



## wwPDB EM Map/Model Validation Report ⓘ

Apr 10, 2016 – 01:56 PM BST

PDB ID : 4ATX  
EMDB ID: : EMD-2098  
Title : Rigor kinesin motor domain with an ordered neck-linker, docked on tubulin dimer, modelled into the 8A cryo-EM map of doublecortin- microtubules decorated with kinesin  
Authors : Liu, J.S.; Schubert, C.R.; Fu, X.; Fourniol, F.J.; Jaiswal, J.K.; Houdusse, A.; Stultz, C.M.; Moores, C.A.; Walsh, C.A.  
Deposited on : 2012-05-10  
Resolution : 8.20 Å(reported)  
Based on PDB ID : 2XRP, 1BG2

This is a wwPDB EM Map/Model Validation Report for a publicly released PDB/EMDB entry.

For rigid body fitted models, validation errors reported here could stem from errors in the original structure(s) used in the fitting.

We welcome your comments at [validation@mail.wwpdb.org](mailto:validation@mail.wwpdb.org)

A user guide is available at

<http://wwpdb.org/validation/2016/EMValidationReportHelp>

---

MolProbity : 4.02b-467  
Mogul : 1.7.1 (RC1), CSD as537be (2016)  
Percentile statistics : 20151230.v01 (using entries in the PDB archive December 30th 2015)  
Ideal geometry (proteins) : Engh & Huber (2001)  
Ideal geometry (DNA, RNA) : Parkinson et. al. (1996)  
Validation Pipeline (wwPDB-VP) : trunk27241

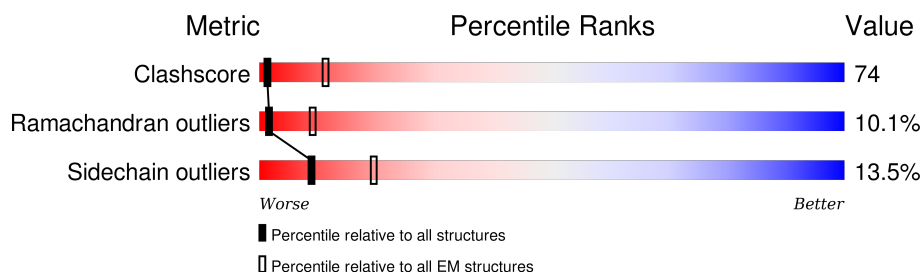
# 1 Overall quality at a glance

The following experimental techniques were used to determine the structure:

*ELECTRON MICROSCOPY*

The reported resolution of this entry is 8.20 Å.

Percentile scores (ranging between 0-100) for global validation metrics of the entry are shown in the following graphic. The table shows the number of entries on which the scores are based.



Metric	Whole archive (#Entries)	EM structures (#Entries)
Clashscore	114402	924
Ramachandran outliers	111179	726
Sidechain outliers	111093	686

The table below summarises the geometric issues observed across the polymeric chains. The red, orange, yellow and green segments on the bar indicate the fraction of residues that contain outliers for  $\geq 3$ , 2, 1 and 0 types of geometric quality criteria. A grey segment represents the fraction of residues that are not modelled. The numeric value for each fraction is indicated below the corresponding segment, with a dot representing fractions  $\leq 5\%$ .

Mol	Chain	Length	Quality of chain
1	A	445	 20% 56% 18% • •
2	B	452	 17% 58% 19% • 5%
3	C	340	 42% 45% • • 9%

## 2 Entry composition

There are 5 unique types of molecules in this entry. The entry contains 9183 atoms, of which 0 are hydrogens and 0 are deuteriums.

In the tables below, the AltConf column contains the number of residues with at least one atom in alternate conformation and the Trace column contains the number of residues modelled with at most 2 atoms.

- Molecule 1 is a protein called TUBULIN BETA-2B CHAIN.

Mol	Chain	Residues	Atoms					AltConf	Trace
1	A	426	Total	C	N	O	S	0	0
			3351	2105	575	646	25		

There are 4 discrepancies between the modelled and reference sequences:

Chain	Residue	Modelled	Actual	Comment	Reference
A	57	ALA	THR	CONFLICT	UNP Q6B856
A	172	VAL	MET	CONFLICT	UNP Q6B856
A	298	ALA	SER	CONFLICT	UNP Q6B856
A	318	VAL	ILE	CONFLICT	UNP Q6B856

- Molecule 2 is a protein called TUBULIN ALPHA-1D CHAIN.

Mol	Chain	Residues	Atoms					AltConf	Trace
2	B	429	Total	C	N	O	S	0	0
			3334	2114	569	630	21		

There are 8 discrepancies between the modelled and reference sequences:

Chain	Residue	Modelled	Actual	Comment	Reference
B	7	ILE	VAL	CONFLICT	UNP Q2HJ86
B	114	ILE	LEU	CONFLICT	UNP Q2HJ86
B	136	SER	LEU	CONFLICT	UNP Q2HJ86
B	137	VAL	ILE	CONFLICT	UNP Q2HJ86
B	265	GLY	ILE	CONFLICT	UNP Q2HJ86
B	358	GLU	GLN	CONFLICT	UNP Q2HJ86
B	437	VAL	MET	CONFLICT	UNP Q2HJ86
B	450	GLU	ASP	CONFLICT	UNP Q2HJ86

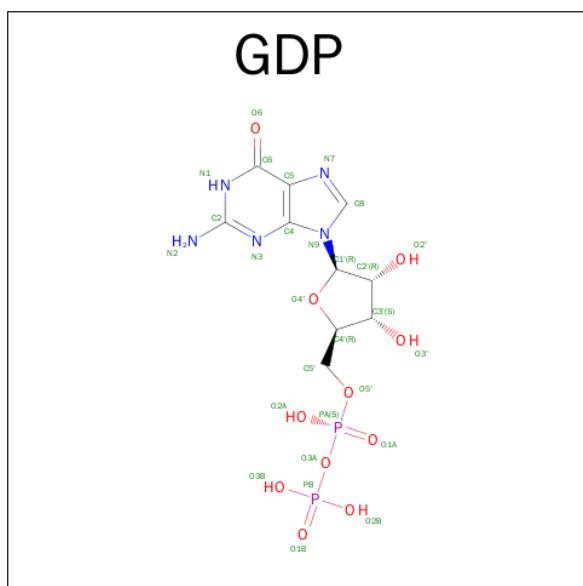
- Molecule 3 is a protein called KINESIN-1 HEAVY CHAIN.

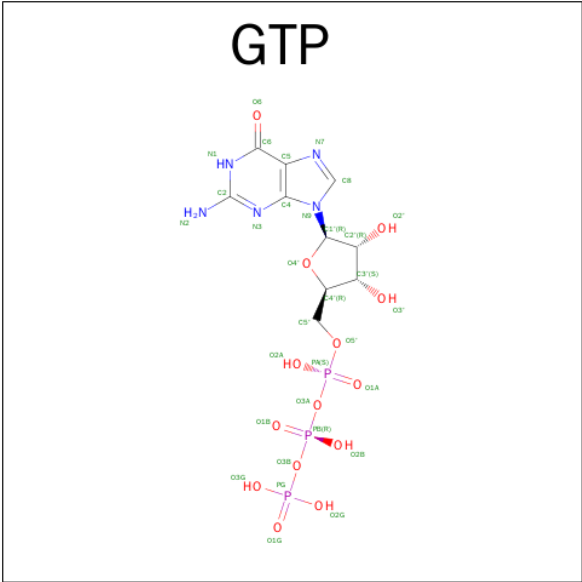
Mol	Chain	Residues	Atoms					AltConf	Trace
3	C	310	Total	C	N	O	S	0	1
			2438	1517	420	485	16		

There is a discrepancy between the modelled and reference sequences:

Chain	Residue	Modelled	Actual	Comment	Reference
C	92	ASN	THR	ENGINEERED MUTATION	UNP Q2PQA9

- Molecule 4 is GUANOSINE-5'-DIPHOSPHATE (three-letter code: GDP) (formula:  $C_{10}H_{15}N_5O_{11}P_2$ ).



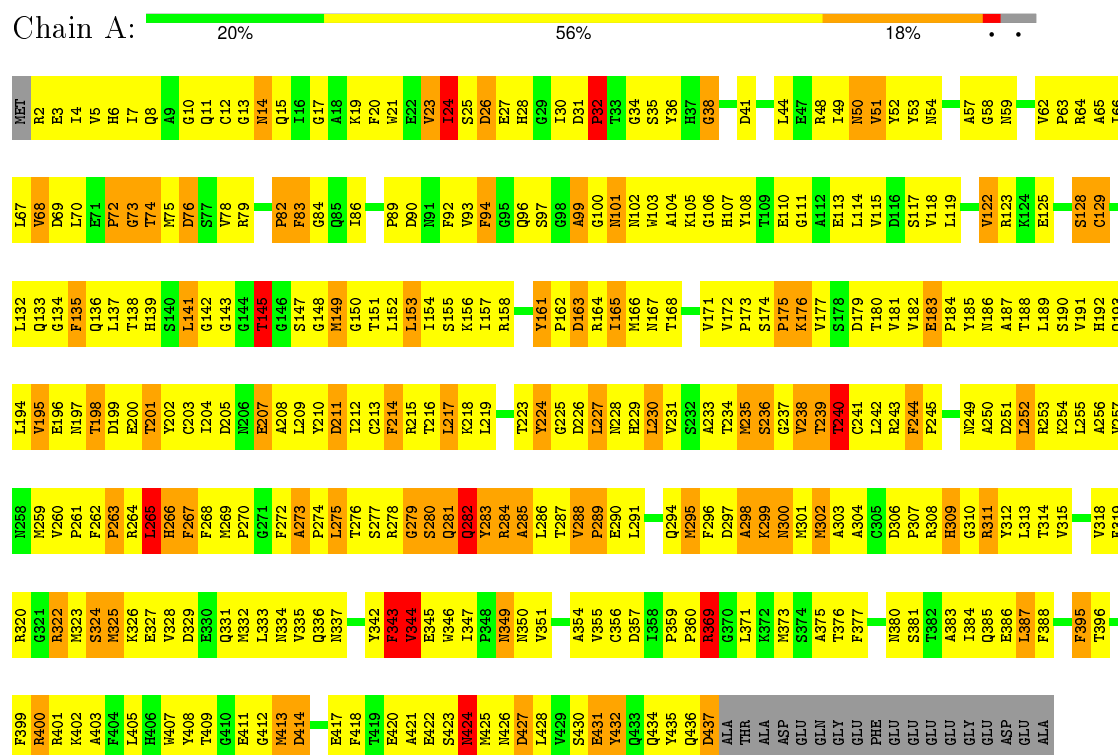


Mol	Chain	Residues	Atoms					AltConf
5	B	1	Total	C	N	O	P	0
			32	10	5	14	3	

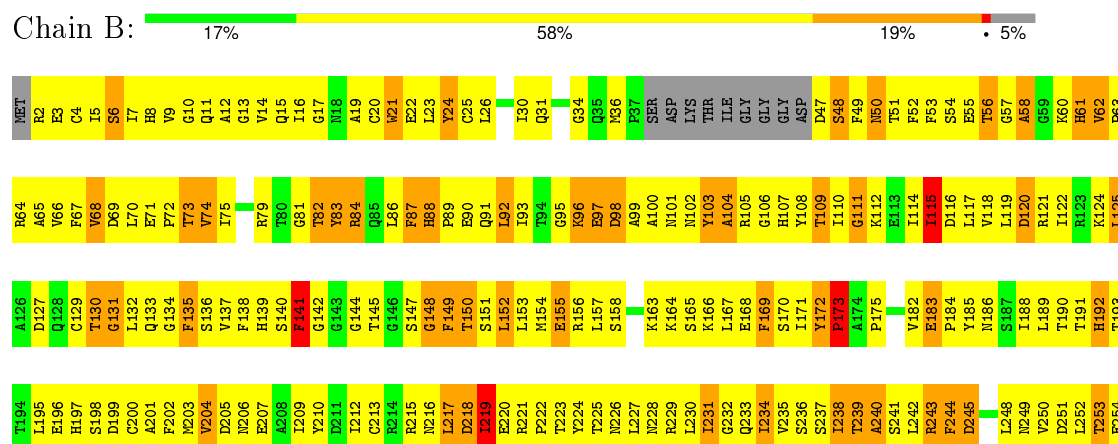
### 3 Residue-property plots

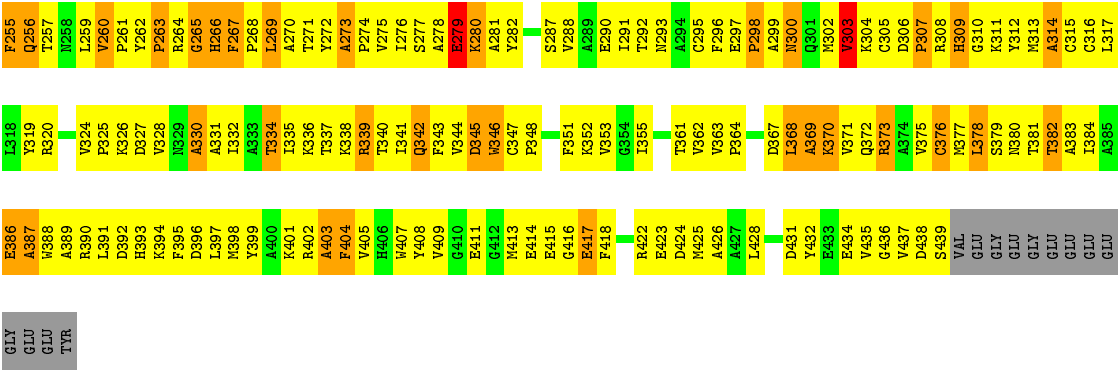
These plots are drawn for all protein, RNA and DNA chains in the entry. The first graphic for a chain summarises the proportions of errors displayed in the second graphic. The second graphic shows the sequence view annotated by issues in geometry. Residues are color-coded according to the number of geometric quality criteria for which they contain at least one outlier: green = 0, yellow = 1, orange = 2 and red = 3 or more. Stretches of 2 or more consecutive residues without any outlier are shown as a green connector. Residues present in the sample, but not in the model, are shown in grey.

#### • Molecule 1: TUBULIN BETA-2B CHAIN

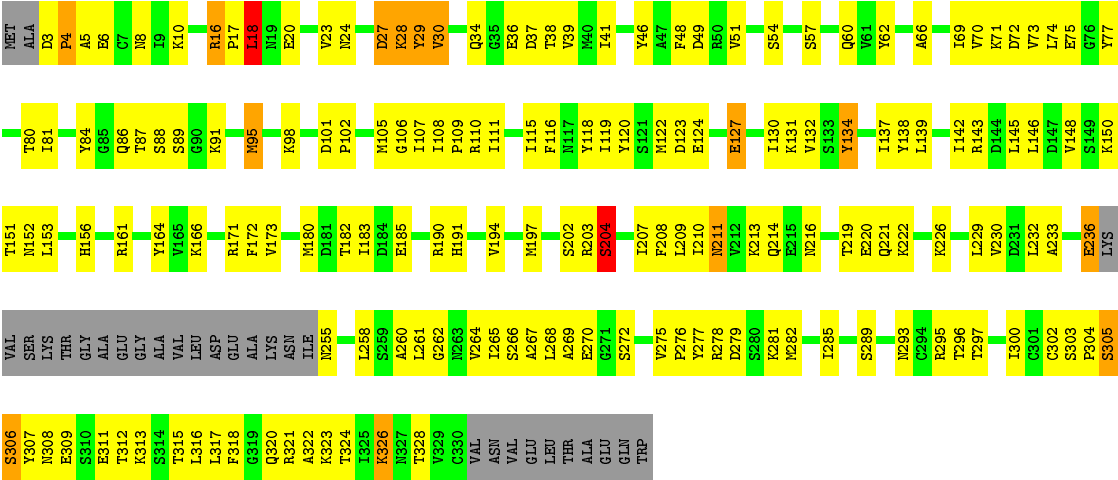


#### • Molecule 2: TUBULIN ALPHA-1D CHAIN





● Molecule 3: KINESIN-1 HEAVY CHAIN



## 4 Experimental information

Property	Value	Source
Reconstruction method	SINGLE PARTICLE	Depositor
Imposed symmetry	POINT, Not provided	Depositor
Number of images	Not provided	Depositor
Resolution determination method	Not provided	Depositor
CTF correction method	DONE WITH FREALIGN	Depositor
Microscope	FEI TECNAI F20	Depositor
Voltage (kV)	200	Depositor
Electron dose ( $e^-/\text{\AA}^2$ )	15	Depositor
Minimum defocus (nm)	760	Depositor
Maximum defocus (nm)	2900	Depositor
Magnification	50000	Depositor
Image detector	KODAK SO163 FILM	Depositor

## 5 Model quality [i](#)

### 5.1 Standard geometry [i](#)

Bond lengths and bond angles in the following residue types are not validated in this section: GDP, GTP

The Z score for a bond length (or angle) is the number of standard deviations the observed value is removed from the expected value. A bond length (or angle) with  $|Z| > 5$  is considered an outlier worth inspection. RMSZ is the root-mean-square of all Z scores of the bond lengths (or angles).

Mol	Chain	Bond lengths		Bond angles	
		RMSZ	$\# Z  > 2$	RMSZ	$\# Z  > 2$
1	A	0.51	0/3426	0.76	2/4642 (0.0%)
2	B	0.82	3/3410 (0.1%)	0.77	3/4629 (0.1%)
3	C	0.95	1/2477 (0.0%)	1.17	8/3339 (0.2%)
All	All	0.76	4/9313 (0.0%)	0.89	13/12610 (0.1%)

Chiral center outliers are detected by calculating the chiral volume of a chiral center and verifying if the center is modelled as a planar moiety or with the opposite hand. A planarity outlier is detected by checking planarity of atoms in a peptide group, atoms in a mainchain group or atoms of a sidechain that are expected to be planar.

Mol	Chain	#Chirality outliers	#Planarity outliers
3	C	0	5

All (4) bond length outliers are listed below:

Mol	Chain	Res	Type	Atoms	Z	Observed(Å)	Ideal(Å)
2	B	92	LEU	C-N	27.96	1.98	1.34
2	B	298	PRO	C-N	17.31	1.73	1.34
2	B	68	VAL	C-N	14.35	1.67	1.34
3	C	29	TYR	CB-CG	-5.01	1.44	1.51

All (13) bond angle outliers are listed below:

Mol	Chain	Res	Type	Atoms	Z	Observed(°)	Ideal(°)
3	C	307	TYR	CA-CB-CG	-11.33	91.87	113.40
3	C	307	TYR	CB-CG-CD1	-10.06	114.96	121.00
3	C	29	TYR	CB-CG-CD2	-7.39	116.57	121.00
2	B	68	VAL	O-C-N	-7.10	111.34	122.70
2	B	298	PRO	O-C-N	-6.72	111.94	122.70
3	C	204	SER	CB-CA-C	-6.46	97.83	110.10

*Continued on next page...*

*Continued from previous page...*

Mol	Chain	Res	Type	Atoms	Z	Observed(°)	Ideal(°)
3	C	29	TYR	CA-CB-CG	-6.18	101.65	113.40
1	A	235	MET	CG-SD-CE	6.10	109.96	100.20
2	B	69	ASP	CB-CG-OD1	6.09	123.79	118.30
3	C	36	GLU	CB-CA-C	-5.52	99.35	110.40
1	A	217	LEU	N-CA-C	-5.38	96.47	111.00
3	C	18	LEU	CB-CA-C	-5.35	100.03	110.20
3	C	304	PRO	O-C-N	5.05	130.78	122.70

There are no chirality outliers.

All (5) planarity outliers are listed below:

Mol	Chain	Res	Type	Group
3	C	16	ARG	Sidechain
3	C	27	ASP	Peptide
3	C	28	LYS	Peptide
3	C	30	VAL	Peptide
3	C	305	SER	Peptide

## 5.2 Too-close contacts ⓘ

In the following table, the Non-H and H(model) columns list the number of non-hydrogen atoms and hydrogen atoms in the chain respectively. The H(added) column lists the number of hydrogen atoms added and optimized by MolProbity. The Clashes column lists the number of clashes within the asymmetric unit, whereas Symm-Clashes lists symmetry related clashes.

Mol	Chain	Non-H	H(model)	H(added)	Clashes	Symm-Clashes
1	A	3351	0	3229	547	0
2	B	3334	0	3223	633	0
3	C	2438	0	2397	186	0
4	A	28	0	12	1	0
5	B	32	0	12	5	0
All	All	9183	0	8873	1343	0

The all-atom clashscore is defined as the number of clashes found per 1000 atoms (including hydrogen atoms). The all-atom clashscore for this structure is 74.

All (1343) close contacts within the same asymmetric unit are listed below, sorted by their clash magnitude.

Atom-1	Atom-2	Interatomic distance (Å)	Clash overlap (Å)
2:B:296:PHE:CE1	2:B:341:ILE:HD11	1.32	1.63

*Continued on next page...*

*Continued from previous page...*

Atom-1	Atom-2	Interatomic distance (Å)	Clash overlap (Å)
2:B:5:ILE:HG12	2:B:64:ARG:NH1	1.27	1.42
2:B:57:GLY:HA3	2:B:58:ALA:CB	1.45	1.42
2:B:298:PRO:C	2:B:299:ALA:N	1.73	1.40
2:B:3:GLU:CG	2:B:51:THR:HA	1.57	1.34
2:B:296:PHE:CE1	2:B:341:ILE:CD1	2.11	1.32
2:B:63:PRO:HG2	2:B:91:GLN:OE1	1.29	1.31
2:B:3:GLU:HG2	2:B:51:THR:CA	1.60	1.29
2:B:57:GLY:CA	2:B:58:ALA:HB2	1.63	1.28
1:A:264:ARG:HD3	3:C:278:ARG:NH2	1.45	1.27
2:B:62:VAL:CG1	2:B:63:PRO:HD2	1.67	1.23
1:A:264:ARG:NH1	3:C:278:ARG:NE	1.89	1.21
2:B:5:ILE:CG1	2:B:64:ARG:NH1	2.05	1.20
2:B:92:LEU:C	2:B:93:ILE:N	1.98	1.17
2:B:217:LEU:HD12	2:B:277:SER:CB	1.72	1.16
2:B:62:VAL:HG12	2:B:63:PRO:CD	1.76	1.15
2:B:5:ILE:CD1	2:B:64:ARG:HH12	1.57	1.15
2:B:70:LEU:HD13	2:B:145:THR:OG1	1.49	1.13
2:B:296:PHE:CE2	2:B:335:ILE:HG21	1.84	1.13
1:A:234:THR:HG21	1:A:270:PRO:HB2	1.23	1.12
2:B:243:ARG:NH2	2:B:252:LEU:H	1.45	1.12
2:B:30:ILE:HG12	2:B:36:MET:HB3	1.19	1.10
2:B:67:PHE:HE2	2:B:87:PHE:CE2	1.68	1.10
1:A:93:VAL:HG11	1:A:118:VAL:HG22	1.30	1.08
2:B:298:PRO:HB3	2:B:307:PRO:HD2	1.36	1.06
2:B:274:PRO:C	2:B:275:VAL:N	2.09	1.06
2:B:11:GLN:HG3	2:B:74:VAL:HG11	1.34	1.05
2:B:109:THR:HG22	2:B:110:ILE:N	1.71	1.05
1:A:172:VAL:HG11	1:A:387:LEU:HD21	1.37	1.05
2:B:296:PHE:CD1	2:B:341:ILE:CD1	2.40	1.04
2:B:217:LEU:CD1	2:B:277:SER:HB3	1.87	1.04
2:B:67:PHE:CE2	2:B:87:PHE:CE2	2.45	1.04
1:A:299:LYS:HD3	1:A:299:LYS:H	1.24	1.02
1:A:264:ARG:HD3	3:C:278:ARG:CZ	1.88	1.02
3:C:219:THR:HG22	3:C:221:GLN:HG2	1.36	1.02
2:B:56:THR:O	2:B:58:ALA:HB3	1.59	1.02
1:A:236:SER:O	1:A:240:THR:HG23	1.61	1.01
2:B:243:ARG:HH21	2:B:252:LEU:N	1.57	1.01
2:B:5:ILE:HG12	2:B:64:ARG:CZ	1.90	1.00
2:B:5:ILE:CG1	2:B:64:ARG:HH12	1.67	1.00
2:B:88:HIS:HB2	2:B:91:GLN:HE21	1.22	1.00
2:B:52:PHE:HZ	2:B:239:THR:HG21	1.27	0.99

*Continued on next page...*

*Continued from previous page...*

Atom-1	Atom-2	Interatomic distance (Å)	Clash overlap (Å)
2:B:276:ILE:HG23	2:B:369:ALA:HB2	1.43	0.99
2:B:30:ILE:HD11	2:B:61:HIS:CE1	1.97	0.99
2:B:296:PHE:HE1	2:B:341:ILE:HD11	1.21	0.99
3:C:98:LYS:HD3	3:C:101:ASP:HB2	1.46	0.98
2:B:63:PRO:HG2	2:B:91:GLN:CD	1.85	0.97
3:C:134:TYR:CD1	3:C:145:LEU:HD12	1.98	0.97
3:C:17:PRO:HA	3:C:54:SER:HB3	1.48	0.95
2:B:57:GLY:CA	2:B:58:ALA:CB	2.30	0.95
2:B:62:VAL:HG12	2:B:63:PRO:HD2	0.97	0.95
1:A:273:ALA:HB3	1:A:274:PRO:HD3	1.48	0.95
2:B:278:ALA:O	2:B:279:GLU:HB3	1.66	0.95
2:B:316:CYS:HB3	2:B:378:LEU:HD11	1.49	0.95
1:A:281:GLN:O	1:A:283:TYR:N	2.00	0.95
1:A:264:ARG:NH1	3:C:278:ARG:CZ	2.30	0.94
2:B:251:ASP:N	2:B:254:GLU:HG3	1.82	0.94
2:B:259:LEU:HD11	2:B:378:LEU:HD13	1.47	0.94
2:B:98:ASP:HB2	2:B:105:ARG:HH21	1.31	0.94
2:B:217:LEU:HD12	2:B:277:SER:HB3	0.95	0.93
2:B:251:ASP:H	2:B:254:GLU:HG3	1.33	0.93
2:B:237:SER:HB2	2:B:376:CYS:SG	2.08	0.93
1:A:132:LEU:HD23	1:A:164:ARG:HG3	1.50	0.93
1:A:70:LEU:H	1:A:145:THR:HG21	1.33	0.92
2:B:70:LEU:CD1	2:B:145:THR:OG1	2.18	0.91
2:B:151:SER:HB3	2:B:193:THR:HG21	1.51	0.91
1:A:147:SER:O	1:A:151:THR:HB	1.71	0.91
3:C:219:THR:CG2	3:C:221:GLN:HG2	2.00	0.90
2:B:55:GLU:O	2:B:57:GLY:N	2.04	0.90
2:B:30:ILE:CD1	2:B:61:HIS:ND1	2.34	0.90
1:A:264:ARG:O	1:A:265:LEU:HB3	1.69	0.90
2:B:52:PHE:CE1	2:B:239:THR:HB	2.07	0.90
2:B:30:ILE:CG1	2:B:36:MET:HB3	2.02	0.90
2:B:63:PRO:CG	2:B:91:GLN:OE1	2.20	0.90
2:B:343:PHE:CZ	2:B:351:PHE:CE2	2.61	0.89
2:B:110:ILE:HG23	2:B:111:GLY:H	1.38	0.89
1:A:102:ASN:HD21	1:A:408:TYR:HA	1.38	0.89
3:C:208:PHE:HE2	3:C:210:ILE:HD11	1.38	0.89
2:B:296:PHE:CD1	2:B:341:ILE:HD11	2.03	0.88
2:B:147:SER:HB2	2:B:190:THR:OG1	1.73	0.88
1:A:264:ARG:HB2	1:A:266:HIS:CD2	2.08	0.88
1:A:8:GLN:OE1	1:A:67:LEU:HD22	1.73	0.88
2:B:109:THR:HG22	2:B:110:ILE:H	1.33	0.88

*Continued on next page...*

*Continued from previous page...*

Atom-1	Atom-2	Interatomic distance (Å)	Clash overlap (Å)
2:B:63:PRO:CD	2:B:87:PHE:HA	2.03	0.88
1:A:93:VAL:HG11	1:A:118:VAL:CG2	2.03	0.88
2:B:119:LEU:HD23	2:B:122:ILE:HD11	1.53	0.87
2:B:122:ILE:HD12	2:B:157:LEU:HD21	1.54	0.87
1:A:311:ARG:HD3	1:A:342:TYR:HA	1.56	0.87
2:B:30:ILE:CD1	2:B:61:HIS:CE1	2.57	0.87
1:A:195:VAL:HG13	1:A:196:GLU:HG2	1.57	0.87
1:A:153:LEU:O	1:A:157:ILE:HG12	1.76	0.86
1:A:276:THR:HB	1:A:281:GLN:HG3	1.56	0.86
1:A:6:HIS:CE1	1:A:8:GLN:HG2	2.10	0.86
1:A:101:ASN:HD21	1:A:143:GLY:HA2	1.38	0.86
2:B:296:PHE:CD1	2:B:341:ILE:HD12	2.08	0.86
2:B:63:PRO:HD3	2:B:87:PHE:HA	1.56	0.86
1:A:19:LYS:HG3	1:A:228:ASN:HB3	1.57	0.86
2:B:52:PHE:CZ	2:B:239:THR:HG21	2.11	0.86
1:A:10:GLY:HA2	1:A:145:THR:HB	1.55	0.85
2:B:264:ARG:O	2:B:266:HIS:N	2.09	0.85
1:A:242:LEU:HD22	1:A:250:ALA:H	1.41	0.85
1:A:360:PRO:HG2	1:A:371:LEU:HB3	1.56	0.85
1:A:4:ILE:HD13	1:A:136:GLN:HE21	1.42	0.84
2:B:234:ILE:HG13	2:B:270:ALA:HB1	1.59	0.84
3:C:48:PHE:CZ	3:C:316:LEU:HD22	2.13	0.84
1:A:234:THR:HG21	1:A:270:PRO:CB	2.06	0.84
1:A:20:PHE:CD1	1:A:235:MET:SD	2.71	0.84
2:B:264:ARG:HB2	2:B:266:HIS:CD2	2.13	0.84
1:A:209:LEU:HB3	1:A:227:LEU:HD22	1.59	0.84
1:A:191:VAL:HG11	1:A:425:MET:HG3	1.60	0.83
2:B:204:VAL:HG11	2:B:231:ILE:HD12	1.59	0.83
1:A:3:GLU:O	1:A:133:GLN:HB3	1.78	0.83
1:A:264:ARG:CD	3:C:278:ARG:CZ	2.55	0.83
1:A:287:THR:O	1:A:288:VAL:HG23	1.79	0.83
2:B:23:LEU:HD23	2:B:236:SER:HB2	1.60	0.83
1:A:148:GLY:O	1:A:151:THR:HG22	1.79	0.83
2:B:217:LEU:CD1	2:B:277:SER:CA	2.56	0.83
2:B:316:CYS:HB3	2:B:378:LEU:CD1	2.08	0.83
1:A:324:SER:HB3	1:A:327:GLU:HG2	1.60	0.83
2:B:106:GLY:O	2:B:111:GLY:HA3	1.78	0.83
1:A:150:GLY:HA2	1:A:153:LEU:HD22	1.60	0.83
2:B:184:PRO:HG2	2:B:398:MET:HE1	1.61	0.82
1:A:156:LYS:HE2	1:A:156:LYS:HA	1.61	0.82
1:A:110:GLU:O	1:A:113:GLU:HG2	1.79	0.82

*Continued on next page...*

*Continued from previous page...*

Atom-1	Atom-2	Interatomic distance (Å)	Clash overlap (Å)
1:A:147:SER:HB2	1:A:190:SER:HB3	1.60	0.82
1:A:101:ASN:ND2	1:A:143:GLY:HA2	1.94	0.82
2:B:52:PHE:CZ	2:B:239:THR:HB	2.14	0.82
2:B:151:SER:CB	2:B:193:THR:HG21	2.09	0.82
3:C:108:ILE:HB	3:C:109:PRO:HD3	1.62	0.82
2:B:276:ILE:HG23	2:B:369:ALA:CB	2.10	0.81
2:B:248:LEU:HD23	2:B:353:VAL:O	1.80	0.81
1:A:20:PHE:CZ	1:A:24:ILE:HD12	2.15	0.81
2:B:67:PHE:CE2	2:B:87:PHE:HE2	1.96	0.81
2:B:220:GLU:C	2:B:222:PRO:HD3	2.02	0.81
2:B:6:SER:HB3	2:B:136:SER:OG	1.81	0.81
2:B:109:THR:CG2	2:B:110:ILE:N	2.44	0.81
3:C:138:TYR:CD2	3:C:139:LEU:HD23	2.15	0.80
2:B:70:LEU:CD1	2:B:145:THR:HG23	2.12	0.80
2:B:217:LEU:CD1	2:B:277:SER:CB	2.55	0.80
1:A:236:SER:O	1:A:240:THR:CG2	2.29	0.80
2:B:234:ILE:HD13	2:B:234:ILE:O	1.81	0.80
2:B:241:SER:O	2:B:244:PHE:HB3	1.82	0.80
2:B:132:LEU:HD23	2:B:132:LEU:H	1.46	0.80
1:A:68:VAL:HG12	1:A:149:MET:SD	2.22	0.80
2:B:52:PHE:HZ	2:B:239:THR:CG2	1.94	0.79
2:B:7:ILE:HG22	2:B:66:VAL:HG22	1.63	0.79
1:A:264:ARG:HB2	1:A:266:HIS:HD2	1.45	0.79
1:A:413:MET:HG3	1:A:414:ASP:H	1.47	0.79
3:C:16:ARG:HG2	3:C:17:PRO:HD2	1.63	0.79
3:C:95:MET:HE3	3:C:95:MET:HA	1.63	0.79
1:A:259:MET:HA	1:A:314:THR:HG21	1.65	0.79
2:B:313:MET:HB3	2:B:344:VAL:HG21	1.63	0.79
1:A:54:ASN:HD21	1:A:64:ARG:HD3	1.46	0.79
3:C:86:GLN:HB2	3:C:311:GLU:HG2	1.64	0.79
1:A:396:THR:HG23	1:A:422:GLU:OE2	1.83	0.78
2:B:172:TYR:HD1	2:B:172:TYR:C	1.87	0.78
2:B:67:PHE:HE2	2:B:87:PHE:CD2	2.00	0.78
1:A:265:LEU:HD12	1:A:265:LEU:O	1.83	0.78
2:B:199:ASP:HB3	2:B:256:GLN:NE2	1.99	0.78
3:C:131:LYS:HG2	3:C:172:PHE:CE1	2.18	0.78
2:B:56:THR:O	2:B:58:ALA:CB	2.30	0.78
2:B:204:VAL:HG13	2:B:209:ILE:HD11	1.66	0.78
2:B:110:ILE:HG23	2:B:111:GLY:N	1.99	0.78
1:A:205:ASP:OD2	1:A:304:ALA:HB2	1.84	0.78
3:C:3:ASP:HB2	3:C:4:PRO:HD3	1.64	0.78

*Continued on next page...*

*Continued from previous page...*

Atom-1	Atom-2	Interatomic distance (Å)	Clash overlap (Å)
3:C:71:LYS:O	3:C:71:LYS:HD3	1.84	0.78
2:B:52:PHE:CZ	2:B:239:THR:CB	2.67	0.78
1:A:234:THR:CG2	1:A:270:PRO:HB2	2.11	0.78
1:A:264:ARG:HH11	3:C:278:ARG:CZ	1.97	0.77
1:A:35:SER:HB3	1:A:59:ASN:HA	1.65	0.77
2:B:267:PHE:CD1	2:B:267:PHE:N	2.49	0.77
2:B:11:GLN:HE21	2:B:74:VAL:HG22	1.47	0.77
2:B:217:LEU:CD1	2:B:277:SER:HA	2.13	0.77
2:B:223:THR:HB	2:B:225:THR:HG22	1.67	0.77
2:B:11:GLN:HG3	2:B:74:VAL:CG1	2.15	0.77
2:B:52:PHE:CZ	2:B:239:THR:CG2	2.66	0.77
2:B:155:GLU:HA	2:B:197:HIS:ND1	1.99	0.77
3:C:138:TYR:HE1	3:C:203:ARG:HB3	1.48	0.77
3:C:5:ALA:HB3	3:C:8:ASN:OD1	1.83	0.77
3:C:267:ALA:O	3:C:270:GLU:HG2	1.85	0.77
2:B:296:PHE:CZ	2:B:335:ILE:HG21	2.18	0.77
2:B:30:ILE:HD13	2:B:61:HIS:CG	2.20	0.77
2:B:231:ILE:HA	2:B:234:ILE:HG22	1.66	0.77
2:B:221:ARG:O	2:B:221:ARG:HD3	1.85	0.77
2:B:225:THR:O	2:B:229:ARG:HG3	1.86	0.76
2:B:67:PHE:HD2	2:B:92:LEU:HD23	1.49	0.76
1:A:198:THR:O	1:A:265:LEU:HD22	1.85	0.76
2:B:7:ILE:HD12	2:B:153:LEU:HD21	1.68	0.76
3:C:138:TYR:HE1	3:C:203:ARG:CB	1.99	0.76
2:B:276:ILE:O	2:B:369:ALA:HB2	1.84	0.76
1:A:168:THR:HB	1:A:201:THR:HG23	1.68	0.76
2:B:331:ALA:O	2:B:335:ILE:HG12	1.86	0.75
1:A:259:MET:HG2	1:A:314:THR:HG21	1.67	0.75
2:B:5:ILE:CD1	2:B:64:ARG:NH1	2.38	0.75
2:B:62:VAL:CG1	2:B:63:PRO:CD	2.50	0.75
2:B:70:LEU:CD1	2:B:145:THR:CG2	2.64	0.75
1:A:19:LYS:HG3	1:A:228:ASN:CB	2.17	0.75
2:B:296:PHE:CE1	2:B:341:ILE:HD12	2.20	0.75
2:B:167:LEU:HG	2:B:200:CYS:HB3	1.68	0.75
2:B:344:VAL:HG11	2:B:346:TRP:CE2	2.21	0.75
2:B:3:GLU:HG2	2:B:51:THR:HA	0.80	0.74
1:A:192:HIS:ND1	1:A:424:ASN:OD1	2.18	0.74
2:B:163:LYS:O	2:B:164:LYS:HG2	1.86	0.74
1:A:176:LYS:HE3	1:A:207:GLU:HG3	1.68	0.74
1:A:8:GLN:CD	1:A:67:LEU:HD22	2.08	0.74
2:B:5:ILE:CG1	2:B:64:ARG:CZ	2.56	0.74

*Continued on next page...*

*Continued from previous page...*

Atom-1	Atom-2	Interatomic distance (Å)	Clash overlap (Å)
2:B:205:ASP:CB	2:B:303:VAL:HA	2.17	0.74
2:B:317:LEU:HB3	2:B:319:TYR:HE1	1.52	0.74
1:A:103:TRP:CZ3	1:A:108:TYR:HE1	2.05	0.74
2:B:425:MET:HE2	2:B:428:LEU:HD23	1.70	0.74
2:B:104:ALA:CB	2:B:413:MET:HG3	2.18	0.73
1:A:6:HIS:HE1	1:A:8:GLN:HG2	1.52	0.73
2:B:362:VAL:HG13	2:B:368:LEU:HD12	1.68	0.73
2:B:4:CYS:SG	2:B:252:LEU:HD11	2.27	0.73
2:B:172:TYR:OH	2:B:387:ALA:HB1	1.87	0.73
2:B:243:ARG:HH21	2:B:252:LEU:H	0.79	0.73
1:A:242:LEU:HD13	1:A:250:ALA:C	2.09	0.73
2:B:103:TYR:CD2	2:B:189:LEU:HD13	2.24	0.73
2:B:104:ALA:HB2	2:B:413:MET:HG3	1.71	0.73
1:A:250:ALA:HA	1:A:254:LYS:HE2	1.68	0.73
1:A:274:PRO:HG2	1:A:371:LEU:HD21	1.70	0.73
2:B:112:LYS:O	2:B:115:ILE:HG22	1.89	0.73
2:B:70:LEU:HD11	2:B:145:THR:HG23	1.70	0.73
2:B:264:ARG:C	2:B:266:HIS:H	1.91	0.73
2:B:7:ILE:HD11	2:B:137:VAL:HG22	1.71	0.73
1:A:76:ASP:HA	1:A:79:ARG:HG2	1.71	0.73
1:A:209:LEU:HG	1:A:230:LEU:HD22	1.69	0.73
1:A:111:GLY:O	1:A:115:VAL:HG23	1.89	0.73
2:B:306:ASP:O	2:B:308:ARG:N	2.20	0.73
1:A:264:ARG:HD3	3:C:278:ARG:HH22	1.48	0.72
1:A:217:LEU:O	1:A:219:LEU:N	2.22	0.72
3:C:98:LYS:CD	3:C:101:ASP:HB2	2.18	0.72
2:B:242:LEU:HG	2:B:250:VAL:O	1.88	0.72
2:B:298:PRO:HB3	2:B:307:PRO:CD	2.15	0.72
2:B:105:ARG:O	2:B:110:ILE:HG22	1.89	0.72
2:B:166:LYS:HE3	2:B:199:ASP:OD1	1.90	0.72
1:A:264:ARG:NH1	3:C:278:ARG:HE	1.88	0.72
3:C:269:ALA:HB2	3:C:322:ALA:HA	1.70	0.72
1:A:264:ARG:CD	3:C:278:ARG:NH2	2.40	0.72
3:C:20:GLU:O	3:C:23:VAL:HG12	1.90	0.72
2:B:7:ILE:CG1	2:B:137:VAL:HG22	2.20	0.72
2:B:312:TYR:O	2:B:344:VAL:HG23	1.90	0.72
2:B:317:LEU:HD12	2:B:351:PHE:HD1	1.55	0.71
1:A:70:LEU:HG	1:A:145:THR:CG2	2.20	0.71
3:C:119:ILE:HD11	3:C:130:ILE:HD11	1.71	0.71
2:B:259:LEU:HD11	2:B:378:LEU:CD1	2.20	0.71
3:C:4:PRO:HD2	3:C:293:ASN:HA	1.72	0.71

*Continued on next page...*

*Continued from previous page...*

Atom-1	Atom-2	Interatomic distance (Å)	Clash overlap (Å)
1:A:356:CYS:SG	1:A:357:ASP:N	2.62	0.71
2:B:234:ILE:HG21	2:B:302:MET:HE3	1.71	0.71
1:A:431:GLU:OE1	1:A:432:TYR:HA	1.91	0.71
1:A:332:MET:HE3	1:A:351:VAL:HG11	1.71	0.71
1:A:191:VAL:CG1	1:A:425:MET:HG3	2.19	0.71
1:A:201:THR:OG1	1:A:265:LEU:HD11	1.90	0.71
2:B:172:TYR:C	2:B:172:TYR:CD1	2.61	0.71
1:A:237:GLY:O	1:A:241:CYS:HB3	1.90	0.71
1:A:243:ARG:NH2	1:A:252:LEU:HG	2.05	0.71
2:B:148:GLY:O	2:B:151:SER:HB2	1.91	0.71
1:A:8:GLN:NE2	1:A:17:GLY:HA3	2.06	0.71
2:B:242:LEU:HD21	2:B:250:VAL:HB	1.71	0.71
2:B:343:PHE:CZ	2:B:351:PHE:HE2	2.08	0.70
2:B:381:THR:C	2:B:383:ALA:H	1.95	0.70
2:B:11:GLN:HE21	2:B:74:VAL:CG2	2.03	0.70
1:A:264:ARG:CZ	3:C:278:ARG:CZ	2.69	0.70
1:A:48:ARG:HG2	1:A:243:ARG:O	1.90	0.70
2:B:12:ALA:HB3	2:B:140:SER:OG	1.91	0.70
3:C:95:MET:CE	3:C:95:MET:HA	2.21	0.70
3:C:156:HIS:HB2	3:C:164:TYR:CZ	2.26	0.70
1:A:255:LEU:O	1:A:259:MET:HG3	1.91	0.70
1:A:217:LEU:C	1:A:219:LEU:H	1.91	0.70
1:A:260:VAL:HG23	2:B:407:TRP:HE1	1.57	0.70
2:B:199:ASP:HB3	2:B:256:GLN:HE21	1.57	0.70
2:B:5:ILE:HG22	2:B:6:SER:N	2.07	0.70
3:C:134:TYR:CE1	3:C:145:LEU:HD12	2.27	0.70
1:A:70:LEU:HG	1:A:145:THR:HG23	1.74	0.70
1:A:10:GLY:O	1:A:14:ASN:HB2	1.90	0.69
1:A:175:PRO:HD2	1:A:207:GLU:OE2	1.91	0.69
1:A:234:THR:O	1:A:238:VAL:HG23	1.92	0.69
2:B:67:PHE:CD2	2:B:92:LEU:HD23	2.26	0.69
2:B:237:SER:CB	2:B:376:CYS:SG	2.80	0.69
2:B:244:PHE:HD1	2:B:245:ASP:N	1.90	0.69
2:B:205:ASP:HB3	2:B:303:VAL:HA	1.73	0.69
1:A:24:ILE:HD11	1:A:52:TYR:CE2	2.28	0.69
2:B:133:GLN:HG2	2:B:243:ARG:HH22	1.57	0.69
2:B:371:VAL:HG12	2:B:372:GLN:H	1.57	0.69
1:A:291:LEU:O	1:A:295:MET:HG3	1.91	0.69
3:C:309:GLU:HB3	3:C:313:LYS:NZ	2.08	0.69
3:C:260:ALA:HB1	3:C:279:ASP:OD1	1.93	0.69
2:B:343:PHE:HZ	2:B:351:PHE:CE2	2.10	0.68

*Continued on next page...*

*Continued from previous page...*

Atom-1	Atom-2	Interatomic distance (Å)	Clash overlap (Å)
1:A:242:LEU:CD2	1:A:250:ALA:H	2.06	0.68
2:B:276:ILE:O	2:B:369:ALA:N	2.25	0.68
2:B:115:ILE:CD1	2:B:119:LEU:HG	2.23	0.68
1:A:251:ASP:O	1:A:253:ARG:N	2.26	0.68
1:A:209:LEU:HD23	1:A:227:LEU:HB3	1.75	0.68
2:B:221:ARG:N	2:B:222:PRO:HD3	2.09	0.68
3:C:62:TYR:HB2	3:C:110:ARG:HD3	1.74	0.68
3:C:207:ILE:CD1	3:C:230:VAL:HG22	2.24	0.68
1:A:180:THR:HG22	1:A:181:VAL:N	2.07	0.68
1:A:256:ALA:O	1:A:260:VAL:HG22	1.94	0.68
2:B:102:ASN:HB2	2:B:408:TYR:CE1	2.29	0.68
3:C:81:ILE:HG12	3:C:297:THR:HG22	1.76	0.68
1:A:243:ARG:HH22	1:A:252:LEU:HG	1.59	0.68
2:B:217:LEU:HD12	2:B:277:SER:CA	2.23	0.68
1:A:204:ILE:HD13	1:A:231:VAL:HG22	1.76	0.68
2:B:70:LEU:HD12	2:B:145:THR:CG2	2.24	0.67
1:A:103:TRP:HZ3	1:A:108:TYR:HE1	1.42	0.67
1:A:359:PRO:HB2	1:A:360:PRO:HD2	1.74	0.67
1:A:328:VAL:O	1:A:332:MET:HG2	1.95	0.67
2:B:141:PHE:O	2:B:147:SER:HB3	1.94	0.67
1:A:325:MET:CE	1:A:355:VAL:HG21	2.24	0.67
1:A:310:GLY:HA3	1:A:436:GLN:HE21	1.59	0.67
1:A:66:ILE:C	1:A:67:LEU:HD23	2.15	0.67
2:B:49:PHE:CE1	2:B:61:HIS:HE1	2.12	0.67
1:A:250:ALA:HB1	1:A:254:LYS:HB2	1.75	0.67
2:B:95:GLY:O	2:B:97:GLU:N	2.27	0.67
2:B:278:ALA:O	2:B:279:GLU:CB	2.43	0.67
1:A:276:THR:HB	1:A:281:GLN:CG	2.25	0.67
1:A:4:ILE:HG21	1:A:136:GLN:HG2	1.76	0.67
2:B:251:ASP:O	2:B:254:GLU:HB2	1.94	0.67
2:B:3:GLU:HG2	2:B:51:THR:C	2.15	0.67
1:A:172:VAL:HG11	1:A:387:LEU:CD2	2.22	0.67
1:A:257:VAL:HG12	1:A:257:VAL:O	1.93	0.67
1:A:44:LEU:HD12	1:A:49:ILE:HD13	1.76	0.67
2:B:172:TYR:HD1	2:B:173:PRO:N	1.93	0.67
2:B:22:GLU:HG3	2:B:83:TYR:OH	1.95	0.66
3:C:131:LYS:HZ2	3:C:172:PHE:HE1	1.41	0.66
1:A:242:LEU:CD1	1:A:255:LEU:HD11	2.25	0.66
2:B:152:LEU:HA	2:B:155:GLU:HB2	1.77	0.66
2:B:7:ILE:HD12	2:B:153:LEU:CD2	2.24	0.66
3:C:191:HIS:HD2	3:C:197:MET:SD	2.18	0.66

*Continued on next page...*

*Continued from previous page...*

Atom-1	Atom-2	Interatomic distance (Å)	Clash overlap (Å)
2:B:63:PRO:CG	2:B:87:PHE:HA	2.26	0.66
1:A:107:HIS:CD2	1:A:151:THR:CG2	2.77	0.66
2:B:68:VAL:HG11	2:B:149:PHE:CZ	2.30	0.66
1:A:230:LEU:HD23	1:A:231:VAL:N	2.10	0.66
3:C:146:LEU:HD22	3:C:171:ARG:HH12	1.59	0.66
2:B:341:ILE:HG12	2:B:341:ILE:O	1.95	0.66
1:A:242:LEU:HD12	1:A:255:LEU:HD11	1.77	0.66
1:A:267:PHE:CD1	1:A:267:PHE:N	2.62	0.66
3:C:28:LYS:HB2	3:C:306:SER:HB3	1.76	0.66
2:B:67:PHE:CD2	2:B:92:LEU:CD2	2.79	0.66
2:B:175:PRO:HG3	2:B:304:LYS:HG2	1.76	0.66
1:A:281:GLN:O	1:A:283:TYR:HB2	1.96	0.66
3:C:300:ILE:HB	3:C:315:THR:CG2	2.26	0.66
1:A:265:LEU:HD12	1:A:265:LEU:C	2.15	0.66
2:B:100:ALA:CB	2:B:105:ARG:HD3	2.26	0.65
2:B:217:LEU:HD11	2:B:367:ASP:O	1.97	0.65
3:C:48:PHE:HZ	3:C:316:LEU:HD22	1.58	0.65
2:B:372:GLN:O	2:B:373:ARG:HB3	1.96	0.65
2:B:313:MET:HB3	2:B:344:VAL:CG2	2.26	0.65
2:B:49:PHE:CE1	2:B:61:HIS:CE1	2.84	0.65
2:B:344:VAL:HG12	2:B:345:ASP:N	2.12	0.65
1:A:158:ARG:NE	1:A:197:ASN:O	2.30	0.65
1:A:66:ILE:HD13	1:A:122:VAL:HG12	1.79	0.65
1:A:299:LYS:HD3	1:A:299:LYS:N	2.04	0.65
2:B:206:ASN:OD1	2:B:227:LEU:HD13	1.96	0.65
1:A:325:MET:HE2	1:A:355:VAL:HG21	1.78	0.65
2:B:115:ILE:HG23	2:B:116:ASP:N	2.12	0.65
1:A:108:TYR:CD1	1:A:413:MET:HE1	2.32	0.65
1:A:431:GLU:O	1:A:434:GLN:HG2	1.97	0.65
1:A:422:GLU:O	1:A:426:ASN:HB2	1.97	0.65
1:A:325:MET:HA	1:A:325:MET:HE3	1.77	0.65
2:B:293:ASN:OD1	2:B:338:LYS:NZ	2.30	0.65
2:B:63:PRO:HG3	2:B:87:PHE:HA	1.79	0.64
1:A:241:CYS:O	1:A:244:PHE:HB2	1.98	0.64
1:A:66:ILE:CD1	1:A:122:VAL:HG12	2.26	0.64
2:B:3:GLU:HA	2:B:51:THR:CB	2.28	0.64
2:B:5:ILE:HD11	2:B:64:ARG:HH12	1.59	0.64
1:A:35:SER:HB3	1:A:59:ASN:CA	2.26	0.64
2:B:317:LEU:HD12	2:B:351:PHE:CD1	2.32	0.64
2:B:234:ILE:C	2:B:234:ILE:HD13	2.18	0.64
1:A:180:THR:CG2	1:A:181:VAL:N	2.61	0.64

*Continued on next page...*

*Continued from previous page...*

Atom-1	Atom-2	Interatomic distance (Å)	Clash overlap (Å)
1:A:182:VAL:HG23	1:A:186:ASN:HD21	1.60	0.64
1:A:284:ARG:O	1:A:286:LEU:N	2.31	0.64
1:A:264:ARG:CZ	3:C:278:ARG:NE	2.59	0.64
1:A:413:MET:HG2	1:A:418:PHE:HE1	1.61	0.64
2:B:209:ILE:HG23	2:B:230:LEU:HD23	1.79	0.64
2:B:271:THR:HG23	2:B:300:ASN:O	1.97	0.64
2:B:386:GLU:O	2:B:389:ALA:N	2.31	0.64
3:C:28:LYS:CB	3:C:306:SER:HB3	2.27	0.64
2:B:25:CYS:HB2	2:B:30:ILE:O	1.98	0.64
2:B:151:SER:O	2:B:155:GLU:HB2	1.98	0.64
2:B:315:CYS:HB3	2:B:377:MET:HE2	1.78	0.64
1:A:133:GLN:HG3	1:A:165:ILE:HD11	1.80	0.64
2:B:305:CYS:SG	2:B:384:ILE:HD13	2.37	0.64
1:A:105:LYS:O	1:A:110:GLU:HB2	1.97	0.63
2:B:296:PHE:CZ	2:B:341:ILE:HD11	2.22	0.63
3:C:267:ALA:HA	3:C:270:GLU:OE2	1.98	0.63
1:A:114:LEU:O	1:A:118:VAL:HG23	1.97	0.63
2:B:317:LEU:HD11	2:B:351:PHE:HE1	1.63	0.63
1:A:137:LEU:HD22	1:A:154:ILE:CG2	2.28	0.63
1:A:282:GLN:O	1:A:282:GLN:HG2	1.97	0.63
2:B:175:PRO:HG2	2:B:207:GLU:OE1	1.98	0.63
3:C:30:VAL:HG12	3:C:41:ILE:HG12	1.81	0.63
1:A:192:HIS:O	1:A:195:VAL:HG12	1.98	0.63
1:A:315:VAL:HG13	1:A:377:PHE:CE1	2.34	0.63
2:B:152:LEU:HD12	2:B:153:LEU:N	2.14	0.63
1:A:93:VAL:CG1	1:A:118:VAL:HG22	2.19	0.63
1:A:318:VAL:HA	1:A:354:ALA:HB3	1.81	0.63
2:B:23:LEU:HD22	2:B:232:GLY:O	1.99	0.63
1:A:4:ILE:HA	1:A:134:GLY:O	1.99	0.62
1:A:205:ASP:OD2	1:A:304:ALA:N	2.32	0.62
2:B:402:ARG:O	2:B:403:ALA:C	2.36	0.62
2:B:5:ILE:HD13	2:B:64:ARG:HH12	1.59	0.62
1:A:299:LYS:O	1:A:300:ASN:HB2	1.98	0.62
2:B:317:LEU:HB3	2:B:319:TYR:CE1	2.33	0.62
2:B:236:SER:O	2:B:240:ALA:HB3	1.99	0.62
1:A:70:LEU:H	1:A:145:THR:CG2	2.10	0.62
3:C:138:TYR:CE2	3:C:139:LEU:HD23	2.35	0.62
1:A:63:PRO:HD2	1:A:86:ILE:HG12	1.80	0.62
2:B:273:ALA:HB3	2:B:274:PRO:HD3	1.81	0.62
1:A:115:VAL:HG21	1:A:152:LEU:CD2	2.30	0.62
2:B:315:CYS:HB3	2:B:377:MET:CE	2.29	0.62

*Continued on next page...*

*Continued from previous page...*

Atom-1	Atom-2	Interatomic distance (Å)	Clash overlap (Å)
1:A:70:LEU:N	1:A:145:THR:HG21	2.11	0.62
1:A:243:ARG:HH21	1:A:252:LEU:H	1.46	0.62
3:C:313:LYS:O	3:C:317:LEU:HG	1.99	0.62
1:A:253:ARG:O	1:A:256:ALA:N	2.33	0.62
1:A:427:ASP:O	1:A:430:SER:HB3	1.97	0.62
2:B:269:LEU:O	2:B:378:LEU:HA	1.99	0.62
2:B:276:ILE:CG2	2:B:369:ALA:HB2	2.26	0.62
2:B:205:ASP:HB2	2:B:303:VAL:HA	1.82	0.62
3:C:207:ILE:HD13	3:C:230:VAL:HG22	1.82	0.62
2:B:30:ILE:HG12	2:B:36:MET:CB	2.12	0.61
2:B:118:VAL:HG11	2:B:149:PHE:HZ	1.65	0.61
2:B:7:ILE:HG22	2:B:66:VAL:CG2	2.28	0.61
2:B:70:LEU:O	2:B:95:GLY:O	2.17	0.61
2:B:102:ASN:OD1	2:B:105:ARG:HB3	1.99	0.61
2:B:7:ILE:CD1	2:B:137:VAL:HG22	2.29	0.61
2:B:277:SER:HA	2:B:367:ASP:O	2.00	0.61
2:B:345:ASP:C	2:B:347:CYS:H	2.04	0.61
3:C:106:GLY:O	3:C:110:ARG:HG3	2.00	0.61
1:A:204:ILE:CD1	1:A:231:VAL:HG13	2.30	0.61
1:A:324:SER:C	1:A:326:LYS:H	2.03	0.61
1:A:4:ILE:HG23	1:A:134:GLY:O	2.00	0.61
2:B:115:ILE:HG13	2:B:152:LEU:HD13	1.81	0.61
2:B:166:LYS:H	2:B:199:ASP:CG	2.03	0.61
1:A:70:LEU:CG	1:A:145:THR:HG23	2.30	0.61
2:B:62:VAL:HG11	2:B:88:HIS:ND1	2.15	0.61
2:B:267:PHE:H	2:B:267:PHE:HD1	1.47	0.61
3:C:180:MET:HE2	3:C:180:MET:HA	1.82	0.61
2:B:243:ARG:NH2	2:B:252:LEU:N	2.29	0.61
1:A:324:SER:CB	1:A:327:GLU:HG2	2.30	0.61
2:B:168:GLU:OE1	2:B:198:SER:HB2	2.01	0.61
2:B:5:ILE:HD11	2:B:64:ARG:HH22	1.65	0.61
1:A:114:LEU:HD23	1:A:149:MET:CE	2.30	0.61
1:A:211:ASP:OD1	1:A:212:ILE:N	2.33	0.61
2:B:169:PHE:CE2	2:B:235:VAL:HG22	2.36	0.60
2:B:362:VAL:HG13	2:B:368:LEU:HB2	1.83	0.60
1:A:128:SER:OG	1:A:129:CYS:N	2.34	0.60
1:A:279:GLY:O	1:A:282:GLN:HB3	2.01	0.60
1:A:204:ILE:HG21	1:A:231:VAL:HG22	1.84	0.60
1:A:230:LEU:O	1:A:233:ALA:HB3	2.00	0.60
2:B:191:THR:HG21	2:B:425:MET:SD	2.41	0.60
2:B:296:PHE:CZ	2:B:341:ILE:CD1	2.79	0.60

*Continued on next page...*

*Continued from previous page...*

Atom-1	Atom-2	Interatomic distance (Å)	Clash overlap (Å)
2:B:30:ILE:CD1	2:B:61:HIS:CG	2.82	0.60
1:A:107:HIS:HD2	1:A:151:THR:CG2	2.12	0.60
3:C:265:ILE:HD12	3:C:318:PHE:CZ	2.37	0.60
3:C:10:LYS:HG2	3:C:49:ASP:OD2	2.02	0.60
2:B:87:PHE:CD1	2:B:87:PHE:N	2.69	0.60
3:C:17:PRO:CA	3:C:54:SER:HB3	2.29	0.60
1:A:324:SER:O	1:A:328:VAL:HG23	2.02	0.60
2:B:167:LEU:HA	2:B:200:CYS:O	2.01	0.60
2:B:293:ASN:HD21	2:B:338:LYS:HZ1	1.49	0.60
1:A:161:TYR:C	1:A:163:ASP:H	2.05	0.60
3:C:302:CYS:HB3	3:C:312:THR:HG22	1.83	0.60
1:A:49:ILE:O	1:A:51:VAL:N	2.35	0.60
2:B:217:LEU:HD11	2:B:277:SER:HA	1.83	0.60
2:B:311:LYS:HE3	2:B:342:GLN:CD	2.22	0.60
2:B:296:PHE:CE2	2:B:335:ILE:CG2	2.73	0.60
3:C:208:PHE:CE2	3:C:210:ILE:HD11	2.29	0.60
1:A:141:LEU:N	1:A:141:LEU:CD1	2.65	0.60
2:B:371:VAL:HG12	2:B:372:GLN:N	2.17	0.60
1:A:54:ASN:ND2	1:A:64:ARG:HD3	2.15	0.60
1:A:408:TYR:CG	1:A:418:PHE:HZ	2.20	0.60
3:C:300:ILE:HG13	3:C:300:ILE:O	2.02	0.60
1:A:285:ALA:HB1	1:A:290:GLU:HG2	1.82	0.60
3:C:72:ASP:O	3:C:75:GLU:HB3	2.02	0.60
2:B:229:ARG:NH1	2:B:363:VAL:HG21	2.16	0.60
1:A:115:VAL:HG21	1:A:152:LEU:HD23	1.84	0.60
2:B:413:MET:O	2:B:414:GLU:HG3	2.02	0.59
1:A:102:ASN:ND2	1:A:407:TRP:O	2.35	0.59
1:A:332:MET:CE	1:A:351:VAL:HG11	2.32	0.59
2:B:435:VAL:O	2:B:435:VAL:HG12	2.02	0.59
1:A:205:ASP:OD2	1:A:304:ALA:CB	2.50	0.59
2:B:276:ILE:HD11	2:B:280:LYS:HD2	1.85	0.59
3:C:3:ASP:HB2	3:C:293:ASN:OD1	2.02	0.59
1:A:30:ILE:HD13	1:A:53:TYR:CE2	2.38	0.59
1:A:264:ARG:HH11	3:C:278:ARG:NH2	1.99	0.59
3:C:134:TYR:CD2	3:C:208:PHE:HD1	2.20	0.59
2:B:115:ILE:O	2:B:115:ILE:HD13	2.02	0.59
1:A:89:PRO:HA	1:A:92:PHE:CD2	2.38	0.59
3:C:208:PHE:HE2	3:C:210:ILE:CD1	2.14	0.59
2:B:344:VAL:HG11	2:B:346:TRP:NE1	2.16	0.59
1:A:151:THR:OG1	1:A:193:GLN:HB3	2.03	0.59
2:B:119:LEU:O	2:B:122:ILE:HG12	2.02	0.59

*Continued on next page...*

*Continued from previous page...*

Atom-1	Atom-2	Interatomic distance (Å)	Clash overlap (Å)
2:B:317:LEU:HD11	2:B:351:PHE:CE1	2.38	0.58
2:B:6:SER:HA	2:B:136:SER:O	2.03	0.58
1:A:19:LYS:CG	1:A:228:ASN:HB3	2.31	0.58
1:A:183:GLU:HB3	1:A:184:PRO:CD	2.33	0.58
2:B:51:THR:O	2:B:52:PHE:CD1	2.57	0.58
1:A:270:PRO:HA	1:A:377:PHE:O	2.04	0.58
1:A:253:ARG:O	1:A:254:LYS:C	2.42	0.58
2:B:202:PHE:CE1	2:B:378:LEU:HD22	2.38	0.58
1:A:217:LEU:C	1:A:219:LEU:N	2.55	0.58
2:B:248:LEU:CD2	2:B:353:VAL:O	2.49	0.58
2:B:63:PRO:HG3	2:B:87:PHE:CB	2.34	0.58
1:A:198:THR:HG22	1:A:265:LEU:HD22	1.85	0.58
2:B:110:ILE:CG2	2:B:111:GLY:H	2.15	0.58
2:B:369:ALA:O	2:B:370:LYS:HB3	2.03	0.58
3:C:316:LEU:O	3:C:320:GLN:HG3	2.04	0.58
3:C:62:TYR:CD1	3:C:66:ALA:HB3	2.39	0.58
1:A:349:ASN:C	1:A:349:ASN:HD22	2.07	0.58
1:A:307:PRO:HB3	1:A:312:TYR:OH	2.04	0.58
2:B:119:LEU:CD2	2:B:122:ILE:HD11	2.28	0.58
2:B:407:TRP:O	2:B:411:GLU:HG2	2.02	0.58
1:A:299:LYS:O	1:A:300:ASN:CB	2.51	0.58
3:C:132:VAL:HG12	3:C:210:ILE:HD13	1.86	0.58
3:C:260:ALA:HB1	3:C:279:ASP:CG	2.24	0.58
1:A:180:THR:CG2	1:A:181:VAL:H	2.17	0.58
2:B:268:PRO:HA	2:B:379:SER:O	2.04	0.58
2:B:165:SER:HA	2:B:199:ASP:OD2	2.04	0.58
1:A:68:VAL:CG1	1:A:149:MET:SD	2.90	0.58
2:B:67:PHE:CZ	2:B:87:PHE:CE2	2.92	0.57
2:B:345:ASP:O	2:B:347:CYS:N	2.37	0.57
2:B:218:ASP:O	2:B:219:ILE:HG23	2.04	0.57
3:C:74:LEU:HD13	3:C:118:TYR:CG	2.39	0.57
2:B:117:LEU:HD11	2:B:121:ARG:HH22	1.69	0.57
1:A:70:LEU:C	1:A:99:ALA:HB2	2.24	0.57
2:B:166:LYS:HD2	2:B:197:HIS:O	2.04	0.57
2:B:139:HIS:CE1	2:B:170:SER:HB3	2.40	0.57
1:A:6:HIS:HB3	1:A:65:ALA:HB2	1.87	0.57
2:B:313:MET:O	2:B:314:ALA:HB2	2.04	0.57
2:B:2:ARG:N	2:B:131:GLY:O	2.36	0.57
1:A:5:VAL:CG2	1:A:135:PHE:HD2	2.18	0.57
2:B:264:ARG:HB2	2:B:266:HIS:HD2	1.67	0.57
2:B:216:ASN:O	2:B:217:LEU:HB2	2.05	0.57

*Continued on next page...*

*Continued from previous page...*

Atom-1	Atom-2	Interatomic distance (Å)	Clash overlap (Å)
2:B:362:VAL:HG11	2:B:368:LEU:O	2.04	0.57
3:C:309:GLU:O	3:C:313:LYS:HG2	2.05	0.57
2:B:62:VAL:HG13	2:B:63:PRO:HD2	1.78	0.57
1:A:264:ARG:CD	3:C:278:ARG:NH1	2.68	0.57
1:A:301:MET:CE	1:A:377:PHE:HE2	2.17	0.57
1:A:149:MET:O	1:A:153:LEU:HD13	2.05	0.57
1:A:273:ALA:CB	1:A:274:PRO:HD3	2.30	0.57
1:A:30:ILE:HA	1:A:35:SER:O	2.04	0.57
1:A:312:TYR:O	1:A:344:VAL:HB	2.05	0.57
1:A:14:ASN:OD1	1:A:75:MET:HG2	2.05	0.57
2:B:362:VAL:CG1	2:B:368:LEU:HB2	2.35	0.57
2:B:175:PRO:HG3	2:B:304:LYS:CG	2.35	0.57
2:B:57:GLY:HA3	2:B:58:ALA:HB2	0.66	0.56
1:A:422:GLU:O	1:A:426:ASN:N	2.37	0.56
1:A:274:PRO:CG	1:A:371:LEU:HD21	2.34	0.56
1:A:320:ARG:O	1:A:359:PRO:HA	2.04	0.56
3:C:138:TYR:CE1	3:C:203:ARG:HB3	2.35	0.56
2:B:210:TYR:CE1	2:B:227:LEU:HD11	2.40	0.56
2:B:209:ILE:CG2	2:B:227:LEU:HD22	2.35	0.56
2:B:88:HIS:HB2	2:B:91:GLN:NE2	2.06	0.56
2:B:382:THR:O	2:B:382:THR:HG22	2.05	0.56
2:B:331:ALA:O	2:B:334:THR:HG22	2.05	0.56
1:A:259:MET:CA	1:A:314:THR:HG21	2.35	0.56
1:A:50:ASN:O	1:A:64:ARG:NH2	2.38	0.56
1:A:182:VAL:HG23	1:A:186:ASN:ND2	2.20	0.56
1:A:70:LEU:CD1	1:A:145:THR:HG23	2.35	0.56
1:A:319:PHE:HA	1:A:375:ALA:HA	1.86	0.56
1:A:283:TYR:C	1:A:284:ARG:HG2	2.24	0.56
2:B:381:THR:C	2:B:383:ALA:N	2.56	0.56
3:C:209:LEU:HD13	3:C:209:LEU:C	2.25	0.56
2:B:436:GLY:C	2:B:438:ASP:H	2.08	0.56
1:A:272:PHE:HB3	1:A:275:LEU:HD22	1.88	0.56
1:A:31:ASP:O	1:A:32:PRO:C	2.44	0.56
1:A:191:VAL:HA	1:A:194:LEU:HD12	1.88	0.56
1:A:250:ALA:CA	1:A:254:LYS:HE2	2.35	0.56
3:C:300:ILE:HB	3:C:315:THR:HG21	1.88	0.56
1:A:216:THR:O	1:A:217:LEU:HD12	2.05	0.56
2:B:388:TRP:HA	2:B:388:TRP:CE3	2.41	0.56
3:C:62:TYR:CB	3:C:110:ARG:HD3	2.35	0.56
1:A:165:ILE:H	1:A:165:ILE:HD13	1.71	0.56
2:B:152:LEU:HA	2:B:155:GLU:CB	2.35	0.56

*Continued on next page...*

*Continued from previous page...*

Atom-1	Atom-2	Interatomic distance (Å)	Clash overlap (Å)
1:A:319:PHE:CD2	1:A:375:ALA:HB2	2.40	0.56
2:B:242:LEU:C	2:B:244:PHE:H	2.09	0.56
1:A:324:SER:C	1:A:326:LYS:N	2.59	0.56
2:B:277:SER:O	2:B:280:LYS:HB2	2.06	0.56
2:B:231:ILE:HA	2:B:234:ILE:CG2	2.36	0.56
3:C:95:MET:HE3	3:C:107:ILE:HD12	1.88	0.56
2:B:209:ILE:HG22	2:B:227:LEU:HD22	1.88	0.56
3:C:146:LEU:CD2	3:C:171:ARG:HH12	2.19	0.56
3:C:229:LEU:HD22	3:C:229:LEU:N	2.21	0.56
3:C:116:PHE:HB3	3:C:120:TYR:CE2	2.40	0.56
2:B:16:ILE:HD12	2:B:171:ILE:HD11	1.87	0.56
2:B:408:TYR:CD2	2:B:418:PHE:HZ	2.24	0.56
3:C:81:ILE:HG23	3:C:297:THR:CG2	2.36	0.56
1:A:166:MET:HB3	1:A:198:THR:OG1	2.06	0.56
1:A:204:ILE:HG21	1:A:231:VAL:CG2	2.36	0.56
1:A:311:ARG:HH11	1:A:311:ARG:HG2	1.71	0.55
1:A:119:LEU:O	1:A:123:ARG:HG3	2.06	0.55
1:A:151:THR:OG1	1:A:193:GLN:CB	2.54	0.55
1:A:19:LYS:O	1:A:23:VAL:HG23	2.06	0.55
1:A:424:ASN:C	1:A:424:ASN:HD22	2.09	0.55
3:C:98:LYS:HD3	3:C:101:ASP:CB	2.28	0.55
2:B:338:LYS:O	2:B:340:THR:N	2.34	0.55
1:A:311:ARG:HD2	1:A:344:VAL:H	1.71	0.55
2:B:150:THR:O	2:B:153:LEU:N	2.40	0.55
2:B:409:VAL:C	2:B:411:GLU:H	2.09	0.55
1:A:139:HIS:HE1	1:A:168:THR:HG23	1.71	0.55
1:A:147:SER:O	1:A:151:THR:CB	2.51	0.55
1:A:259:MET:CG	1:A:314:THR:HG21	2.36	0.55
1:A:4:ILE:HD13	1:A:136:GLN:NE2	2.18	0.55
1:A:297:ASP:OD1	1:A:298:ALA:N	2.39	0.55
2:B:19:ALA:CB	2:B:228:ASN:HB3	2.35	0.55
3:C:153:LEU:HD12	3:C:166:LYS:O	2.07	0.55
2:B:64:ARG:O	2:B:64:ARG:HG3	2.07	0.55
1:A:67:LEU:N	1:A:67:LEU:HD23	2.22	0.55
3:C:266:SER:OG	3:C:321:ARG:HD3	2.07	0.55
1:A:204:ILE:HD13	1:A:231:VAL:HG13	1.89	0.55
3:C:161:ARG:HD2	3:C:161:ARG:O	2.07	0.55
1:A:5:VAL:HG22	1:A:135:PHE:CD2	2.42	0.55
1:A:223:THR:HG22	1:A:224:TYR:N	2.21	0.55
1:A:310:GLY:CA	1:A:436:GLN:HE21	2.19	0.55
2:B:30:ILE:HG23	2:B:34:GLY:O	2.07	0.55

*Continued on next page...*

*Continued from previous page...*

Atom-1	Atom-2	Interatomic distance (Å)	Clash overlap (Å)
2:B:253:THR:O	2:B:256:GLN:HG2	2.06	0.55
2:B:276:ILE:O	2:B:369:ALA:CB	2.53	0.55
3:C:16:ARG:HH12	3:C:303:SER:HB2	1.72	0.55
1:A:325:MET:O	1:A:329:ASP:HB2	2.07	0.55
1:A:239:THR:O	1:A:241:CYS:N	2.41	0.54
3:C:151:THR:HG22	3:C:152:ASN:N	2.23	0.54
2:B:288:VAL:HG22	2:B:373:ARG:NH1	2.23	0.54
1:A:190:SER:O	1:A:194:LEU:HG	2.06	0.54
1:A:239:THR:HG22	1:A:240:THR:N	2.22	0.54
1:A:273:ALA:HB3	1:A:274:PRO:CD	2.29	0.54
1:A:210:TYR:HD1	1:A:227:LEU:HD21	1.71	0.54
2:B:17:GLY:O	2:B:21:TRP:HB2	2.08	0.54
3:C:18:LEU:HD22	3:C:18:LEU:H	1.71	0.54
2:B:6:SER:O	2:B:65:ALA:HB1	2.07	0.54
1:A:133:GLN:HE21	1:A:252:LEU:HB2	1.73	0.54
3:C:171:ARG:NH1	3:C:182:THR:HG23	2.23	0.54
1:A:427:ASP:OD1	1:A:428:LEU:N	2.41	0.54
2:B:115:ILE:C	2:B:115:ILE:HD13	2.28	0.54
2:B:381:THR:OG1	2:B:383:ALA:HB3	2.07	0.54
1:A:253:ARG:O	1:A:257:VAL:N	2.33	0.54
1:A:343:PHE:O	1:A:344:VAL:O	2.26	0.54
1:A:68:VAL:HG12	1:A:149:MET:CE	2.38	0.54
1:A:20:PHE:CE1	1:A:24:ILE:HD12	2.42	0.54
2:B:118:VAL:HG21	2:B:149:PHE:CZ	2.42	0.54
2:B:24:TYR:OH	2:B:239:THR:OG1	2.24	0.54
2:B:3:GLU:HG3	2:B:51:THR:HA	1.75	0.54
2:B:61:HIS:C	2:B:62:VAL:HG23	2.28	0.54
2:B:110:ILE:O	2:B:112:LYS:N	2.41	0.54
1:A:172:VAL:CG1	1:A:387:LEU:HD21	2.24	0.54
3:C:303:SER:OG	3:C:305:SER:HB2	2.08	0.54
1:A:323:MET:HG3	1:A:328:VAL:HG21	1.90	0.54
2:B:339:ARG:C	2:B:341:ILE:H	2.11	0.54
2:B:163:LYS:O	2:B:163:LYS:HG2	2.08	0.54
2:B:121:ARG:O	2:B:125:LEU:HB2	2.08	0.53
1:A:264:ARG:NH1	3:C:278:ARG:CD	2.70	0.53
3:C:265:ILE:HD12	3:C:318:PHE:CE1	2.43	0.53
1:A:331:GLN:O	1:A:335:VAL:HG23	2.08	0.53
2:B:23:LEU:HD23	2:B:236:SER:CB	2.37	0.53
1:A:4:ILE:CG2	1:A:136:GLN:HG2	2.38	0.53
2:B:172:TYR:OH	2:B:387:ALA:O	2.24	0.53
2:B:324:VAL:O	2:B:327:ASP:HB2	2.08	0.53

*Continued on next page...*

*Continued from previous page...*

Atom-1	Atom-2	Interatomic distance (Å)	Clash overlap (Å)
2:B:5:ILE:CG2	2:B:6:SER:N	2.70	0.53
1:A:168:THR:CB	1:A:201:THR:HG23	2.38	0.53
1:A:36:TYR:CZ	1:A:38:GLY:HA3	2.43	0.53
2:B:5:ILE:O	2:B:136:SER:N	2.40	0.53
1:A:107:HIS:HD2	1:A:151:THR:HG22	1.72	0.53
1:A:44:LEU:O	1:A:49:ILE:HG12	2.07	0.53
1:A:226:ASP:O	1:A:227:LEU:C	2.46	0.53
2:B:182:VAL:O	2:B:184:PRO:N	2.41	0.53
2:B:248:LEU:HB3	2:B:355:ILE:H	1.73	0.53
1:A:431:GLU:O	1:A:434:GLN:CG	2.56	0.53
1:A:325:MET:CE	1:A:355:VAL:HG11	2.38	0.53
1:A:5:VAL:O	1:A:5:VAL:HG23	2.09	0.53
2:B:98:ASP:O	2:B:110:ILE:HD13	2.08	0.53
1:A:198:THR:HG22	1:A:265:LEU:CD2	2.39	0.53
2:B:243:ARG:CZ	2:B:252:LEU:HG	2.39	0.53
1:A:21:TRP:CZ2	1:A:65:ALA:HB2	2.44	0.53
1:A:141:LEU:HA	1:A:147:SER:HB3	1.91	0.53
2:B:173:PRO:HB2	2:B:391:LEU:CD1	2.39	0.53
2:B:5:ILE:O	2:B:135:PHE:HA	2.09	0.53
2:B:110:ILE:CG2	2:B:111:GLY:N	2.71	0.53
2:B:9:VAL:CG1	2:B:139:HIS:HB3	2.38	0.53
2:B:147:SER:CB	2:B:190:THR:OG1	2.52	0.53
2:B:196:GLU:C	2:B:197:HIS:CD2	2.82	0.53
2:B:231:ILE:CA	2:B:234:ILE:HG22	2.38	0.53
3:C:46:TYR:CG	3:C:316:LEU:HD13	2.44	0.53
1:A:31:ASP:HB3	1:A:32:PRO:HD2	1.89	0.53
1:A:264:ARG:HE	1:A:264:ARG:HA	1.74	0.53
2:B:215:ARG:C	2:B:216:ASN:HD22	2.12	0.53
2:B:101:ASN:ND2	5:B:500:GTP:O3G	2.42	0.53
2:B:150:THR:O	2:B:151:SER:C	2.47	0.53
1:A:226:ASP:O	1:A:229:HIS:N	2.42	0.53
1:A:322:ARG:HG3	1:A:322:ARG:HH11	1.73	0.53
1:A:194:LEU:C	1:A:196:GLU:H	2.11	0.52
1:A:8:GLN:OE1	1:A:14:ASN:ND2	2.42	0.52
2:B:345:ASP:OD2	2:B:439:SER:HB3	2.10	0.52
3:C:4:PRO:CD	3:C:293:ASN:HA	2.36	0.52
2:B:67:PHE:CZ	2:B:87:PHE:HE2	2.27	0.52
2:B:231:ILE:N	2:B:231:ILE:HD13	2.25	0.52
1:A:210:TYR:CD1	1:A:227:LEU:HD21	2.44	0.52
2:B:119:LEU:HD11	2:B:156:ARG:CD	2.40	0.52
2:B:408:TYR:O	2:B:411:GLU:N	2.39	0.52

*Continued on next page...*

*Continued from previous page...*

Atom-1	Atom-2	Interatomic distance (Å)	Clash overlap (Å)
1:A:213:CYS:SG	1:A:219:LEU:HD23	2.48	0.52
1:A:229:HIS:ND1	1:A:229:HIS:C	2.62	0.52
2:B:24:TYR:CE1	2:B:240:ALA:HB2	2.45	0.52
1:A:149:MET:HG2	1:A:149:MET:O	2.10	0.52
1:A:103:TRP:CE2	1:A:189:LEU:HB3	2.45	0.52
1:A:209:LEU:O	1:A:210:TYR:C	2.48	0.52
2:B:201:ALA:O	2:B:267:PHE:HA	2.10	0.52
1:A:320:ARG:HA	1:A:356:CYS:HB3	1.92	0.52
1:A:212:ILE:O	1:A:216:THR:HB	2.10	0.52
1:A:179:ASP:HB2	4:A:600:GDP:H3'	1.90	0.52
3:C:202:SER:O	3:C:233:ALA:HA	2.10	0.52
2:B:239:THR:O	2:B:240:ALA:C	2.48	0.52
2:B:63:PRO:HG3	2:B:87:PHE:CA	2.40	0.52
1:A:188:THR:HA	1:A:425:MET:HE3	1.92	0.52
1:A:425:MET:O	1:A:428:LEU:HB3	2.09	0.52
2:B:8:HIS:HB3	2:B:13:GLY:O	2.10	0.52
1:A:295:MET:SD	1:A:375:ALA:O	2.68	0.52
2:B:344:VAL:HG12	2:B:345:ASP:H	1.75	0.52
2:B:173:PRO:HB2	2:B:391:LEU:HD11	1.92	0.52
1:A:176:LYS:CE	1:A:207:GLU:HG3	2.39	0.52
2:B:417:GLU:OE1	2:B:417:GLU:HA	2.10	0.52
2:B:67:PHE:CE2	2:B:87:PHE:CD2	2.89	0.52
1:A:107:HIS:CD2	1:A:151:THR:HG22	2.45	0.52
2:B:11:GLN:NE2	2:B:74:VAL:HG22	2.22	0.52
2:B:191:THR:HG23	2:B:192:HIS:N	2.25	0.52
1:A:27:GLU:O	1:A:27:GLU:HG2	2.08	0.52
3:C:87:THR:HA	3:C:91:LYS:HZ1	1.75	0.52
2:B:144:GLY:H	5:B:500:GTP:PG	2.33	0.51
2:B:122:ILE:CD1	2:B:157:LEU:HD21	2.35	0.51
1:A:314:THR:CG2	1:A:315:VAL:N	2.73	0.51
1:A:188:THR:HA	1:A:425:MET:CE	2.40	0.51
1:A:260:VAL:O	1:A:260:VAL:HG23	2.10	0.51
2:B:243:ARG:NH2	2:B:251:ASP:OD1	2.44	0.51
1:A:70:LEU:HD12	1:A:145:THR:HG23	1.91	0.51
3:C:134:TYR:CD2	3:C:208:PHE:CD1	2.98	0.51
2:B:206:ASN:OD1	2:B:227:LEU:CD1	2.57	0.51
1:A:5:VAL:CG2	1:A:135:PHE:CD2	2.94	0.51
1:A:200:GLU:N	1:A:265:LEU:HD13	2.25	0.51
1:A:251:ASP:O	1:A:252:LEU:C	2.49	0.51
1:A:149:MET:O	1:A:153:LEU:HD22	2.10	0.51
1:A:277:SER:OG	1:A:281:GLN:HB2	2.10	0.51

*Continued on next page...*

*Continued from previous page...*

Atom-1	Atom-2	Interatomic distance (Å)	Clash overlap (Å)
1:A:259:MET:HG2	1:A:314:THR:CG2	2.38	0.51
1:A:49:ILE:O	1:A:50:ASN:C	2.48	0.51
2:B:4:CYS:HA	2:B:134:GLY:O	2.10	0.51
2:B:251:ASP:OD1	2:B:252:LEU:N	2.43	0.51
2:B:140:SER:O	2:B:142:GLY:N	2.44	0.51
1:A:424:ASN:C	1:A:424:ASN:ND2	2.62	0.51
2:B:70:LEU:CD1	2:B:145:THR:CB	2.89	0.51
1:A:323:MET:HG3	1:A:328:VAL:CG2	2.41	0.51
1:A:103:TRP:HZ3	1:A:108:TYR:CE1	2.27	0.51
3:C:18:LEU:N	3:C:18:LEU:HD13	2.24	0.51
2:B:133:GLN:CB	2:B:243:ARG:HH12	2.24	0.51
2:B:87:PHE:H	2:B:87:PHE:HD1	1.59	0.51
2:B:119:LEU:HA	2:B:122:ILE:HG12	1.93	0.51
1:A:260:VAL:HG23	2:B:407:TRP:NE1	2.24	0.51
2:B:9:VAL:HG21	2:B:149:PHE:CD1	2.46	0.51
3:C:122:MET:O	3:C:124:GLU:HG3	2.10	0.51
2:B:196:GLU:O	2:B:197:HIS:CD2	2.64	0.50
1:A:264:ARG:HH12	3:C:278:ARG:NE	2.00	0.50
2:B:244:PHE:CD1	2:B:245:ASP:N	2.76	0.50
3:C:131:LYS:CE	3:C:213:LYS:HD2	2.41	0.50
1:A:345:GLU:C	1:A:347:ILE:H	2.13	0.50
2:B:133:GLN:HB3	2:B:243:ARG:HH12	1.76	0.50
2:B:14:VAL:HG11	2:B:75:ILE:HD13	1.93	0.50
2:B:362:VAL:HG13	2:B:368:LEU:CD1	2.38	0.50
2:B:171:ILE:O	2:B:171:ILE:HG22	2.10	0.50
2:B:261:PRO:HB2	2:B:262:TYR:CD2	2.46	0.50
1:A:431:GLU:OE1	1:A:432:TYR:CA	2.57	0.50
1:A:296:PHE:CZ	1:A:315:VAL:HG11	2.46	0.50
2:B:264:ARG:C	2:B:266:HIS:N	2.60	0.50
1:A:298:ALA:O	1:A:299:LYS:C	2.50	0.50
2:B:234:ILE:HB	2:B:302:MET:HE1	1.93	0.50
2:B:132:LEU:CD2	2:B:164:LYS:HE3	2.42	0.50
3:C:62:TYR:CE1	3:C:66:ALA:HB3	2.46	0.50
2:B:310:GLY:HA3	2:B:383:ALA:N	2.26	0.50
1:A:333:LEU:O	1:A:336:GLN:N	2.45	0.50
1:A:431:GLU:HA	1:A:434:GLN:CG	2.42	0.50
3:C:191:HIS:O	3:C:194:VAL:HB	2.11	0.50
2:B:62:VAL:HG12	2:B:63:PRO:N	2.25	0.50
1:A:113:GLU:HG3	1:A:114:LEU:N	2.26	0.50
3:C:138:TYR:CE2	3:C:139:LEU:CD2	2.95	0.50
1:A:345:GLU:O	1:A:347:ILE:N	2.45	0.50

*Continued on next page...*

*Continued from previous page...*

Atom-1	Atom-2	Interatomic distance (Å)	Clash overlap (Å)
1:A:262:PHE:O	1:A:264:ARG:N	2.45	0.50
1:A:265:LEU:HD12	1:A:266:HIS:O	2.12	0.50
1:A:21:TRP:HZ2	1:A:65:ALA:HB2	1.76	0.50
2:B:402:ARG:O	2:B:403:ALA:O	2.29	0.50
1:A:265:LEU:O	1:A:266:HIS:O	2.29	0.50
1:A:49:ILE:HG13	1:A:50:ASN:H	1.76	0.50
2:B:115:ILE:HD11	2:B:119:LEU:HG	1.92	0.50
2:B:11:GLN:O	2:B:14:VAL:HB	2.12	0.50
1:A:173:PRO:HB3	1:A:183:GLU:HG2	1.93	0.50
2:B:238:ILE:O	2:B:242:LEU:HB2	2.11	0.50
2:B:227:LEU:O	2:B:231:ILE:HG12	2.12	0.50
3:C:207:ILE:HD12	3:C:230:VAL:HG22	1.91	0.50
1:A:269:MET:HB3	1:A:303:ALA:HB2	1.94	0.49
2:B:414:GLU:OE1	2:B:414:GLU:N	2.45	0.49
1:A:156:LYS:HA	1:A:156:LYS:CE	2.38	0.49
3:C:270:GLU:HG3	3:C:272:SER:HB3	1.94	0.49
3:C:28:LYS:HB2	3:C:306:SER:CB	2.41	0.49
1:A:336:GLN:HE22	1:A:349:ASN:ND2	2.10	0.49
3:C:275:VAL:HB	3:C:277:TYR:CE2	2.47	0.49
1:A:399:PHE:O	1:A:402:LYS:N	2.29	0.49
1:A:24:ILE:HG22	1:A:25:SER:N	2.27	0.49
1:A:369:ARG:C	1:A:369:ARG:HD2	2.32	0.49
2:B:244:PHE:CD1	2:B:244:PHE:C	2.84	0.49
1:A:280:SER:O	1:A:282:GLN:N	2.45	0.49
2:B:63:PRO:HD3	2:B:86:LEU:O	2.11	0.49
1:A:264:ARG:CZ	3:C:278:ARG:CD	2.90	0.49
1:A:3:GLU:HA	1:A:51:VAL:HA	1.93	0.49
1:A:4:ILE:HG22	1:A:5:VAL:N	2.27	0.49
1:A:387:LEU:HD23	1:A:388:PHE:CD1	2.47	0.49
2:B:231:ILE:O	2:B:235:VAL:HG23	2.12	0.49
2:B:5:ILE:CG1	2:B:64:ARG:NH2	2.75	0.49
2:B:149:PHE:HE1	2:B:153:LEU:HD22	1.77	0.49
2:B:16:ILE:HG23	2:B:17:GLY:N	2.26	0.49
3:C:142:ILE:O	3:C:153:LEU:HD23	2.11	0.49
1:A:154:ILE:HG22	1:A:166:MET:HE1	1.94	0.49
1:A:296:PHE:HZ	1:A:315:VAL:HG11	1.78	0.49
3:C:71:LYS:HE3	3:C:75:GLU:OE1	2.12	0.49
2:B:192:HIS:CD2	2:B:424:ASP:OD2	2.66	0.49
2:B:305:CYS:O	2:B:306:ASP:C	2.49	0.49
1:A:240:THR:HG23	1:A:241:CYS:H	1.76	0.49
1:A:4:ILE:HD12	1:A:239:THR:CG2	2.42	0.49

*Continued on next page...*

*Continued from previous page...*

Atom-1	Atom-2	Interatomic distance (Å)	Clash overlap (Å)
2:B:115:ILE:CG2	2:B:116:ASP:N	2.75	0.49
2:B:118:VAL:HG21	2:B:149:PHE:CE2	2.48	0.49
2:B:12:ALA:CB	2:B:140:SER:OG	2.59	0.49
2:B:234:ILE:CG1	2:B:270:ALA:HB1	2.38	0.49
2:B:2:ARG:NH1	2:B:47:ASP:CB	2.76	0.49
1:A:168:THR:O	1:A:201:THR:HA	2.12	0.49
1:A:242:LEU:HD22	1:A:250:ALA:N	2.19	0.49
1:A:8:GLN:HB3	1:A:14:ASN:HA	1.94	0.49
3:C:265:ILE:CD1	3:C:318:PHE:CE1	2.95	0.49
2:B:188:ILE:O	2:B:191:THR:HG22	2.13	0.49
1:A:431:GLU:OE1	1:A:432:TYR:N	2.46	0.49
2:B:30:ILE:HD12	2:B:61:HIS:ND1	2.22	0.49
2:B:105:ARG:HH11	2:B:105:ARG:HG3	1.78	0.49
2:B:155:GLU:OE1	2:B:197:HIS:HE1	1.96	0.49
2:B:96:LYS:O	2:B:97:GLU:O	2.31	0.49
2:B:191:THR:CG2	2:B:192:HIS:N	2.76	0.49
2:B:297:GLU:HG3	2:B:299:ALA:N	2.28	0.49
1:A:199:ASP:O	1:A:200:GLU:HG3	2.13	0.49
1:A:49:ILE:HG13	1:A:50:ASN:N	2.28	0.49
2:B:115:ILE:O	2:B:116:ASP:C	2.51	0.49
2:B:104:ALA:CB	2:B:408:TYR:HD1	2.26	0.49
1:A:173:PRO:HB3	1:A:183:GLU:CG	2.42	0.49
3:C:230:VAL:CG1	3:C:232:LEU:HD23	2.42	0.49
2:B:392:ASP:O	2:B:395:PHE:HB3	2.13	0.49
2:B:98:ASP:CB	2:B:105:ARG:HH21	2.14	0.48
1:A:142:GLY:HA3	1:A:183:GLU:OE2	2.13	0.48
1:A:175:PRO:CD	1:A:207:GLU:OE1	2.61	0.48
2:B:203:MET:SD	2:B:267:PHE:HB3	2.53	0.48
1:A:383:ALA:C	1:A:385:GLN:H	2.15	0.48
2:B:70:LEU:N	2:B:70:LEU:HD12	2.28	0.48
1:A:69:ASP:HA	1:A:145:THR:HG21	1.95	0.48
3:C:216:ASN:HB3	3:C:219:THR:HB	1.96	0.48
2:B:50:ASN:ND2	2:B:53:PHE:O	2.46	0.48
3:C:261:LEU:O	3:C:265:ILE:HG13	2.13	0.48
2:B:6:SER:OG	2:B:65:ALA:HB2	2.14	0.48
1:A:133:GLN:NE2	1:A:252:LEU:HB2	2.27	0.48
1:A:154:ILE:HG22	1:A:166:MET:CE	2.44	0.48
1:A:2:ARG:NH1	1:A:251:ASP:OD2	2.46	0.48
1:A:308:ARG:HG3	1:A:342:TYR:OH	2.13	0.48
2:B:99:ALA:O	2:B:100:ALA:HB3	2.14	0.48
2:B:9:VAL:HG11	2:B:150:THR:OG1	2.13	0.48

*Continued on next page...*

*Continued from previous page...*

Atom-1	Atom-2	Interatomic distance (Å)	Clash overlap (Å)
1:A:102:ASN:HB3	1:A:105:LYS:HB2	1.95	0.48
3:C:138:TYR:HE1	3:C:203:ARG:HB2	1.76	0.48
3:C:180:MET:HE2	3:C:183:ILE:HD12	1.96	0.48
2:B:242:LEU:C	2:B:244:PHE:N	2.66	0.48
2:B:163:LYS:C	2:B:164:LYS:HG2	2.34	0.48
1:A:243:ARG:HD3	1:A:243:ARG:N	2.26	0.48
1:A:307:PRO:HB3	1:A:312:TYR:CZ	2.49	0.48
2:B:253:THR:O	2:B:254:GLU:C	2.52	0.48
2:B:274:PRO:CB	2:B:371:VAL:HG21	2.43	0.48
1:A:209:LEU:O	1:A:213:CYS:N	2.47	0.48
3:C:148:VAL:O	3:C:148:VAL:HG22	2.13	0.48
2:B:63:PRO:CG	2:B:91:GLN:CD	2.72	0.48
1:A:20:PHE:CG	1:A:235:MET:SD	3.06	0.48
2:B:107:HIS:CE1	2:B:152:LEU:HB3	2.49	0.48
2:B:369:ALA:O	2:B:370:LYS:CB	2.62	0.48
3:C:3:ASP:CB	3:C:4:PRO:HD3	2.39	0.48
2:B:230:LEU:O	2:B:233:GLN:N	2.35	0.48
3:C:30:VAL:CG1	3:C:41:ILE:HG12	2.42	0.48
1:A:137:LEU:HD22	1:A:154:ILE:HG21	1.95	0.47
1:A:191:VAL:HG13	1:A:192:HIS:N	2.28	0.47
1:A:24:ILE:CD1	1:A:52:TYR:CE2	2.97	0.47
2:B:11:GLN:NE2	2:B:74:VAL:CG2	2.76	0.47
1:A:211:ASP:OD1	1:A:212:ILE:HG13	2.13	0.47
3:C:71:LYS:HD3	3:C:71:LYS:C	2.33	0.47
1:A:175:PRO:O	1:A:176:LYS:C	2.52	0.47
3:C:119:ILE:CD1	3:C:130:ILE:HD11	2.41	0.47
2:B:175:PRO:HD2	2:B:207:GLU:HB3	1.96	0.47
2:B:115:ILE:HG23	2:B:116:ASP:H	1.79	0.47
2:B:255:PHE:O	2:B:256:GLN:C	2.53	0.47
1:A:413:MET:HG3	1:A:414:ASP:N	2.22	0.47
1:A:70:LEU:O	1:A:99:ALA:HB2	2.14	0.47
1:A:20:PHE:O	1:A:24:ILE:HB	2.14	0.47
2:B:158:SER:OG	2:B:197:HIS:HB3	2.13	0.47
1:A:274:PRO:HG2	1:A:371:LEU:CD2	2.43	0.47
2:B:241:SER:HB3	2:B:320:ARG:NH2	2.29	0.47
1:A:132:LEU:CD2	1:A:164:ARG:HG3	2.32	0.47
1:A:209:LEU:CD2	1:A:227:LEU:HD13	2.44	0.47
3:C:146:LEU:HA	3:C:185:GLU:OE2	2.14	0.47
2:B:328:VAL:C	2:B:330:ALA:H	2.16	0.47
2:B:335:ILE:O	2:B:337:THR:N	2.47	0.47
2:B:339:ARG:C	2:B:341:ILE:N	2.68	0.47

*Continued on next page...*

*Continued from previous page...*

Atom-1	Atom-2	Interatomic distance (Å)	Clash overlap (Å)
2:B:117:LEU:HD12	2:B:121:ARG:HH12	1.80	0.47
1:A:198:THR:HG23	1:A:200:GLU:H	1.79	0.47
2:B:97:GLU:HB2	2:B:110:ILE:HD11	1.96	0.47
2:B:384:ILE:HG22	2:B:388:TRP:CD1	2.49	0.47
2:B:147:SER:O	2:B:190:THR:HG23	2.14	0.47
2:B:154:MET:HA	2:B:157:LEU:HD12	1.96	0.47
2:B:145:THR:H	5:B:500:GTP:PG	2.37	0.47
1:A:281:GLN:C	1:A:283:TYR:N	2.67	0.47
2:B:210:TYR:CE1	2:B:227:LEU:HD21	2.49	0.47
1:A:176:LYS:HG3	1:A:177:VAL:H	1.78	0.47
1:A:399:PHE:O	1:A:400:ARG:C	2.52	0.47
1:A:237:GLY:O	1:A:241:CYS:CB	2.61	0.47
2:B:11:GLN:O	2:B:15:GLN:HG3	2.15	0.47
2:B:155:GLU:HA	2:B:197:HIS:CE1	2.49	0.47
2:B:386:GLU:O	2:B:388:TRP:N	2.47	0.47
3:C:261:LEU:HA	3:C:264:VAL:HG22	1.96	0.47
2:B:185:TYR:OH	2:B:399:TYR:HA	2.15	0.47
3:C:137:ILE:HD12	3:C:282:MET:HE2	1.95	0.47
2:B:260:VAL:O	2:B:260:VAL:CG2	2.62	0.47
1:A:168:THR:N	1:A:200:GLU:O	2.43	0.47
1:A:264:ARG:NE	3:C:278:ARG:CZ	2.77	0.47
3:C:84:TYR:CD1	3:C:315:THR:HG23	2.50	0.47
1:A:226:ASP:O	1:A:229:HIS:HB3	2.14	0.47
2:B:132:LEU:HD21	2:B:164:LYS:HE3	1.96	0.47
2:B:191:THR:O	2:B:195:LEU:HB2	2.15	0.47
3:C:191:HIS:HA	3:C:197:MET:SD	2.54	0.47
2:B:293:ASN:HD21	2:B:338:LYS:NZ	2.11	0.47
1:A:384:ILE:HG23	1:A:384:ILE:O	2.14	0.47
2:B:62:VAL:HA	2:B:86:LEU:O	2.15	0.47
2:B:88:HIS:O	2:B:89:PRO:C	2.52	0.47
1:A:237:GLY:HA3	1:A:376:THR:OG1	2.15	0.47
2:B:155:GLU:HG2	2:B:197:HIS:CE1	2.49	0.47
1:A:260:VAL:HG21	2:B:407:TRP:HZ2	1.80	0.47
1:A:103:TRP:CE3	1:A:189:LEU:HD13	2.50	0.47
3:C:156:HIS:HB2	3:C:164:TYR:CE1	2.50	0.47
2:B:434:GLU:C	2:B:436:GLY:H	2.18	0.47
2:B:55:GLU:O	2:B:56:THR:C	2.50	0.47
1:A:242:LEU:CD1	1:A:250:ALA:HB3	2.45	0.47
1:A:101:ASN:O	1:A:101:ASN:ND2	2.48	0.47
2:B:404:PHE:N	2:B:404:PHE:CD1	2.83	0.47
2:B:104:ALA:HB1	2:B:413:MET:HG3	1.95	0.47

*Continued on next page...*

*Continued from previous page...*

Atom-1	Atom-2	Interatomic distance (Å)	Clash overlap (Å)
2:B:151:SER:OG	2:B:193:THR:HG21	2.13	0.47
2:B:226:ASN:O	2:B:229:ARG:N	2.48	0.47
1:A:224:TYR:O	1:A:225:GLY:C	2.53	0.47
2:B:148:GLY:O	2:B:151:SER:CB	2.61	0.46
1:A:115:VAL:CG2	1:A:152:LEU:HD23	2.44	0.46
2:B:388:TRP:HA	2:B:388:TRP:HE3	1.79	0.46
2:B:436:GLY:O	2:B:438:ASP:N	2.48	0.46
2:B:317:LEU:CD1	2:B:351:PHE:CD1	2.97	0.46
2:B:22:GLU:O	2:B:23:LEU:C	2.54	0.46
2:B:3:GLU:CD	2:B:50:ASN:O	2.54	0.46
2:B:63:PRO:HG3	2:B:87:PHE:CG	2.50	0.46
2:B:316:CYS:HB3	2:B:378:LEU:HD12	1.95	0.46
3:C:300:ILE:CD1	3:C:316:LEU:HD23	2.45	0.46
1:A:230:LEU:HD21	1:A:302:MET:HE2	1.97	0.46
1:A:307:PRO:C	1:A:309:HIS:H	2.18	0.46
2:B:10:GLY:O	2:B:11:GLN:C	2.53	0.46
2:B:119:LEU:HD11	2:B:156:ARG:HD2	1.97	0.46
2:B:256:GLN:HA	2:B:260:VAL:HG13	1.97	0.46
1:A:297:ASP:OD2	1:A:299:LYS:HE2	2.14	0.46
2:B:384:ILE:O	2:B:384:ILE:HG22	2.15	0.46
2:B:120:ASP:O	2:B:124:LYS:HB2	2.15	0.46
2:B:23:LEU:CD2	2:B:232:GLY:O	2.64	0.46
1:A:242:LEU:HD11	1:A:250:ALA:HB3	1.97	0.46
1:A:263:PRO:O	1:A:264:ARG:C	2.52	0.46
2:B:243:ARG:NH2	2:B:252:LEU:CB	2.78	0.46
2:B:256:GLN:O	2:B:260:VAL:HG13	2.15	0.46
2:B:407:TRP:O	2:B:411:GLU:CG	2.63	0.46
2:B:7:ILE:HD11	2:B:137:VAL:CG2	2.44	0.46
1:A:262:PHE:HA	1:A:263:PRO:HD2	1.65	0.46
2:B:145:THR:O	2:B:149:PHE:HB3	2.15	0.46
1:A:360:PRO:O	1:A:369:ARG:C	2.54	0.46
3:C:300:ILE:HD12	3:C:316:LEU:HD23	1.98	0.46
1:A:208:ALA:O	1:A:212:ILE:HG13	2.16	0.46
1:A:324:SER:OG	1:A:326:LYS:HB3	2.15	0.46
2:B:345:ASP:C	2:B:347:CYS:N	2.68	0.46
1:A:431:GLU:HA	1:A:434:GLN:HG3	1.97	0.46
3:C:37:ASP:O	3:C:51:VAL:HG23	2.15	0.46
3:C:38:THR:HG22	3:C:39:VAL:N	2.30	0.46
1:A:185:TYR:HD1	1:A:395:PHE:CE1	2.33	0.46
1:A:287:THR:N	1:A:290:GLU:OE1	2.48	0.46
2:B:5:ILE:CG2	2:B:6:SER:H	2.29	0.46

*Continued on next page...*

*Continued from previous page...*

Atom-1	Atom-2	Interatomic distance (Å)	Clash overlap (Å)
1:A:137:LEU:HD22	1:A:154:ILE:HG23	1.97	0.46
2:B:265:GLY:O	2:B:266:HIS:O	2.33	0.46
2:B:413:MET:C	2:B:414:GLU:HG3	2.36	0.46
1:A:67:LEU:HD12	1:A:92:PHE:CD1	2.51	0.46
2:B:210:TYR:CZ	2:B:227:LEU:HD11	2.51	0.46
3:C:236:GLU:H	3:C:236:GLU:CD	2.19	0.46
2:B:203:MET:SD	2:B:267:PHE:CB	3.04	0.46
3:C:180:MET:CE	3:C:180:MET:HA	2.46	0.46
1:A:94:PHE:N	1:A:94:PHE:CD1	2.84	0.46
2:B:396:ASP:O	2:B:397:LEU:C	2.53	0.46
1:A:387:LEU:HG	1:A:387:LEU:O	2.15	0.46
2:B:346:TRP:HZ2	2:B:435:VAL:HG12	1.81	0.46
3:C:131:LYS:HG2	3:C:172:PHE:CD1	2.51	0.46
3:C:209:LEU:HD21	3:C:226:LYS:HB3	1.98	0.46
2:B:19:ALA:HB2	2:B:228:ASN:HB3	1.96	0.46
2:B:324:VAL:HG12	2:B:326:LYS:H	1.81	0.46
2:B:392:ASP:OD1	2:B:422:ARG:NE	2.48	0.46
1:A:133:GLN:O	1:A:165:ILE:CD1	2.64	0.46
1:A:134:GLY:HA3	1:A:165:ILE:HG12	1.97	0.46
1:A:242:LEU:C	1:A:244:PHE:H	2.20	0.46
1:A:102:ASN:ND2	1:A:104:ALA:HB3	2.31	0.46
3:C:101:ASP:CG	3:C:102:PRO:HD2	2.36	0.46
1:A:360:PRO:HG2	1:A:371:LEU:CB	2.38	0.46
1:A:323:MET:CE	1:A:328:VAL:HG22	2.46	0.46
3:C:86:GLN:HA	3:C:236:GLU:OE1	2.15	0.46
1:A:115:VAL:HG21	1:A:152:LEU:HD21	1.98	0.46
2:B:392:ASP:OD1	2:B:422:ARG:CZ	2.65	0.46
2:B:317:LEU:CD1	2:B:351:PHE:CE1	2.99	0.45
1:A:243:ARG:HD3	1:A:243:ARG:HA	1.62	0.45
2:B:308:ARG:O	2:B:309:HIS:HB3	2.16	0.45
2:B:381:THR:O	2:B:383:ALA:N	2.49	0.45
3:C:262:GLY:O	3:C:321:ARG:HD3	2.15	0.45
2:B:243:ARG:NH2	2:B:252:LEU:HB2	2.30	0.45
2:B:9:VAL:HG21	2:B:149:PHE:HD1	1.80	0.45
1:A:408:TYR:O	1:A:411:GLU:HB2	2.15	0.45
1:A:409:THR:HA	1:A:413:MET:HB3	1.98	0.45
2:B:210:TYR:CD1	2:B:227:LEU:HD21	2.51	0.45
1:A:210:TYR:CE1	1:A:227:LEU:HD11	2.52	0.45
1:A:175:PRO:HD2	1:A:207:GLU:CD	2.36	0.45
3:C:309:GLU:HB3	3:C:313:LYS:HZ1	1.79	0.45
2:B:95:GLY:C	2:B:97:GLU:N	2.69	0.45

*Continued on next page...*

*Continued from previous page...*

Atom-1	Atom-2	Interatomic distance (Å)	Clash overlap (Å)
1:A:72:PRO:O	1:A:74:THR:N	2.49	0.45
3:C:98:LYS:O	3:C:105:MET:HA	2.16	0.45
2:B:204:VAL:HG21	2:B:231:ILE:HG23	1.97	0.45
2:B:132:LEU:CD2	2:B:132:LEU:H	2.23	0.45
3:C:264:VAL:O	3:C:268:LEU:HG	2.16	0.45
2:B:5:ILE:HD11	2:B:64:ARG:NH2	2.31	0.45
2:B:5:ILE:HG22	2:B:6:SER:H	1.78	0.45
1:A:135:PHE:CD1	1:A:135:PHE:N	2.85	0.45
1:A:196:GLU:O	1:A:197:ASN:OD1	2.34	0.45
1:A:264:ARG:HA	1:A:264:ARG:NE	2.29	0.45
1:A:6:HIS:HB3	1:A:21:TRP:HZ2	1.81	0.45
2:B:274:PRO:HB2	2:B:371:VAL:HG21	1.98	0.45
2:B:212:ILE:HD11	2:B:302:MET:H	1.82	0.45
2:B:114:ILE:O	2:B:118:VAL:HG23	2.15	0.45
2:B:196:GLU:C	2:B:197:HIS:HD2	2.19	0.45
2:B:70:LEU:HD12	2:B:145:THR:HG21	1.95	0.45
2:B:271:THR:O	2:B:376:CYS:HA	2.17	0.45
2:B:204:VAL:O	2:B:204:VAL:HG12	2.17	0.45
2:B:54:SER:O	2:B:61:HIS:O	2.35	0.45
1:A:11:GLN:O	1:A:14:ASN:HB3	2.16	0.45
3:C:208:PHE:CE2	3:C:210:ILE:CD1	2.95	0.45
1:A:209:LEU:HD23	1:A:227:LEU:HD13	1.98	0.45
1:A:250:ALA:HB1	1:A:254:LYS:CB	2.43	0.45
2:B:148:GLY:O	2:B:149:PHE:C	2.55	0.45
2:B:115:ILE:CG1	2:B:152:LEU:HD13	2.46	0.45
1:A:324:SER:O	1:A:326:LYS:N	2.50	0.45
3:C:4:PRO:HD3	3:C:293:ASN:OD1	2.17	0.45
1:A:245:PRO:HA	2:B:73:THR:CG2	2.46	0.45
2:B:295:CYS:SG	2:B:375:VAL:HG11	2.57	0.45
1:A:154:ILE:HD12	1:A:155:SER:N	2.31	0.45
1:A:194:LEU:C	1:A:196:GLU:N	2.70	0.45
1:A:282:GLN:O	1:A:282:GLN:CG	2.65	0.45
2:B:231:ILE:HD13	2:B:231:ILE:H	1.82	0.45
1:A:175:PRO:HG2	1:A:207:GLU:OE1	2.17	0.45
1:A:82:PRO:C	1:A:84:GLY:H	2.20	0.45
2:B:334:THR:CG2	2:B:335:ILE:N	2.79	0.45
1:A:242:LEU:HD22	1:A:250:ALA:O	2.17	0.45
1:A:24:ILE:CG2	1:A:25:SER:N	2.80	0.45
1:A:312:TYR:HA	1:A:381:SER:HA	1.99	0.45
1:A:113:GLU:CG	1:A:114:LEU:N	2.79	0.45
1:A:189:LEU:HD23	1:A:421:ALA:CB	2.47	0.45

*Continued on next page...*

*Continued from previous page...*

Atom-1	Atom-2	Interatomic distance (Å)	Clash overlap (Å)
3:C:221:GLN:OE1	3:C:221:GLN:HA	2.17	0.45
3:C:211:ASN:OD1	3:C:213:LYS:HE3	2.16	0.45
2:B:423:GLU:O	2:B:426:ALA:HB3	2.16	0.45
1:A:194:LEU:O	1:A:265:LEU:HD23	2.16	0.45
1:A:313:LEU:O	1:A:347:ILE:HD12	2.16	0.45
2:B:152:LEU:HD12	2:B:152:LEU:C	2.38	0.44
2:B:408:TYR:CG	2:B:418:PHE:HZ	2.34	0.44
1:A:114:LEU:HD23	1:A:149:MET:HE2	1.98	0.44
3:C:153:LEU:HD22	3:C:153:LEU:N	2.32	0.44
3:C:69:ILE:HD12	3:C:295:ARG:HB2	1.99	0.44
1:A:243:ARG:HH21	1:A:252:LEU:N	2.13	0.44
1:A:23:VAL:O	1:A:25:SER:N	2.50	0.44
2:B:103:TYR:CD1	2:B:148:GLY:HA2	2.52	0.44
1:A:67:LEU:HD12	1:A:92:PHE:CE1	2.52	0.44
1:A:295:MET:SD	1:A:375:ALA:HB3	2.58	0.44
1:A:280:SER:OG	1:A:281:GLN:N	2.49	0.44
2:B:121:ARG:HG2	2:B:121:ARG:HH11	1.83	0.44
1:A:167:ASN:HA	1:A:200:GLU:O	2.17	0.44
1:A:4:ILE:HD12	1:A:239:THR:HG21	1.98	0.44
2:B:12:ALA:HB2	5:B:500:GTP:C8	2.52	0.44
1:A:106:GLY:O	1:A:149:MET:HB2	2.16	0.44
1:A:14:ASN:O	1:A:17:GLY:N	2.50	0.44
1:A:288:VAL:N	1:A:289:PRO:CD	2.79	0.44
2:B:182:VAL:O	2:B:184:PRO:CD	2.65	0.44
2:B:121:ARG:HG2	2:B:121:ARG:NH1	2.33	0.44
1:A:167:ASN:HD21	1:A:252:LEU:HD22	1.82	0.44
2:B:276:ILE:CG2	2:B:369:ALA:CB	2.91	0.44
2:B:272:TYR:CE2	2:B:274:PRO:HD2	2.53	0.44
3:C:134:TYR:HD1	3:C:145:LEU:HD12	1.69	0.44
2:B:402:ARG:O	2:B:405:VAL:N	2.49	0.44
2:B:84:ARG:HB3	2:B:84:ARG:HE	1.51	0.44
2:B:296:PHE:HZ	2:B:351:PHE:HZ	1.66	0.44
1:A:141:LEU:N	1:A:141:LEU:HD12	2.32	0.44
2:B:154:MET:CE	2:B:166:LYS:HB3	2.48	0.44
1:A:8:GLN:CG	1:A:67:LEU:HD22	2.47	0.44
1:A:288:VAL:C	1:A:290:GLU:N	2.70	0.44
2:B:229:ARG:HG2	2:B:229:ARG:NH1	2.31	0.44
2:B:117:LEU:HD11	2:B:121:ARG:NH2	2.30	0.44
1:A:147:SER:HB2	1:A:190:SER:CB	2.41	0.44
1:A:239:THR:O	1:A:240:THR:C	2.56	0.44
2:B:344:VAL:CG1	2:B:345:ASP:N	2.78	0.44

*Continued on next page...*

*Continued from previous page...*

Atom-1	Atom-2	Interatomic distance (Å)	Clash overlap (Å)
2:B:175:PRO:CG	2:B:304:LYS:HG2	2.47	0.44
2:B:49:PHE:HE1	2:B:61:HIS:CE1	2.34	0.44
3:C:115:ILE:O	3:C:119:ILE:HG13	2.17	0.44
2:B:218:ASP:C	2:B:219:ILE:HG12	2.37	0.44
1:A:82:PRO:HB2	1:A:83:PHE:H	1.56	0.44
2:B:64:ARG:HD2	2:B:125:LEU:HD22	1.99	0.44
2:B:23:LEU:O	2:B:26:LEU:HB3	2.17	0.44
1:A:182:VAL:O	1:A:183:GLU:C	2.56	0.44
3:C:16:ARG:HD3	3:C:89:SER:O	2.18	0.44
1:A:273:ALA:CB	1:A:274:PRO:CD	2.93	0.44
1:A:161:TYR:C	1:A:163:ASP:N	2.71	0.44
2:B:262:TYR:HB3	2:B:263:PRO:HD2	2.00	0.44
2:B:217:LEU:HD13	2:B:277:SER:N	2.33	0.44
2:B:241:SER:C	2:B:244:PHE:HB3	2.36	0.44
3:C:107:ILE:O	3:C:111:ILE:HG13	2.18	0.44
3:C:28:LYS:HB3	3:C:306:SER:HB3	2.00	0.44
2:B:304:LYS:O	2:B:304:LYS:HG3	2.18	0.44
2:B:328:VAL:O	2:B:330:ALA:N	2.38	0.44
3:C:80:THR:OG1	3:C:296:THR:HG23	2.18	0.44
2:B:363:VAL:CG1	2:B:364:PRO:HD2	2.48	0.43
2:B:436:GLY:C	2:B:438:ASP:N	2.72	0.43
2:B:151:SER:HB3	2:B:193:THR:CG2	2.34	0.43
1:A:70:LEU:HB2	1:A:99:ALA:CB	2.49	0.43
1:A:288:VAL:N	1:A:289:PRO:HD2	2.32	0.43
2:B:303:VAL:CG1	2:B:303:VAL:O	2.64	0.43
2:B:268:PRO:CA	2:B:379:SER:O	2.65	0.43
1:A:7:ILE:N	1:A:136:GLN:O	2.51	0.43
1:A:307:PRO:C	1:A:309:HIS:N	2.71	0.43
2:B:166:LYS:CE	2:B:199:ASP:OD1	2.62	0.43
2:B:252:LEU:O	2:B:253:THR:C	2.56	0.43
2:B:409:VAL:C	2:B:411:GLU:N	2.71	0.43
2:B:276:ILE:O	2:B:369:ALA:CA	2.66	0.43
1:A:103:TRP:HB2	1:A:186:ASN:HA	2.01	0.43
2:B:209:ILE:CD1	2:B:231:ILE:HD11	2.47	0.43
1:A:161:TYR:O	1:A:163:ASP:N	2.51	0.43
3:C:143:ARG:HH22	3:C:190:ARG:HA	1.84	0.43
2:B:103:TYR:O	2:B:104:ALA:C	2.57	0.43
2:B:105:ARG:O	2:B:110:ILE:CG2	2.64	0.43
2:B:263:PRO:O	2:B:264:ARG:C	2.56	0.43
1:A:105:LYS:HG2	1:A:110:GLU:CG	2.48	0.43
1:A:299:LYS:CD	1:A:299:LYS:H	2.07	0.43

*Continued on next page...*

*Continued from previous page...*

Atom-1	Atom-2	Interatomic distance (Å)	Clash overlap (Å)
2:B:362:VAL:HG13	2:B:368:LEU:CG	2.48	0.43
2:B:390:ARG:HG3	2:B:390:ARG:HH11	1.83	0.43
2:B:153:LEU:O	2:B:157:LEU:HG	2.18	0.43
1:A:102:ASN:OD1	1:A:408:TYR:CZ	2.70	0.43
1:A:72:PRO:HG2	1:A:73:GLY:H	1.83	0.43
2:B:13:GLY:C	2:B:16:ILE:HG22	2.38	0.43
2:B:8:HIS:HA	2:B:138:PHE:HB2	2.00	0.43
3:C:127:GLU:O	3:C:214:GLN:HA	2.19	0.43
3:C:219:THR:HG21	3:C:221:GLN:HG2	1.93	0.43
2:B:377:MET:O	2:B:377:MET:HG3	2.18	0.43
2:B:25:CYS:SG	2:B:26:LEU:N	2.92	0.43
3:C:108:ILE:CB	3:C:109:PRO:HD3	2.38	0.43
2:B:378:LEU:O	2:B:378:LEU:HD12	2.19	0.43
2:B:310:GLY:HA3	2:B:383:ALA:CA	2.49	0.43
1:A:325:MET:HE2	1:A:355:VAL:CG2	2.46	0.43
2:B:343:PHE:CE1	2:B:351:PHE:HE2	2.36	0.43
2:B:110:ILE:O	2:B:111:GLY:C	2.57	0.43
2:B:4:CYS:SG	2:B:252:LEU:CD1	3.02	0.43
1:A:409:THR:O	1:A:412:GLY:N	2.48	0.43
1:A:68:VAL:HG11	1:A:153:LEU:HD21	2.00	0.43
2:B:8:HIS:CD2	2:B:138:PHE:CD2	3.07	0.43
1:A:383:ALA:C	1:A:385:GLN:N	2.72	0.43
1:A:168:THR:CG2	1:A:201:THR:HG23	2.48	0.43
1:A:52:TYR:HE2	1:A:240:THR:HB	1.82	0.43
3:C:138:TYR:HB2	3:C:204:SER:OG	2.18	0.43
3:C:74:LEU:HD13	3:C:118:TYR:CD1	2.53	0.43
1:A:118:VAL:O	1:A:122:VAL:HG13	2.19	0.43
1:A:192:HIS:NE2	1:A:420:GLU:HG2	2.34	0.42
1:A:240:THR:HG23	1:A:241:CYS:N	2.33	0.42
1:A:250:ALA:CB	1:A:254:LYS:HE2	2.49	0.42
2:B:115:ILE:CD1	2:B:115:ILE:C	2.87	0.42
2:B:119:LEU:HD11	2:B:156:ARG:HD3	2.01	0.42
2:B:7:ILE:HG13	2:B:137:VAL:HG22	1.97	0.42
2:B:147:SER:HB2	2:B:186:ASN:O	2.19	0.42
1:A:409:THR:C	1:A:411:GLU:H	2.22	0.42
1:A:333:LEU:O	1:A:334:ASN:C	2.58	0.42
2:B:16:ILE:CG2	2:B:17:GLY:N	2.82	0.42
1:A:249:ASN:OD1	2:B:71:GLU:OE1	2.36	0.42
1:A:301:MET:O	1:A:303:ALA:N	2.51	0.42
2:B:149:PHE:O	2:B:150:THR:C	2.56	0.42
1:A:153:LEU:N	1:A:153:LEU:HD13	2.34	0.42

*Continued on next page...*

*Continued from previous page...*

Atom-1	Atom-2	Interatomic distance (Å)	Clash overlap (Å)
1:A:6:HIS:HB3	1:A:65:ALA:CB	2.49	0.42
1:A:282:GLN:HB3	1:A:282:GLN:HE21	1.50	0.42
2:B:231:ILE:C	2:B:233:GLN:N	2.73	0.42
1:A:210:TYR:O	1:A:214:PHE:N	2.52	0.42
1:A:161:TYR:CD1	1:A:161:TYR:N	2.86	0.42
3:C:326:LYS:HD3	3:C:326:LYS:HA	1.90	0.42
2:B:292:THR:O	2:B:295:CYS:HB2	2.18	0.42
2:B:63:PRO:HG3	2:B:87:PHE:CD2	2.54	0.42
1:A:138:THR:O	1:A:139:HIS:HB3	2.19	0.42
1:A:187:ALA:O	1:A:188:THR:C	2.57	0.42
1:A:212:ILE:HG22	1:A:212:ILE:O	2.18	0.42
2:B:363:VAL:HG13	2:B:364:PRO:HD2	2.02	0.42
2:B:384:ILE:C	2:B:386:GLU:N	2.72	0.42
3:C:80:THR:HG23	3:C:289:SER:HB3	2.01	0.42
2:B:209:ILE:CD1	2:B:231:ILE:CD1	2.97	0.42
1:A:242:LEU:HA	1:A:242:LEU:HD23	1.77	0.42
2:B:104:ALA:HB3	2:B:408:TYR:HD1	1.84	0.42
1:A:12:CYS:C	1:A:14:ASN:N	2.71	0.42
3:C:46:TYR:CD1	3:C:316:LEU:HD13	2.54	0.42
3:C:38:THR:CG2	3:C:39:VAL:N	2.82	0.42
1:A:106:GLY:O	1:A:149:MET:CA	2.68	0.42
1:A:413:MET:CG	1:A:414:ASP:H	2.26	0.42
2:B:204:VAL:CG1	2:B:231:ILE:HD12	2.42	0.42
2:B:175:PRO:HG3	2:B:304:LYS:CB	2.50	0.42
1:A:171:VAL:O	1:A:171:VAL:HG12	2.20	0.42
2:B:335:ILE:C	2:B:337:THR:N	2.73	0.42
2:B:15:GLN:NE2	5:B:500:GTP:N7	2.67	0.42
1:A:72:PRO:O	1:A:73:GLY:C	2.58	0.42
1:A:204:ILE:HD13	1:A:231:VAL:CG2	2.45	0.42
1:A:175:PRO:O	1:A:177:VAL:N	2.53	0.42
2:B:213:CYS:O	2:B:219:ILE:HG13	2.20	0.42
3:C:73:VAL:HA	3:C:77:TYR:O	2.19	0.42
1:A:199:ASP:C	1:A:265:LEU:HD13	2.40	0.42
2:B:199:ASP:OD2	2:B:256:GLN:NE2	2.46	0.42
2:B:280:LYS:O	2:B:282:TYR:N	2.52	0.42
2:B:238:ILE:O	2:B:242:LEU:CB	2.67	0.42
2:B:238:ILE:HD11	2:B:378:LEU:HD23	2.01	0.42
1:A:310:GLY:HA3	1:A:436:GLN:NE2	2.29	0.42
2:B:13:GLY:HA2	2:B:16:ILE:CG2	2.50	0.42
2:B:328:VAL:C	2:B:330:ALA:N	2.73	0.42
3:C:281:LYS:O	3:C:285:ILE:HG13	2.20	0.42

*Continued on next page...*

*Continued from previous page...*

Atom-1	Atom-2	Interatomic distance (Å)	Clash overlap (Å)
1:A:2:ARG:NH1	1:A:251:ASP:CG	2.73	0.42
2:B:292:THR:HG21	2:B:331:ALA:HB1	2.02	0.41
1:A:261:PRO:HB2	1:A:262:PHE:CD2	2.54	0.41
1:A:427:ASP:OD1	1:A:427:ASP:C	2.57	0.41
2:B:243:ARG:NH2	2:B:252:LEU:HG	2.35	0.41
2:B:255:PHE:O	2:B:257:THR:N	2.53	0.41
1:A:409:THR:C	1:A:411:GLU:N	2.73	0.41
1:A:421:ALA:O	1:A:422:GLU:C	2.58	0.41
1:A:422:GLU:O	1:A:426:ASN:CB	2.67	0.41
1:A:68:VAL:HG12	1:A:149:MET:HE2	2.01	0.41
1:A:288:VAL:HG22	1:A:323:MET:HE3	2.02	0.41
1:A:147:SER:CB	1:A:190:SER:HB3	2.42	0.41
1:A:343:PHE:CD1	1:A:350:ASN:ND2	2.88	0.41
3:C:105:MET:HB2	3:C:109:PRO:HB2	2.01	0.41
1:A:359:PRO:CB	1:A:360:PRO:HD2	2.45	0.41
2:B:234:ILE:C	2:B:234:ILE:CD1	2.86	0.41
1:A:62:VAL:HA	1:A:63:PRO:HD2	1.92	0.41
1:A:48:ARG:HG2	1:A:243:ARG:HB3	2.01	0.41
1:A:26:ASP:C	1:A:28:HIS:H	2.21	0.41
3:C:139:LEU:HD22	3:C:139:LEU:N	2.34	0.41
3:C:62:TYR:OH	3:C:70:VAL:HG21	2.19	0.41
2:B:81:GLY:O	2:B:82:THR:C	2.59	0.41
2:B:296:PHE:CG	2:B:341:ILE:HD12	2.53	0.41
1:A:269:MET:HE1	1:A:381:SER:OG	2.20	0.41
1:A:417:GLU:O	1:A:420:GLU:HB3	2.21	0.41
3:C:20:GLU:HA	3:C:23:VAL:HG12	2.03	0.41
3:C:207:ILE:HD13	3:C:230:VAL:HG13	2.02	0.41
1:A:399:PHE:O	1:A:401:ARG:N	2.53	0.41
1:A:307:PRO:O	1:A:309:HIS:N	2.53	0.41
2:B:199:ASP:CB	2:B:256:GLN:NE2	2.77	0.41
1:A:395:PHE:HB3	1:A:396:THR:H	1.73	0.41
3:C:34:GLN:HE21	3:C:34:GLN:HB3	1.64	0.41
1:A:242:LEU:HB3	1:A:250:ALA:O	2.20	0.41
2:B:95:GLY:C	2:B:97:GLU:H	2.23	0.41
1:A:108:TYR:CE1	1:A:413:MET:HE1	2.56	0.41
2:B:242:LEU:HD11	2:B:250:VAL:HG23	2.02	0.41
3:C:23:VAL:HG13	3:C:24:ASN:N	2.34	0.41
1:A:325:MET:HE2	1:A:355:VAL:HG11	2.03	0.41
1:A:333:LEU:HD11	1:A:337:ASN:HD21	1.85	0.41
3:C:150:LYS:HB3	3:C:153:LEU:HD11	2.02	0.41
3:C:87:THR:O	3:C:88:SER:HB2	2.21	0.41

*Continued on next page...*

*Continued from previous page...*

Atom-1	Atom-2	Interatomic distance (Å)	Clash overlap (Å)
3:C:255:ASN:HB3	3:C:258:LEU:HG	2.02	0.41
2:B:343:PHE:HZ	2:B:351:PHE:CZ	2.36	0.41
1:A:135:PHE:CD1	1:A:166:MET:SD	3.14	0.41
1:A:119:LEU:O	1:A:122:VAL:HG22	2.21	0.41
3:C:219:THR:O	3:C:220:GLU:HB2	2.21	0.41
2:B:398:MET:HB2	2:B:398:MET:HE3	1.81	0.41
2:B:397:LEU:HD23	2:B:397:LEU:HA	1.81	0.41
2:B:152:LEU:CD1	2:B:152:LEU:C	2.89	0.41
1:A:150:GLY:HA2	1:A:153:LEU:CD2	2.42	0.41
1:A:182:VAL:O	1:A:184:PRO:N	2.54	0.41
2:B:184:PRO:HG2	2:B:398:MET:CE	2.40	0.41
2:B:401:LYS:C	2:B:403:ALA:H	2.24	0.41
2:B:130:THR:O	2:B:131:GLY:C	2.59	0.41
2:B:434:GLU:C	2:B:436:GLY:N	2.74	0.41
1:A:435:TYR:C	1:A:437:ASP:N	2.72	0.41
2:B:23:LEU:HD11	2:B:361:THR:O	2.21	0.41
1:A:168:THR:HB	1:A:198:THR:HG21	2.03	0.41
1:A:25:SER:O	1:A:28:HIS:N	2.53	0.41
1:A:311:ARG:NH1	1:A:311:ARG:HG2	2.34	0.41
2:B:11:GLN:CG	2:B:74:VAL:HG21	2.50	0.41
1:A:133:GLN:CG	1:A:165:ILE:HD11	2.49	0.41
2:B:115:ILE:CG2	2:B:116:ASP:H	2.32	0.41
1:A:11:GLN:O	1:A:15:GLN:N	2.41	0.41
1:A:273:ALA:HB1	1:A:291:LEU:HG	2.02	0.41
1:A:210:TYR:O	1:A:211:ASP:C	2.57	0.41
2:B:248:LEU:HA	2:B:248:LEU:HD12	1.93	0.41
2:B:332:ILE:CD1	2:B:353:VAL:HG22	2.51	0.41
2:B:305:CYS:SG	2:B:383:ALA:HB1	2.60	0.41
3:C:275:VAL:HA	3:C:276:PRO:HD3	1.66	0.41
2:B:251:ASP:CA	2:B:254:GLU:HG3	2.48	0.41
1:A:114:LEU:HD12	1:A:117:SER:OG	2.21	0.41
2:B:230:LEU:O	2:B:231:ILE:C	2.57	0.41
3:C:270:GLU:CG	3:C:272:SER:HB3	2.51	0.41
1:A:405:LEU:O	1:A:405:LEU:HD23	2.21	0.41
3:C:173:VAL:HG23	3:C:173:VAL:O	2.20	0.41
2:B:34:GLY:O	2:B:61:HIS:HB2	2.20	0.40
1:A:20:PHE:CD1	1:A:235:MET:CG	3.04	0.40
2:B:260:VAL:HA	2:B:261:PRO:HD3	1.95	0.40
1:A:287:THR:O	1:A:288:VAL:CG2	2.58	0.40
1:A:202:TYR:CE2	1:A:268:PHE:HD2	2.38	0.40
3:C:57:SER:OG	3:C:60:GLN:HG3	2.22	0.40

*Continued on next page...*

*Continued from previous page...*

Atom-1	Atom-2	Interatomic distance (Å)	Clash overlap (Å)
1:A:187:ALA:O	1:A:190:SER:N	2.54	0.40
1:A:423:SER:O	1:A:424:ASN:C	2.60	0.40
2:B:166:LYS:HB2	2:B:199:ASP:OD1	2.20	0.40
2:B:413:MET:C	2:B:414:GLU:CG	2.90	0.40
2:B:414:GLU:C	2:B:416:GLY:N	2.74	0.40
1:A:105:LYS:HG2	1:A:110:GLU:HG3	2.03	0.40
2:B:272:TYR:O	2:B:300:ASN:ND2	2.54	0.40
2:B:362:VAL:HG13	2:B:368:LEU:CB	2.50	0.40
1:A:78:VAL:O	1:A:84:GLY:HA3	2.22	0.40
1:A:239:THR:CG2	1:A:240:THR:H	2.34	0.40
2:B:100:ALA:C	2:B:102:ASN:H	2.24	0.40
2:B:11:GLN:HG3	2:B:74:VAL:HG21	2.04	0.40
1:A:11:GLN:HA	1:A:74:THR:HG21	2.04	0.40
1:A:70:LEU:HB2	1:A:99:ALA:HB2	2.03	0.40
2:B:209:ILE:HD13	2:B:231:ILE:HD11	2.04	0.40
3:C:23:VAL:CG1	3:C:24:ASN:N	2.84	0.40
2:B:393:HIS:O	2:B:394:LYS:C	2.59	0.40
2:B:147:SER:OG	2:B:148:GLY:N	2.54	0.40
1:A:12:CYS:O	1:A:13:GLY:C	2.59	0.40
2:B:425:MET:O	2:B:426:ALA:C	2.60	0.40
2:B:293:ASN:ND2	2:B:338:LYS:NZ	2.69	0.40
1:A:275:LEU:HD12	1:A:275:LEU:HA	1.78	0.40
2:B:71:GLU:HA	2:B:72:PRO:HD3	1.89	0.40
2:B:149:PHE:CD1	2:B:150:THR:N	2.89	0.40
1:A:12:CYS:O	1:A:14:ASN:N	2.55	0.40
1:A:291:LEU:HD21	1:A:373:MET:HG2	2.03	0.40
1:A:326:LYS:HB3	2:B:222:PRO:HD2	2.03	0.40
2:B:425:MET:O	2:B:428:LEU:N	2.45	0.40
1:A:125:GLU:O	1:A:128:SER:HB3	2.22	0.40
2:B:287:SER:O	2:B:291:ILE:HG12	2.21	0.40

There are no symmetry-related clashes.

## 5.3 Torsion angles

### 5.3.1 Protein backbone

In the following table, the Percentiles column shows the percent Ramachandran outliers of the chain as a percentile score with respect to all PDB entries followed by that with respect to all EM entries.

The Analysed column shows the number of residues for which the backbone conformation was analysed, and the total number of residues.

Mol	Chain	Analysed	Favoured	Allowed	Outliers	Percentiles	
1	A	424/445 (95%)	274 (65%)	94 (22%)	56 (13%)	0	7
2	B	423/452 (94%)	279 (66%)	87 (21%)	57 (14%)	0	7
3	C	306/340 (90%)	295 (96%)	8 (3%)	3 (1%)	19	65
All	All	1153/1237 (93%)	848 (74%)	189 (16%)	116 (10%)	1	14

All (116) Ramachandran outliers are listed below:

Mol	Chain	Res	Type
1	A	23	VAL
1	A	24	ILE
1	A	32	PRO
1	A	50	ASN
1	A	82	PRO
1	A	97	SER
1	A	128	SER
1	A	176	LYS
1	A	183	GLU
1	A	218	LYS
1	A	238	VAL
1	A	239	THR
1	A	240	THR
1	A	252	LEU
1	A	263	PRO
1	A	266	HIS
1	A	273	ALA
1	A	278	ARG
1	A	280	SER
1	A	281	GLN
1	A	282	GLN
1	A	288	VAL
1	A	294	GLN
1	A	295	MET
1	A	343	PHE
1	A	344	VAL
1	A	346	TRP
1	A	369	ARG
1	A	403	ALA
2	B	56	THR
2	B	58	ALA

*Continued on next page...*

*Continued from previous page...*

Mol	Chain	Res	Type
2	B	96	LYS
2	B	97	GLU
2	B	108	TYR
2	B	109	THR
2	B	141	PHE
2	B	183	GLU
2	B	217	LEU
2	B	240	ALA
2	B	249	ASN
2	B	255	PHE
2	B	266	HIS
2	B	309	HIS
2	B	346	TRP
2	B	370	LYS
2	B	387	ALA
2	B	403	ALA
2	B	437	VAL
3	C	4	PRO
1	A	38	GLY
1	A	73	GLY
1	A	175	PRO
1	A	265	LEU
1	A	279	GLY
1	A	298	ALA
1	A	300	ASN
1	A	311	ARG
2	B	24	TYR
2	B	73	THR
2	B	83	TYR
2	B	103	TYR
2	B	111	GLY
2	B	131	GLY
2	B	218	ASP
2	B	219	ILE
2	B	238	ILE
2	B	265	GLY
2	B	281	ALA
2	B	314	ALA
2	B	339	ARG
2	B	342	GLN
2	B	373	ARG
2	B	386	GLU

*Continued on next page...*

*Continued from previous page...*

Mol	Chain	Res	Type
3	C	123	ASP
1	A	34	GLY
1	A	83	PHE
1	A	99	ALA
1	A	100	GLY
1	A	302	MET
1	A	386	GLU
2	B	48	SER
2	B	104	ALA
2	B	148	GLY
2	B	149	PHE
2	B	173	PRO
2	B	239	THR
2	B	245	ASP
2	B	263	PRO
2	B	279	GLU
2	B	330	ALA
2	B	336	LYS
2	B	369	ALA
1	A	96	GLN
1	A	395	PHE
2	B	129	CYS
2	B	300	ASN
2	B	348	PRO
1	A	57	ALA
1	A	74	THR
1	A	285	ALA
1	A	424	ASN
2	B	256	GLN
2	B	303	VAL
2	B	382	THR
3	C	6	GLU
1	A	51	VAL
1	A	58	GLY
1	A	145	THR
1	A	162	PRO
1	A	400	ARG
2	B	62	VAL
2	B	273	ALA
2	B	307	PRO
1	A	195	VAL
2	B	115	ILE

*Continued on next page...*

*Continued from previous page...*

Mol	Chain	Res	Type
1	A	72	PRO

### 5.3.2 Protein sidechains ⓘ

In the following table, the Percentiles column shows the percent sidechain outliers of the chain as a percentile score with respect to all PDB entries followed by that with respect to all EM entries.

The Analysed column shows the number of residues for which the sidechain conformation was analysed, and the total number of residues.

Mol	Chain	Analysed	Rotameric	Outliers	Percentiles	
1	A	367/381 (96%)	307 (84%)	60 (16%)	3	20
2	B	354/378 (94%)	295 (83%)	59 (17%)	3	19
3	C	279/303 (92%)	263 (94%)	16 (6%)	25	62
All	All	1000/1062 (94%)	865 (86%)	135 (14%)	9	27

All (135) residues with a non-rotameric sidechain are listed below:

Mol	Chain	Res	Type
1	A	14	ASN
1	A	24	ILE
1	A	26	ASP
1	A	32	PRO
1	A	41	ASP
1	A	68	VAL
1	A	76	ASP
1	A	90	ASP
1	A	94	PHE
1	A	101	ASN
1	A	122	VAL
1	A	129	CYS
1	A	135	PHE
1	A	141	LEU
1	A	145	THR
1	A	149	MET
1	A	153	LEU
1	A	161	TYR
1	A	163	ASP
1	A	165	ILE
1	A	174	SER

*Continued on next page...*

*Continued from previous page...*

Mol	Chain	Res	Type
1	A	198	THR
1	A	201	THR
1	A	203	CYS
1	A	207	GLU
1	A	211	ASP
1	A	214	PHE
1	A	215	ARG
1	A	224	TYR
1	A	227	LEU
1	A	230	LEU
1	A	236	SER
1	A	240	THR
1	A	244	PHE
1	A	265	LEU
1	A	267	PHE
1	A	275	LEU
1	A	282	GLN
1	A	283	TYR
1	A	284	ARG
1	A	289	PRO
1	A	299	LYS
1	A	306	ASP
1	A	309	HIS
1	A	322	ARG
1	A	324	SER
1	A	325	MET
1	A	343	PHE
1	A	344	VAL
1	A	349	ASN
1	A	369	ARG
1	A	380	ASN
1	A	387	LEU
1	A	413	MET
1	A	414	ASP
1	A	424	ASN
1	A	427	ASP
1	A	431	GLU
1	A	432	TYR
1	A	437	ASP
2	B	6	SER
2	B	20	CYS
2	B	21	TRP

*Continued on next page...*

*Continued from previous page...*

Mol	Chain	Res	Type
2	B	31	GLN
2	B	48	SER
2	B	50	ASN
2	B	60	LYS
2	B	61	HIS
2	B	74	VAL
2	B	79	ARG
2	B	82	THR
2	B	84	ARG
2	B	87	PHE
2	B	88	HIS
2	B	90	GLU
2	B	98	ASP
2	B	115	ILE
2	B	120	ASP
2	B	125	LEU
2	B	127	ASP
2	B	130	THR
2	B	135	PHE
2	B	141	PHE
2	B	150	THR
2	B	152	LEU
2	B	155	GLU
2	B	169	PHE
2	B	172	TYR
2	B	173	PRO
2	B	183	GLU
2	B	192	HIS
2	B	204	VAL
2	B	219	ILE
2	B	224	TYR
2	B	231	ILE
2	B	234	ILE
2	B	243	ARG
2	B	244	PHE
2	B	253	THR
2	B	260	VAL
2	B	267	PHE
2	B	269	LEU
2	B	279	GLU
2	B	280	LYS
2	B	290	GLU

*Continued on next page...*

*Continued from previous page...*

Mol	Chain	Res	Type
2	B	303	VAL
2	B	325	PRO
2	B	334	THR
2	B	345	ASP
2	B	352	LYS
2	B	368	LEU
2	B	376	CYS
2	B	378	LEU
2	B	380	ASN
2	B	404	PHE
2	B	415	GLU
2	B	417	GLU
2	B	431	ASP
2	B	432	TYR
3	C	18	LEU
3	C	27	ASP
3	C	29	TYR
3	C	95	MET
3	C	127	GLU
3	C	134	TYR
3	C	204	SER
3	C	211	ASN
3	C	222	LYS
3	C	236	GLU
3	C	306	SER
3	C	308	ASN
3	C	323	LYS
3	C	324	THR
3	C	326	LYS
3	C	328	THR

Some sidechains can be flipped to improve hydrogen bonding and reduce clashes. All (36) such sidechains are listed below:

Mol	Chain	Res	Type
1	A	14	ASN
1	A	91	ASN
1	A	101	ASN
1	A	102	ASN
1	A	107	HIS
1	A	136	GLN
1	A	139	HIS
1	A	197	ASN

*Continued on next page...*

*Continued from previous page...*

Mol	Chain	Res	Type
1	A	282	GLN
1	A	331	GLN
1	A	334	ASN
1	A	337	ASN
1	A	349	ASN
1	A	380	ASN
1	A	406	HIS
1	A	434	GLN
1	A	436	GLN
2	B	11	GLN
2	B	15	GLN
2	B	28	HIS
2	B	50	ASN
2	B	61	HIS
2	B	91	GLN
2	B	101	ASN
2	B	133	GLN
2	B	197	HIS
2	B	216	ASN
2	B	226	ASN
2	B	256	GLN
2	B	309	HIS
2	B	380	ASN
3	C	34	GLN
3	C	58	GLN
3	C	156	HIS
3	C	189	ASN
3	C	191	HIS

### 5.3.3 RNA ⓘ

There are no RNA molecules in this entry.

### 5.4 Non-standard residues in protein, DNA, RNA chains ⓘ

There are no non-standard protein/DNA/RNA residues in this entry.

### 5.5 Carbohydrates ⓘ

There are no carbohydrates in this entry.

## 5.6 Ligand geometry

2 ligands are modelled in this entry.

In the following table, the Counts columns list the number of bonds (or angles) for which Mogul statistics could be retrieved, the number of bonds (or angles) that are observed in the model and the number of bonds (or angles) that are defined in the chemical component dictionary. The Link column lists molecule types, if any, to which the group is linked. The Z score for a bond length (or angle) is the number of standard deviations the observed value is removed from the expected value. A bond length (or angle) with  $|Z| > 2$  is considered an outlier worth inspection. RMSZ is the root-mean-square of all Z scores of the bond lengths (or angles).

Mol	Type	Chain	Res	Link	Bond lengths			Bond angles		
					Counts	RMSZ	# Z  > 2	Counts	RMSZ	# Z  > 2
4	GDP	A	600	-	24,30,30	2.65	8 (33%)	26,47,47	3.30	9 (34%)
5	GTP	B	500	-	26,34,34	1.61	4 (15%)	29,54,54	2.40	7 (24%)

In the following table, the Chirals column lists the number of chiral outliers, the number of chiral centers analysed, the number of these observed in the model and the number defined in the chemical component dictionary. Similar counts are reported in the Torsion and Rings columns. '-' means no outliers of that kind were identified.

Mol	Type	Chain	Res	Link	Chirals	Torsions	Rings
4	GDP	A	600	-	-	0/12/32/32	0/3/3/3
5	GTP	B	500	-	-	0/18/38/38	0/3/3/3

All (12) bond length outliers are listed below:

Mol	Chain	Res	Type	Atoms	Z	Observed(Å)	Ideal(Å)
4	A	600	GDP	PB-O2B	-4.21	1.40	1.54
5	B	500	GTP	PB-O2B	-2.12	1.46	1.55
5	B	500	GTP	O4'-C1'	2.07	1.44	1.41
4	A	600	GDP	O3'-C3'	2.09	1.47	1.43
4	A	600	GDP	C5-C4	2.43	1.46	1.40
4	A	600	GDP	PB-O3B	2.63	1.63	1.54
4	A	600	GDP	C8-N7	3.31	1.41	1.34
5	B	500	GTP	PG-O1G	3.61	1.62	1.50
4	A	600	GDP	O6-C6	4.04	1.34	1.24
5	B	500	GTP	C6-N1	4.85	1.41	1.33
4	A	600	GDP	O4'-C1'	6.01	1.49	1.41
4	A	600	GDP	C2-N1	7.32	1.49	1.35

All (16) bond angle outliers are listed below:

Mol	Chain	Res	Type	Atoms	Z	Observed(°)	Ideal(°)
4	A	600	GDP	C6-C5-C4	-9.95	109.49	120.86
5	B	500	GTP	C5-C6-N1	-7.75	113.39	123.52
4	A	600	GDP	N2-C2-N1	-5.70	107.80	117.20
4	A	600	GDP	N3-C2-N1	-5.37	120.25	127.56
5	B	500	GTP	N3-C2-N1	-3.48	122.82	127.56
4	A	600	GDP	C1'-N9-C4	-2.68	123.82	126.81
5	B	500	GTP	O3G-PG-O2G	-2.64	97.77	107.44
5	B	500	GTP	C6-C5-C4	-2.13	118.42	120.86
5	B	500	GTP	O3G-PG-O1G	-2.10	103.77	110.63
5	B	500	GTP	O2G-PG-O1G	-2.07	103.87	110.63
4	A	600	GDP	C6-N1-C2	2.00	118.23	115.88
4	A	600	GDP	O2'-C2'-C3'	2.24	119.10	111.86
4	A	600	GDP	C2'-C3'-C4'	3.20	109.19	102.64
4	A	600	GDP	C4'-O4'-C1'	4.16	114.05	109.64
5	B	500	GTP	C6-N1-C2	7.42	124.58	115.88
4	A	600	GDP	N2-C2-N3	7.58	131.94	117.72

There are no chirality outliers.

There are no torsion outliers.

There are no ring outliers.

2 monomers are involved in 6 short contacts:

Mol	Chain	Res	Type	Clashes	Symm-Clashes
4	A	600	GDP	1	0
5	B	500	GTP	5	0

## 5.7 Other polymers [i](#)

There are no such residues in this entry.

## 5.8 Polymer linkage issues [i](#)

There are no chain breaks in this entry.