



Full wwPDB X-ray Structure Validation Report ⓘ

Feb 1, 2016 – 12:40 AM GMT

PDB ID : 2BA1
Title : Archaeal exosome core
Authors : Hopfner, K.P.; Buttner, K.; Wenig, K.
Deposited on : 2005-10-13
Resolution : 2.70 Å(reported)

This is a Full wwPDB X-ray Structure Validation Report for a publicly released PDB entry.
We welcome your comments at validation@mail.wwpdb.org
A user guide is available at
<http://wwpdb.org/validation/2016/XrayValidationReportHelp>
with specific help available everywhere you see the ⓘ symbol.

The following versions of software and data (see [references ⓘ](#)) were used in the production of this report:

MolProbity : 4.02b-467
Mogul : 1.7 (RC4), CSD as536be (2015)
Xtriage (Phenix) : **NOT EXECUTED**
EDS : **NOT EXECUTED**
Percentile statistics : 20151230.v01 (using entries in the PDB archive December 30th 2015)
Ideal geometry (proteins) : Engh & Huber (2001)
Ideal geometry (DNA, RNA) : Parkinson et al. (1996)
Validation Pipeline (wwPDB-VP) : trunk26865

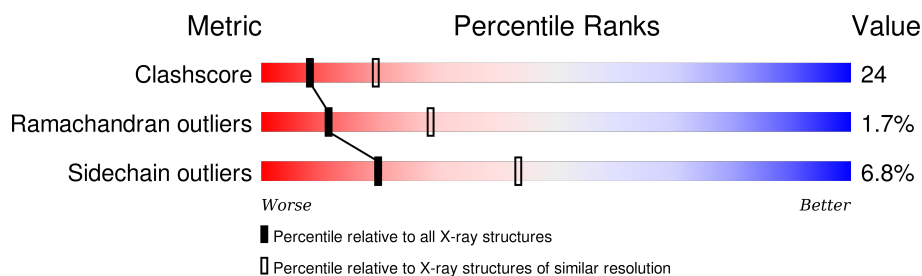
1 Overall quality at a glance

The following experimental techniques were used to determine the structure:

X-RAY DIFFRACTION

The reported resolution of this entry is 2.70 Å.

Percentile scores (ranging between 0-100) for global validation metrics of the entry are shown in the following graphic. The table shows the number of entries on which the scores are based.



Metric	Whole archive (#Entries)	Similar resolution (#Entries, resolution range(Å))
Clashscore	102246	2422 (2.70-2.70)
Ramachandran outliers	100387	2382 (2.70-2.70)
Sidechain outliers	100360	2382 (2.70-2.70)

The table below summarises the geometric issues observed across the polymeric chains and their fit to the electron density. The red, orange, yellow and green segments on the lower bar indicate the fraction of residues that contain outliers for ≥ 3 , 2, 1 and 0 types of geometric quality criteria. A grey segment represents the fraction of residues that are not modelled. The numeric value for each fraction is indicated below the corresponding segment, with a dot representing fractions $\leq 5\%$. The upper red bar (where present) indicates the fraction of residues that have poor fit to the electron density. The numeric value is given above the bar.

Note EDS was not executed.

Mol	Chain	Length	Quality of chain
1	A	179	
1	B	179	
1	C	179	
2	D	258	
2	E	258	
2	F	258	
3	G	259	

Continued on next page...

Continued from previous page...

Mol	Chain	Length	Quality of chain
3	H	259	<div><div></div><div>53%</div><div>39%</div><div>• 5%</div></div>
3	I	259	<div><div></div><div>59%</div><div>32%</div><div>• 5%</div></div>

2 Entry composition

There are 5 unique types of molecules in this entry. The entry contains 15740 atoms, of which 0 are hydrogens and 0 are deuteriums.

In the tables below, the ZeroOcc column contains the number of atoms modelled with zero occupancy, the AltConf column contains the number of residues with at least one atom in alternate conformation and the Trace column contains the number of residues modelled with at most 2 atoms.

- Molecule 1 is a protein called Archaeal exosome RNA binding protein CSL4.

Mol	Chain	Residues	Atoms					ZeroOcc	AltConf	Trace
1	A	179	Total	C	N	O	S	0	0	0
			1371	855	242	266	8			
1	C	179	Total	C	N	O	S	19	0	0
			1371	855	242	266	8			
1	B	179	Total	C	N	O	S	23	0	0
			1371	855	242	266	8			

- Molecule 2 is a protein called Archaeal exosome complex exonuclease RRP41.

Mol	Chain	Residues	Atoms					ZeroOcc	AltConf	Trace
2	E	245	Total	C	N	O	S	0	0	0
			1921	1209	339	360	13			
2	D	245	Total	C	N	O	S	3	0	0
			1921	1209	339	360	13			
2	F	245	Total	C	N	O	S	9	0	0
			1921	1209	339	360	13			

- Molecule 3 is a protein called Archaeal exosome complex exonuclease RRP42.

Mol	Chain	Residues	Atoms					ZeroOcc	AltConf	Trace
3	H	247	Total	C	N	O	S	3	0	0
			1926	1213	320	387	6			
3	G	247	Total	C	N	O	S	21	0	0
			1926	1213	320	387	6			
3	I	247	Total	C	N	O	S	14	0	0
			1926	1213	320	387	6			

- Molecule 4 is ZINC ION (three-letter code: ZN) (formula: Zn).

Mol	Chain	Residues	Atoms		ZeroOcc	AltConf
4	B	1	Total	Zn	0	0
			1	1		

Continued on next page...

Continued from previous page...

Mol	Chain	Residues	Atoms		ZeroOcc	AltConf
4	A	1	Total 1	Zn 1	0	0
4	C	1	Total 1	Zn 1	0	0

- Molecule 5 is water.

Mol	Chain	Residues	Atoms		ZeroOcc	AltConf
5	A	1	Total 1	O 1	0	0
5	C	2	Total 2	O 2	0	0
5	D	9	Total 9	O 9	0	0
5	E	8	Total 8	O 8	0	0
5	F	22	Total 22	O 22	0	0
5	G	5	Total 5	O 5	0	0
5	H	13	Total 13	O 13	0	0
5	I	23	Total 23	O 23	0	0

3 Residue-property plots

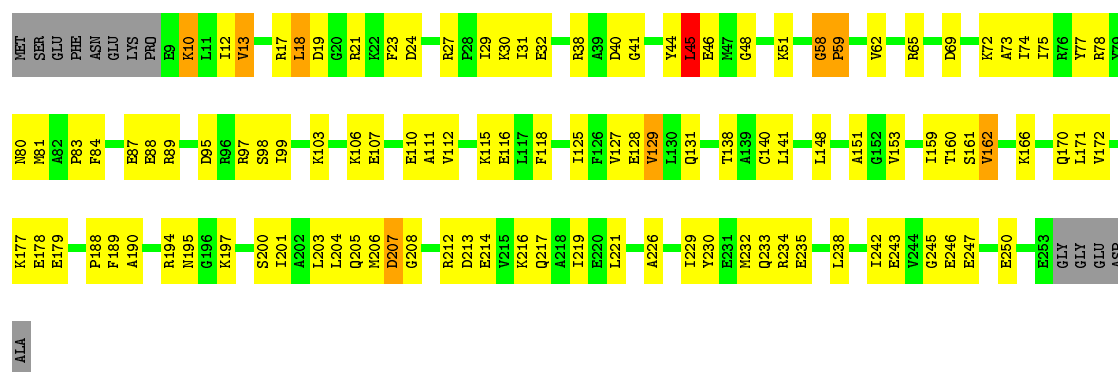
These plots are drawn for all protein, RNA and DNA chains in the entry. The first graphic for a chain summarises the proportions of errors displayed in the second graphic. The second graphic shows the sequence view annotated by issues in geometry and electron density. Residues are color-coded according to the number of geometric quality criteria for which they contain at least one outlier: green = 0, yellow = 1, orange = 2 and red = 3 or more. A red dot above a residue indicates a poor fit to the electron density ($RSRZ > 2$). Stretches of 2 or more consecutive residues without any outlier are shown as a green connector. Residues present in the sample, but not in the model, are shown in grey.

Note EDS was not executed.

- Molecule 1: Archaeal exosome RNA binding protein CSL4

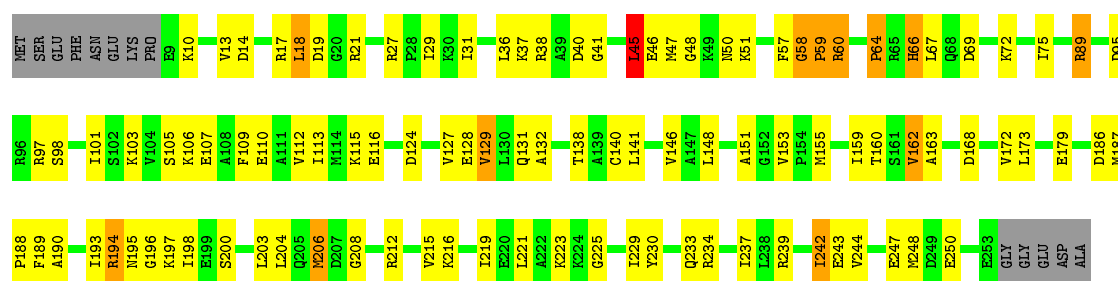


Chain E: 



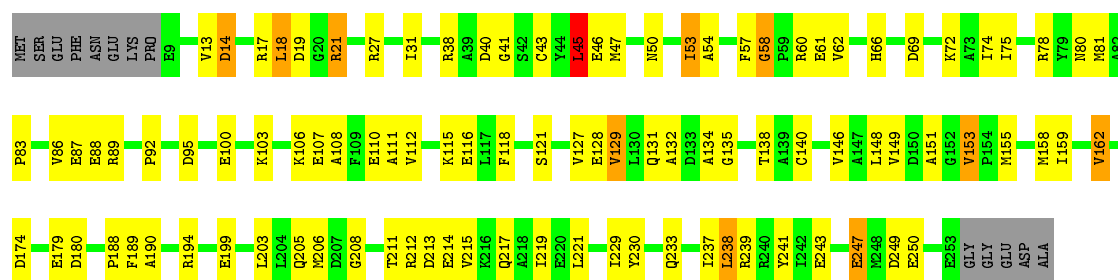
- Molecule 2: Archaeal exosome complex exonuclease RRP41

Chain D: 



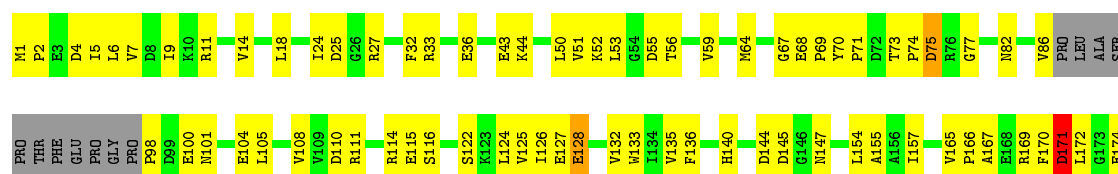
- Molecule 2: Archaeal exosome complex exonuclease RRP41

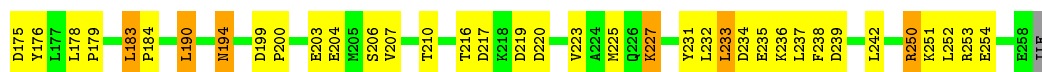
Chain F: 



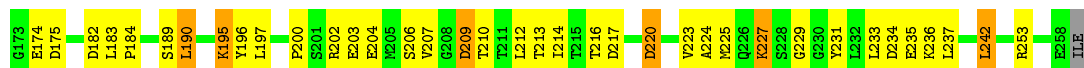
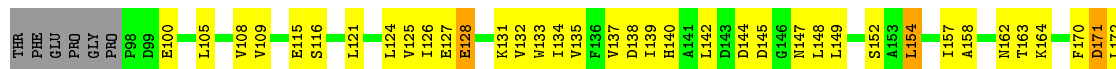
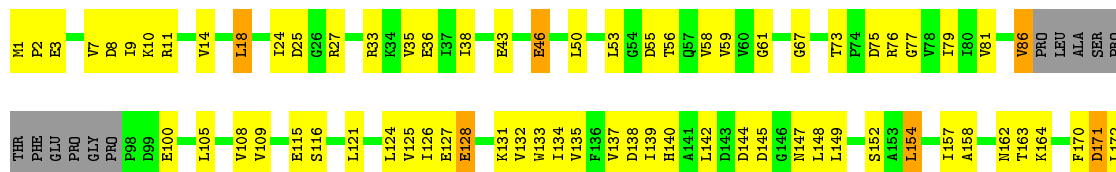
- Molecule 3: Archaeal exosome complex exonuclease RRP42

Chain H: 

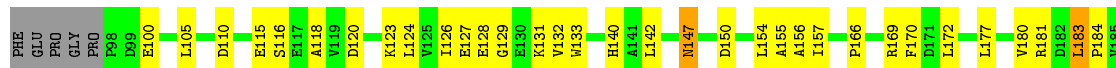
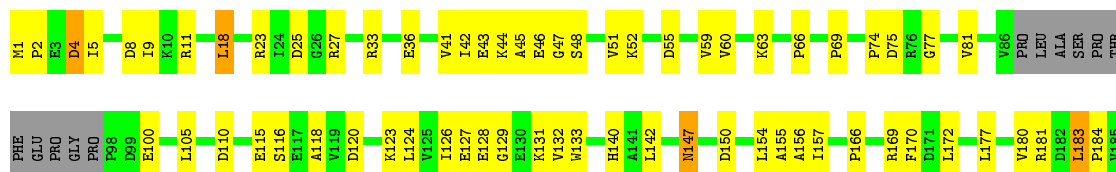




• Molecule 3: Archaeal exosome complex exonuclease RRP42



• Molecule 3: Archaeal exosome complex exonuclease RRP42



4 Data and refinement statistics

Xtriage (Phenix) and EDS were not executed - this section will therefore be incomplete.

Property	Value	Source
Space group	P 43 2 2	Depositor
Cell constants a, b, c, α , β , γ	137.46Å 137.46Å 261.01Å 90.00° 90.00° 90.00°	Depositor
Resolution (Å)	20.00 – 2.70	Depositor
% Data completeness (in resolution range)	(Not available) (20.00-2.70)	Depositor
R_{merge}	(Not available)	Depositor
R_{sym}	0.08	Depositor
Refinement program	CNS 1.1	Depositor
R, R_{free}	0.224 , 0.275	Depositor
Estimated twinning fraction	No twinning to report.	Xtriage
Total number of atoms	15740	wwPDB-VP
Average B, all atoms (Å ²)	66.0	wwPDB-VP

5 Model quality ⓘ

5.1 Standard geometry ⓘ

Bond lengths and bond angles in the following residue types are not validated in this section: ZN

The Z score for a bond length (or angle) is the number of standard deviations the observed value is removed from the expected value. A bond length (or angle) with $|Z| > 5$ is considered an outlier worth inspection. RMSZ is the root-mean-square of all Z scores of the bond lengths (or angles).

Mol	Chain	Bond lengths		Bond angles	
		RMSZ	# Z >5	RMSZ	# Z >5
1	A	0.32	0/1385	0.59	0/1855
1	B	0.27	0/1385	0.56	0/1855
1	C	0.30	0/1385	0.57	0/1855
2	D	0.40	0/1947	0.68	1/2612 (0.0%)
2	E	0.38	0/1947	0.65	1/2612 (0.0%)
2	F	0.42	0/1947	0.69	1/2612 (0.0%)
3	G	0.35	0/1949	0.60	0/2638
3	H	0.39	0/1949	0.66	0/2638
3	I	0.40	0/1949	0.66	0/2638
All	All	0.37	0/15843	0.64	3/21315 (0.0%)

There are no bond length outliers.

All (3) bond angle outliers are listed below:

Mol	Chain	Res	Type	Atoms	Z	Observed(°)	Ideal(°)
2	D	45	LEU	CA-CB-CG	7.16	131.77	115.30
2	F	45	LEU	CA-CB-CG	6.32	129.83	115.30
2	E	45	LEU	CA-CB-CG	5.93	128.94	115.30

There are no chirality outliers.

There are no planarity outliers.

5.2 Too-close contacts ⓘ

In the following table, the Non-H and H(model) columns list the number of non-hydrogen atoms and hydrogen atoms in the chain respectively. The H(added) column lists the number of hydrogen atoms added and optimized by MolProbity. The Clashes column lists the number of clashes within the asymmetric unit, whereas Symm-Clashes lists symmetry related clashes.

Mol	Chain	Non-H	H(model)	H(added)	Clashes	Symm-Clashes
1	A	1371	0	1408	85	0
1	B	1371	0	1409	98	0
1	C	1371	0	1408	81	0
2	D	1921	0	1971	109	0
2	E	1921	0	1971	109	0
2	F	1921	0	1971	79	0
3	G	1926	0	1951	113	0
3	H	1926	0	1951	100	0
3	I	1926	0	1951	93	0
4	A	1	0	0	0	0
4	B	1	0	0	0	0
4	C	1	0	0	0	0
5	A	1	0	0	0	0
5	C	2	0	0	0	0
5	D	9	0	0	1	0
5	E	8	0	0	0	0
5	F	22	0	0	0	0
5	G	5	0	0	0	0
5	H	13	0	0	1	0
5	I	23	0	0	3	0
All	All	15740	0	15991	767	0

The all-atom clashscore is defined as the number of clashes found per 1000 atoms (including hydrogen atoms). The all-atom clashscore for this structure is 24.

All (767) close contacts within the same asymmetric unit are listed below, sorted by their clash magnitude.

Atom-1	Atom-2	Interatomic distance (Å)	Clash overlap (Å)
1:C:117:ILE:HG21	3:H:9:ILE:HD11	1.29	1.09
2:E:112:VAL:HG21	2:E:159:ILE:HD11	1.10	1.05
2:D:31:ILE:HG12	2:D:45:LEU:HD22	1.43	1.00
1:A:119:LYS:HG2	1:A:136:MET:HE1	1.44	0.99
3:G:76:ARG:HH21	3:G:121:LEU:HD12	1.26	0.94
2:E:201:ILE:HG12	3:H:233:LEU:HB3	1.45	0.94
3:G:18:LEU:HD22	3:G:195:LYS:HE3	1.47	0.93
3:I:77:GLY:HA2	3:I:132:VAL:CG1	2.00	0.92
3:I:216:THR:HG22	3:I:253:ARG:HH22	1.33	0.91
3:G:14:VAL:HG22	3:G:24:ILE:HD11	1.51	0.90
3:I:216:THR:CG2	3:I:253:ARG:HH22	1.84	0.89
2:E:112:VAL:HG21	2:E:159:ILE:CD1	2.01	0.89
1:A:119:LYS:HB2	1:A:139:LEU:HD11	1.54	0.89
2:D:127:VAL:HG11	2:D:140:CYS:HB3	1.55	0.88

Continued on next page...

Continued from previous page...

Atom-1	Atom-2	Interatomic distance (Å)	Clash overlap (Å)
3:G:124:LEU:HB3	3:G:133:TRP:HB2	1.57	0.87
1:A:12:SER:HB3	1:A:15:GLU:HG3	1.58	0.85
1:B:170:ILE:H	1:B:170:ILE:HD12	1.41	0.84
2:D:112:VAL:HG21	2:D:159:ILE:HD11	1.60	0.83
3:I:77:GLY:HA2	3:I:132:VAL:HG11	1.60	0.82
2:F:110:GLU:HG2	2:F:115:LYS:NZ	1.95	0.82
1:B:53:PRO:HG2	1:B:87:PRO:HA	1.62	0.81
2:D:148:LEU:HD22	2:D:153:VAL:HG21	1.62	0.81
1:A:64:ARG:HH11	1:A:117:ILE:HD11	1.46	0.80
2:D:131:GLN:HE22	3:I:43:GLU:HG2	1.47	0.80
1:C:64:ARG:HH12	3:H:4:ASP:HB2	1.46	0.80
2:E:201:ILE:HD12	2:E:204:LEU:HB2	1.62	0.80
1:B:65:VAL:HG12	1:B:75:ILE:HG13	1.65	0.79
2:E:31:ILE:HG12	2:E:45:LEU:HD22	1.66	0.78
3:G:77:GLY:HA2	3:G:132:VAL:CG1	2.14	0.78
1:C:118:LEU:HD21	1:C:131:THR:HG21	1.66	0.78
2:F:127:VAL:HG11	2:F:140:CYS:HB3	1.64	0.77
2:E:78:ARG:HH11	3:G:86:VAL:HG13	1.50	0.76
2:D:141:LEU:HD11	2:D:203:LEU:HD13	1.67	0.76
2:E:110:GLU:HG2	2:E:115:LYS:NZ	2.01	0.76
2:E:112:VAL:CG2	2:E:159:ILE:HD11	2.05	0.76
3:H:216:THR:HG21	5:H:270:HOH:O	1.86	0.75
2:D:127:VAL:HG11	2:D:140:CYS:CB	2.17	0.75
2:D:239:ARG:O	2:D:243:GLU:HG3	1.87	0.75
3:I:33:ARG:HD3	3:I:199:ASP:OD1	1.87	0.75
3:I:183:LEU:HD13	3:I:253:ARG:HG3	1.69	0.75
2:F:127:VAL:HG11	2:F:140:CYS:CB	2.16	0.74
1:C:68:LEU:HD13	1:C:109:SER:HA	1.69	0.74
2:D:38:ARG:NH2	3:I:202:ARG:HG2	2.02	0.74
1:C:101:ASP:HA	1:C:132:LYS:HA	1.68	0.74
1:B:139:LEU:HD11	1:B:179:TRP:HB3	1.68	0.74
1:A:4:VAL:HG13	1:A:8:ASP:HB2	1.70	0.74
3:I:46:GLU:HG2	3:I:166:PRO:HD3	1.70	0.73
1:B:90:ARG:NH1	3:G:2:PRO:HB2	2.04	0.73
3:I:69:PRO:HB3	3:I:132:VAL:HG21	1.71	0.73
2:E:95:ASP:O	2:E:99:ILE:HG12	1.89	0.73
2:F:31:ILE:HG12	2:F:45:LEU:HD22	1.69	0.73
2:F:128:GLU:HG2	3:H:140:HIS:CE1	2.24	0.73
3:I:157:ILE:HD13	3:I:184:PRO:HD2	1.71	0.72
2:D:17:ARG:HD2	2:D:179:GLU:OE1	1.89	0.72
1:B:65:VAL:HG11	1:B:112:VAL:CG1	2.19	0.72

Continued on next page...

Continued from previous page...

Atom-1	Atom-2	Interatomic distance (Å)	Clash overlap (Å)
1:A:97:VAL:HG22	1:A:108:ILE:HG13	1.71	0.72
1:C:72:ILE:HG23	1:C:94:ILE:HG23	1.72	0.72
2:F:131:GLN:NE2	3:H:44:LYS:H	1.89	0.71
1:B:131:THR:HB	1:B:169:LYS:NZ	2.05	0.71
1:B:158:LYS:HG3	1:B:165:VAL:HG22	1.73	0.70
2:F:230:TYR:HA	2:F:233:GLN:HE21	1.57	0.70
3:G:115:GLU:HB2	3:G:223:VAL:HG13	1.74	0.70
1:C:90:ARG:NH1	3:H:2:PRO:HB2	2.07	0.69
1:C:36:LYS:HD2	1:C:38:ILE:HD11	1.74	0.69
1:A:87:PRO:HG2	1:A:90:ARG:HG2	1.74	0.69
2:F:190:ALA:HB3	2:F:203:LEU:HB3	1.75	0.69
3:H:124:LEU:HB3	3:H:133:TRP:HB2	1.75	0.69
2:E:247:GLU:O	2:E:250:GLU:HB3	1.93	0.68
3:H:172:LEU:N	3:H:172:LEU:HD12	2.09	0.68
3:I:126:ILE:HB	3:I:131:LYS:HB3	1.75	0.68
2:E:45:LEU:HD13	2:E:46:GLU:N	2.09	0.68
2:E:170:GLN:HE21	2:E:170:GLN:HA	1.59	0.68
1:B:87:PRO:HG2	1:B:90:ARG:HG2	1.75	0.68
2:D:106:LYS:HE2	2:D:110:GLU:OE2	1.94	0.68
1:C:119:LYS:HB2	1:C:139:LEU:HD11	1.73	0.68
2:F:103:LYS:HD2	3:I:100:GLU:CG	2.24	0.68
2:E:103:LYS:HD2	3:H:100:GLU:CG	2.24	0.68
1:B:99:ASN:HA	1:B:132:LYS:HE2	1.76	0.67
1:A:111:ALA:O	1:A:168:ARG:HB2	1.93	0.67
1:C:173:ASP:HA	1:C:176:LYS:HD2	1.75	0.67
1:C:53:PRO:HB3	1:C:83:GLU:OE2	1.94	0.67
2:F:19:ASP:OD2	2:F:21:ARG:HD3	1.95	0.66
3:H:183:LEU:HD13	3:H:253:ARG:HG3	1.76	0.66
2:D:103:LYS:HD2	3:G:100:GLU:HG2	1.78	0.66
3:H:126:ILE:HD13	3:H:172:LEU:HD21	1.77	0.66
3:H:227:LYS:NZ	3:H:231:TYR:O	2.29	0.66
3:G:76:ARG:HH21	3:G:121:LEU:CD1	2.06	0.66
1:A:87:PRO:HG2	1:A:90:ARG:CG	2.26	0.66
2:F:31:ILE:HG12	2:F:45:LEU:CD2	2.25	0.66
1:A:34:ALA:HB3	1:A:49:ILE:HD12	1.76	0.66
3:H:116:SER:OG	3:H:184:PRO:HG3	1.96	0.66
1:B:87:PRO:HG2	1:B:90:ARG:CG	2.26	0.66
3:H:77:GLY:HA2	3:H:132:VAL:CG1	2.26	0.66
1:C:64:ARG:NH1	3:H:4:ASP:HB2	2.11	0.65
3:G:126:ILE:HG22	3:G:127:GLU:HG3	1.79	0.65
2:F:110:GLU:HG2	2:F:115:LYS:HZ2	1.61	0.65

Continued on next page...

Continued from previous page...

Atom-1	Atom-2	Interatomic distance (Å)	Clash overlap (Å)
1:C:118:LEU:HD23	1:C:119:LYS:N	2.10	0.65
3:I:212:LEU:HD23	3:I:227:LYS:HB3	1.77	0.65
3:G:190:LEU:HD23	3:G:210:THR:O	1.96	0.65
1:B:131:THR:HG23	1:B:136:MET:HB2	1.77	0.65
3:H:14:VAL:HG22	3:H:24:ILE:HD11	1.78	0.65
2:D:230:TYR:HA	2:D:233:GLN:HE21	1.61	0.65
3:G:214:ILE:HG12	3:G:225:MET:HE2	1.78	0.65
1:C:75:ILE:HD12	1:C:129:LEU:HD12	1.78	0.65
2:E:213:ASP:O	2:E:217:GLN:HG3	1.97	0.64
1:C:61:VAL:HG12	1:C:62:LEU:N	2.13	0.64
3:G:209:ASP:OD2	3:G:209:ASP:N	2.26	0.64
3:I:74:PRO:O	3:I:75:ASP:HB3	1.96	0.64
3:I:214:ILE:HG12	3:I:225:MET:HE3	1.79	0.64
1:C:119:LYS:HG2	1:C:136:MET:HE1	1.80	0.64
2:D:215:VAL:O	2:D:219:ILE:HD12	1.97	0.64
2:F:162:VAL:HG22	2:F:229:ILE:HD12	1.79	0.64
2:E:201:ILE:HD11	3:H:233:LEU:HD12	1.78	0.64
2:D:146:VAL:HG13	2:D:237:ILE:CD1	2.27	0.64
2:F:211:THR:OG1	2:F:214:GLU:HG3	1.98	0.64
2:E:188:PRO:HG2	2:E:205:GLN:HB2	1.78	0.64
3:I:116:SER:OG	3:I:184:PRO:HG3	1.99	0.63
1:B:131:THR:HB	1:B:169:LYS:HZ2	1.61	0.63
3:I:147:ASN:ND2	3:I:150:ASP:H	1.96	0.63
1:C:90:ARG:HH12	3:H:2:PRO:HB2	1.61	0.63
1:C:168:ARG:O	1:C:170:ILE:HG13	1.97	0.63
1:C:117:ILE:HG21	3:H:9:ILE:CD1	2.19	0.63
2:F:110:GLU:HG2	2:F:115:LYS:HZ3	1.62	0.63
3:I:126:ILE:HD12	3:I:172:LEU:HD23	1.81	0.63
1:A:49:ILE:H	1:A:49:ILE:HD13	1.64	0.63
2:E:189:PHE:CE2	2:E:219:ILE:HD13	2.34	0.63
2:E:127:VAL:HG11	2:E:140:CYS:CB	2.29	0.63
3:I:41:VAL:C	3:I:42:ILE:HD12	2.18	0.63
1:A:117:ILE:HG21	3:I:9:ILE:HD11	1.80	0.63
1:C:55:ILE:HB	1:C:89:ASN:HD21	1.64	0.63
2:E:201:ILE:CG1	3:H:233:LEU:HB3	2.24	0.62
3:G:170:PHE:HB2	3:G:172:LEU:HD13	1.79	0.62
2:D:103:LYS:HD2	3:G:100:GLU:CG	2.29	0.62
3:I:43:GLU:CD	3:I:43:GLU:H	2.01	0.62
2:F:81:MET:HA	2:F:129:VAL:HG13	1.80	0.62
1:A:2:ARG:NH2	1:A:38:ILE:HD13	2.13	0.62
2:E:81:MET:HA	2:E:129:VAL:HG13	1.82	0.62

Continued on next page...

Continued from previous page...

Atom-1	Atom-2	Interatomic distance (Å)	Clash overlap (Å)
2:E:141:LEU:HD11	2:E:203:LEU:HD13	1.82	0.62
2:D:128:GLU:HG2	3:I:140:HIS:CE1	2.35	0.62
1:B:85:ARG:HH12	2:E:58:GLY:HA3	1.64	0.62
1:C:61:VAL:CG1	1:C:77:VAL:HG13	2.29	0.62
3:G:212:LEU:HD23	3:G:227:LYS:HB3	1.81	0.61
1:B:118:LEU:HD23	1:B:119:LYS:N	2.14	0.61
2:E:243:GLU:O	2:E:247:GLU:HB2	2.00	0.61
1:C:119:LYS:HE2	1:C:136:MET:CE	2.31	0.61
2:F:213:ASP:O	2:F:217:GLN:HG3	1.99	0.61
2:E:19:ASP:OD2	2:E:21:ARG:HG3	2.00	0.61
2:D:242:ILE:HD13	2:D:242:ILE:N	2.14	0.61
2:F:127:VAL:HG11	2:F:140:CYS:SG	2.40	0.61
1:C:119:LYS:HE3	1:C:179:TRP:OXT	2.00	0.61
3:H:216:THR:CG2	3:H:220:ASP:HA	2.31	0.61
1:C:65:VAL:HG21	1:C:112:VAL:CG1	2.31	0.61
1:C:59:ASP:OD1	1:C:80:LYS:HE3	2.01	0.61
2:F:132:ALA:O	3:H:44:LYS:HE3	2.00	0.61
3:G:115:GLU:CB	3:G:223:VAL:HG13	2.31	0.61
2:D:173:LEU:HD21	2:D:225:GLY:HA3	1.82	0.61
2:E:162:VAL:HG22	2:E:229:ILE:HD12	1.82	0.61
2:D:206:MET:HG2	3:G:225:MET:HG3	1.83	0.61
2:E:194:ARG:O	2:E:195:ASN:HB3	1.99	0.61
2:E:81:MET:HG2	2:E:129:VAL:CG1	2.32	0.60
1:C:66:VAL:CG2	1:C:76:GLU:HB2	2.31	0.60
1:A:125:ASP:O	1:A:126:ASN:HB2	2.01	0.60
3:G:116:SER:OG	3:G:184:PRO:HG3	2.01	0.60
1:B:112:VAL:HG12	1:B:113:GLY:N	2.17	0.60
2:D:146:VAL:HG13	2:D:237:ILE:HD11	1.83	0.60
3:H:33:ARG:HD3	3:H:199:ASP:OD1	2.02	0.60
3:I:120:ASP:HA	3:I:181:ARG:NH2	2.15	0.60
2:E:128:GLU:HG2	3:G:140:HIS:CE1	2.36	0.60
2:F:189:PHE:CE2	2:F:219:ILE:HD13	2.37	0.60
1:A:111:ALA:HA	1:A:168:ARG:HA	1.84	0.60
1:A:22:VAL:HG13	1:A:30:PHE:O	2.02	0.60
1:B:38:ILE:HD11	1:B:47:GLU:OE2	2.02	0.60
2:E:131:GLN:HE22	3:G:43:GLU:H	1.50	0.59
1:A:61:VAL:CG1	1:A:77:VAL:HG13	2.32	0.59
3:I:25:ASP:OD2	3:I:27:ARG:HD3	2.01	0.59
1:A:119:LYS:HE3	1:A:179:TRP:OXT	2.03	0.59
1:A:168:ARG:O	1:A:170:ILE:HG13	2.02	0.59
2:E:127:VAL:HG11	2:E:140:CYS:HB3	1.83	0.59

Continued on next page...

Continued from previous page...

Atom-1	Atom-2	Interatomic distance (Å)	Clash overlap (Å)
2:F:57:PHE:O	2:F:58:GLY:O	2.21	0.59
2:D:132:ALA:O	3:I:44:LYS:HE3	2.02	0.59
1:C:119:LYS:HB2	1:C:139:LEU:CD1	2.32	0.59
3:I:5:ILE:H	3:I:5:ILE:HD12	1.67	0.59
1:B:131:THR:HG23	1:B:136:MET:CB	2.33	0.59
2:D:45:LEU:HD13	2:D:46:GLU:N	2.18	0.59
2:E:106:LYS:HE2	2:E:110:GLU:OE2	2.03	0.59
2:F:131:GLN:HE21	3:H:44:LYS:H	1.50	0.59
2:E:212:ARG:HG2	3:H:242:LEU:CD1	2.33	0.59
2:F:17:ARG:HD2	2:F:179:GLU:OE1	2.02	0.59
3:G:214:ILE:HD13	3:G:242:LEU:HD23	1.84	0.59
3:G:183:LEU:HD13	3:G:253:ARG:HG3	1.84	0.59
2:E:190:ALA:HB3	2:E:203:LEU:HB3	1.85	0.59
2:E:87:GLU:HG2	2:E:177:LYS:NZ	2.18	0.59
2:D:31:ILE:HG12	2:D:45:LEU:CD2	2.26	0.58
2:E:216:LYS:HE3	3:H:239:ASP:OD1	2.03	0.58
3:G:115:GLU:HB2	3:G:223:VAL:CG1	2.33	0.58
1:B:61:VAL:HG21	1:B:77:VAL:CG1	2.33	0.58
2:D:13:VAL:HG23	2:D:13:VAL:O	2.03	0.58
2:E:78:ARG:NH2	2:E:80:ASN:HB2	2.17	0.58
2:D:75:ILE:O	2:D:106:LYS:HD2	2.03	0.58
2:F:41:GLY:HA3	2:F:151:ALA:HB2	1.85	0.58
3:I:196:TYR:C	3:I:197:LEU:HD12	2.24	0.58
3:G:38:ILE:N	3:G:38:ILE:HD12	2.19	0.58
1:C:85:ARG:HH11	2:F:58:GLY:HA3	1.68	0.58
3:G:79:ILE:HG12	3:G:135:VAL:HB	1.86	0.58
1:B:139:LEU:CD1	1:B:179:TRP:HB3	2.34	0.58
3:G:36:GLU:HG2	3:G:38:ILE:HD11	1.84	0.58
3:G:131:LYS:O	3:G:132:VAL:HG23	2.03	0.58
2:E:110:GLU:HG2	2:E:115:LYS:HZ2	1.69	0.58
1:C:146:CYS:SG	1:C:162:CYS:HB3	2.44	0.58
1:A:97:VAL:HA	1:A:100:VAL:HG23	1.86	0.57
1:B:53:PRO:HG3	1:B:85:ARG:O	2.03	0.57
2:D:57:PHE:O	2:D:58:GLY:O	2.21	0.57
2:D:109:PHE:HB3	2:D:113:ILE:HD13	1.85	0.57
2:F:78:ARG:NH2	2:F:80:ASN:HB2	2.18	0.57
2:E:40:ASP:OD2	2:E:58:GLY:N	2.38	0.57
3:G:77:GLY:HA2	3:G:132:VAL:HG11	1.87	0.57
3:I:242:LEU:O	3:I:246:ILE:HG12	2.05	0.57
2:D:38:ARG:CZ	3:I:202:ARG:HG2	2.34	0.57
2:E:81:MET:HG2	2:E:129:VAL:HG11	1.86	0.57

Continued on next page...

Continued from previous page...

Atom-1	Atom-2	Interatomic distance (Å)	Clash overlap (Å)
3:G:35:VAL:HG22	3:G:53:LEU:HD13	1.87	0.57
2:F:127:VAL:CG1	2:F:140:CYS:SG	2.92	0.56
1:C:82:GLY:O	1:C:83:GLU:HG3	2.05	0.56
2:D:198:ILE:HD12	2:D:223:LYS:HB3	1.85	0.56
1:A:119:LYS:HE2	1:A:136:MET:CE	2.35	0.56
1:C:61:VAL:HG11	1:C:77:VAL:HG13	1.86	0.56
1:A:30:PHE:CE2	2:D:194:ARG:HD2	2.40	0.56
2:E:166:LYS:HZ1	2:E:214:GLU:CD	2.08	0.56
1:A:61:VAL:HG13	1:A:77:VAL:HG13	1.87	0.56
1:C:73:ALA:HB3	1:C:95:LEU:HB3	1.88	0.56
2:F:106:LYS:HE2	2:F:110:GLU:OE2	2.05	0.56
2:D:17:ARG:CZ	2:D:172:VAL:HB	2.35	0.56
1:B:85:ARG:NH1	2:E:58:GLY:HA3	2.21	0.56
1:C:112:VAL:HG12	1:C:113:GLY:H	1.71	0.56
1:B:53:PRO:HG2	1:B:87:PRO:CA	2.33	0.56
1:C:61:VAL:HG12	1:C:62:LEU:H	1.69	0.56
1:A:85:ARG:HH11	2:D:59:PRO:HD2	1.70	0.56
1:A:155:ASP:O	1:A:156:ILE:HD13	2.05	0.56
2:E:17:ARG:HD2	2:E:179:GLU:OE1	2.05	0.56
3:G:234:ASP:OD1	3:G:236:LYS:HB3	2.06	0.56
1:C:117:ILE:HD13	1:C:140:ARG:HD2	1.87	0.55
2:F:46:GLU:HA	2:F:50:ASN:O	2.06	0.55
3:G:24:ILE:HD13	3:G:203:GLU:OE2	2.05	0.55
1:B:59:ASP:OD1	1:B:80:LYS:NZ	2.39	0.55
3:H:55:ASP:HB2	3:H:145:ASP:OD1	2.06	0.55
3:I:18:LEU:HD22	3:I:195:LYS:HE3	1.89	0.55
2:E:125:ILE:CD1	2:E:148:LEU:HD21	2.37	0.55
3:H:64:MET:HG2	3:H:135:VAL:HG22	1.88	0.55
1:B:65:VAL:HG23	1:B:65:VAL:O	2.06	0.55
3:G:77:GLY:HA2	3:G:132:VAL:HG13	1.88	0.55
1:C:87:PRO:HG2	1:C:90:ARG:HG3	1.88	0.55
3:H:77:GLY:HA2	3:H:132:VAL:HG11	1.86	0.55
2:E:10:LYS:HE3	2:E:12:ILE:O	2.07	0.55
2:E:103:LYS:O	2:E:107:GLU:HG3	2.05	0.55
1:A:92:ILE:HD12	1:A:92:ILE:N	2.22	0.55
1:A:59:ASP:CG	1:A:80:LYS:HE3	2.27	0.55
2:D:190:ALA:HB3	2:D:203:LEU:HB3	1.89	0.55
1:C:114:TYR:O	1:C:115:LEU:HB2	2.05	0.55
2:E:78:ARG:HH11	3:G:86:VAL:CG1	2.18	0.55
3:H:219:ASP:O	3:H:220:ASP:HB2	2.07	0.55
3:G:1:MET:N	3:G:2:PRO:HD2	2.22	0.55

Continued on next page...

Continued from previous page...

Atom-1	Atom-2	Interatomic distance (Å)	Clash overlap (Å)
1:A:100:VAL:O	1:A:131:THR:HB	2.07	0.55
3:H:225:MET:HE1	3:H:238:PHE:CZ	2.41	0.55
2:F:103:LYS:HD2	3:I:100:GLU:HG3	1.88	0.55
2:D:204:LEU:HB3	3:G:227:LYS:HG2	1.87	0.55
1:C:65:VAL:HG21	1:C:112:VAL:HG12	1.87	0.55
2:F:13:VAL:HG23	2:F:13:VAL:O	2.07	0.55
2:D:97:ARG:O	2:D:101:ILE:HG12	2.07	0.55
2:E:41:GLY:HA3	2:E:151:ALA:HB2	1.89	0.54
1:B:111:ALA:HB1	1:B:169:LYS:HD3	1.89	0.54
2:F:40:ASP:HB2	2:F:58:GLY:H	1.72	0.54
2:D:27:ARG:HD2	2:D:48:GLY:HA3	1.88	0.54
3:I:177:LEU:N	3:I:177:LEU:HD12	2.22	0.54
2:D:29:ILE:CD1	2:D:229:ILE:HD13	2.37	0.54
2:F:128:GLU:HG2	3:H:140:HIS:NE2	2.21	0.54
3:H:25:ASP:OD2	3:H:27:ARG:HD3	2.07	0.54
1:B:156:ILE:HD12	1:B:156:ILE:N	2.21	0.54
2:F:118:PHE:O	2:F:121:SER:HB2	2.07	0.54
1:B:159:CYS:SG	1:B:162:CYS:SG	3.05	0.54
1:B:143:CYS:HA	1:B:166:GLU:OE1	2.07	0.54
1:B:55:ILE:HD11	1:B:87:PRO:HG3	1.89	0.54
1:C:81:LYS:HB2	1:C:179:TRP:CZ3	2.42	0.54
1:B:100:VAL:HG22	1:B:169:LYS:CD	2.37	0.54
1:B:74:LEU:C	1:B:75:ILE:HD12	2.28	0.54
2:F:189:PHE:CZ	2:F:219:ILE:HD13	2.43	0.54
2:D:138:THR:HG21	2:D:162:VAL:HA	1.89	0.54
2:F:89:ARG:HD2	3:H:136:PHE:CD2	2.42	0.54
1:B:52:ILE:HD13	2:E:59:PRO:HG3	1.89	0.54
1:B:112:VAL:HG12	1:B:113:GLY:H	1.72	0.54
1:B:55:ILE:CD1	1:B:80:LYS:HB2	2.38	0.54
1:B:69:ARG:HB2	1:B:72:ILE:HG23	1.90	0.54
1:C:101:ASP:HA	1:C:132:LYS:CA	2.37	0.54
2:D:17:ARG:HD3	2:D:172:VAL:HG11	1.90	0.54
1:B:99:ASN:HA	1:B:132:LYS:CE	2.38	0.54
1:C:156:ILE:HG21	1:C:165:VAL:HB	1.90	0.54
3:I:124:LEU:HB3	3:I:133:TRP:HB2	1.89	0.54
2:D:95:ASP:H	2:D:98:SER:HB2	1.73	0.54
1:B:118:LEU:HD21	1:B:120:ALA:HB2	1.90	0.53
2:E:242:ILE:O	2:E:246:GLU:HG2	2.08	0.53
1:B:117:ILE:HG21	3:G:9:ILE:HD11	1.90	0.53
3:I:60:VAL:HG11	3:I:156:ALA:HA	1.89	0.53
2:E:29:ILE:HB	2:E:232:MET:SD	2.48	0.53

Continued on next page...

Continued from previous page...

Atom-1	Atom-2	Interatomic distance (Å)	Clash overlap (Å)
3:G:197:LEU:HD12	3:G:197:LEU:N	2.23	0.53
1:C:23:TYR:OH	2:F:194:ARG:HD3	2.09	0.53
3:H:67:GLY:O	3:H:69:PRO:HD3	2.09	0.53
3:H:194:ASN:O	3:H:237:LEU:HD12	2.09	0.53
2:F:188:PRO:HG2	2:F:205:GLN:HB2	1.91	0.53
2:E:201:ILE:O	2:E:201:ILE:HG13	2.09	0.53
3:I:127:GLU:O	3:I:129:GLY:N	2.41	0.53
3:H:71:PRO:O	3:H:74:PRO:HD3	2.09	0.53
2:E:110:GLU:HG2	2:E:115:LYS:HZ3	1.73	0.53
3:H:216:THR:HG23	3:H:220:ASP:HA	1.91	0.53
2:E:103:LYS:HD2	3:H:100:GLU:HG3	1.91	0.53
3:G:10:LYS:HD2	3:G:203:GLU:CD	2.29	0.53
3:G:183:LEU:HD13	3:G:253:ARG:CG	2.39	0.53
2:F:13:VAL:O	2:F:14:ASP:HB2	2.08	0.53
1:A:73:ALA:HB2	1:A:108:ILE:HD13	1.91	0.52
1:A:87:PRO:O	1:A:90:ARG:HG3	2.09	0.52
1:B:61:VAL:HG21	1:B:77:VAL:HG13	1.90	0.52
2:F:212:ARG:HG2	3:I:242:LEU:HD13	1.90	0.52
2:F:78:ARG:HH11	3:H:86:VAL:HG13	1.73	0.52
2:D:153:VAL:O	2:D:155:MET:HG3	2.10	0.52
3:I:194:ASN:O	3:I:237:LEU:HD12	2.09	0.52
3:G:59:VAL:CG2	3:G:142:LEU:HD11	2.39	0.52
3:G:10:LYS:HD2	3:G:203:GLU:CG	2.40	0.52
1:B:119:LYS:HD2	1:B:179:TRP:HB2	1.92	0.52
2:E:189:PHE:HE2	2:E:219:ILE:HD13	1.74	0.52
1:A:23:TYR:OH	2:D:194:ARG:HD3	2.09	0.52
3:H:251:LYS:O	3:H:254:GLU:HG2	2.09	0.52
2:D:127:VAL:CG1	2:D:140:CYS:SG	2.98	0.52
1:B:156:ILE:HG22	1:B:166:GLU:O	2.10	0.52
3:G:196:TYR:C	3:G:197:LEU:HD12	2.30	0.52
2:F:53:ILE:HD13	2:F:54:ALA:N	2.24	0.52
2:F:239:ARG:O	2:F:243:GLU:HG3	2.09	0.52
3:I:203:GLU:HG2	5:I:261:HOH:O	2.09	0.52
1:A:123:ILE:HG12	1:A:130:SER:HB2	1.92	0.52
1:B:75:ILE:HD12	1:B:75:ILE:N	2.24	0.52
3:H:183:LEU:HD13	3:H:253:ARG:CG	2.40	0.52
1:C:102:GLU:OE1	1:C:102:GLU:HA	2.09	0.52
3:H:104:GLU:O	3:H:108:VAL:HG23	2.10	0.52
2:D:131:GLN:HE21	3:I:44:LYS:H	1.56	0.51
1:A:49:ILE:N	1:A:49:ILE:HD13	2.23	0.51
2:E:19:ASP:CG	2:E:21:ARG:HG3	2.30	0.51

Continued on next page...

Continued from previous page...

Atom-1	Atom-2	Interatomic distance (Å)	Clash overlap (Å)
2:E:17:ARG:CZ	2:E:172:VAL:HB	2.40	0.51
2:D:19:ASP:OD2	2:D:21:ARG:HG3	2.10	0.51
1:A:131:THR:HG22	1:A:169:LYS:NZ	2.26	0.51
3:G:50:LEU:HD12	3:G:58:VAL:O	2.09	0.51
1:B:5:MET:CE	2:E:234:ARG:HA	2.40	0.51
1:A:119:LYS:HB2	1:A:139:LEU:CD1	2.33	0.51
3:I:47:GLY:O	3:I:48:SER:HB3	2.10	0.51
3:H:50:LEU:HD13	3:H:59:VAL:CG2	2.40	0.51
1:C:79:SER:OG	3:H:6:LEU:HD11	2.09	0.51
3:H:1:MET:N	3:H:2:PRO:HD2	2.26	0.51
3:G:164:LYS:HE2	3:G:175:ASP:OD2	2.10	0.51
3:G:216:THR:CG2	3:G:220:ASP:HA	2.41	0.51
3:H:24:ILE:HD13	3:H:203:GLU:OE2	2.11	0.51
2:E:201:ILE:CD1	3:H:233:LEU:HD12	2.41	0.51
3:I:197:LEU:HD12	3:I:197:LEU:N	2.26	0.51
3:H:234:ASP:OD1	3:H:236:LYS:HB3	2.11	0.51
2:E:23:PHE:CE2	2:E:24:ASP:HB3	2.46	0.51
2:D:153:VAL:O	2:D:153:VAL:HG23	2.11	0.51
2:F:215:VAL:O	2:F:219:ILE:HG12	2.11	0.51
3:G:154:LEU:O	3:G:157:ILE:HG22	2.11	0.51
1:B:65:VAL:HG21	1:B:113:GLY:O	2.11	0.50
1:B:97:VAL:HG23	1:B:98:SER:N	2.27	0.50
1:B:158:LYS:HG2	1:B:159:CYS:N	2.26	0.50
1:A:117:ILE:HG23	3:I:5:ILE:HG23	1.94	0.50
3:H:166:PRO:O	3:H:170:PHE:HD2	1.94	0.50
3:G:105:LEU:C	3:G:105:LEU:HD23	2.32	0.50
1:B:68:LEU:HD11	1:B:113:GLY:O	2.11	0.50
1:C:87:PRO:HG2	1:C:90:ARG:CG	2.42	0.50
3:H:5:ILE:HD12	3:H:5:ILE:N	2.26	0.50
2:D:17:ARG:NH2	2:D:172:VAL:HB	2.27	0.50
2:E:69:ASP:HB3	2:E:72:LYS:O	2.12	0.50
3:I:1:MET:O	3:I:4:ASP:HB2	2.11	0.50
1:C:57:LYS:HE3	1:C:123:ILE:O	2.12	0.50
3:G:7:VAL:HG13	3:G:206:SER:HB2	1.94	0.50
2:E:138:THR:HG22	2:E:161:SER:OG	2.11	0.50
2:E:230:TYR:HA	2:E:233:GLN:HE21	1.76	0.50
3:I:203:GLU:HG3	5:I:270:HOH:O	2.11	0.50
1:A:65:VAL:HG21	1:A:112:VAL:HG13	1.94	0.49
1:A:131:THR:HG22	1:A:131:THR:O	2.12	0.49
3:H:170:PHE:O	3:H:171:ASP:HB2	2.12	0.49
3:I:126:ILE:HD12	3:I:172:LEU:CD2	2.41	0.49

Continued on next page...

Continued from previous page...

Atom-1	Atom-2	Interatomic distance (Å)	Clash overlap (Å)
2:E:131:GLN:HE22	3:G:43:GLU:N	2.10	0.49
2:D:40:ASP:OD2	2:D:58:GLY:N	2.46	0.49
3:H:237:LEU:HD23	3:H:237:LEU:C	2.33	0.49
2:D:148:LEU:HD22	2:D:153:VAL:CG2	2.37	0.49
2:F:21:ARG:NH1	2:F:174:ASP:HB3	2.28	0.49
3:I:120:ASP:OD2	3:I:123:LYS:HG3	2.11	0.49
2:D:69:ASP:HB3	2:D:72:LYS:O	2.13	0.49
3:I:43:GLU:C	3:I:45:ALA:H	2.15	0.49
1:A:131:THR:CG2	1:A:169:LYS:HG3	2.42	0.49
1:A:131:THR:HG22	1:A:169:LYS:HZ2	1.78	0.49
1:B:100:VAL:HG22	1:B:169:LYS:HD3	1.95	0.49
3:G:59:VAL:HG23	3:G:142:LEU:HD11	1.93	0.49
3:G:202:ARG:HD3	3:G:202:ARG:O	2.11	0.49
3:H:7:VAL:HG13	3:H:206:SER:HB2	1.94	0.49
3:H:178:LEU:HD12	3:H:179:PRO:HD2	1.94	0.49
1:B:48:SER:C	1:B:50:SER:H	2.15	0.49
2:D:127:VAL:HG12	2:D:140:CYS:SG	2.53	0.49
1:C:147:LYS:HG3	2:E:116:GLU:HB3	1.94	0.49
3:I:77:GLY:HA2	3:I:132:VAL:HG12	1.90	0.49
1:B:85:ARG:NH2	2:E:151:ALA:O	2.45	0.49
3:G:144:ASP:HB2	3:G:148:LEU:HD11	1.93	0.49
3:I:59:VAL:CG2	3:I:142:LEU:HD11	2.42	0.49
3:G:67:GLY:HA3	3:G:134:ILE:CD1	2.43	0.49
3:I:216:THR:CG2	3:I:253:ARG:NH2	2.66	0.48
1:A:4:VAL:HG11	1:A:31:ALA:HB2	1.94	0.48
2:E:111:ALA:HB1	3:H:232:LEU:HG	1.95	0.48
1:B:56:VAL:HG12	1:B:57:LYS:N	2.28	0.48
3:H:194:ASN:C	3:H:237:LEU:HD12	2.33	0.48
1:A:146:CYS:O	1:A:147:LYS:HB2	2.13	0.48
1:A:73:ALA:HB3	1:A:95:LEU:HB3	1.95	0.48
1:C:136:MET:HE2	1:C:136:MET:HA	1.96	0.48
3:H:14:VAL:CG2	3:H:24:ILE:HD11	2.42	0.48
1:B:173:ASP:HA	1:B:176:LYS:HD2	1.96	0.48
3:H:190:LEU:HB2	3:H:200:PRO:HB3	1.94	0.48
1:B:58:GLY:O	1:B:121:ARG:NH2	2.47	0.48
3:G:125:VAL:HA	3:G:132:VAL:HG22	1.94	0.48
1:C:118:LEU:HD23	1:C:119:LYS:H	1.79	0.48
2:F:194:ARG:HB2	2:F:199:GLU:HG3	1.95	0.48
1:B:142:LEU:HD23	1:B:149:GLU:HA	1.96	0.48
3:H:11:ARG:HG3	3:H:207:VAL:HA	1.96	0.48
2:F:111:ALA:HB1	3:I:232:LEU:HG	1.94	0.48

Continued on next page...

Continued from previous page...

Atom-1	Atom-2	Interatomic distance (Å)	Clash overlap (Å)
2:D:45:LEU:HD11	2:D:47:MET:HG3	1.94	0.48
1:A:71:SER:HA	1:A:97:VAL:CG2	2.44	0.48
1:C:112:VAL:HG12	1:C:113:GLY:N	2.29	0.48
2:D:116:GLU:CD	2:D:116:GLU:H	2.16	0.48
3:I:183:LEU:HD13	3:I:253:ARG:CG	2.42	0.48
3:G:170:PHE:O	3:G:171:ASP:HB2	2.14	0.48
3:I:126:ILE:HB	3:I:131:LYS:O	2.14	0.48
1:C:156:ILE:CG2	1:C:165:VAL:HB	2.44	0.48
3:G:76:ARG:NH2	3:G:121:LEU:HD12	2.10	0.47
2:D:206:MET:HG3	3:G:225:MET:N	2.29	0.47
2:F:78:ARG:NH1	3:H:86:VAL:HG13	2.29	0.47
1:A:65:VAL:HG21	1:A:112:VAL:CG1	2.43	0.47
1:A:53:PRO:HB3	1:A:83:GLU:OE1	2.13	0.47
2:E:103:LYS:HD2	3:H:100:GLU:HG2	1.95	0.47
2:D:206:MET:HG3	3:G:224:ALA:HA	1.97	0.47
2:D:89:ARG:HB2	3:I:63:LYS:CB	2.45	0.47
1:B:90:ARG:HH12	3:G:2:PRO:HB2	1.78	0.47
2:E:75:ILE:O	2:E:106:LYS:HD2	2.14	0.47
1:B:8:ASP:OD2	2:E:234:ARG:NH2	2.46	0.47
3:G:139:ILE:HD13	3:G:152:SER:HB3	1.96	0.47
2:D:160:THR:O	2:D:190:ALA:HA	2.14	0.47
3:G:216:THR:HG22	3:G:217:ASP:N	2.28	0.47
1:B:131:THR:CB	1:B:169:LYS:HZ1	2.28	0.47
2:F:103:LYS:HD2	3:I:100:GLU:HG2	1.96	0.47
3:I:120:ASP:HA	3:I:181:ARG:HH21	1.79	0.47
2:E:212:ARG:HG2	3:H:242:LEU:HD11	1.96	0.47
3:G:145:ASP:C	3:G:202:ARG:HB2	2.35	0.47
3:G:237:LEU:HD23	3:G:237:LEU:O	2.14	0.47
3:I:118:ALA:O	3:I:180:VAL:HA	2.14	0.47
1:B:87:PRO:HG2	1:B:90:ARG:HG3	1.96	0.47
1:B:55:ILE:HD13	1:B:80:LYS:HB2	1.95	0.47
2:D:129:VAL:HG21	2:D:132:ALA:HB2	1.96	0.47
1:C:9:ARG:HH11	1:C:11:GLY:HA2	1.78	0.47
1:B:126:ASN:N	1:B:126:ASN:HD22	2.11	0.47
2:E:188:PRO:HD2	2:E:205:GLN:O	2.15	0.47
2:F:95:ASP:OD2	2:F:95:ASP:N	2.48	0.47
3:H:127:GLU:O	3:H:128:GLU:C	2.53	0.47
3:H:210:THR:CG2	3:H:231:TYR:HB3	2.45	0.47
1:B:8:ASP:CG	2:E:234:ARG:HH22	2.17	0.47
3:I:186:SER:HA	3:I:215:THR:HA	1.97	0.47
3:H:74:PRO:O	3:H:75:ASP:HB2	2.14	0.47

Continued on next page...

Continued from previous page...

Atom-1	Atom-2	Interatomic distance (Å)	Clash overlap (Å)
3:G:25:ASP:OD2	3:G:27:ARG:HD3	2.13	0.47
3:H:167:ALA:N	3:H:175:ASP:OD1	2.48	0.47
1:B:131:THR:HB	1:B:169:LYS:HZ1	1.78	0.46
1:A:48:SER:O	1:A:51:PRO:HD3	2.15	0.46
2:F:208:GLY:H	3:I:115:GLU:HG3	1.80	0.46
1:A:49:ILE:H	1:A:49:ILE:CD1	2.26	0.46
3:G:242:LEU:O	3:G:242:LEU:HD22	2.16	0.46
3:H:25:ASP:OD2	3:H:27:ARG:CD	2.62	0.46
1:A:55:ILE:HD13	1:A:77:VAL:HG11	1.95	0.46
2:E:125:ILE:HD11	2:E:148:LEU:HD21	1.96	0.46
3:I:237:LEU:C	3:I:237:LEU:HD23	2.36	0.46
2:D:163:ALA:HA	2:D:188:PRO:HA	1.97	0.46
1:A:97:VAL:HA	1:A:100:VAL:CG2	2.45	0.46
1:A:90:ARG:NH1	3:I:2:PRO:HB2	2.30	0.46
3:G:190:LEU:HB2	3:G:200:PRO:HB3	1.96	0.46
2:F:78:ARG:HH22	2:F:80:ASN:CG	2.19	0.46
1:B:4:VAL:HG11	1:B:31:ALA:HB2	1.97	0.46
3:G:237:LEU:C	3:G:237:LEU:HD23	2.36	0.46
1:B:128:ARG:HH21	1:B:128:ARG:HG3	1.80	0.46
2:D:51:LYS:HE3	3:I:43:GLU:OE2	2.16	0.46
1:B:98:SER:O	1:B:132:LYS:NZ	2.48	0.46
2:D:109:PHE:HB3	2:D:113:ILE:CD1	2.45	0.46
3:H:5:ILE:HD12	3:H:5:ILE:H	1.81	0.46
1:A:173:ASP:HA	1:A:176:LYS:HD2	1.97	0.46
3:G:149:LEU:HD21	3:G:213:THR:HG21	1.97	0.46
2:F:110:GLU:O	2:F:115:LYS:HE2	2.16	0.46
1:B:52:ILE:HG12	1:B:85:ARG:NH2	2.30	0.46
1:C:65:VAL:HG21	1:C:112:VAL:HG11	1.97	0.46
1:B:61:VAL:CG2	1:B:77:VAL:HG13	2.46	0.46
3:I:105:LEU:HD23	3:I:105:LEU:C	2.36	0.46
3:H:110:ASP:OD1	3:H:114:ARG:NH2	2.48	0.46
3:H:43:GLU:H	3:H:43:GLU:CD	2.18	0.46
2:D:212:ARG:HG2	3:G:242:LEU:CD1	2.45	0.46
3:I:147:ASN:HD21	3:I:150:ASP:H	1.63	0.46
1:C:119:LYS:HG2	1:C:136:MET:CE	2.43	0.46
1:C:120:ALA:HB3	1:C:129:LEU:HD22	1.98	0.46
2:E:131:GLN:NE2	3:G:43:GLU:H	2.11	0.46
1:C:22:VAL:HG13	1:C:30:PHE:O	2.15	0.46
2:D:131:GLN:NE2	3:I:44:LYS:H	2.14	0.46
2:E:190:ALA:CB	2:E:203:LEU:HB3	2.46	0.46
2:F:38:ARG:HG3	3:H:144:ASP:O	2.16	0.46

Continued on next page...

Continued from previous page...

Atom-1	Atom-2	Interatomic distance (Å)	Clash overlap (Å)
3:I:11:ARG:HG3	3:I:207:VAL:HA	1.98	0.46
3:G:10:LYS:O	3:G:14:VAL:HG23	2.15	0.46
1:C:119:LYS:HE2	1:C:136:MET:HE1	1.97	0.46
2:D:95:ASP:HB3	2:D:98:SER:H	1.81	0.46
2:E:207:ASP:OD2	3:H:111:ARG:HG2	2.16	0.46
2:F:106:LYS:HB3	2:F:106:LYS:NZ	2.30	0.45
2:D:103:LYS:NZ	2:D:107:GLU:OE2	2.49	0.45
3:I:59:VAL:HG23	3:I:142:LEU:CD1	2.46	0.45
1:B:148:THR:HG22	1:B:149:GLU:N	2.31	0.45
1:B:123:ILE:O	1:B:128:ARG:HB3	2.15	0.45
2:E:197:LYS:O	2:E:197:LYS:HG3	2.15	0.45
2:F:148:LEU:O	2:F:153:VAL:HG13	2.16	0.45
3:I:23:ARG:HA	5:I:260:HOH:O	2.16	0.45
1:A:114:TYR:O	1:A:115:LEU:HB2	2.15	0.45
2:E:83:PRO:HG2	3:G:138:ASP:CB	2.46	0.45
1:A:64:ARG:NH1	3:I:8:ASP:OD1	2.49	0.45
3:H:216:THR:CG2	3:H:217:ASP:N	2.80	0.45
2:D:64:PRO:HB2	2:D:66:HIS:CD2	2.52	0.45
2:D:41:GLY:HA3	2:D:151:ALA:HB2	1.98	0.45
3:G:81:VAL:HG22	3:G:137:VAL:HB	1.99	0.45
1:B:97:VAL:HG12	1:B:108:ILE:CD1	2.46	0.45
2:F:203:LEU:HD23	2:F:203:LEU:C	2.37	0.45
2:E:170:GLN:HE21	2:E:170:GLN:CA	2.23	0.45
2:E:170:GLN:HA	2:E:170:GLN:NE2	2.30	0.45
2:D:216:LYS:HA	2:D:219:ILE:HD13	1.99	0.45
3:G:53:LEU:O	3:G:56:THR:HB	2.17	0.45
1:A:5:MET:HG3	2:D:234:ARG:HG3	1.99	0.45
2:E:84:PHE:CD1	3:G:61:GLY:HA3	2.51	0.45
1:A:118:LEU:CD1	1:A:138:VAL:HG22	2.46	0.45
1:C:117:ILE:N	1:C:117:ILE:HD12	2.32	0.45
1:C:55:ILE:HD11	1:C:87:PRO:HG3	1.98	0.45
2:D:206:MET:CG	3:G:225:MET:HG3	2.46	0.45
1:A:35:GLY:HA3	1:A:47:GLU:O	2.17	0.45
2:D:29:ILE:HD13	2:D:229:ILE:HD13	1.98	0.45
1:B:55:ILE:HG22	1:B:122:VAL:HG21	1.99	0.45
1:A:4:VAL:HG13	1:A:8:ASP:CB	2.44	0.45
3:I:1:MET:N	3:I:2:PRO:HD2	2.32	0.45
3:G:59:VAL:HG23	3:G:142:LEU:CD1	2.46	0.45
3:I:190:LEU:HB2	3:I:200:PRO:HB3	1.99	0.45
3:I:157:ILE:CD1	3:I:184:PRO:HD2	2.45	0.45
3:G:75:ASP:OD2	3:G:125:VAL:HG21	2.17	0.45

Continued on next page...

Continued from previous page...

Atom-1	Atom-2	Interatomic distance (Å)	Clash overlap (Å)
1:A:157:LEU:HD12	1:A:168:ARG:HD2	1.98	0.45
1:C:168:ARG:HB3	1:C:168:ARG:HE	1.63	0.45
3:I:237:LEU:O	3:I:237:LEU:HD23	2.16	0.45
3:H:32:PHE:CE2	3:H:252:LEU:HD11	2.51	0.45
3:G:172:LEU:HD12	3:G:172:LEU:N	2.31	0.44
2:E:219:ILE:HG21	3:H:235:GLU:OE2	2.17	0.44
1:A:36:LYS:HD2	1:A:38:ILE:HD11	1.98	0.44
2:E:10:LYS:HG2	2:E:13:VAL:HG13	1.99	0.44
2:F:21:ARG:CZ	2:F:27:ARG:HG3	2.47	0.44
3:I:196:TYR:CD1	3:I:196:TYR:C	2.90	0.44
3:I:81:VAL:HB	3:I:110:ASP:HB2	1.98	0.44
2:D:18:LEU:HB2	5:D:261:HOH:O	2.18	0.44
1:B:170:ILE:N	1:B:170:ILE:HD12	2.21	0.44
2:F:74:ILE:HG12	2:F:121:SER:O	2.17	0.44
1:B:55:ILE:CG2	1:B:122:VAL:HG21	2.48	0.44
2:D:208:GLY:H	3:G:115:GLU:HG3	1.81	0.44
1:C:53:PRO:HG2	1:C:87:PRO:HA	2.00	0.44
1:C:66:VAL:O	1:C:114:TYR:HE1	2.00	0.44
1:B:143:CYS:SG	1:B:144:SER:N	2.90	0.44
3:I:115:GLU:HB2	3:I:223:VAL:HG13	1.98	0.44
1:C:84:ASN:N	1:C:84:ASN:HD22	2.15	0.44
3:H:220:ASP:OD2	3:H:250:ARG:NH2	2.51	0.44
2:E:131:GLN:NE2	3:G:43:GLU:N	2.66	0.44
3:G:105:LEU:O	3:G:105:LEU:HD23	2.18	0.44
1:A:143:CYS:O	1:A:147:LYS:HA	2.18	0.44
2:E:73:ALA:HB2	2:E:118:PHE:O	2.18	0.44
1:A:10:ILE:N	1:A:10:ILE:HD12	2.33	0.44
2:D:131:GLN:NE2	3:I:43:GLU:HG2	2.25	0.44
2:D:110:GLU:HG2	2:D:115:LYS:NZ	2.33	0.44
2:E:44:TYR:OH	2:E:51:LYS:HD3	2.18	0.44
3:I:36:GLU:HB3	3:I:52:LYS:HB2	1.99	0.44
1:A:69:ARG:O	1:A:70:ASN:C	2.55	0.44
1:C:61:VAL:CG1	1:C:62:LEU:N	2.79	0.44
1:B:139:LEU:HD23	1:B:139:LEU:O	2.17	0.44
1:A:34:ALA:HB3	1:A:49:ILE:CD1	2.44	0.44
3:H:73:THR:O	3:H:75:ASP:N	2.48	0.44
3:H:165:VAL:HG21	3:H:176:TYR:CE2	2.52	0.44
2:F:146:VAL:HG13	2:F:237:ILE:HD11	1.99	0.44
2:E:208:GLY:HA2	3:H:115:GLU:OE1	2.18	0.44
2:F:74:ILE:C	2:F:75:ILE:HD12	2.38	0.44
1:A:62:LEU:CD2	3:I:5:ILE:HG22	2.47	0.44

Continued on next page...

Continued from previous page...

Atom-1	Atom-2	Interatomic distance (Å)	Clash overlap (Å)
3:H:216:THR:HG21	3:H:220:ASP:HA	2.00	0.44
2:D:243:GLU:O	2:D:247:GLU:HB2	2.18	0.44
2:E:128:GLU:CD	3:G:140:HIS:NE2	2.71	0.44
1:A:96:HIS:CE1	1:A:128:ARG:HH12	2.35	0.44
2:D:89:ARG:O	2:D:89:ARG:HD3	2.18	0.44
1:C:41:ASP:O	1:C:42:ARG:HB2	2.17	0.44
2:F:107:GLU:CD	3:I:229:GLY:H	2.20	0.44
1:B:65:VAL:HA	1:B:75:ILE:HA	2.00	0.43
1:B:100:VAL:HG13	1:B:101:ASP:N	2.33	0.43
2:D:13:VAL:O	2:D:14:ASP:HB2	2.18	0.43
2:F:112:VAL:HG12	2:F:155:MET:HB3	1.99	0.43
2:D:189:PHE:HA	2:D:203:LEU:O	2.17	0.43
2:E:203:LEU:C	2:E:203:LEU:HD23	2.37	0.43
2:E:17:ARG:CD	2:E:179:GLU:OE1	2.66	0.43
1:B:95:LEU:HD23	1:B:96:HIS:O	2.18	0.43
1:C:75:ILE:HD13	1:C:118:LEU:HD13	1.99	0.43
1:C:118:LEU:HD21	1:C:131:THR:CG2	2.41	0.43
3:H:216:THR:HG22	3:H:217:ASP:O	2.17	0.43
1:A:85:ARG:HH11	2:D:58:GLY:HA3	1.83	0.43
2:D:109:PHE:O	2:D:113:ILE:HD13	2.17	0.43
1:C:71:SER:O	1:C:97:VAL:HG22	2.18	0.43
2:D:248:MET:C	2:D:250:GLU:H	2.22	0.43
1:B:41:ASP:C	1:B:43:VAL:H	2.21	0.43
3:H:36:GLU:HB3	3:H:52:LYS:HB2	1.99	0.43
3:H:122:SER:O	3:H:125:VAL:HG23	2.18	0.43
3:I:216:THR:HG23	3:I:253:ARG:HH22	1.73	0.43
3:H:216:THR:O	3:H:253:ARG:NH2	2.52	0.43
2:E:212:ARG:HG2	3:H:242:LEU:HD12	2.00	0.43
1:C:62:LEU:HD22	1:C:179:TRP:CE2	2.54	0.43
1:A:95:LEU:HD13	1:A:112:VAL:HG21	2.01	0.43
3:I:126:ILE:HD11	3:I:133:TRP:CD1	2.53	0.43
2:E:81:MET:HE1	2:E:97:ARG:NH2	2.34	0.43
3:H:27:ARG:NH1	3:H:199:ASP:HB3	2.33	0.43
2:D:60:ARG:HD2	2:D:124:ASP:OD1	2.19	0.43
2:E:10:LYS:CG	2:E:13:VAL:HG13	2.48	0.43
1:C:128:ARG:HG3	1:C:128:ARG:HH21	1.82	0.43
2:D:212:ARG:HG2	3:G:242:LEU:HD13	1.99	0.43
3:I:5:ILE:N	3:I:5:ILE:HD12	2.30	0.43
3:H:50:LEU:HD13	3:H:59:VAL:HG23	2.00	0.43
2:D:64:PRO:HG2	2:D:67:LEU:HD12	2.01	0.43
3:H:51:VAL:CG2	3:H:155:ALA:HB2	2.48	0.43

Continued on next page...

Continued from previous page...

Atom-1	Atom-2	Interatomic distance (Å)	Clash overlap (Å)
2:F:238:LEU:O	2:F:241:TYR:HB3	2.19	0.43
2:D:187:MET:HG2	2:D:189:PHE:CE1	2.54	0.43
2:E:77:TYR:HB3	2:E:106:LYS:HB2	2.01	0.43
1:A:53:PRO:HG2	1:A:87:PRO:HA	2.00	0.43
2:D:216:LYS:HA	2:D:219:ILE:CD1	2.49	0.43
2:D:10:LYS:HG2	2:D:168:ASP:OD1	2.18	0.43
2:D:29:ILE:HA	2:D:46:GLU:O	2.18	0.43
1:A:64:ARG:HH11	1:A:117:ILE:CD1	2.25	0.43
1:B:65:VAL:HG12	1:B:75:ILE:CG1	2.40	0.43
2:D:105:SER:OG	2:D:141:LEU:HD21	2.18	0.43
2:D:107:GLU:CD	3:G:229:GLY:H	2.22	0.43
3:G:46:GLU:O	3:G:163:THR:HA	2.19	0.43
2:D:244:VAL:O	2:D:248:MET:HG3	2.19	0.42
2:F:108:ALA:O	2:F:159:ILE:HD11	2.19	0.42
1:A:106:LYS:O	1:A:107:GLU:HB2	2.18	0.42
3:G:133:TRP:CZ2	3:G:172:LEU:HD22	2.53	0.42
1:C:61:VAL:CG1	1:C:62:LEU:H	2.32	0.42
1:B:23:TYR:OH	2:E:194:ARG:NH2	2.53	0.42
2:D:58:GLY:O	2:D:60:ARG:HG2	2.19	0.42
2:D:195:ASN:O	2:D:197:LYS:N	2.52	0.42
2:E:95:ASP:H	2:E:98:SER:HB2	1.85	0.42
1:B:100:VAL:O	1:B:169:LYS:CE	2.67	0.42
1:B:99:ASN:HA	1:B:132:LYS:NZ	2.34	0.42
3:G:204:GLU:O	3:G:207:VAL:HG23	2.19	0.42
2:E:204:LEU:HD23	2:E:204:LEU:C	2.40	0.42
2:D:115:LYS:H	2:D:115:LYS:HG2	1.65	0.42
2:E:87:GLU:H	2:E:87:GLU:CD	2.23	0.42
2:F:75:ILE:N	2:F:75:ILE:HD12	2.35	0.42
1:A:131:THR:HG21	1:A:169:LYS:HG3	2.01	0.42
2:D:219:ILE:HG21	3:G:235:GLU:OE2	2.19	0.42
1:C:9:ARG:HG3	1:C:30:PHE:CE2	2.54	0.42
3:H:105:LEU:C	3:H:105:LEU:HD23	2.40	0.42
2:D:37:LYS:HE2	2:D:38:ARG:HH11	1.84	0.42
1:A:108:ILE:C	1:A:110:GLU:H	2.23	0.42
2:E:27:ARG:HD2	2:E:48:GLY:HA3	2.02	0.42
1:C:59:ASP:O	1:C:122:VAL:HG23	2.20	0.42
1:B:119:LYS:O	1:B:119:LYS:HG2	2.20	0.42
1:C:111:ALA:O	1:C:168:ARG:HB2	2.20	0.42
3:G:202:ARG:C	3:G:202:ARG:HD3	2.40	0.42
1:A:61:VAL:HG11	1:A:77:VAL:HG13	2.01	0.42
3:G:55:ASP:HB2	3:G:145:ASP:OD1	2.19	0.42

Continued on next page...

Continued from previous page...

Atom-1	Atom-2	Interatomic distance (Å)	Clash overlap (Å)
1:B:173:ASP:O	1:B:176:LYS:HB2	2.19	0.42
1:A:72:ILE:CD1	1:A:94:ILE:HG23	2.50	0.42
1:A:56:VAL:HG22	1:A:59:ASP:OD1	2.19	0.42
1:B:4:VAL:O	1:B:34:ALA:HA	2.20	0.42
3:I:25:ASP:CG	3:I:27:ARG:HD3	2.40	0.41
3:G:197:LEU:N	3:G:197:LEU:CD1	2.83	0.41
2:D:19:ASP:CG	2:D:21:ARG:HG3	2.41	0.41
2:F:83:PRO:HG3	2:F:92:PRO:HB3	2.00	0.41
1:B:100:VAL:O	1:B:131:THR:O	2.38	0.41
2:E:245:GLY:C	2:E:247:GLU:H	2.23	0.41
3:G:33:ARG:NH1	3:G:145:ASP:O	2.53	0.41
1:C:151:VAL:HG12	1:C:152:ARG:N	2.34	0.41
2:F:135:GLY:O	2:F:138:THR:HB	2.20	0.41
2:D:190:ALA:CB	2:D:203:LEU:HB3	2.51	0.41
1:A:68:LEU:HD22	1:A:108:ILE:CG2	2.49	0.41
1:B:97:VAL:O	1:B:100:VAL:HG12	2.20	0.41
1:B:100:VAL:O	1:B:169:LYS:NZ	2.51	0.41
1:C:95:LEU:HD21	1:C:99:ASN:O	2.20	0.41
3:G:50:LEU:HD13	3:G:59:VAL:CG2	2.49	0.41
2:E:88:GLU:O	2:E:89:ARG:C	2.58	0.41
3:H:98:PRO:N	3:H:101:ASN:HD22	2.18	0.41
1:A:135:GLU:OE1	1:A:136:MET:HE3	2.21	0.41
3:H:157:ILE:HD13	3:H:184:PRO:HD2	2.02	0.41
3:G:227:LYS:NZ	3:G:231:TYR:O	2.54	0.41
3:I:181:ARG:HE	3:I:181:ARG:HB3	1.74	0.41
1:C:162:CYS:SG	1:C:164:ARG:HB3	2.61	0.41
1:B:117:ILE:HD11	3:G:8:ASP:CB	2.50	0.41
3:I:247:ASN:OD1	3:I:250:ARG:NH1	2.53	0.41
3:I:51:VAL:CG2	3:I:155:ALA:HB2	2.50	0.41
3:G:108:VAL:O	3:G:109:VAL:C	2.57	0.41
2:D:131:GLN:HE22	3:I:43:GLU:CG	2.24	0.41
1:B:65:VAL:HA	1:B:74:LEU:O	2.20	0.41
1:B:117:ILE:HD11	3:G:8:ASP:HB2	2.02	0.41
3:G:8:ASP:O	3:G:11:ARG:HB3	2.19	0.41
3:G:216:THR:CG2	3:G:217:ASP:N	2.83	0.41
3:H:200:PRO:HA	3:H:204:GLU:OE2	2.21	0.41
1:B:126:ASN:ND2	1:B:126:ASN:N	2.68	0.41
1:A:9:ARG:CZ	1:A:28:GLU:OE2	2.68	0.41
3:H:53:LEU:O	3:H:56:THR:HB	2.21	0.41
3:G:1:MET:N	3:G:2:PRO:CD	2.82	0.41
1:B:72:ILE:C	1:B:72:ILE:HD13	2.41	0.41

Continued on next page...

Continued from previous page...

Atom-1	Atom-2	Interatomic distance (Å)	Clash overlap (Å)
1:A:123:ILE:HD11	1:A:128:ARG:HG3	2.03	0.41
3:I:66:PRO:HD2	3:I:170:PHE:CE2	2.55	0.41
2:F:127:VAL:HG12	2:F:140:CYS:SG	2.60	0.41
1:A:156:ILE:HG21	1:A:165:VAL:CG1	2.50	0.41
3:G:25:ASP:OD2	3:G:27:ARG:CD	2.68	0.41
1:C:96:HIS:CD2	1:C:97:VAL:HG23	2.56	0.41
2:F:149:VAL:HG21	2:F:158:MET:SD	2.60	0.41
2:D:112:VAL:CG2	2:D:159:ILE:HD11	2.40	0.41
2:F:129:VAL:HG21	2:F:132:ALA:HB2	2.03	0.41
2:D:212:ARG:NH1	2:D:216:LYS:NZ	2.69	0.41
3:G:154:LEU:HA	3:G:154:LEU:HD12	1.86	0.41
2:F:134:ALA:HB1	2:F:180:ASP:OD2	2.21	0.41
2:F:62:VAL:O	2:F:62:VAL:HG13	2.20	0.41
1:A:7:GLY:N	1:A:31:ALA:O	2.47	0.41
3:H:172:LEU:N	3:H:172:LEU:CD1	2.78	0.41
2:E:194:ARG:O	2:E:195:ASN:CB	2.67	0.41
2:E:29:ILE:CG2	2:E:30:LYS:N	2.83	0.41
3:H:70:TYR:HB2	3:H:73:THR:OG1	2.21	0.41
3:G:216:THR:HG21	3:G:220:ASP:HA	2.02	0.41
2:F:69:ASP:HB3	2:F:72:LYS:O	2.21	0.41
2:F:86:VAL:HG23	2:F:88:GLU:O	2.21	0.41
2:E:62:VAL:O	2:E:62:VAL:HG13	2.20	0.41
2:F:247:GLU:O	2:F:250:GLU:HB3	2.21	0.41
2:E:160:THR:HG21	2:E:226:ALA:O	2.21	0.41
1:A:152:ARG:HH22	1:A:172:THR:HA	1.85	0.41
1:C:80:LYS:O	1:C:81:LYS:C	2.59	0.41
3:I:157:ILE:HG12	3:I:183:LEU:HD23	2.03	0.40
3:G:14:VAL:CG2	3:G:24:ILE:HD11	2.37	0.40
1:B:158:LYS:HG2	1:B:159:CYS:H	1.86	0.40
1:C:55:ILE:HB	1:C:89:ASN:ND2	2.33	0.40
1:C:166:GLU:OE1	1:C:168:ARG:NH2	2.54	0.40
3:G:182:ASP:OD2	3:G:183:LEU:N	2.54	0.40
1:A:118:LEU:HD12	1:A:138:VAL:HA	2.03	0.40
3:G:127:GLU:O	3:G:128:GLU:C	2.59	0.40
2:D:160:THR:OG1	2:D:193:ILE:HD12	2.21	0.40
2:F:190:ALA:CB	2:F:203:LEU:HB3	2.49	0.40
2:E:38:ARG:NH1	3:G:145:ASP:OD2	2.48	0.40
1:B:160:PRO:HG2	1:B:161:GLU:H	1.85	0.40
3:G:158:ALA:O	3:G:162:ASN:ND2	2.54	0.40
3:G:126:ILE:HD13	3:G:172:LEU:HD21	2.03	0.40
1:A:111:ALA:HA	1:A:168:ARG:CA	2.51	0.40

Continued on next page...

Continued from previous page...

Atom-1	Atom-2	Interatomic distance (Å)	Clash overlap (Å)
3:H:33:ARG:CD	3:H:199:ASP:OD1	2.69	0.40
2:D:36:LEU:HD22	3:I:142:LEU:O	2.20	0.40
2:D:47:MET:O	2:D:50:ASN:HB2	2.21	0.40
2:D:46:GLU:HA	2:D:50:ASN:O	2.21	0.40
2:F:75:ILE:O	2:F:106:LYS:HD2	2.21	0.40
2:D:153:VAL:O	2:D:153:VAL:CG2	2.69	0.40
2:F:17:ARG:O	2:F:19:ASP:N	2.54	0.40
3:H:225:MET:HE1	3:H:238:PHE:HZ	1.84	0.40
3:H:43:GLU:OE1	3:H:43:GLU:N	2.41	0.40
1:B:95:LEU:HD23	1:B:95:LEU:C	2.42	0.40
3:G:73:THR:CB	3:G:76:ARG:HD3	2.51	0.40
2:D:37:LYS:HD2	3:I:55:ASP:OD1	2.21	0.40
2:E:170:GLN:CA	2:E:170:GLN:NE2	2.85	0.40
2:E:81:MET:CE	2:E:97:ARG:NH2	2.85	0.40
2:E:74:ILE:O	2:E:74:ILE:HG13	2.17	0.40

There are no symmetry-related clashes.

5.3 Torsion angles [i](#)

5.3.1 Protein backbone [i](#)

In the following table, the Percentiles column shows the percent Ramachandran outliers of the chain as a percentile score with respect to all X-ray entries followed by that with respect to entries of similar resolution.

The Analysed column shows the number of residues for which the backbone conformation was analysed, and the total number of residues.

Mol	Chain	Analysed	Favoured	Allowed	Outliers	Percentiles	
1	A	177/179 (99%)	159 (90%)	15 (8%)	3 (2%)	11	29
1	B	177/179 (99%)	143 (81%)	26 (15%)	8 (4%)	3	6
1	C	177/179 (99%)	154 (87%)	22 (12%)	1 (1%)	30	59
2	D	243/258 (94%)	227 (93%)	11 (4%)	5 (2%)	9	23
2	E	243/258 (94%)	223 (92%)	15 (6%)	5 (2%)	9	23
2	F	243/258 (94%)	233 (96%)	8 (3%)	2 (1%)	24	51
3	G	243/259 (94%)	219 (90%)	22 (9%)	2 (1%)	24	51
3	H	243/259 (94%)	224 (92%)	14 (6%)	5 (2%)	9	23

Continued on next page...

Continued from previous page...

Mol	Chain	Analysed	Favoured	Allowed	Outliers	Percentiles	
3	I	243/259 (94%)	228 (94%)	13 (5%)	2 (1%)	24	51
All	All	1989/2088 (95%)	1810 (91%)	146 (7%)	33 (2%)	11	29

All (33) Ramachandran outliers are listed below:

Mol	Chain	Res	Type
1	B	108	ILE
1	B	112	VAL
2	E	58	GLY
2	D	58	GLY
2	F	58	GLY
3	H	75	ASP
3	H	171	ASP
3	G	174	GLU
3	I	128	GLU
1	A	132	LYS
1	C	124	GLY
1	B	71	SER
1	B	169	LYS
2	E	18	LEU
2	E	65	ARG
2	D	196	GLY
2	F	18	LEU
3	H	128	GLU
1	A	70	ASN
1	B	70	ASN
2	E	10	LYS
2	E	59	PRO
2	D	89	ARG
1	A	169	LYS
3	H	169	ARG
3	G	128	GLU
3	I	169	ARG
3	H	174	GLU
1	B	123	ILE
1	B	160	PRO
2	D	59	PRO
2	D	64	PRO
1	B	49	ILE

5.3.2 Protein sidechains ⓘ

In the following table, the Percentiles column shows the percent sidechain outliers of the chain as a percentile score with respect to all X-ray entries followed by that with respect to entries of similar resolution.

The Analysed column shows the number of residues for which the sidechain conformation was analysed, and the total number of residues.

Mol	Chain	Analysed	Rotameric	Outliers	Percentiles	
1	A	149/149 (100%)	141 (95%)	8 (5%)	27	56
1	B	149/149 (100%)	138 (93%)	11 (7%)	17	39
1	C	149/149 (100%)	139 (93%)	10 (7%)	20	44
2	D	204/214 (95%)	192 (94%)	12 (6%)	24	51
2	E	204/214 (95%)	189 (93%)	15 (7%)	17	39
2	F	204/214 (95%)	183 (90%)	21 (10%)	9	20
3	G	217/227 (96%)	202 (93%)	15 (7%)	19	43
3	H	217/227 (96%)	204 (94%)	13 (6%)	24	50
3	I	217/227 (96%)	205 (94%)	12 (6%)	27	55
All	All	1710/1770 (97%)	1593 (93%)	117 (7%)	20	43

All (117) residues with a non-rotameric sidechain are listed below:

Mol	Chain	Res	Type
1	A	37	LEU
1	A	49	ILE
1	A	72	ILE
1	A	95	LEU
1	A	108	ILE
1	A	125	ASP
1	A	151	VAL
1	A	169	LYS
1	C	95	LEU
1	C	97	VAL
1	C	104	TYR
1	C	105	VAL
1	C	108	ILE
1	C	132	LYS
1	C	140	ARG
1	C	146	CYS
1	C	161	GLU
1	C	162	CYS

Continued on next page...

Continued from previous page...

Mol	Chain	Res	Type
1	B	2	ARG
1	B	37	LEU
1	B	61	VAL
1	B	72	ILE
1	B	85	ARG
1	B	94	ILE
1	B	108	ILE
1	B	125	ASP
1	B	128	ARG
1	B	156	ILE
1	B	170	ILE
2	E	13	VAL
2	E	18	LEU
2	E	32	GLU
2	E	45	LEU
2	E	129	VAL
2	E	153	VAL
2	E	162	VAL
2	E	171	LEU
2	E	178	GLU
2	E	200	SER
2	E	206	MET
2	E	207	ASP
2	E	221	LEU
2	E	235	GLU
2	E	238	LEU
2	D	18	LEU
2	D	45	LEU
2	D	60	ARG
2	D	66	HIS
2	D	129	VAL
2	D	162	VAL
2	D	186	ASP
2	D	194	ARG
2	D	200	SER
2	D	206	MET
2	D	221	LEU
2	D	242	ILE
2	F	14	ASP
2	F	18	LEU
2	F	21	ARG
2	F	43	CYS

Continued on next page...

Continued from previous page...

Mol	Chain	Res	Type
2	F	45	LEU
2	F	47	MET
2	F	53	ILE
2	F	60	ARG
2	F	61	GLU
2	F	66	HIS
2	F	87	GLU
2	F	100	GLU
2	F	116	GLU
2	F	129	VAL
2	F	153	VAL
2	F	162	VAL
2	F	206	MET
2	F	221	LEU
2	F	238	LEU
2	F	247	GLU
2	F	249	ASP
3	H	18	LEU
3	H	68	GLU
3	H	82	ASN
3	H	147	ASN
3	H	154	LEU
3	H	171	ASP
3	H	183	LEU
3	H	190	LEU
3	H	194	ASN
3	H	223	VAL
3	H	227	LYS
3	H	233	LEU
3	H	250	ARG
3	G	3	GLU
3	G	18	LEU
3	G	46	GLU
3	G	86	VAL
3	G	147	ASN
3	G	154	LEU
3	G	171	ASP
3	G	189	SER
3	G	190	LEU
3	G	195	LYS
3	G	209	ASP
3	G	220	ASP

Continued on next page...

Continued from previous page...

Mol	Chain	Res	Type
3	G	227	LYS
3	G	233	LEU
3	G	242	LEU
3	I	4	ASP
3	I	18	LEU
3	I	147	ASN
3	I	154	LEU
3	I	183	LEU
3	I	190	LEU
3	I	212	LEU
3	I	216	THR
3	I	223	VAL
3	I	227	LYS
3	I	233	LEU
3	I	242	LEU

Some sidechains can be flipped to improve hydrogen bonding and reduce clashes. All (29) such sidechains are listed below:

Mol	Chain	Res	Type
1	A	84	ASN
1	A	96	HIS
1	A	126	ASN
1	C	84	ASN
1	C	126	ASN
1	B	70	ASN
1	B	84	ASN
1	B	96	HIS
1	B	126	ASN
2	E	131	GLN
2	E	170	GLN
2	E	228	GLN
2	E	233	GLN
2	D	66	HIS
2	D	80	ASN
2	D	131	GLN
2	D	170	GLN
2	D	228	GLN
2	D	233	GLN
2	F	66	HIS
2	F	131	GLN
2	F	170	GLN
2	F	228	GLN

Continued on next page...

Continued from previous page...

Mol	Chain	Res	Type
2	F	233	GLN
3	H	147	ASN
3	H	194	ASN
3	G	147	ASN
3	G	226	GLN
3	I	147	ASN

5.3.3 RNA [i](#)

There are no RNA molecules in this entry.

5.4 Non-standard residues in protein, DNA, RNA chains [i](#)

There are no non-standard protein/DNA/RNA residues in this entry.

5.5 Carbohydrates [i](#)

There are no carbohydrates in this entry.

5.6 Ligand geometry [i](#)

Of 3 ligands modelled in this entry, 3 are monoatomic - leaving 0 for Mogul analysis.

There are no bond length outliers.

There are no bond angle outliers.

There are no chirality outliers.

There are no torsion outliers.

There are no ring outliers.

No monomer is involved in short contacts.

5.7 Other polymers [i](#)

There are no such residues in this entry.

5.8 Polymer linkage issues [i](#)

There are no chain breaks in this entry.

6 Fit of model and data [i](#)

6.1 Protein, DNA and RNA chains [i](#)

EDS was not executed - this section will therefore be empty.

6.2 Non-standard residues in protein, DNA, RNA chains [i](#)

EDS was not executed - this section will therefore be empty.

6.3 Carbohydrates [i](#)

EDS was not executed - this section will therefore be empty.

6.4 Ligands [i](#)

EDS was not executed - this section will therefore be empty.

6.5 Other polymers [i](#)

EDS was not executed - this section will therefore be empty.