



# wwPDB X-ray Structure Validation Summary Report ⓘ

Feb 1, 2016 – 08:45 AM GMT

PDB ID : 3FQ3  
Title : Crystal structure of inorganic phosphatase from brucella melitensis  
Authors : Seattle Structural Genomics Center for Infectious Disease (SSGCID)  
Deposited on : 2009-01-06  
Resolution : 1.90 Å(reported)

This is a wwPDB X-ray Structure Validation Summary Report for a publicly released PDB entry.  
We welcome your comments at [validation@mail.wwpdb.org](mailto:validation@mail.wwpdb.org)  
A user guide is available at  
<http://wwpdb.org/validation/2016/XrayValidationReportHelp>  
with specific help available everywhere you see the ⓘ symbol.

---

The following versions of software and data (see [references ⓘ](#)) were used in the production of this report:

MolProbity : 4.02b-467  
Mogul : 1.7 (RC4), CSD as536be (2015)  
Xtriage (Phenix) : 1.9-1692  
EDS : rb-20026688  
Percentile statistics : 20151230.v01 (using entries in the PDB archive December 30th 2015)  
Refmac : 5.8.0135  
CCP4 : 6.5.0  
Ideal geometry (proteins) : Engh & Huber (2001)  
Ideal geometry (DNA, RNA) : Parkinson et al. (1996)  
Validation Pipeline (wwPDB-VP) : trunk26865

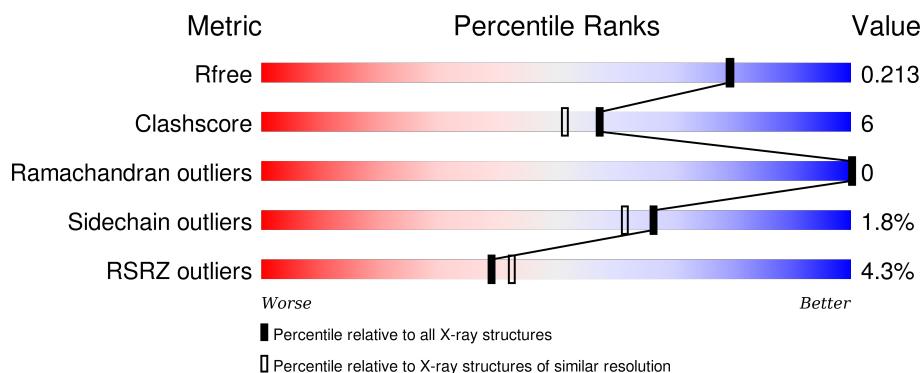
# 1 Overall quality at a glance

The following experimental techniques were used to determine the structure:

*X-RAY DIFFRACTION*

The reported resolution of this entry is 1.90 Å.

Percentile scores (ranging between 0-100) for global validation metrics of the entry are shown in the following graphic. The table shows the number of entries on which the scores are based.



Metric	Whole archive (#Entries)	Similar resolution (#Entries, resolution range(Å))
$R_{free}$	91344	4755 (1.90-1.90)
Clashscore	102246	5398 (1.90-1.90)
Ramachandran outliers	100387	5338 (1.90-1.90)
Sidechain outliers	100360	5339 (1.90-1.90)
RSRZ outliers	91569	4766 (1.90-1.90)

The table below summarises the geometric issues observed across the polymeric chains and their fit to the electron density. The red, orange, yellow and green segments on the lower bar indicate the fraction of residues that contain outliers for  $\geq 3$ , 2, 1 and 0 types of geometric quality criteria. A grey segment represents the fraction of residues that are not modelled. The numeric value for each fraction is indicated below the corresponding segment, with a dot representing fractions  $\leq 5\%$ . The upper red bar (where present) indicates the fraction of residues that have poor fit to the electron density. The numeric value is given above the bar.

Mol	Chain	Length	Quality of chain
1	A	197	<div> <div>2%</div> <div>81% 7% 12%</div> </div>
1	B	197	<div> <div>2%</div> <div>76% 12% 12%</div> </div>
1	C	197	<div> <div>2%</div> <div>83% 5% 12%</div> </div>
1	D	197	<div> <div>2%</div> <div>79% 9% 12%</div> </div>
1	E	197	<div> <div>3%</div> <div>79% 9% 12%</div> </div>

*Continued on next page...*

*Continued from previous page...*

Mol	Chain	Length	Quality of chain
1	F	197	
1	G	197	
1	H	197	
1	I	197	
1	J	197	
1	K	197	
1	L	197	

The following table lists non-polymeric compounds, carbohydrate monomers and non-standard residues in protein, DNA, RNA chains that are outliers for geometric or electron-density-fit criteria:

Mol	Type	Chain	Res	Chirality	Geometry	Clashes	Electron density
2	PO4	K	177	-	-	X	-

## 2 Entry composition

There are 3 unique types of molecules in this entry. The entry contains 18458 atoms, of which 0 are hydrogens and 0 are deuteriums.

In the tables below, the ZeroOcc column contains the number of atoms modelled with zero occupancy, the AltConf column contains the number of residues with at least one atom in alternate conformation and the Trace column contains the number of residues modelled with at most 2 atoms.

- Molecule 1 is a protein called Inorganic pyrophosphatase:Bacterial/Archaeal inorganic pyrophosphatase.

Mol	Chain	Residues	Atoms					ZeroOcc	AltConf	Trace
1	A	174	Total	C	N	O	S	0	1	0
			1369	878	224	259	8			
1	B	174	Total	C	N	O	S	0	1	0
			1373	882	226	257	8			
1	C	173	Total	C	N	O	S	0	1	0
			1362	876	225	254	7			
1	D	173	Total	C	N	O	S	0	0	0
			1349	869	223	251	6			
1	E	174	Total	C	N	O	S	0	1	0
			1369	879	225	257	8			
1	F	173	Total	C	N	O	S	0	1	0
			1365	877	225	256	7			
1	G	174	Total	C	N	O	S	0	2	0
			1352	867	224	253	8			
1	H	173	Total	C	N	O	S	0	2	0
			1335	855	221	252	7			
1	I	174	Total	C	N	O	S	0	1	0
			1320	847	218	248	7			
1	J	174	Total	C	N	O	S	0	1	0
			1373	882	226	257	8			
1	K	174	Total	C	N	O	S	0	3	0
			1374	882	230	255	7			
1	L	173	Total	C	N	O	S	0	2	0
			1359	874	225	253	7			

There are 252 discrepancies between the modelled and reference sequences:

Chain	Residue	Modelled	Actual	Comment	Reference
A	-20	MET	-	expression tag	UNP Q2YR76
A	-19	ALA	-	expression tag	UNP Q2YR76
A	-18	HIS	-	expression tag	UNP Q2YR76
A	-17	HIS	-	expression tag	UNP Q2YR76

*Continued on next page...*

*Continued from previous page...*

Chain	Residue	Modelled	Actual	Comment	Reference
A	-16	HIS	-	expression tag	UNP Q2YR76
A	-15	HIS	-	expression tag	UNP Q2YR76
A	-14	HIS	-	expression tag	UNP Q2YR76
A	-13	HIS	-	expression tag	UNP Q2YR76
A	-12	MET	-	expression tag	UNP Q2YR76
A	-11	GLY	-	expression tag	UNP Q2YR76
A	-10	THR	-	expression tag	UNP Q2YR76
A	-9	LEU	-	expression tag	UNP Q2YR76
A	-8	GLU	-	expression tag	UNP Q2YR76
A	-7	ALA	-	expression tag	UNP Q2YR76
A	-6	GLN	-	expression tag	UNP Q2YR76
A	-5	THR	-	expression tag	UNP Q2YR76
A	-4	GLN	-	expression tag	UNP Q2YR76
A	-3	GLY	-	expression tag	UNP Q2YR76
A	-2	PRO	-	expression tag	UNP Q2YR76
A	-1	GLY	-	expression tag	UNP Q2YR76
A	0	SER	-	expression tag	UNP Q2YR76
B	-20	MET	-	expression tag	UNP Q2YR76
B	-19	ALA	-	expression tag	UNP Q2YR76
B	-18	HIS	-	expression tag	UNP Q2YR76
B	-17	HIS	-	expression tag	UNP Q2YR76
B	-16	HIS	-	expression tag	UNP Q2YR76
B	-15	HIS	-	expression tag	UNP Q2YR76
B	-14	HIS	-	expression tag	UNP Q2YR76
B	-13	HIS	-	expression tag	UNP Q2YR76
B	-12	MET	-	expression tag	UNP Q2YR76
B	-11	GLY	-	expression tag	UNP Q2YR76
B	-10	THR	-	expression tag	UNP Q2YR76
B	-9	LEU	-	expression tag	UNP Q2YR76
B	-8	GLU	-	expression tag	UNP Q2YR76
B	-7	ALA	-	expression tag	UNP Q2YR76
B	-6	GLN	-	expression tag	UNP Q2YR76
B	-5	THR	-	expression tag	UNP Q2YR76
B	-4	GLN	-	expression tag	UNP Q2YR76
B	-3	GLY	-	expression tag	UNP Q2YR76
B	-2	PRO	-	expression tag	UNP Q2YR76
B	-1	GLY	-	expression tag	UNP Q2YR76
B	0	SER	-	expression tag	UNP Q2YR76
C	-20	MET	-	expression tag	UNP Q2YR76
C	-19	ALA	-	expression tag	UNP Q2YR76
C	-18	HIS	-	expression tag	UNP Q2YR76
C	-17	HIS	-	expression tag	UNP Q2YR76

*Continued on next page...*

*Continued from previous page...*

Chain	Residue	Modelled	Actual	Comment	Reference
C	-16	HIS	-	expression tag	UNP Q2YR76
C	-15	HIS	-	expression tag	UNP Q2YR76
C	-14	HIS	-	expression tag	UNP Q2YR76
C	-13	HIS	-	expression tag	UNP Q2YR76
C	-12	MET	-	expression tag	UNP Q2YR76
C	-11	GLY	-	expression tag	UNP Q2YR76
C	-10	THR	-	expression tag	UNP Q2YR76
C	-9	LEU	-	expression tag	UNP Q2YR76
C	-8	GLU	-	expression tag	UNP Q2YR76
C	-7	ALA	-	expression tag	UNP Q2YR76
C	-6	GLN	-	expression tag	UNP Q2YR76
C	-5	THR	-	expression tag	UNP Q2YR76
C	-4	GLN	-	expression tag	UNP Q2YR76
C	-3	GLY	-	expression tag	UNP Q2YR76
C	-2	PRO	-	expression tag	UNP Q2YR76
C	-1	GLY	-	expression tag	UNP Q2YR76
C	0	SER	-	expression tag	UNP Q2YR76
D	-20	MET	-	expression tag	UNP Q2YR76
D	-19	ALA	-	expression tag	UNP Q2YR76
D	-18	HIS	-	expression tag	UNP Q2YR76
D	-17	HIS	-	expression tag	UNP Q2YR76
D	-16	HIS	-	expression tag	UNP Q2YR76
D	-15	HIS	-	expression tag	UNP Q2YR76
D	-14	HIS	-	expression tag	UNP Q2YR76
D	-13	HIS	-	expression tag	UNP Q2YR76
D	-12	MET	-	expression tag	UNP Q2YR76
D	-11	GLY	-	expression tag	UNP Q2YR76
D	-10	THR	-	expression tag	UNP Q2YR76
D	-9	LEU	-	expression tag	UNP Q2YR76
D	-8	GLU	-	expression tag	UNP Q2YR76
D	-7	ALA	-	expression tag	UNP Q2YR76
D	-6	GLN	-	expression tag	UNP Q2YR76
D	-5	THR	-	expression tag	UNP Q2YR76
D	-4	GLN	-	expression tag	UNP Q2YR76
D	-3	GLY	-	expression tag	UNP Q2YR76
D	-2	PRO	-	expression tag	UNP Q2YR76
D	-1	GLY	-	expression tag	UNP Q2YR76
D	0	SER	-	expression tag	UNP Q2YR76
E	-20	MET	-	expression tag	UNP Q2YR76
E	-19	ALA	-	expression tag	UNP Q2YR76
E	-18	HIS	-	expression tag	UNP Q2YR76
E	-17	HIS	-	expression tag	UNP Q2YR76

*Continued on next page...*

*Continued from previous page...*

Chain	Residue	Modelled	Actual	Comment	Reference
E	-16	HIS	-	expression tag	UNP Q2YR76
E	-15	HIS	-	expression tag	UNP Q2YR76
E	-14	HIS	-	expression tag	UNP Q2YR76
E	-13	HIS	-	expression tag	UNP Q2YR76
E	-12	MET	-	expression tag	UNP Q2YR76
E	-11	GLY	-	expression tag	UNP Q2YR76
E	-10	THR	-	expression tag	UNP Q2YR76
E	-9	LEU	-	expression tag	UNP Q2YR76
E	-8	GLU	-	expression tag	UNP Q2YR76
E	-7	ALA	-	expression tag	UNP Q2YR76
E	-6	GLN	-	expression tag	UNP Q2YR76
E	-5	THR	-	expression tag	UNP Q2YR76
E	-4	GLN	-	expression tag	UNP Q2YR76
E	-3	GLY	-	expression tag	UNP Q2YR76
E	-2	PRO	-	expression tag	UNP Q2YR76
E	-1	GLY	-	expression tag	UNP Q2YR76
E	0	SER	-	expression tag	UNP Q2YR76
F	-20	MET	-	expression tag	UNP Q2YR76
F	-19	ALA	-	expression tag	UNP Q2YR76
F	-18	HIS	-	expression tag	UNP Q2YR76
F	-17	HIS	-	expression tag	UNP Q2YR76
F	-16	HIS	-	expression tag	UNP Q2YR76
F	-15	HIS	-	expression tag	UNP Q2YR76
F	-14	HIS	-	expression tag	UNP Q2YR76
F	-13	HIS	-	expression tag	UNP Q2YR76
F	-12	MET	-	expression tag	UNP Q2YR76
F	-11	GLY	-	expression tag	UNP Q2YR76
F	-10	THR	-	expression tag	UNP Q2YR76
F	-9	LEU	-	expression tag	UNP Q2YR76
F	-8	GLU	-	expression tag	UNP Q2YR76
F	-7	ALA	-	expression tag	UNP Q2YR76
F	-6	GLN	-	expression tag	UNP Q2YR76
F	-5	THR	-	expression tag	UNP Q2YR76
F	-4	GLN	-	expression tag	UNP Q2YR76
F	-3	GLY	-	expression tag	UNP Q2YR76
F	-2	PRO	-	expression tag	UNP Q2YR76
F	-1	GLY	-	expression tag	UNP Q2YR76
F	0	SER	-	expression tag	UNP Q2YR76
G	-20	MET	-	expression tag	UNP Q2YR76
G	-19	ALA	-	expression tag	UNP Q2YR76
G	-18	HIS	-	expression tag	UNP Q2YR76
G	-17	HIS	-	expression tag	UNP Q2YR76

*Continued on next page...*

*Continued from previous page...*

Chain	Residue	Modelled	Actual	Comment	Reference
G	-16	HIS	-	expression tag	UNP Q2YR76
G	-15	HIS	-	expression tag	UNP Q2YR76
G	-14	HIS	-	expression tag	UNP Q2YR76
G	-13	HIS	-	expression tag	UNP Q2YR76
G	-12	MET	-	expression tag	UNP Q2YR76
G	-11	GLY	-	expression tag	UNP Q2YR76
G	-10	THR	-	expression tag	UNP Q2YR76
G	-9	LEU	-	expression tag	UNP Q2YR76
G	-8	GLU	-	expression tag	UNP Q2YR76
G	-7	ALA	-	expression tag	UNP Q2YR76
G	-6	GLN	-	expression tag	UNP Q2YR76
G	-5	THR	-	expression tag	UNP Q2YR76
G	-4	GLN	-	expression tag	UNP Q2YR76
G	-3	GLY	-	expression tag	UNP Q2YR76
G	-2	PRO	-	expression tag	UNP Q2YR76
G	-1	GLY	-	expression tag	UNP Q2YR76
G	0	SER	-	expression tag	UNP Q2YR76
H	-20	MET	-	expression tag	UNP Q2YR76
H	-19	ALA	-	expression tag	UNP Q2YR76
H	-18	HIS	-	expression tag	UNP Q2YR76
H	-17	HIS	-	expression tag	UNP Q2YR76
H	-16	HIS	-	expression tag	UNP Q2YR76
H	-15	HIS	-	expression tag	UNP Q2YR76
H	-14	HIS	-	expression tag	UNP Q2YR76
H	-13	HIS	-	expression tag	UNP Q2YR76
H	-12	MET	-	expression tag	UNP Q2YR76
H	-11	GLY	-	expression tag	UNP Q2YR76
H	-10	THR	-	expression tag	UNP Q2YR76
H	-9	LEU	-	expression tag	UNP Q2YR76
H	-8	GLU	-	expression tag	UNP Q2YR76
H	-7	ALA	-	expression tag	UNP Q2YR76
H	-6	GLN	-	expression tag	UNP Q2YR76
H	-5	THR	-	expression tag	UNP Q2YR76
H	-4	GLN	-	expression tag	UNP Q2YR76
H	-3	GLY	-	expression tag	UNP Q2YR76
H	-2	PRO	-	expression tag	UNP Q2YR76
H	-1	GLY	-	expression tag	UNP Q2YR76
H	0	SER	-	expression tag	UNP Q2YR76
I	-20	MET	-	expression tag	UNP Q2YR76
I	-19	ALA	-	expression tag	UNP Q2YR76
I	-18	HIS	-	expression tag	UNP Q2YR76
I	-17	HIS	-	expression tag	UNP Q2YR76

*Continued on next page...*



*Continued from previous page...*

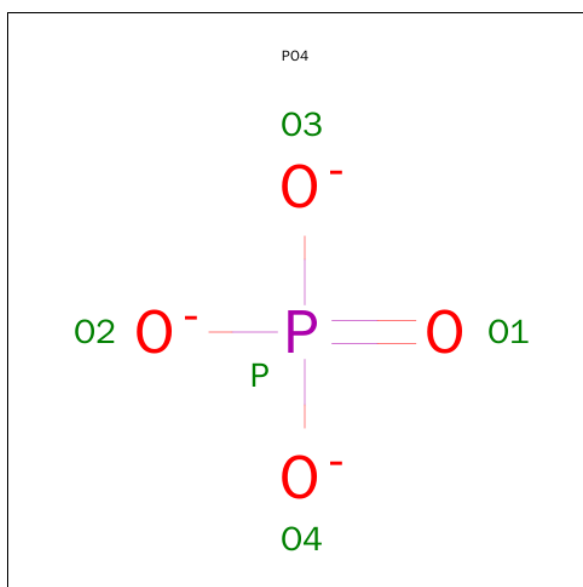
Chain	Residue	Modelled	Actual	Comment	Reference
I	-16	HIS	-	expression tag	UNP Q2YR76
I	-15	HIS	-	expression tag	UNP Q2YR76
I	-14	HIS	-	expression tag	UNP Q2YR76
I	-13	HIS	-	expression tag	UNP Q2YR76
I	-12	MET	-	expression tag	UNP Q2YR76
I	-11	GLY	-	expression tag	UNP Q2YR76
I	-10	THR	-	expression tag	UNP Q2YR76
I	-9	LEU	-	expression tag	UNP Q2YR76
I	-8	GLU	-	expression tag	UNP Q2YR76
I	-7	ALA	-	expression tag	UNP Q2YR76
I	-6	GLN	-	expression tag	UNP Q2YR76
I	-5	THR	-	expression tag	UNP Q2YR76
I	-4	GLN	-	expression tag	UNP Q2YR76
I	-3	GLY	-	expression tag	UNP Q2YR76
I	-2	PRO	-	expression tag	UNP Q2YR76
I	-1	GLY	-	expression tag	UNP Q2YR76
I	0	SER	-	expression tag	UNP Q2YR76
J	-20	MET	-	expression tag	UNP Q2YR76
J	-19	ALA	-	expression tag	UNP Q2YR76
J	-18	HIS	-	expression tag	UNP Q2YR76
J	-17	HIS	-	expression tag	UNP Q2YR76
J	-16	HIS	-	expression tag	UNP Q2YR76
J	-15	HIS	-	expression tag	UNP Q2YR76
J	-14	HIS	-	expression tag	UNP Q2YR76
J	-13	HIS	-	expression tag	UNP Q2YR76
J	-12	MET	-	expression tag	UNP Q2YR76
J	-11	GLY	-	expression tag	UNP Q2YR76
J	-10	THR	-	expression tag	UNP Q2YR76
J	-9	LEU	-	expression tag	UNP Q2YR76
J	-8	GLU	-	expression tag	UNP Q2YR76
J	-7	ALA	-	expression tag	UNP Q2YR76
J	-6	GLN	-	expression tag	UNP Q2YR76
J	-5	THR	-	expression tag	UNP Q2YR76
J	-4	GLN	-	expression tag	UNP Q2YR76
J	-3	GLY	-	expression tag	UNP Q2YR76
J	-2	PRO	-	expression tag	UNP Q2YR76
J	-1	GLY	-	expression tag	UNP Q2YR76
J	0	SER	-	expression tag	UNP Q2YR76
K	-20	MET	-	expression tag	UNP Q2YR76
K	-19	ALA	-	expression tag	UNP Q2YR76
K	-18	HIS	-	expression tag	UNP Q2YR76
K	-17	HIS	-	expression tag	UNP Q2YR76

*Continued on next page...*

*Continued from previous page...*

Chain	Residue	Modelled	Actual	Comment	Reference
K	-16	HIS	-	expression tag	UNP Q2YR76
K	-15	HIS	-	expression tag	UNP Q2YR76
K	-14	HIS	-	expression tag	UNP Q2YR76
K	-13	HIS	-	expression tag	UNP Q2YR76
K	-12	MET	-	expression tag	UNP Q2YR76
K	-11	GLY	-	expression tag	UNP Q2YR76
K	-10	THR	-	expression tag	UNP Q2YR76
K	-9	LEU	-	expression tag	UNP Q2YR76
K	-8	GLU	-	expression tag	UNP Q2YR76
K	-7	ALA	-	expression tag	UNP Q2YR76
K	-6	GLN	-	expression tag	UNP Q2YR76
K	-5	THR	-	expression tag	UNP Q2YR76
K	-4	GLN	-	expression tag	UNP Q2YR76
K	-3	GLY	-	expression tag	UNP Q2YR76
K	-2	PRO	-	expression tag	UNP Q2YR76
K	-1	GLY	-	expression tag	UNP Q2YR76
K	0	SER	-	expression tag	UNP Q2YR76
L	-20	MET	-	expression tag	UNP Q2YR76
L	-19	ALA	-	expression tag	UNP Q2YR76
L	-18	HIS	-	expression tag	UNP Q2YR76
L	-17	HIS	-	expression tag	UNP Q2YR76
L	-16	HIS	-	expression tag	UNP Q2YR76
L	-15	HIS	-	expression tag	UNP Q2YR76
L	-14	HIS	-	expression tag	UNP Q2YR76
L	-13	HIS	-	expression tag	UNP Q2YR76
L	-12	MET	-	expression tag	UNP Q2YR76
L	-11	GLY	-	expression tag	UNP Q2YR76
L	-10	THR	-	expression tag	UNP Q2YR76
L	-9	LEU	-	expression tag	UNP Q2YR76
L	-8	GLU	-	expression tag	UNP Q2YR76
L	-7	ALA	-	expression tag	UNP Q2YR76
L	-6	GLN	-	expression tag	UNP Q2YR76
L	-5	THR	-	expression tag	UNP Q2YR76
L	-4	GLN	-	expression tag	UNP Q2YR76
L	-3	GLY	-	expression tag	UNP Q2YR76
L	-2	PRO	-	expression tag	UNP Q2YR76
L	-1	GLY	-	expression tag	UNP Q2YR76
L	0	SER	-	expression tag	UNP Q2YR76

- Molecule 2 is PHOSPHATE ION (three-letter code: PO4) (formula: O<sub>4</sub>P).



Mol	Chain	Residues	Atoms			ZeroOcc	AltConf
2	A	1	Total	O	P	0	0
			5	4	1		
2	A	1	Total	O	P	0	0
			5	4	1		
2	B	1	Total	O	P	0	0
			5	4	1		
2	B	1	Total	O	P	0	0
			5	4	1		
2	C	1	Total	O	P	0	0
			5	4	1		
2	C	1	Total	O	P	0	0
			5	4	1		
2	D	1	Total	O	P	0	0
			5	4	1		
2	D	1	Total	O	P	0	0
			5	4	1		
2	E	1	Total	O	P	0	0
			5	4	1		
2	E	1	Total	O	P	0	0
			5	4	1		
2	F	1	Total	O	P	0	0
			5	4	1		
2	F	1	Total	O	P	0	0
			5	4	1		
2	G	1	Total	O	P	0	0
			5	4	1		
2	H	1	Total	O	P	0	0
			5	4	1		

*Continued on next page...*

*Continued from previous page...*

Mol	Chain	Residues	Atoms			ZeroOcc	AltConf
2	I	1	Total	O	P	0	0
			5	4	1		
2	J	1	Total	O	P	0	0
			5	4	1		
2	J	1	Total	O	P	0	0
			5	4	1		
2	K	1	Total	O	P	0	0
			5	4	1		
2	K	1	Total	O	P	0	0
			5	4	1		
2	L	1	Total	O	P	0	0
			5	4	1		
2	L	1	Total	O	P	0	0
			5	4	1		

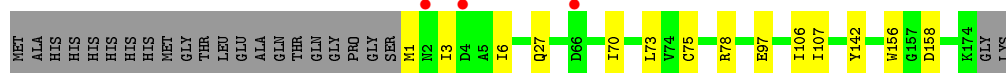
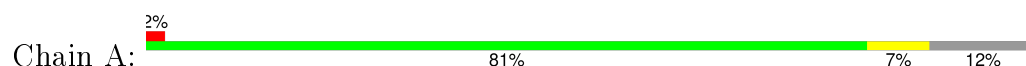
- Molecule 3 is water.

Mol	Chain	Residues	Atoms		ZeroOcc	AltConf
3	A	193	Total	O	0	0
			193	193		
3	B	201	Total	O	0	0
			201	201		
3	C	211	Total	O	0	0
			211	211		
3	D	186	Total	O	0	0
			186	186		
3	E	167	Total	O	0	0
			167	167		
3	F	179	Total	O	0	0
			179	179		
3	G	129	Total	O	0	0
			129	129		
3	H	149	Total	O	0	0
			149	149		
3	I	128	Total	O	0	0
			128	128		
3	J	193	Total	O	0	0
			193	193		
3	K	156	Total	O	0	0
			156	156		
3	L	161	Total	O	0	0
			161	161		

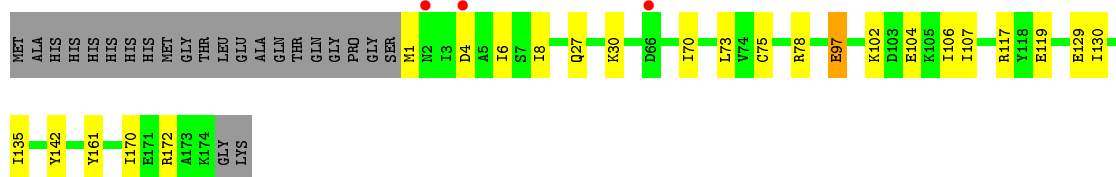
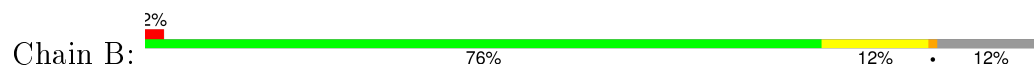
### 3 Residue-property plots [i](#)

These plots are drawn for all protein, RNA and DNA chains in the entry. The first graphic for a chain summarises the proportions of errors displayed in the second graphic. The second graphic shows the sequence view annotated by issues in geometry and electron density. Residues are color-coded according to the number of geometric quality criteria for which they contain at least one outlier: green = 0, yellow = 1, orange = 2 and red = 3 or more. A red dot above a residue indicates a poor fit to the electron density ( $RSRZ > 2$ ). Stretches of 2 or more consecutive residues without any outlier are shown as a green connector. Residues present in the sample, but not in the model, are shown in grey.

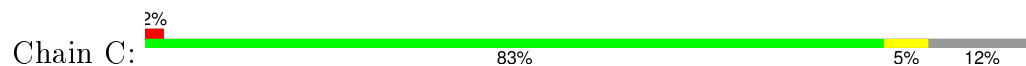
- Molecule 1: Inorganic pyrophosphatase:Bacterial/Archaeal inorganic pyrophosphatase



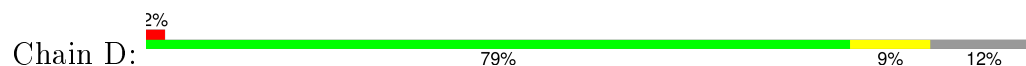
- Molecule 1: Inorganic pyrophosphatase:Bacterial/Archaeal inorganic pyrophosphatase



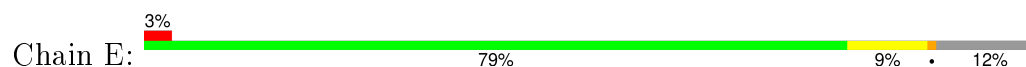
- Molecule 1: Inorganic pyrophosphatase:Bacterial/Archaeal inorganic pyrophosphatase

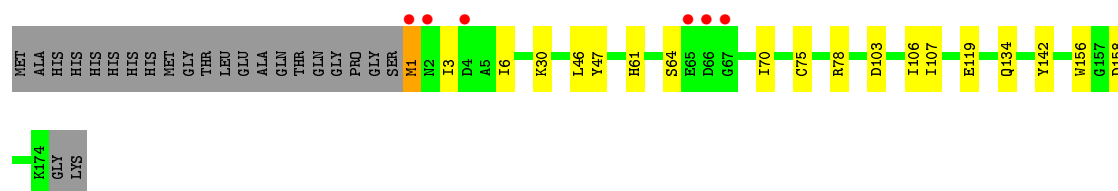


- Molecule 1: Inorganic pyrophosphatase:Bacterial/Archaeal inorganic pyrophosphatase

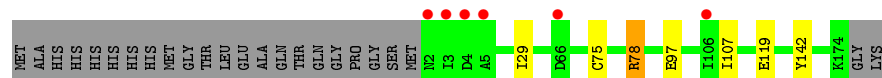
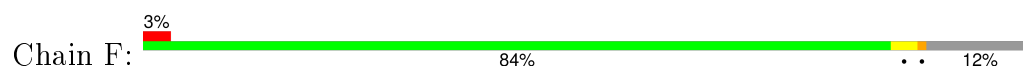


- Molecule 1: Inorganic pyrophosphatase:Bacterial/Archaeal inorganic pyrophosphatase

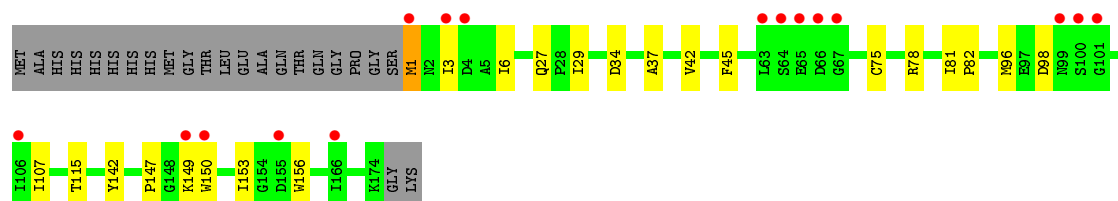
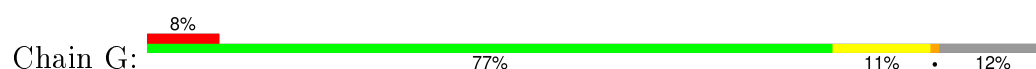




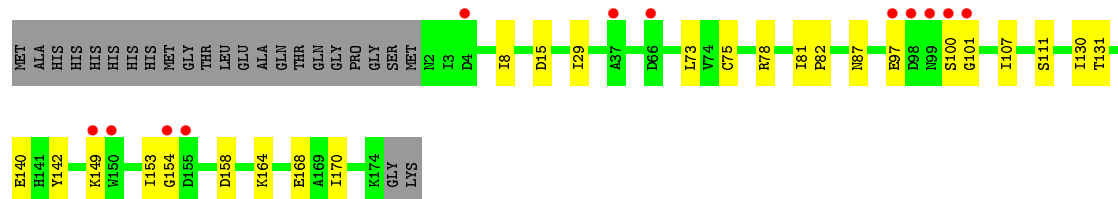
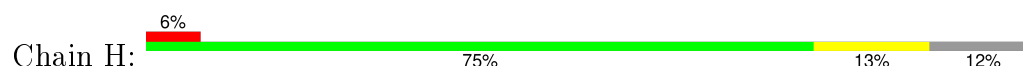
- Molecule 1: Inorganic pyrophosphatase:Bacterial/Archaeal inorganic pyrophosphatase



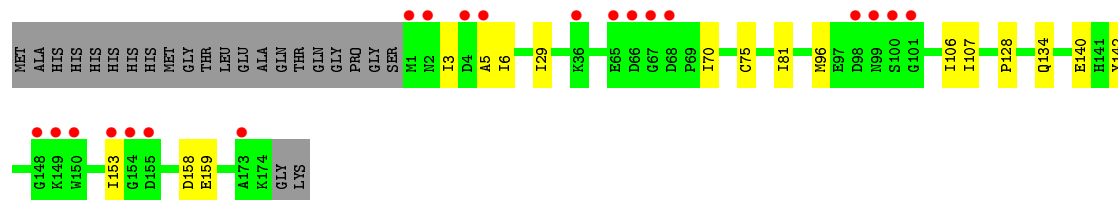
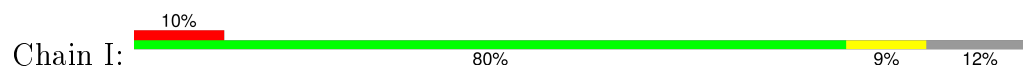
- Molecule 1: Inorganic pyrophosphatase:Bacterial/Archaeal inorganic pyrophosphatase



- Molecule 1: Inorganic pyrophosphatase:Bacterial/Archaeal inorganic pyrophosphatase

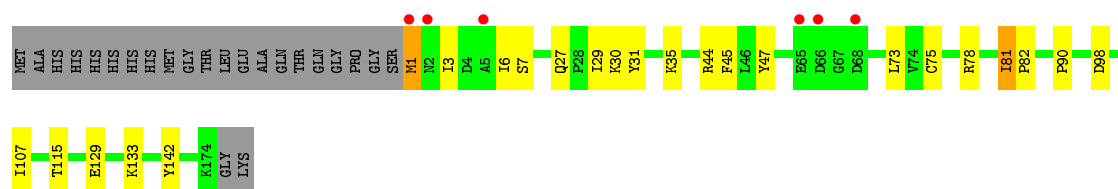


- Molecule 1: Inorganic pyrophosphatase:Bacterial/Archaeal inorganic pyrophosphatase

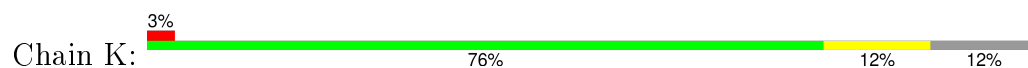


- Molecule 1: Inorganic pyrophosphatase:Bacterial/Archaeal inorganic pyrophosphatase

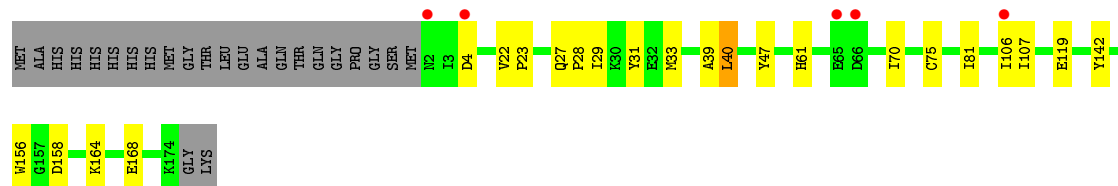
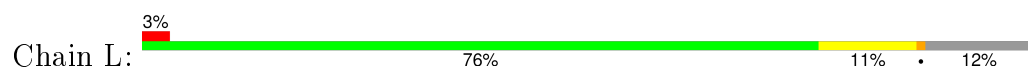




- Molecule 1: Inorganic pyrophosphatase:Bacterial/Archaeal inorganic pyrophosphatase



- Molecule 1: Inorganic pyrophosphatase:Bacterial/Archaeal inorganic pyrophosphatase



## 4 Data and refinement statistics

Property	Value	Source
Space group	P 41	Depositor
Cell constants a, b, c, $\alpha$ , $\beta$ , $\gamma$	157.83Å 157.83Å 106.31Å 90.00° 90.00° 90.00°	Depositor
Resolution (Å)	19.87 – 1.90 19.87 – 1.90	Depositor EDS
% Data completeness (in resolution range)	100.0 (19.87-1.90) 100.0 (19.87-1.90)	Depositor EDS
$R_{merge}$	0.06	Depositor
$R_{sym}$	0.06	Depositor
$\langle I/\sigma(I) \rangle$ <sup>1</sup>	3.97 (at 1.90Å)	Xtriage
Refinement program	REFMAC 5.5.0070	Depositor
R, $R_{free}$	0.167 , 0.209 0.173 , 0.213	Depositor DCC
$R_{free}$ test set	10354 reflections (5.33%)	DCC
Wilson B-factor (Å <sup>2</sup> )	22.0	Xtriage
Anisotropy	0.033	Xtriage
Bulk solvent $k_{sol}$ (e/Å <sup>3</sup> ), $B_{sol}$ (Å <sup>2</sup> )	0.37 , 54.2	EDS
Estimated twinning fraction	0.050 for h,-k,-l	Xtriage
L-test for twinning <sup>2</sup>	$\langle  L  \rangle = 0.49$ , $\langle L^2 \rangle = 0.32$	Xtriage
Outliers	0 of 204606 reflections	Xtriage
$F_o, F_c$ correlation	0.96	EDS
Total number of atoms	18458	wwPDB-VP
Average B, all atoms (Å <sup>2</sup> )	27.0	wwPDB-VP

Xtriage's analysis on translational NCS is as follows: *The largest off-origin peak in the Patterson function is 10.16% of the height of the origin peak. No significant pseudotranslation is detected.*

<sup>1</sup> Intensities estimated from amplitudes.

<sup>2</sup> Theoretical values of  $\langle |L| \rangle$ ,  $\langle L^2 \rangle$  for acentric reflections are 0.5, 0.375 respectively for untwinned datasets, and 0.333, 0.2 for perfectly twinned datasets.



## 5 Model quality ⓘ

### 5.1 Standard geometry ⓘ

Bond lengths and bond angles in the following residue types are not validated in this section: PO4

The Z score for a bond length (or angle) is the number of standard deviations the observed value is removed from the expected value. A bond length (or angle) with  $|Z| > 5$  is considered an outlier worth inspection. RMSZ is the root-mean-square of all Z scores of the bond lengths (or angles).

Mol	Chain	Bond lengths		Bond angles	
		RMSZ	# $ Z  > 5$	RMSZ	# $ Z  > 5$
1	A	0.88	0/1408	0.83	2/1921 (0.1%)
1	B	0.85	1/1412 (0.1%)	0.78	2/1924 (0.1%)
1	C	0.84	1/1401 (0.1%)	0.81	0/1910
1	D	0.86	0/1385	0.82	3/1890 (0.2%)
1	E	0.85	1/1408 (0.1%)	0.83	2/1920 (0.1%)
1	F	0.86	1/1404 (0.1%)	0.79	1/1914 (0.1%)
1	G	0.78	0/1392	0.80	0/1901
1	H	0.86	0/1375	0.84	1/1880 (0.1%)
1	I	0.77	0/1357	0.82	2/1858 (0.1%)
1	J	0.88	0/1412	0.81	4/1924 (0.2%)
1	K	0.79	0/1419	0.78	0/1938
1	L	0.86	1/1401 (0.1%)	0.84	1/1913 (0.1%)
All	All	0.84	5/16774 (0.0%)	0.81	18/22893 (0.1%)

All (5) bond length outliers are listed below:

Mol	Chain	Res	Type	Atoms	Z	Observed(Å)	Ideal(Å)
1	L	119	GLU	CB-CG	-7.75	1.37	1.52
1	F	119	GLU	CB-CG	-5.89	1.41	1.52
1	E	119	GLU	CB-CG	-5.36	1.42	1.52
1	B	119	GLU	CD-OE1	-5.04	1.20	1.25
1	C	109	VAL	CB-CG2	5.01	1.63	1.52

The worst 5 of 18 bond angle outliers are listed below:

Mol	Chain	Res	Type	Atoms	Z	Observed(°)	Ideal(°)
1	I	158	ASP	CB-CG-OD2	-6.66	112.30	118.30
1	J	44	ARG	NE-CZ-NH1	6.47	123.53	120.30
1	I	158	ASP	CB-CG-OD1	6.19	123.87	118.30
1	H	158	ASP	CB-CG-OD1	6.12	123.81	118.30
1	D	117	ARG	NE-CZ-NH2	-6.05	117.28	120.30

There are no chirality outliers.

There are no planarity outliers.

## 5.2 Too-close contacts

In the following table, the Non-H and H(model) columns list the number of non-hydrogen atoms and hydrogen atoms in the chain respectively. The H(added) column lists the number of hydrogen atoms added and optimized by MolProbity. The Clashes column lists the number of clashes within the asymmetric unit, whereas Symm-Clashes lists symmetry related clashes.

Mol	Chain	Non-H	H(model)	H(added)	Clashes	Symm-Clashes
1	A	1369	0	1334	17	0
1	B	1373	0	1352	22	0
1	C	1362	0	1338	8	0
1	D	1349	0	1316	12	0
1	E	1369	0	1341	13	0
1	F	1365	0	1340	6	0
1	G	1352	0	1313	30	0
1	H	1335	0	1280	36	0
1	I	1320	0	1252	13	0
1	J	1373	0	1352	35	0
1	K	1374	0	1345	30	0
1	L	1359	0	1325	18	0
2	A	10	0	0	0	0
2	B	10	0	0	1	0
2	C	10	0	0	1	0
2	D	10	0	0	1	0
2	E	10	0	0	1	0
2	F	10	0	0	0	0
2	G	5	0	0	0	0
2	H	5	0	0	0	0
2	I	5	0	0	0	0
2	J	10	0	0	1	0
2	K	10	0	0	2	0
2	L	10	0	0	0	0
3	A	193	0	0	2	0
3	B	201	0	0	4	0
3	C	211	0	0	2	0
3	D	186	0	0	2	0
3	E	167	0	0	1	0
3	F	179	0	0	2	0
3	G	129	0	0	3	0
3	H	149	0	0	3	0
3	I	128	0	0	2	0

*Continued on next page...*

*Continued from previous page...*

Mol	Chain	Non-H	H(model)	H(added)	Clashes	Symm-Clashes
3	J	193	0	0	3	0
3	K	156	0	0	6	0
3	L	161	0	0	2	0
All	All	18458	0	15888	195	0

The all-atom clashscore is defined as the number of clashes found per 1000 atoms (including hydrogen atoms). The all-atom clashscore for this structure is 6.

The worst 5 of 195 close contacts within the same asymmetric unit are listed below, sorted by their clash magnitude.

Atom-1	Atom-2	Interatomic distance (Å)	Clash overlap (Å)
1:H:78[B]:ARG:CD	1:J:29:ILE:HD11	1.63	1.26
3:G:1810:HOH:O	1:K:81:ILE:HD11	1.44	1.12
1:G:27:GLN:HE22	1:K:78[B]:ARG:HD3	1.14	1.12
1:H:78[B]:ARG:HD3	1:J:29:ILE:HD11	1.19	1.09
1:A:27:GLN:HG3	3:A:1067:HOH:O	1.51	1.08

There are no symmetry-related clashes.

## 5.3 Torsion angles [i](#)

### 5.3.1 Protein backbone [i](#)

In the following table, the Percentiles column shows the percent Ramachandran outliers of the chain as a percentile score with respect to all X-ray entries followed by that with respect to entries of similar resolution.

The Analysed column shows the number of residues for which the backbone conformation was analysed, and the total number of residues.

Mol	Chain	Analysed	Favoured	Allowed	Outliers	Percentiles	
1	A	173/197 (88%)	170 (98%)	3 (2%)	0	100	100
1	B	173/197 (88%)	171 (99%)	2 (1%)	0	100	100
1	C	172/197 (87%)	169 (98%)	3 (2%)	0	100	100
1	D	171/197 (87%)	169 (99%)	2 (1%)	0	100	100
1	E	173/197 (88%)	171 (99%)	2 (1%)	0	100	100
1	F	172/197 (87%)	168 (98%)	4 (2%)	0	100	100
1	G	174/197 (88%)	171 (98%)	3 (2%)	0	100	100

*Continued on next page...*

*Continued from previous page...*

Mol	Chain	Analysed	Favoured	Allowed	Outliers	Percentiles	
1	H	173/197 (88%)	169 (98%)	4 (2%)	0	100	100
1	I	173/197 (88%)	166 (96%)	7 (4%)	0	100	100
1	J	173/197 (88%)	171 (99%)	2 (1%)	0	100	100
1	K	175/197 (89%)	171 (98%)	4 (2%)	0	100	100
1	L	173/197 (88%)	170 (98%)	3 (2%)	0	100	100
All	All	2075/2364 (88%)	2036 (98%)	39 (2%)	0	100	100

There are no Ramachandran outliers to report.

### 5.3.2 Protein sidechains ⓘ

In the following table, the Percentiles column shows the percent sidechain outliers of the chain as a percentile score with respect to all X-ray entries followed by that with respect to entries of similar resolution.

The Analysed column shows the number of residues for which the sidechain conformation was analysed, and the total number of residues.

Mol	Chain	Analysed	Rotameric	Outliers	Percentiles	
1	A	150/170 (88%)	148 (99%)	2 (1%)	76	73
1	B	151/170 (89%)	147 (97%)	4 (3%)	54	45
1	C	149/170 (88%)	147 (99%)	2 (1%)	76	73
1	D	145/170 (85%)	143 (99%)	2 (1%)	74	71
1	E	150/170 (88%)	148 (99%)	2 (1%)	76	73
1	F	150/170 (88%)	149 (99%)	1 (1%)	88	88
1	G	145/170 (85%)	141 (97%)	4 (3%)	51	41
1	H	142/170 (84%)	140 (99%)	2 (1%)	74	71
1	I	137/170 (81%)	135 (98%)	2 (2%)	72	69
1	J	151/170 (89%)	146 (97%)	5 (3%)	45	34
1	K	149/170 (88%)	146 (98%)	3 (2%)	63	57
1	L	147/170 (86%)	145 (99%)	2 (1%)	74	71
All	All	1766/2040 (87%)	1735 (98%)	31 (2%)	66	61

5 of 31 residues with a non-rotameric sidechain are listed below:

Mol	Chain	Res	Type
1	G	115	THR
1	H	100	SER
1	K	142	TYR
1	G	142	TYR
1	H	142	TYR

Some sidechains can be flipped to improve hydrogen bonding and reduce clashes. 5 of 22 such sidechains are listed below:

Mol	Chain	Res	Type
1	G	87	ASN
1	I	11	ASN
1	L	17	ASN
1	H	17	ASN
1	H	87	ASN

### 5.3.3 RNA [i](#)

There are no RNA molecules in this entry.

## 5.4 Non-standard residues in protein, DNA, RNA chains [i](#)

There are no non-standard protein/DNA/RNA residues in this entry.

## 5.5 Carbohydrates [i](#)

There are no carbohydrates in this entry.

## 5.6 Ligand geometry [i](#)

21 ligands are modelled in this entry.

In the following table, the Counts columns list the number of bonds (or angles) for which Mogul statistics could be retrieved, the number of bonds (or angles) that are observed in the model and the number of bonds (or angles) that are defined in the chemical component dictionary. The Link column lists molecule types, if any, to which the group is linked. The Z score for a bond length (or angle) is the number of standard deviations the observed value is removed from the expected value. A bond length (or angle) with  $|Z| > 2$  is considered an outlier worth inspection. RMSZ is the root-mean-square of all Z scores of the bond lengths (or angles).

Mol	Type	Chain	Res	Link	Bond lengths			Bond angles		
					Counts	RMSZ	# Z  > 2	Counts	RMSZ	# Z  > 2
2	PO4	A	177	-	4,4,4	1.01	0	6,6,6	0.41	0
2	PO4	A	178	-	4,4,4	0.78	0	6,6,6	0.26	0
2	PO4	B	177	-	4,4,4	1.32	1 (25%)	6,6,6	0.39	0
2	PO4	B	178	-	4,4,4	0.66	0	6,6,6	0.29	0
2	PO4	C	177	-	4,4,4	0.88	0	6,6,6	0.26	0
2	PO4	C	178	-	4,4,4	0.62	0	6,6,6	0.30	0
2	PO4	D	177	-	4,4,4	0.65	0	6,6,6	0.29	0
2	PO4	D	178	-	4,4,4	0.64	0	6,6,6	0.28	0
2	PO4	E	177	-	4,4,4	0.85	0	6,6,6	0.39	0
2	PO4	E	178	-	4,4,4	0.36	0	6,6,6	0.30	0
2	PO4	F	177	-	4,4,4	1.03	0	6,6,6	0.42	0
2	PO4	F	178	-	4,4,4	0.35	0	6,6,6	0.28	0
2	PO4	G	177	-	4,4,4	1.00	0	6,6,6	0.29	0
2	PO4	H	177	-	4,4,4	0.78	0	6,6,6	0.37	0
2	PO4	I	177	-	4,4,4	1.05	0	6,6,6	0.33	0
2	PO4	J	177	-	4,4,4	1.13	0	6,6,6	0.27	0
2	PO4	J	178	-	4,4,4	0.73	0	6,6,6	0.29	0
2	PO4	K	177	-	4,4,4	0.91	0	6,6,6	0.27	0
2	PO4	K	178	-	4,4,4	0.69	0	6,6,6	0.27	0
2	PO4	L	177	-	4,4,4	0.74	0	6,6,6	0.27	0
2	PO4	L	178	-	4,4,4	0.59	0	6,6,6	0.28	0

In the following table, the Chirals column lists the number of chiral outliers, the number of chiral centers analysed, the number of these observed in the model and the number defined in the chemical component dictionary. Similar counts are reported in the Torsion and Rings columns. '-' means no outliers of that kind were identified.

Mol	Type	Chain	Res	Link	Chirals	Torsions	Rings
2	PO4	A	177	-	-	0/0/0/0	0/0/0/0
2	PO4	A	178	-	-	0/0/0/0	0/0/0/0
2	PO4	B	177	-	-	0/0/0/0	0/0/0/0
2	PO4	B	178	-	-	0/0/0/0	0/0/0/0
2	PO4	C	177	-	-	0/0/0/0	0/0/0/0
2	PO4	C	178	-	-	0/0/0/0	0/0/0/0
2	PO4	D	177	-	-	0/0/0/0	0/0/0/0
2	PO4	D	178	-	-	0/0/0/0	0/0/0/0
2	PO4	E	177	-	-	0/0/0/0	0/0/0/0
2	PO4	E	178	-	-	0/0/0/0	0/0/0/0
2	PO4	F	177	-	-	0/0/0/0	0/0/0/0
2	PO4	F	178	-	-	0/0/0/0	0/0/0/0
2	PO4	G	177	-	-	0/0/0/0	0/0/0/0
2	PO4	H	177	-	-	0/0/0/0	0/0/0/0

*Continued on next page...*

*Continued from previous page...*

Mol	Type	Chain	Res	Link	Chirals	Torsions	Rings
2	PO4	I	177	-	-	0/0/0/0	0/0/0/0
2	PO4	J	177	-	-	0/0/0/0	0/0/0/0
2	PO4	J	178	-	-	0/0/0/0	0/0/0/0
2	PO4	K	177	-	-	0/0/0/0	0/0/0/0
2	PO4	K	178	-	-	0/0/0/0	0/0/0/0
2	PO4	L	177	-	-	0/0/0/0	0/0/0/0
2	PO4	L	178	-	-	0/0/0/0	0/0/0/0

All (1) bond length outliers are listed below:

Mol	Chain	Res	Type	Atoms	Z	Observed(Å)	Ideal(Å)
2	B	177	PO4	P-O4	-2.11	1.45	1.53

There are no bond angle outliers.

There are no chirality outliers.

There are no torsion outliers.

There are no ring outliers.

6 monomers are involved in 7 short contacts:

Mol	Chain	Res	Type	Clashes	Symm-Clashes
2	B	178	PO4	1	0
2	C	178	PO4	1	0
2	D	178	PO4	1	0
2	E	178	PO4	1	0
2	J	178	PO4	1	0
2	K	177	PO4	2	0

## 5.7 Other polymers [i](#)

There are no such residues in this entry.

## 5.8 Polymer linkage issues [i](#)

There are no chain breaks in this entry.

## 6 Fit of model and data ⓘ

### 6.1 Protein, DNA and RNA chains ⓘ

In the following table, the column labelled ‘#RSRZ> 2’ contains the number (and percentage) of RSRZ outliers, followed by percent RSRZ outliers for the chain as percentile scores relative to all X-ray entries and entries of similar resolution. The OWAB column contains the minimum, median, 95<sup>th</sup> percentile and maximum values of the occupancy-weighted average B-factor per residue. The column labelled ‘Q< 0.9’ lists the number of (and percentage) of residues with an average occupancy less than 0.9.

Mol	Chain	Analysed	<RSRZ>	#RSRZ>2	OWAB(Å <sup>2</sup> )	Q<0.9
1	A	174/197 (88%)	-0.12	3 (1%) 73 76	12, 21, 43, 55	0
1	B	174/197 (88%)	-0.13	3 (1%) 73 76	12, 21, 43, 56	0
1	C	173/197 (87%)	-0.20	3 (1%) 73 76	13, 20, 39, 52	0
1	D	173/197 (87%)	-0.03	3 (1%) 73 76	15, 22, 41, 52	0
1	E	174/197 (88%)	-0.04	6 (3%) 49 52	14, 23, 42, 62	0
1	F	173/197 (87%)	-0.14	6 (3%) 48 51	13, 21, 40, 52	0
1	G	174/197 (88%)	0.42	16 (9%) 11 12	16, 29, 49, 68	0
1	H	173/197 (87%)	0.31	12 (6%) 20 22	17, 25, 46, 52	0
1	I	174/197 (88%)	0.44	20 (11%) 6 7	17, 28, 51, 60	0
1	J	174/197 (88%)	-0.08	6 (3%) 49 52	13, 22, 44, 59	0
1	K	174/197 (88%)	0.13	6 (3%) 49 52	14, 26, 46, 57	0
1	L	173/197 (87%)	0.08	5 (2%) 55 59	15, 25, 44, 52	0
All	All	2083/2364 (88%)	0.05	89 (4%) 39 42	12, 23, 45, 68	0

The worst 5 of 89 RSRZ outliers are listed below:

Mol	Chain	Res	Type	RSRZ
1	I	100	SER	5.7
1	G	150	TRP	5.5
1	H	99	ASN	5.4
1	G	101	GLY	5.4
1	D	3	ILE	4.9

### 6.2 Non-standard residues in protein, DNA, RNA chains ⓘ

There are no non-standard protein/DNA/RNA residues in this entry.



## 6.3 Carbohydrates [i](#)

There are no carbohydrates in this entry.

## 6.4 Ligands [i](#)

In the following table, the Atoms column lists the number of modelled atoms in the group and the number defined in the chemical component dictionary. LLDF column lists the quality of electron density of the group with respect to its neighbouring residues in protein, DNA or RNA chains. The B-factors column lists the minimum, median, 95<sup>th</sup> percentile and maximum values of B factors of atoms in the group. The column labelled 'Q< 0.9' lists the number of atoms with occupancy less than 0.9.

Mol	Type	Chain	Res	Atoms	RSCC	RSR	LLDF	B-factors(Å <sup>2</sup> )	Q<0.9
2	PO4	C	178	5/5	0.98	0.11	0.68	36,38,41,43	0
2	PO4	E	178	5/5	0.92	0.10	0.57	61,62,63,63	0
2	PO4	D	178	5/5	0.98	0.12	0.49	40,45,49,50	0
2	PO4	J	178	5/5	0.97	0.12	0.44	45,45,50,51	0
2	PO4	F	178	5/5	0.93	0.11	0.29	53,53,55,57	0
2	PO4	A	177	5/5	0.98	0.09	0.11	23,24,30,30	0
2	PO4	L	178	5/5	0.95	0.11	-0.21	55,55,57,58	0
2	PO4	B	177	5/5	0.99	0.09	-0.24	22,24,28,28	0
2	PO4	A	178	5/5	0.98	0.10	-0.30	40,40,44,45	0
2	PO4	K	178	5/5	0.97	0.11	-0.34	58,59,60,61	0
2	PO4	J	177	5/5	0.99	0.09	-0.42	24,24,25,26	0
2	PO4	F	177	5/5	0.99	0.08	-0.85	22,27,31,33	0
2	PO4	I	177	5/5	0.99	0.06	-1.05	23,23,26,30	0
2	PO4	B	178	5/5	0.99	0.08	-1.08	35,36,41,41	0
2	PO4	E	177	5/5	0.99	0.07	-1.25	23,23,31,32	0
2	PO4	K	177	5/5	0.99	0.07	-1.38	27,29,32,34	0
2	PO4	L	177	5/5	0.98	0.07	-1.56	25,26,28,28	0
2	PO4	G	177	5/5	0.99	0.07	-1.70	28,31,33,35	0
2	PO4	C	177	5/5	0.99	0.06	-2.03	17,17,20,21	0
2	PO4	H	177	5/5	0.99	0.06	-2.27	26,30,33,33	0
2	PO4	D	177	5/5	0.99	0.05	-2.82	16,17,17,19	0

## 6.5 Other polymers [i](#)

There are no such residues in this entry.