



Full wwPDB X-ray Structure Validation Report ⓘ

Jan 31, 2016 – 07:51 PM GMT

PDB ID : 1HI0
Title : RNA DEPENDENT RNA POLYMERASE FROM DSRNA BACTERIO-
PHAGE PHI6 PLUS INITIATION COMPLEX
Authors : Grimes, J.M.; Butcher, S.J.; Makeyev, E.V.; Bamford, D.H.; Stuart, D.I.
Deposited on : 2000-12-31
Resolution : 3.00 Å(reported)

This is a Full wwPDB X-ray Structure Validation Report for a publicly released PDB entry.
We welcome your comments at validation@mail.wwpdb.org
A user guide is available at
<http://wwpdb.org/validation/2016/XrayValidationReportHelp>
with specific help available everywhere you see the ⓘ symbol.

The following versions of software and data (see [references ⓘ](#)) were used in the production of this report:

MolProbity : 4.02b-467
Mogul : 1.7 (RC4), CSD as536be (2015)
Xtriage (Phenix) : 1.9-1692
EDS : rb-20026688
Percentile statistics : 20151230.v01 (using entries in the PDB archive December 30th 2015)
Refmac : 5.8.0135
CCP4 : 6.5.0
Ideal geometry (proteins) : Engh & Huber (2001)
Ideal geometry (DNA, RNA) : Parkinson et al. (1996)
Validation Pipeline (wwPDB-VP) : trunk26865

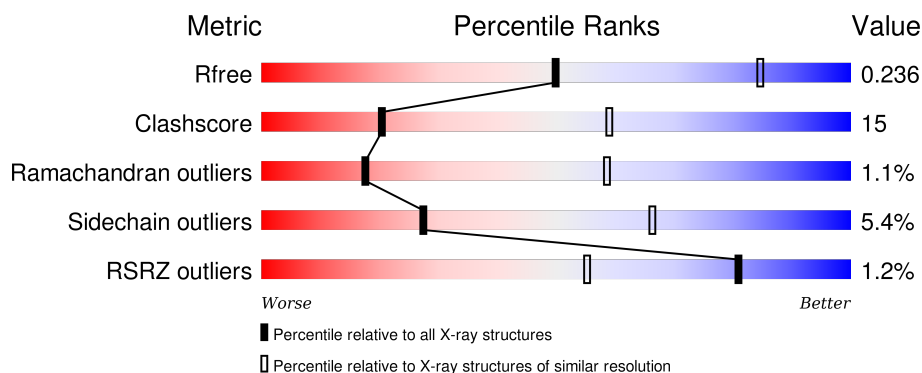
1 Overall quality at a glance

The following experimental techniques were used to determine the structure:

X-RAY DIFFRACTION

The reported resolution of this entry is 3.00 Å.

Percentile scores (ranging between 0-100) for global validation metrics of the entry are shown in the following graphic. The table shows the number of entries on which the scores are based.




Metric	Whole archive (#Entries)	Similar resolution (#Entries, resolution range(Å))
R_{free}	91344	1578 (3.00-3.00)
Clashscore	102246	1912 (3.00-3.00)
Ramachandran outliers	100387	1853 (3.00-3.00)
Sidechain outliers	100360	1856 (3.00-3.00)
RSRZ outliers	91569	1592 (3.00-3.00)

The table below summarises the geometric issues observed across the polymeric chains and their fit to the electron density. The red, orange, yellow and green segments on the lower bar indicate the fraction of residues that contain outliers for ≥ 3 , 2, 1 and 0 types of geometric quality criteria. A grey segment represents the fraction of residues that are not modelled. The numeric value for each fraction is indicated below the corresponding segment, with a dot representing fractions $\leq 5\%$. The upper red bar (where present) indicates the fraction of residues that have poor fit to the electron density. The numeric value is given above the bar.

Mol	Chain	Length	Quality of chain
1	D	5	<div> <div>20%</div> <div>40%</div> <div>20%</div> <div>20%</div> <div>20%</div> </div>
1	E	5	<div> <div>20%</div> <div>40%</div> <div>40%</div> <div>20%</div> </div>
1	F	5	<div> <div>20%</div> <div>40%</div> <div>20%</div> <div>20%</div> <div>20%</div> </div>
2	P	664	<div> <div>%</div> <div>69%</div> <div>28%</div> <div>.</div> </div>
2	Q	664	<div> <div>%</div> <div>70%</div> <div>28%</div> <div>.</div> </div>

Continued on next page...

Continued from previous page...

Mol	Chain	Length	Quality of chain
2	R	664	

The following table lists non-polymeric compounds, carbohydrate monomers and non-standard residues in protein, DNA, RNA chains that are outliers for geometric or electron-density-fit criteria:

Mol	Type	Chain	Res	Chirality	Geometry	Clashes	Electron density
4	GTP	P	666	-	-	-	X
4	GTP	Q	666	-	-	-	X
4	GTP	Q	667	-	-	-	X
4	GTP	R	666	-	-	-	X
4	GTP	R	667	-	-	-	X

2 Entry composition

There are 5 unique types of molecules in this entry. The entry contains 16221 atoms, of which 0 are hydrogens and 0 are deuteriums.

In the tables below, the ZeroOcc column contains the number of atoms modelled with zero occupancy, the AltConf column contains the number of residues with at least one atom in alternate conformation and the Trace column contains the number of residues modelled with at most 2 atoms.

- Molecule 1 is a DNA chain called DNA (5'-(*TP*TP*TP*CP*C)-3').

Mol	Chain	Residues	Atoms					ZeroOcc	AltConf	Trace
1	D	4	Total	C	N	O	P	0	0	0
			75	38	10	24	3			
1	E	4	Total	C	N	O	P	0	0	0
			75	38	10	24	3			
1	F	4	Total	C	N	O	P	0	0	0
			75	38	10	24	3			

- Molecule 2 is a protein called P2 PROTEIN.

Mol	Chain	Residues	Atoms					ZeroOcc	AltConf	Trace
2	P	664	Total	C	N	O	S	0	0	0
			5265	3342	914	977	32			
2	Q	664	Total	C	N	O	S	0	0	0
			5265	3342	914	977	32			
2	R	664	Total	C	N	O	S	0	0	0
			5265	3342	914	977	32			

There are 3 discrepancies between the modelled and reference sequences:

Chain	Residue	Modelled	Actual	Comment	Reference
P	456	MET	ILE	CONFLICT	UNP P11124
Q	456	MET	ILE	CONFLICT	UNP P11124
R	456	MET	ILE	CONFLICT	UNP P11124

- Molecule 3 is MANGANESE (II) ION (three-letter code: MN) (formula: Mn).

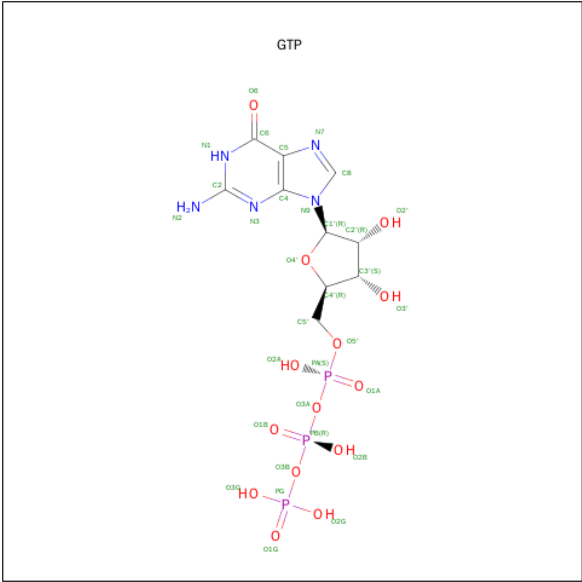
Mol	Chain	Residues	Atoms		ZeroOcc	AltConf
3	P	1	Total	Mn	0	0
			1	1		
3	R	1	Total	Mn	0	0
			1	1		

Continued on next page...

Continued from previous page...

Mol	Chain	Residues	Atoms		ZeroOcc	AltConf
3	Q	1	Total	Mn	0	0
			1	1		

- Molecule 4 is GUANOSINE-5'-TRIPHOSPHATE (three-letter code: GTP) (formula: C₁₀H₁₆N₅O₁₄P₃).



Mol	Chain	Residues	Atoms					ZeroOcc	AltConf
4	P	1	Total	C	N	O	P	0	0
			32	10	5	14	3		
4	P	1	Total	C	N	O	P	0	0
			32	10	5	14	3		
4	Q	1	Total	C	N	O	P	0	0
			32	10	5	14	3		
4	Q	1	Total	C	N	O	P	0	0
			32	10	5	14	3		
4	R	1	Total	C	N	O	P	0	0
			32	10	5	14	3		
4	R	1	Total	C	N	O	P	0	0
			32	10	5	14	3		

- Molecule 5 is MAGNESIUM ION (three-letter code: MG) (formula: Mg).

Mol	Chain	Residues	Atoms		ZeroOcc	AltConf
5	P	2	Total	Mg	0	0
			2	2		
5	R	2	Total	Mg	0	0
			2	2		

Continued on next page...

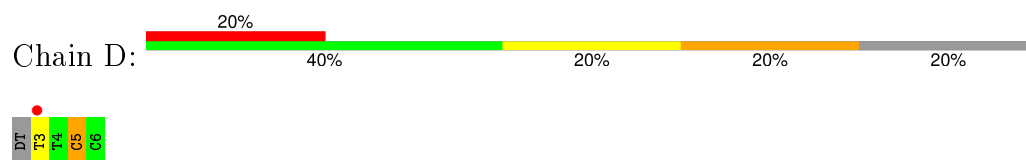
Continued from previous page...

Mol	Chain	Residues	Atoms		ZeroOcc	AltConf
5	Q	2	Total	Mg	0	0
			2	2		

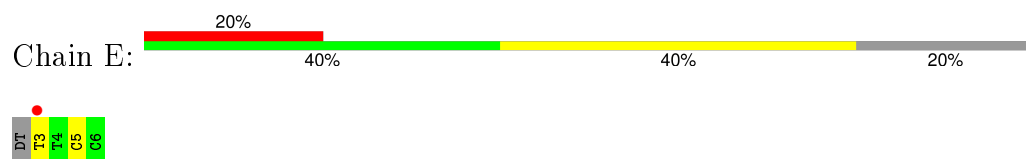
3 Residue-property plots [i](#)

These plots are drawn for all protein, RNA and DNA chains in the entry. The first graphic for a chain summarises the proportions of errors displayed in the second graphic. The second graphic shows the sequence view annotated by issues in geometry and electron density. Residues are color-coded according to the number of geometric quality criteria for which they contain at least one outlier: green = 0, yellow = 1, orange = 2 and red = 3 or more. A red dot above a residue indicates a poor fit to the electron density ($RSRZ > 2$). Stretches of 2 or more consecutive residues without any outlier are shown as a green connector. Residues present in the sample, but not in the model, are shown in grey.

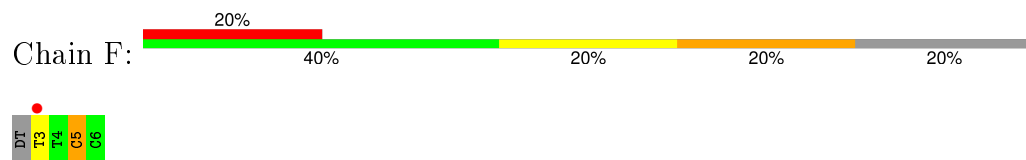
- Molecule 1: DNA (5'-(**TP*TP*TP*CP*C*)-3')



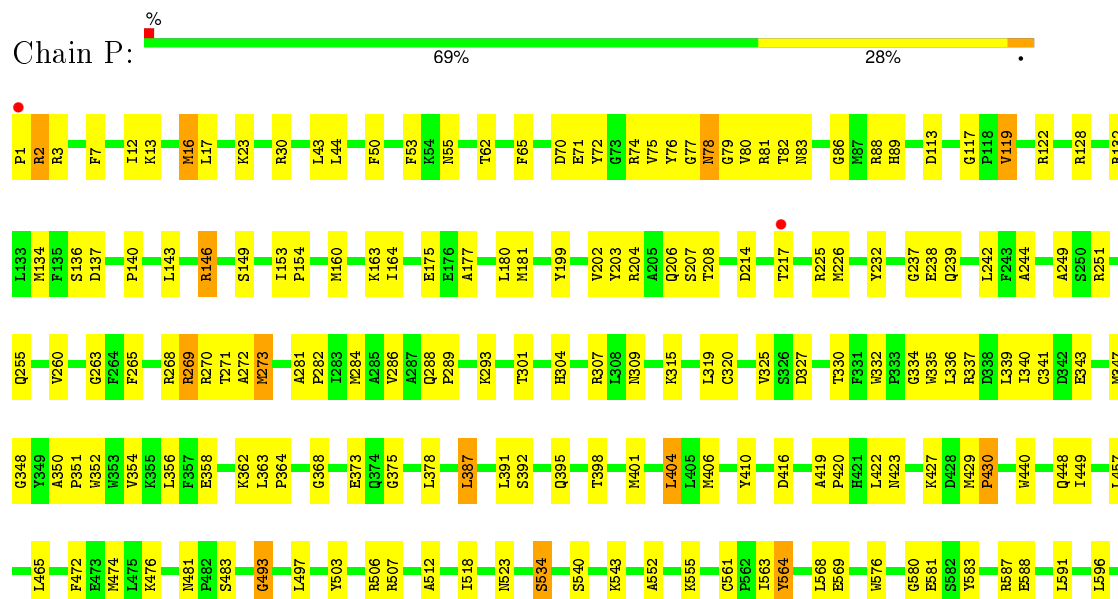
- Molecule 1: DNA (5'-(**TP*TP*TP*CP*C*)-3')

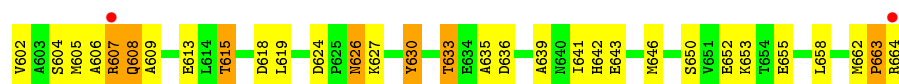


- Molecule 1: DNA (5'-(**TP*TP*TP*CP*C*)-3')

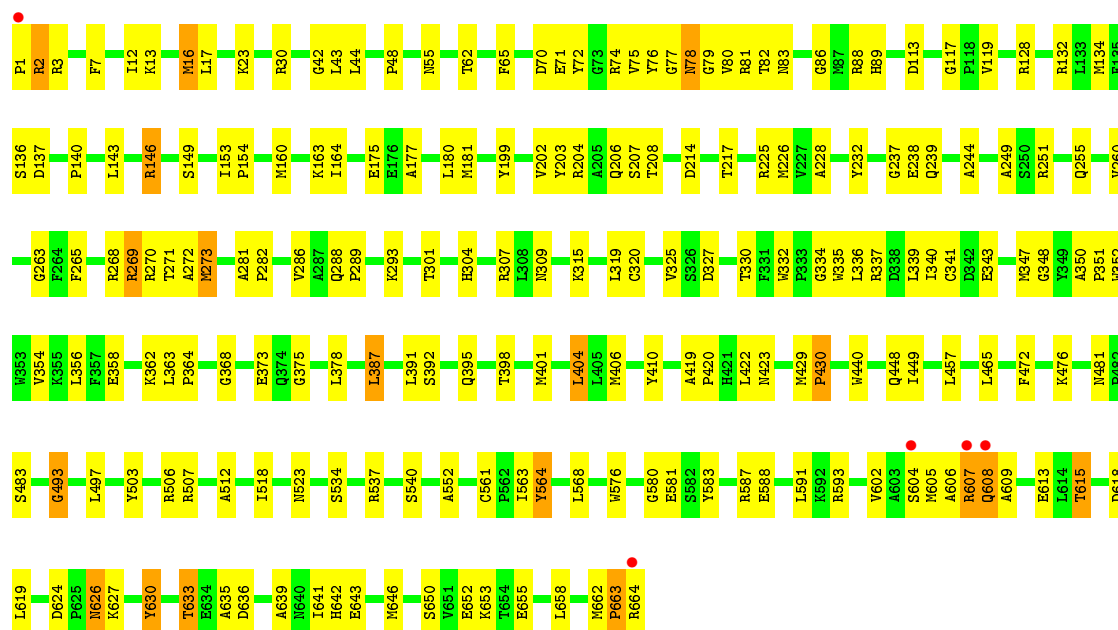


- Molecule 2: P2 PROTEIN

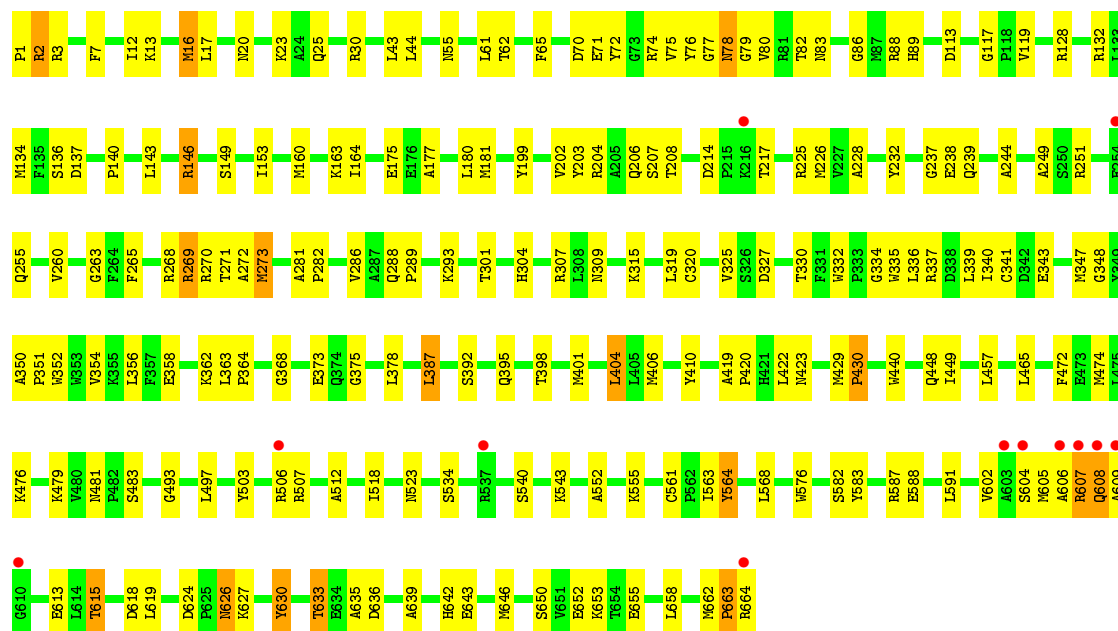




• Molecule 2: P2 PROTEIN



• Molecule 2: P2 PROTEIN



4 Data and refinement statistics

Property	Value	Source
Space group	P 1 21 1	Depositor
Cell constants a, b, c, α , β , γ	105.65Å 92.70Å 140.79Å 90.00° 101.09° 90.00°	Depositor
Resolution (Å)	20.00 – 3.00 19.82 – 3.00	Depositor EDS
% Data completeness (in resolution range)	100.0 (20.00-3.00) 100.0 (19.82-3.00)	Depositor EDS
R_{merge}	0.17	Depositor
R_{sym}	(Not available)	Depositor
$\langle I/\sigma(I) \rangle$ ¹	5.19 (at 2.98Å)	Xtriage
Refinement program	CNS 1.0	Depositor
R, R_{free}	0.214 , 0.239 0.211 , 0.236	Depositor DCC
R_{free} test set	2711 reflections (5.06%)	DCC
Wilson B-factor (Å ²)	52.1	Xtriage
Anisotropy	0.716	Xtriage
Bulk solvent k_{sol} (e/Å ³), B_{sol} (Å ²)	0.33 , 52.5	EDS
Estimated twinning fraction	No twinning to report.	Xtriage
L-test for twinning ²	$\langle L \rangle = 0.48$, $\langle L^2 \rangle = 0.31$	Xtriage
Outliers	0 of 53532 reflections	Xtriage
F_o, F_c correlation	0.92	EDS
Total number of atoms	16221	wwPDB-VP
Average B, all atoms (Å ²)	53.0	wwPDB-VP

Xtriage's analysis on translational NCS is as follows: *The largest off-origin peak in the Patterson function is 3.18% of the height of the origin peak. No significant pseudotranslation is detected.*

¹Intensities estimated from amplitudes.

²Theoretical values of $\langle |L| \rangle$, $\langle L^2 \rangle$ for acentric reflections are 0.5, 0.375 respectively for untwinned datasets, and 0.333, 0.2 for perfectly twinned datasets.

5 Model quality

5.1 Standard geometry

Bond lengths and bond angles in the following residue types are not validated in this section: GTP, MG, MN

The Z score for a bond length (or angle) is the number of standard deviations the observed value is removed from the expected value. A bond length (or angle) with $|Z| > 5$ is considered an outlier worth inspection. RMSZ is the root-mean-square of all Z scores of the bond lengths (or angles).

Mol	Chain	Bond lengths		Bond angles	
		RMSZ	# Z >5	RMSZ	# Z >5
1	D	0.58	0/82	0.94	0/124
1	E	0.58	0/82	0.94	0/124
1	F	0.58	0/82	0.94	0/124
2	P	0.49	0/5396	0.70	1/7297 (0.0%)
2	Q	0.49	0/5396	0.70	1/7297 (0.0%)
2	R	0.49	0/5396	0.70	1/7297 (0.0%)
All	All	0.50	0/16434	0.71	3/22263 (0.0%)

Chiral center outliers are detected by calculating the chiral volume of a chiral center and verifying if the center is modelled as a planar moiety or with the opposite hand. A planarity outlier is detected by checking planarity of atoms in a peptide group, atoms in a mainchain group or atoms of a sidechain that are expected to be planar.

Mol	Chain	#Chirality outliers	#Planarity outliers
1	D	0	1
1	E	0	1
1	F	0	1
All	All	0	3

There are no bond length outliers.

All (3) bond angle outliers are listed below:

Mol	Chain	Res	Type	Atoms	Z	Observed(°)	Ideal(°)
2	P	493	GLY	N-CA-C	-6.22	97.55	113.10
2	Q	493	GLY	N-CA-C	-6.22	97.55	113.10
2	R	493	GLY	N-CA-C	-6.21	97.58	113.10

There are no chirality outliers.

All (3) planarity outliers are listed below:

Mol	Chain	Res	Type	Group
1	D	5	DC	Sidechain
1	E	5	DC	Sidechain
1	F	5	DC	Sidechain

5.2 Too-close contacts

In the following table, the Non-H and H(model) columns list the number of non-hydrogen atoms and hydrogen atoms in the chain respectively. The H(added) column lists the number of hydrogen atoms added and optimized by MolProbity. The Clashes column lists the number of clashes within the asymmetric unit, whereas Symm-Clashes lists symmetry related clashes.

Mol	Chain	Non-H	H(model)	H(added)	Clashes	Symm-Clashes
1	D	75	0	48	2	0
1	E	75	0	48	1	0
1	F	75	0	48	2	0
2	P	5265	0	5165	168	1
2	Q	5265	0	5165	159	1
2	R	5265	0	5165	152	15
3	P	1	0	0	0	0
3	Q	1	0	0	0	0
3	R	1	0	0	0	0
4	P	64	0	22	2	0
4	Q	64	0	22	3	0
4	R	64	0	22	3	0
5	P	2	0	0	0	0
5	Q	2	0	0	0	0
5	R	2	0	0	0	0
All	All	16221	0	15705	465	15

The all-atom clashscore is defined as the number of clashes found per 1000 atoms (including hydrogen atoms). The all-atom clashscore for this structure is 15.

All (465) close contacts within the same asymmetric unit are listed below, sorted by their clash magnitude.

Atom-1	Atom-2	Interatomic distance (Å)	Clash overlap (Å)
2:P:608:GLN:HE22	2:Q:593:ARG:CZ	1.51	1.22
2:P:608:GLN:HE22	2:Q:593:ARG:NH1	1.50	1.08
2:Q:203:TYR:HE1	2:Q:271:THR:HG22	1.27	0.99
2:P:608:GLN:NE2	2:Q:593:ARG:NH1	2.10	0.99
2:R:203:TYR:HE1	2:R:271:THR:HG22	1.27	0.97
2:P:203:TYR:HE1	2:P:271:THR:HG22	1.28	0.96

Continued on next page...

Continued from previous page...

Atom-1	Atom-2	Interatomic distance (Å)	Clash overlap (Å)
2:R:251:ARG:HH11	2:R:255:GLN:HE22	1.14	0.95
2:P:608:GLN:NE2	2:Q:593:ARG:CZ	2.30	0.94
2:Q:251:ARG:HH11	2:Q:255:GLN:HE22	1.14	0.91
2:R:364:PRO:HA	2:R:387:LEU:HD22	1.51	0.90
2:P:364:PRO:HA	2:P:387:LEU:HD22	1.51	0.90
2:Q:364:PRO:HA	2:Q:387:LEU:HD22	1.51	0.88
2:P:251:ARG:HH11	2:P:255:GLN:HE22	1.14	0.88
2:R:615:THR:HG23	2:R:618:ASP:OD2	1.75	0.87
2:P:615:THR:HG23	2:P:618:ASP:OD2	1.75	0.87
2:Q:615:THR:HG23	2:Q:618:ASP:OD2	1.75	0.87
2:P:606:ALA:HB3	2:P:609:ALA:HB2	1.56	0.87
2:Q:606:ALA:HB3	2:Q:609:ALA:HB2	1.56	0.87
2:R:606:ALA:HB3	2:R:609:ALA:HB2	1.56	0.85
2:R:203:TYR:CE1	2:R:271:THR:HG22	2.13	0.84
2:P:203:TYR:CE1	2:P:271:THR:HG22	2.13	0.84
2:Q:203:TYR:CE1	2:Q:271:THR:HG22	2.13	0.81
2:R:419:ALA:HB1	2:R:422:LEU:HD12	1.64	0.80
2:Q:419:ALA:HB1	2:Q:422:LEU:HD12	1.64	0.79
2:P:419:ALA:HB1	2:P:422:LEU:HD12	1.64	0.78
2:R:181:MET:CE	2:R:356:LEU:HD23	2.14	0.78
2:Q:181:MET:CE	2:Q:356:LEU:HD23	2.14	0.77
2:P:181:MET:CE	2:P:356:LEU:HD23	2.14	0.77
2:P:427:LYS:HE3	2:R:12:ILE:HG21	1.67	0.76
2:R:181:MET:HE1	2:R:356:LEU:HD23	1.69	0.75
2:P:181:MET:HE1	2:P:356:LEU:HD23	1.69	0.75
2:P:608:GLN:HE22	2:Q:593:ARG:NE	1.82	0.74
2:R:132:ARG:NH1	2:R:343:GLU:OE2	2.21	0.73
2:Q:132:ARG:NH1	2:Q:343:GLU:OE2	2.21	0.73
2:P:132:ARG:NH1	2:P:343:GLU:OE2	2.21	0.73
2:P:518:ILE:HB	2:P:561:CYS:SG	2.29	0.73
2:R:518:ILE:HB	2:R:561:CYS:SG	2.29	0.72
2:Q:288:GLN:HB3	2:Q:289:PRO:HD3	1.72	0.72
2:Q:518:ILE:HB	2:Q:561:CYS:SG	2.29	0.72
2:P:288:GLN:HB3	2:P:289:PRO:HD3	1.72	0.71
2:Q:627:LYS:HA	2:Q:630:TYR:CE2	2.27	0.70
2:P:627:LYS:HA	2:P:630:TYR:CE2	2.26	0.70
2:Q:181:MET:HE3	2:Q:356:LEU:HD23	1.74	0.70
2:R:288:GLN:HB3	2:R:289:PRO:HD3	1.72	0.70
2:R:627:LYS:HA	2:R:630:TYR:CE2	2.26	0.69
2:R:137:ASP:H	2:R:293:LYS:NZ	1.90	0.69
2:P:137:ASP:H	2:P:293:LYS:NZ	1.90	0.69

Continued on next page...

Continued from previous page...

Atom-1	Atom-2	Interatomic distance (Å)	Clash overlap (Å)
2:P:225:ARG:NH1	2:P:268:ARG:NH1	2.40	0.69
2:Q:225:ARG:NH1	2:Q:268:ARG:NH1	2.40	0.69
2:Q:137:ASP:H	2:Q:293:LYS:NZ	1.90	0.68
2:R:225:ARG:NH1	2:R:268:ARG:NH1	2.40	0.68
2:P:364:PRO:HA	2:P:387:LEU:CD2	2.25	0.67
2:P:225:ARG:HD2	2:P:268:ARG:HD2	1.77	0.67
2:R:225:ARG:HD2	2:R:268:ARG:HD2	1.77	0.66
2:Q:652:GLU:CD	2:Q:652:GLU:H	1.99	0.66
2:Q:552:ALA:HB3	2:Q:619:LEU:HD13	1.78	0.66
2:Q:364:PRO:HA	2:Q:387:LEU:CD2	2.25	0.66
2:P:652:GLU:H	2:P:652:GLU:CD	1.99	0.66
2:Q:225:ARG:HD2	2:Q:268:ARG:HD2	1.77	0.66
2:R:552:ALA:HB3	2:R:619:LEU:HD13	1.78	0.66
2:R:652:GLU:H	2:R:652:GLU:CD	1.99	0.65
2:P:465:LEU:O	2:P:465:LEU:HD12	1.97	0.65
2:R:78:ASN:ND2	2:R:80:VAL:H	1.94	0.65
2:Q:78:ASN:ND2	2:Q:80:VAL:H	1.93	0.65
2:P:78:ASN:ND2	2:P:80:VAL:H	1.94	0.65
2:R:465:LEU:O	2:R:465:LEU:HD12	1.97	0.65
2:P:552:ALA:HB3	2:P:619:LEU:HD13	1.78	0.64
2:Q:465:LEU:O	2:Q:465:LEU:HD12	1.97	0.64
2:R:175:GLU:HA	2:R:352:TRP:CE3	2.33	0.64
2:R:160:MET:O	2:R:164:ILE:HG12	1.98	0.64
2:R:364:PRO:HA	2:R:387:LEU:CD2	2.25	0.63
2:P:251:ARG:HB2	2:P:255:GLN:HE21	1.64	0.63
2:R:251:ARG:HB2	2:R:255:GLN:HE21	1.64	0.63
2:R:74:ARG:HB3	2:R:503:TYR:CD2	2.34	0.63
2:Q:175:GLU:HA	2:Q:352:TRP:CE3	2.33	0.63
1:D:3:DT:H5"	2:P:23:LYS:HE3	1.80	0.63
1:F:3:DT:H5"	2:R:23:LYS:HE3	1.80	0.63
2:P:55:ASN:OD1	2:P:88:ARG:NH2	2.31	0.63
2:P:74:ARG:HB3	2:P:503:TYR:CD2	2.34	0.63
2:Q:429:MET:HB2	2:Q:430:PRO:HD3	1.82	0.62
2:P:429:MET:HB2	2:P:430:PRO:HD3	1.81	0.62
2:P:175:GLU:HA	2:P:352:TRP:CE3	2.33	0.62
2:Q:606:ALA:CB	2:Q:609:ALA:HB2	2.29	0.62
2:P:633:THR:HG23	2:P:635:ALA:H	1.65	0.62
2:P:160:MET:O	2:P:164:ILE:HG12	1.98	0.62
1:E:3:DT:H5"	2:Q:23:LYS:HE3	1.81	0.62
2:Q:137:ASP:H	2:Q:293:LYS:HZ2	1.47	0.62
2:Q:160:MET:O	2:Q:164:ILE:HG12	1.98	0.62

Continued on next page...

Continued from previous page...

Atom-1	Atom-2	Interatomic distance (Å)	Clash overlap (Å)
2:Q:181:MET:HE1	2:Q:356:LEU:HD23	1.80	0.61
2:Q:251:ARG:HB2	2:Q:255:GLN:HE21	1.64	0.61
2:P:251:ARG:HH11	2:P:255:GLN:NE2	1.93	0.61
2:Q:74:ARG:HB3	2:Q:503:TYR:CD2	2.34	0.61
2:R:137:ASP:H	2:R:293:LYS:HZ2	1.48	0.61
2:Q:663:PRO:HG2	2:Q:664:ARG:H	1.65	0.61
2:Q:55:ASN:OD1	2:Q:88:ARG:NH2	2.31	0.61
2:Q:251:ARG:HH11	2:Q:255:GLN:NE2	1.93	0.61
2:R:633:THR:HG23	2:R:635:ALA:H	1.65	0.61
2:Q:633:THR:HG23	2:Q:635:ALA:H	1.65	0.61
2:P:663:PRO:HG2	2:P:664:ARG:H	1.65	0.61
2:R:606:ALA:O	2:R:608:GLN:N	2.31	0.60
2:P:72:TYR:CE1	2:P:476:LYS:HD3	2.36	0.60
2:R:251:ARG:HH11	2:R:255:GLN:NE2	1.93	0.60
2:R:72:TYR:CE1	2:R:476:LYS:HD3	2.36	0.60
2:R:663:PRO:HG2	2:R:664:ARG:H	1.65	0.60
2:R:606:ALA:CB	2:R:609:ALA:HB2	2.29	0.60
2:Q:72:TYR:CE1	2:Q:476:LYS:HD3	2.36	0.59
2:R:429:MET:HB2	2:R:430:PRO:HD3	1.82	0.59
2:P:122:ARG:NH2	2:R:20:ASN:ND2	2.51	0.59
2:R:72:TYR:CZ	2:R:476:LYS:HD3	2.38	0.59
2:P:72:TYR:CZ	2:P:476:LYS:HD3	2.38	0.59
2:Q:72:TYR:CZ	2:Q:476:LYS:HD3	2.38	0.59
2:R:55:ASN:OD1	2:R:88:ARG:NH2	2.31	0.58
2:R:650:SER:HB2	2:R:652:GLU:OE1	2.03	0.58
2:P:606:ALA:CB	2:P:609:ALA:HB2	2.29	0.58
2:R:181:MET:HE3	2:R:356:LEU:HD23	1.86	0.58
2:R:606:ALA:C	2:R:608:GLN:H	2.07	0.58
2:Q:325:VAL:HG21	2:Q:406:MET:CE	2.34	0.58
2:Q:606:ALA:C	2:Q:608:GLN:H	2.07	0.58
2:Q:650:SER:HB2	2:Q:652:GLU:OE1	2.03	0.58
2:R:128:ARG:HG3	2:R:339:LEU:HD21	1.86	0.58
2:R:420:PRO:HA	2:R:423:ASN:ND2	2.19	0.57
2:P:70:ASP:OD1	2:P:74:ARG:NH1	2.37	0.57
2:P:420:PRO:HA	2:P:423:ASN:ND2	2.19	0.57
2:R:325:VAL:HG21	2:R:406:MET:CE	2.34	0.57
2:Q:606:ALA:O	2:Q:608:GLN:N	2.31	0.57
2:Q:70:ASP:OD1	2:Q:74:ARG:NH1	2.37	0.57
2:P:325:VAL:HG21	2:P:406:MET:CE	2.34	0.57
2:Q:420:PRO:HA	2:Q:423:ASN:ND2	2.19	0.57
2:P:650:SER:HB2	2:P:652:GLU:OE1	2.03	0.57

Continued on next page...

Continued from previous page...

Atom-1	Atom-2	Interatomic distance (Å)	Clash overlap (Å)
2:P:606:ALA:O	2:P:608:GLN:N	2.31	0.57
2:Q:78:ASN:HD22	2:Q:79:GLY:N	2.03	0.57
2:R:363:LEU:HG	2:R:364:PRO:HD2	1.87	0.57
2:P:128:ARG:HG3	2:P:339:LEU:HD21	1.86	0.57
2:R:78:ASN:HD22	2:R:79:GLY:N	2.03	0.57
2:Q:128:ARG:HG3	2:Q:339:LEU:HD21	1.86	0.57
2:R:203:TYR:HB3	2:R:269:ARG:HD2	1.88	0.56
2:P:363:LEU:HG	2:P:364:PRO:HD2	1.87	0.56
2:R:70:ASP:OD1	2:R:74:ARG:NH1	2.37	0.56
2:P:137:ASP:H	2:P:293:LYS:HZ2	1.52	0.56
2:P:134:MET:SD	2:P:404:LEU:HD23	2.46	0.56
2:Q:86:GLY:O	2:Q:89:HIS:HD2	1.89	0.56
2:P:78:ASN:HD22	2:P:79:GLY:N	2.03	0.56
2:P:301:THR:HG22	2:P:448:GLN:O	2.06	0.56
2:P:327:ASP:OD1	2:P:330:THR:HG23	2.06	0.56
2:R:86:GLY:O	2:R:89:HIS:HD2	1.89	0.56
2:P:203:TYR:HB3	2:P:269:ARG:HD2	1.88	0.56
2:P:427:LYS:HE3	2:R:12:ILE:CG2	2.35	0.56
2:R:327:ASP:OD1	2:R:330:THR:HG23	2.06	0.56
2:Q:363:LEU:HG	2:Q:364:PRO:HD2	1.87	0.56
2:Q:607:ARG:O	2:Q:608:GLN:HG3	2.06	0.56
2:Q:203:TYR:HB3	2:Q:269:ARG:HD2	1.88	0.56
2:Q:301:THR:HG22	2:Q:448:GLN:O	2.06	0.56
2:P:606:ALA:C	2:P:608:GLN:H	2.07	0.55
2:P:607:ARG:O	2:P:608:GLN:HG3	2.06	0.55
2:Q:419:ALA:CB	2:Q:422:LEU:HD12	2.36	0.55
2:Q:134:MET:SD	2:Q:404:LEU:HD23	2.46	0.55
2:R:134:MET:SD	2:R:404:LEU:HD23	2.46	0.55
2:P:181:MET:HE3	2:P:356:LEU:HD23	1.86	0.55
2:P:1:PRO:HG2	2:P:238:GLU:OE1	2.07	0.55
2:R:1:PRO:HG2	2:R:238:GLU:OE1	2.07	0.55
2:R:607:ARG:O	2:R:608:GLN:HG3	2.06	0.55
2:P:86:GLY:O	2:P:89:HIS:HD2	1.89	0.55
2:Q:327:ASP:OD1	2:Q:330:THR:HG23	2.06	0.55
2:P:71:GLU:H	2:P:71:GLU:CD	2.10	0.55
2:R:301:THR:HG22	2:R:448:GLN:O	2.06	0.55
2:Q:71:GLU:H	2:Q:71:GLU:CD	2.10	0.54
2:P:149:SER:OG	2:P:163:LYS:HE3	2.08	0.54
2:Q:1:PRO:HG2	2:Q:238:GLU:OE1	2.07	0.54
2:R:149:SER:OG	2:R:163:LYS:HE3	2.08	0.54
2:R:419:ALA:CB	2:R:422:LEU:HD12	2.36	0.54

Continued on next page...

Continued from previous page...

Atom-1	Atom-2	Interatomic distance (Å)	Clash overlap (Å)
2:P:419:ALA:CB	2:P:422:LEU:HD12	2.36	0.54
2:Q:149:SER:OG	2:Q:163:LYS:HE3	2.08	0.54
2:P:596:LEU:HD12	2:Q:42:GLY:HA3	1.90	0.54
2:R:663:PRO:O	2:R:664:ARG:CZ	2.56	0.53
2:P:17:LEU:HB3	2:P:153:ILE:HD13	1.90	0.53
2:R:177:ALA:O	2:R:180:LEU:HB2	2.08	0.53
2:P:608:GLN:HE22	2:Q:593:ARG:CD	2.21	0.53
2:R:88:ARG:HD3	2:R:263:GLY:O	2.09	0.53
2:R:71:GLU:H	2:R:71:GLU:CD	2.10	0.53
2:R:17:LEU:HB3	2:R:153:ILE:HD13	1.90	0.53
2:R:325:VAL:HG21	2:R:406:MET:HE1	1.91	0.53
2:Q:177:ALA:O	2:Q:180:LEU:HB2	2.08	0.53
2:Q:203:TYR:HE1	2:Q:271:THR:CG2	2.13	0.53
2:P:663:PRO:O	2:P:664:ARG:CZ	2.56	0.53
2:Q:62:THR:HG23	2:Q:83:ASN:HB2	1.91	0.53
2:R:225:ARG:NH1	2:R:268:ARG:CZ	2.72	0.53
2:P:88:ARG:HD3	2:P:263:GLY:O	2.09	0.53
2:Q:663:PRO:O	2:Q:664:ARG:CZ	2.56	0.53
2:P:177:ALA:O	2:P:180:LEU:HB2	2.08	0.53
2:P:225:ARG:NH1	2:P:268:ARG:CZ	2.72	0.52
2:Q:88:ARG:HD3	2:Q:263:GLY:O	2.09	0.52
2:R:7:PHE:CE2	2:R:13:LYS:HD2	2.44	0.52
2:Q:17:LEU:HB3	2:Q:153:ILE:HD13	1.91	0.52
2:P:7:PHE:CE2	2:P:13:LYS:HD2	2.45	0.52
2:Q:7:PHE:CE2	2:Q:13:LYS:HD2	2.45	0.52
2:P:650:SER:OG	2:P:653:LYS:HG3	2.09	0.52
2:R:650:SER:OG	2:R:653:LYS:HG3	2.09	0.52
2:Q:225:ARG:NH1	2:Q:268:ARG:CZ	2.73	0.52
2:P:226:MET:HE1	2:P:244:ALA:HB2	1.92	0.52
2:R:62:THR:HG23	2:R:83:ASN:HB2	1.91	0.52
2:Q:650:SER:OG	2:Q:653:LYS:HG3	2.09	0.52
2:Q:481:ASN:ND2	2:Q:483:SER:O	2.43	0.52
2:R:304:HIS:HA	2:R:309:ASN:ND2	2.25	0.52
2:Q:65:PHE:CD1	2:Q:563:ILE:HG21	2.45	0.52
2:Q:304:HIS:HA	2:Q:309:ASN:ND2	2.25	0.52
2:P:304:HIS:HA	2:P:309:ASN:ND2	2.25	0.51
2:P:62:THR:HG23	2:P:83:ASN:HB2	1.91	0.51
2:R:65:PHE:CD1	2:R:563:ILE:HG21	2.45	0.51
2:P:481:ASN:ND2	2:P:483:SER:O	2.43	0.51
2:Q:225:ARG:HH12	2:Q:268:ARG:NH1	2.09	0.51
2:Q:325:VAL:HG21	2:Q:406:MET:HE2	1.93	0.51

Continued on next page...

Continued from previous page...

Atom-1	Atom-2	Interatomic distance (Å)	Clash overlap (Å)
2:R:481:ASN:ND2	2:R:483:SER:O	2.43	0.51
2:R:203:TYR:HE1	2:R:271:THR:CG2	2.13	0.51
2:R:251:ARG:NH1	2:R:255:GLN:HE22	1.96	0.51
2:R:232:TYR:CE2	2:R:237:GLY:HA2	2.46	0.51
2:Q:307:ARG:HB2	2:Q:307:ARG:CZ	2.41	0.51
2:P:65:PHE:CD1	2:P:563:ILE:HG21	2.45	0.51
2:P:232:TYR:CE2	2:P:237:GLY:HA2	2.46	0.51
2:R:307:ARG:HB2	2:R:307:ARG:CZ	2.41	0.51
2:R:226:MET:HE1	2:R:244:ALA:HB2	1.93	0.50
2:P:225:ARG:HH12	2:P:268:ARG:NH1	2.09	0.50
2:Q:642:HIS:CE1	2:Q:646:MET:HG3	2.46	0.50
2:P:203:TYR:HE1	2:P:271:THR:CG2	2.13	0.50
2:Q:652:GLU:CD	2:Q:652:GLU:N	2.64	0.50
2:R:78:ASN:HD22	2:R:78:ASN:C	2.15	0.50
2:R:339:LEU:C	2:R:339:LEU:HD23	2.32	0.50
2:P:642:HIS:CE1	2:P:646:MET:HG3	2.46	0.50
2:P:652:GLU:N	2:P:652:GLU:CD	2.64	0.50
2:R:315:LYS:HE2	2:R:512:ALA:O	2.12	0.50
2:P:307:ARG:HB2	2:P:307:ARG:CZ	2.41	0.50
2:P:315:LYS:HE2	2:P:512:ALA:O	2.12	0.49
2:Q:232:TYR:CE2	2:Q:237:GLY:HA2	2.46	0.49
2:R:642:HIS:CE1	2:R:646:MET:HG3	2.46	0.49
2:R:225:ARG:HH12	2:R:268:ARG:NH1	2.09	0.49
2:Q:339:LEU:HD23	2:Q:339:LEU:C	2.32	0.49
2:P:78:ASN:HD22	2:P:78:ASN:C	2.15	0.49
2:Q:226:MET:HE1	2:Q:244:ALA:HB2	1.95	0.49
2:P:339:LEU:C	2:P:339:LEU:HD23	2.32	0.49
2:R:202:VAL:CG2	2:R:272:ALA:HB3	2.43	0.49
2:R:652:GLU:N	2:R:652:GLU:CD	2.64	0.49
2:P:664:ARG:HG2	2:P:664:ARG:HH11	1.78	0.49
2:R:1:PRO:O	2:R:2:ARG:HB3	2.13	0.49
2:P:613:GLU:HA	2:P:613:GLU:OE1	2.13	0.49
2:Q:132:ARG:HD2	2:Q:429:MET:HE2	1.94	0.49
2:Q:613:GLU:OE1	2:Q:613:GLU:HA	2.13	0.49
2:P:119:VAL:O	2:R:25:GLN:HG3	2.12	0.49
2:P:1:PRO:O	2:P:2:ARG:HB3	2.13	0.49
2:P:325:VAL:HG21	2:P:406:MET:HE1	1.95	0.48
2:Q:315:LYS:HE2	2:Q:512:ALA:O	2.12	0.48
2:P:214:ASP:HB3	2:P:217:THR:OG1	2.13	0.48
2:P:202:VAL:CG2	2:P:272:ALA:HB3	2.43	0.48
2:Q:214:ASP:HB3	2:Q:217:THR:OG1	2.13	0.48

Continued on next page...

Continued from previous page...

Atom-1	Atom-2	Interatomic distance (Å)	Clash overlap (Å)
2:R:214:ASP:HB3	2:R:217:THR:OG1	2.13	0.48
2:R:251:ARG:HB2	2:R:255:GLN:NE2	2.29	0.48
2:R:132:ARG:HD2	2:R:429:MET:HE3	1.94	0.48
2:R:664:ARG:HG2	2:R:664:ARG:HH11	1.78	0.48
2:Q:251:ARG:HB2	2:Q:255:GLN:NE2	2.29	0.48
2:Q:664:ARG:HG2	2:Q:664:ARG:HH11	1.78	0.48
2:Q:202:VAL:CG2	2:Q:272:ALA:HB3	2.43	0.48
2:R:613:GLU:OE1	2:R:613:GLU:HA	2.13	0.48
2:Q:181:MET:HE3	2:Q:356:LEU:CD2	2.43	0.48
2:Q:78:ASN:HD22	2:Q:78:ASN:C	2.15	0.48
2:Q:226:MET:HE2	2:Q:244:ALA:HA	1.95	0.48
2:P:350:ALA:HB1	2:P:352:TRP:NE1	2.29	0.47
2:Q:350:ALA:HB1	2:Q:352:TRP:NE1	2.29	0.47
2:R:226:MET:HE2	2:R:244:ALA:HA	1.96	0.47
2:P:336:LEU:O	2:P:340:ILE:HG13	2.14	0.47
2:Q:286:VAL:C	2:Q:289:PRO:HD2	2.35	0.47
2:R:286:VAL:C	2:R:289:PRO:HD2	2.34	0.47
2:Q:136:SER:OG	2:Q:293:LYS:NZ	2.41	0.47
2:Q:1:PRO:O	2:Q:2:ARG:HB3	2.13	0.47
2:P:226:MET:HE2	2:P:244:ALA:HA	1.97	0.47
2:R:281:ALA:HB3	2:R:282:PRO:CD	2.45	0.47
2:P:132:ARG:HA	2:P:347:MET:SD	2.55	0.47
2:R:350:ALA:HB1	2:R:352:TRP:NE1	2.29	0.47
2:P:251:ARG:HB2	2:P:255:GLN:NE2	2.29	0.47
2:P:286:VAL:C	2:P:289:PRO:HD2	2.35	0.47
2:Q:368:GLY:O	2:Q:375:GLY:HA3	2.15	0.47
2:P:136:SER:OG	2:P:293:LYS:NZ	2.41	0.46
2:R:132:ARG:HA	2:R:347:MET:SD	2.55	0.46
2:R:336:LEU:O	2:R:340:ILE:HG13	2.14	0.46
2:P:658:LEU:HG	2:P:662:MET:HE2	1.98	0.46
2:P:368:GLY:O	2:P:375:GLY:HA3	2.15	0.46
2:P:153:ILE:HA	2:P:154:PRO:HA	1.75	0.46
2:Q:336:LEU:O	2:Q:340:ILE:HG13	2.14	0.46
2:P:664:ARG:HG2	2:P:664:ARG:NH1	2.31	0.46
2:R:664:ARG:NH1	2:R:664:ARG:HG2	2.31	0.46
2:Q:281:ALA:HB3	2:Q:282:PRO:CD	2.45	0.46
2:P:286:VAL:O	2:P:289:PRO:HD2	2.16	0.46
2:R:199:TYR:HB3	2:R:273:MET:HB3	1.97	0.46
2:Q:251:ARG:CB	2:Q:255:GLN:HE21	2.29	0.46
2:Q:664:ARG:NH1	2:Q:664:ARG:HG2	2.31	0.46
2:R:368:GLY:O	2:R:375:GLY:HA3	2.15	0.46

Continued on next page...

Continued from previous page...

Atom-1	Atom-2	Interatomic distance (Å)	Clash overlap (Å)
2:Q:117:GLY:HA2	2:Q:335:TRP:CD2	2.51	0.46
2:P:281:ALA:HB3	2:P:282:PRO:CD	2.45	0.46
2:R:117:GLY:HA2	2:R:335:TRP:CD2	2.51	0.45
2:Q:251:ARG:NH1	2:Q:255:GLN:HE22	1.97	0.45
2:Q:132:ARG:HA	2:Q:347:MET:SD	2.55	0.45
2:P:132:ARG:HD2	2:P:429:MET:HE2	1.98	0.45
2:Q:395:GLN:HB3	2:Q:398:THR:HG23	1.99	0.45
2:Q:449:ILE:O	2:Q:449:ILE:HG13	2.16	0.45
2:Q:286:VAL:O	2:Q:289:PRO:HD2	2.16	0.45
2:R:136:SER:OG	2:R:293:LYS:NZ	2.41	0.45
2:Q:332:TRP:CZ2	2:Q:401:MET:HB3	2.51	0.45
2:P:449:ILE:HG13	2:P:449:ILE:O	2.16	0.45
2:P:325:VAL:HG21	2:P:406:MET:HE2	1.97	0.45
2:P:117:GLY:HA2	2:P:335:TRP:CD2	2.51	0.45
2:R:332:TRP:CZ2	2:R:401:MET:HB3	2.51	0.45
2:Q:204:ARG:NH1	2:Q:270:ARG:CD	2.80	0.45
2:R:564:TYR:CZ	2:R:568:LEU:HD11	2.52	0.45
2:R:140:PRO:HB3	2:R:655:GLU:HA	1.99	0.45
2:P:199:TYR:HB3	2:P:273:MET:HB3	1.97	0.45
2:Q:146:ARG:NH2	2:Q:540:SER:O	2.50	0.45
2:Q:199:TYR:HB3	2:Q:273:MET:HB3	1.97	0.45
2:R:449:ILE:HG13	2:R:449:ILE:O	2.16	0.45
2:P:564:TYR:CZ	2:P:568:LEU:HD11	2.52	0.45
2:P:332:TRP:CZ2	2:P:401:MET:HB3	2.51	0.45
2:P:391:LEU:HA	2:P:391:LEU:HD23	1.69	0.45
2:R:146:ARG:NH2	2:R:540:SER:O	2.50	0.45
2:R:286:VAL:O	2:R:289:PRO:HD2	2.16	0.45
2:Q:662:MET:HB3	2:Q:663:PRO:HD2	1.99	0.45
2:P:146:ARG:NH2	2:P:540:SER:O	2.50	0.45
2:R:204:ARG:NH1	2:R:270:ARG:CD	2.80	0.45
2:R:639:ALA:O	2:R:643:GLU:HG3	2.17	0.45
2:P:204:ARG:NH1	2:P:270:ARG:CD	2.80	0.45
2:P:251:ARG:NH1	2:P:255:GLN:HE22	1.96	0.44
2:R:662:MET:HB3	2:R:663:PRO:HD2	1.99	0.44
2:P:301:THR:HG23	2:P:440:TRP:O	2.18	0.44
2:P:639:ALA:O	2:P:643:GLU:HG3	2.17	0.44
2:R:249:ALA:O	2:R:260:VAL:HG21	2.17	0.44
2:Q:564:TYR:CZ	2:Q:568:LEU:HD11	2.52	0.44
2:R:395:GLN:HB3	2:R:398:THR:HG23	1.99	0.44
2:P:62:THR:CG2	2:P:83:ASN:HB2	2.48	0.44
2:Q:630:TYR:CE1	4:Q:666:GTP:H1'	2.53	0.44

Continued on next page...

Continued from previous page...

Atom-1	Atom-2	Interatomic distance (Å)	Clash overlap (Å)
2:P:416:ASP:CG	2:R:20:ASN:HD22	2.21	0.44
2:Q:62:THR:CG2	2:Q:83:ASN:HB2	2.48	0.44
2:Q:249:ALA:O	2:Q:260:VAL:HG21	2.18	0.44
2:P:251:ARG:CB	2:P:255:GLN:HE21	2.29	0.44
2:P:630:TYR:CE1	4:P:666:GTP:H1'	2.53	0.44
2:R:301:THR:HG23	2:R:440:TRP:O	2.18	0.44
2:P:395:GLN:HB3	2:P:398:THR:HG23	1.99	0.44
2:P:81:ARG:NH1	2:P:493:GLY:O	2.51	0.44
2:P:427:LYS:CE	2:R:12:ILE:HG21	2.42	0.44
2:R:132:ARG:HD2	2:R:429:MET:CE	2.47	0.44
2:P:662:MET:HB3	2:P:663:PRO:HD2	1.99	0.44
2:R:62:THR:CG2	2:R:83:ASN:HB2	2.48	0.44
2:P:242:LEU:HA	2:P:242:LEU:HD12	1.75	0.44
2:P:630:TYR:HB3	4:P:666:GTP:N2	2.33	0.44
2:Q:153:ILE:HA	2:Q:154:PRO:HA	1.75	0.44
2:Q:319:LEU:HD12	2:Q:320:CYS:H	1.83	0.44
2:R:61:LEU:HD23	2:R:61:LEU:HA	1.78	0.43
2:P:122:ARG:HH21	2:R:20:ASN:ND2	2.14	0.43
2:Q:301:THR:HG23	2:Q:440:TRP:O	2.18	0.43
2:R:602:VAL:HB	2:R:605:MET:HB2	2.00	0.43
2:Q:639:ALA:O	2:Q:643:GLU:HG3	2.17	0.43
2:P:7:PHE:N	2:P:7:PHE:CD1	2.87	0.43
2:P:249:ALA:O	2:P:260:VAL:HG21	2.17	0.43
2:P:12:ILE:O	2:P:16:MET:HG3	2.19	0.43
2:Q:602:VAL:HB	2:Q:605:MET:HB2	2.00	0.43
2:P:633:THR:HG23	2:P:635:ALA:N	2.32	0.43
2:P:140:PRO:HB3	2:P:655:GLU:HA	1.99	0.43
2:R:348:GLY:O	2:R:663:PRO:HB3	2.18	0.43
1:F:5:DC:OP2	2:R:543:LYS:NZ	2.48	0.43
2:P:602:VAL:HB	2:P:605:MET:HB2	2.00	0.43
2:P:341:CYS:SG	2:P:358:GLU:HB2	2.58	0.43
2:R:12:ILE:O	2:R:16:MET:HG3	2.19	0.43
2:P:132:ARG:HD2	2:P:429:MET:CE	2.47	0.43
2:R:630:TYR:CE1	4:R:666:GTP:H1'	2.53	0.43
2:P:348:GLY:O	2:P:663:PRO:HB3	2.18	0.43
2:R:7:PHE:N	2:R:7:PHE:CD1	2.87	0.43
2:R:341:CYS:SG	2:R:358:GLU:HB2	2.58	0.43
2:Q:132:ARG:HD2	2:Q:429:MET:CE	2.47	0.43
2:Q:140:PRO:HB3	2:Q:655:GLU:HA	1.99	0.43
2:P:506:ARG:O	2:P:507:ARG:HB2	2.19	0.43
2:R:208:THR:HG21	2:R:523:ASN:OD1	2.19	0.43

Continued on next page...

Continued from previous page...

Atom-1	Atom-2	Interatomic distance (Å)	Clash overlap (Å)
2:P:608:GLN:NE2	2:Q:593:ARG:CD	2.82	0.43
2:R:630:TYR:HB3	4:R:666:GTP:N2	2.33	0.43
2:P:474:MET:HB2	2:P:474:MET:HE2	1.78	0.43
2:Q:325:VAL:HG21	2:Q:406:MET:HE1	2.00	0.43
2:Q:265:PHE:N	2:Q:265:PHE:CD1	2.87	0.43
2:Q:341:CYS:SG	2:Q:358:GLU:HB2	2.58	0.43
2:Q:630:TYR:HB3	4:Q:666:GTP:N2	2.33	0.43
2:Q:7:PHE:N	2:Q:7:PHE:CD1	2.87	0.43
2:P:208:THR:HG21	2:P:523:ASN:OD1	2.19	0.43
2:R:319:LEU:HD12	2:R:320:CYS:H	1.83	0.43
2:Q:208:THR:HG21	2:Q:523:ASN:OD1	2.19	0.43
2:P:663:PRO:CG	2:P:664:ARG:H	2.32	0.43
2:Q:76:TYR:CD1	2:Q:77:GLY:N	2.87	0.43
2:R:265:PHE:N	2:R:265:PHE:CD1	2.87	0.43
2:R:350:ALA:O	2:R:354:VAL:HG23	2.19	0.42
2:P:633:THR:HG22	2:P:636:ASP:OD2	2.19	0.42
2:Q:348:GLY:O	2:Q:663:PRO:HB3	2.18	0.42
2:R:633:THR:HG22	2:R:636:ASP:OD2	2.19	0.42
2:Q:82:THR:OG1	2:Q:83:ASN:N	2.52	0.42
2:Q:81:ARG:NH1	2:Q:493:GLY:O	2.51	0.42
2:R:76:TYR:CD1	2:R:77:GLY:N	2.87	0.42
2:P:265:PHE:CD1	2:P:265:PHE:N	2.87	0.42
2:R:82:THR:OG1	2:R:83:ASN:N	2.52	0.42
2:P:534:SER:O	2:Q:48:PRO:HG2	2.19	0.42
2:R:506:ARG:O	2:R:507:ARG:HB2	2.19	0.42
2:Q:350:ALA:O	2:Q:354:VAL:HG23	2.19	0.42
2:P:350:ALA:O	2:P:354:VAL:HG23	2.19	0.42
2:Q:658:LEU:HG	2:Q:662:MET:HE2	2.01	0.42
2:R:663:PRO:CG	2:R:664:ARG:H	2.32	0.42
2:P:334:GLY:O	2:P:337:ARG:HB3	2.19	0.42
2:Q:410:TYR:HB3	2:Q:457:LEU:HD21	2.02	0.42
2:R:251:ARG:CB	2:R:255:GLN:HE21	2.29	0.42
2:P:82:THR:OG1	2:P:83:ASN:N	2.52	0.42
2:P:319:LEU:HD12	2:P:320:CYS:H	1.83	0.42
2:Q:334:GLY:O	2:Q:337:ARG:HB3	2.19	0.42
2:Q:633:THR:HG23	2:Q:635:ALA:N	2.32	0.42
2:R:17:LEU:HD11	2:R:378:LEU:HD22	2.02	0.42
2:P:76:TYR:CD1	2:P:77:GLY:N	2.87	0.42
2:Q:429:MET:CB	2:Q:430:PRO:HD3	2.49	0.42
2:P:392:SER:O	2:P:398:THR:HG21	2.20	0.42
2:Q:12:ILE:O	2:Q:16:MET:HG3	2.19	0.42

Continued on next page...

Continued from previous page...

Atom-1	Atom-2	Interatomic distance (Å)	Clash overlap (Å)
4:R:666:GTP:H2'	4:R:666:GTP:N3	2.36	0.41
2:P:17:LEU:HD11	2:P:378:LEU:HD22	2.02	0.41
2:Q:506:ARG:O	2:Q:507:ARG:HB2	2.19	0.41
2:Q:606:ALA:C	2:Q:608:GLN:N	2.74	0.41
2:Q:663:PRO:HG2	2:Q:664:ARG:N	2.34	0.41
2:Q:633:THR:HG22	2:Q:636:ASP:OD2	2.19	0.41
2:Q:17:LEU:O	2:Q:153:ILE:HG23	2.20	0.41
2:P:358:GLU:HG2	2:P:362:LYS:HD3	2.02	0.41
2:R:474:MET:HB2	2:R:474:MET:HE2	1.78	0.41
2:P:606:ALA:C	2:P:608:GLN:N	2.74	0.41
2:P:17:LEU:O	2:P:153:ILE:HG23	2.20	0.41
2:R:17:LEU:O	2:R:153:ILE:HG23	2.20	0.41
2:Q:392:SER:O	2:Q:398:THR:HG21	2.20	0.41
2:Q:358:GLU:HG2	2:Q:362:LYS:HD3	2.02	0.41
2:P:410:TYR:HB3	2:P:457:LEU:HD21	2.02	0.41
2:P:181:MET:CE	2:P:356:LEU:CD2	2.94	0.41
2:Q:17:LEU:HD11	2:Q:378:LEU:HD22	2.02	0.41
2:Q:583:TYR:CE2	2:Q:587:ARG:HD3	2.56	0.41
2:R:334:GLY:O	2:R:337:ARG:HB3	2.19	0.41
2:R:624:ASP:OD1	2:R:626:ASN:HB2	2.21	0.41
2:R:392:SER:O	2:R:398:THR:HG21	2.20	0.41
2:P:624:ASP:OD1	2:P:626:ASN:HB2	2.21	0.41
2:P:641:ILE:HA	2:P:641:ILE:HD13	1.84	0.41
2:R:140:PRO:HG3	2:R:658:LEU:HD23	2.03	0.41
2:Q:391:LEU:HD23	2:Q:391:LEU:HA	1.69	0.41
2:Q:140:PRO:HG3	2:Q:658:LEU:HD23	2.03	0.41
2:R:633:THR:HG23	2:R:635:ALA:N	2.32	0.41
2:R:325:VAL:HG21	2:R:406:MET:HE2	2.02	0.41
2:Q:228:ALA:HB1	2:Q:232:TYR:HB3	2.03	0.41
2:R:358:GLU:HG2	2:R:362:LYS:HD3	2.02	0.41
2:R:583:TYR:CE2	2:R:587:ARG:HD3	2.56	0.41
4:Q:666:GTP:N3	4:Q:666:GTP:H2'	2.35	0.41
2:P:140:PRO:HG3	2:P:658:LEU:HD23	2.03	0.41
2:P:284:MET:HB3	2:P:284:MET:HE2	2.02	0.41
2:Q:624:ASP:OD1	2:Q:626:ASN:HB2	2.21	0.41
1:D:5:DC:OP2	2:P:543:LYS:NZ	2.48	0.41
2:R:175:GLU:HA	2:R:352:TRP:CD2	2.56	0.40
2:Q:663:PRO:CG	2:Q:664:ARG:H	2.32	0.40
2:P:583:TYR:CE2	2:P:587:ARG:HD3	2.56	0.40
2:R:410:TYR:HB3	2:R:457:LEU:HD21	2.02	0.40
2:R:555:LYS:HA	2:R:564:TYR:OH	2.22	0.40

Continued on next page...

Continued from previous page...

Atom-1	Atom-2	Interatomic distance (Å)	Clash overlap (Å)
2:P:555:LYS:HA	2:P:564:TYR:OH	2.22	0.40
2:Q:580:GLY:C	2:Q:581:GLU:HG2	2.42	0.40
2:Q:641:ILE:HD13	2:Q:641:ILE:HA	1.84	0.40
2:R:429:MET:CB	2:R:430:PRO:HD3	2.49	0.40
2:Q:175:GLU:HA	2:Q:352:TRP:CD2	2.56	0.40
2:R:228:ALA:HB1	2:R:232:TYR:HB3	2.03	0.40
2:P:50:PHE:O	2:P:53:PHE:HB3	2.22	0.40
2:P:580:GLY:C	2:P:581:GLU:HG2	2.41	0.40

All (15) symmetry-related close contacts are listed below. The label for Atom-2 includes the symmetry operator and encoded unit-cell translations to be applied.

Atom-1	Atom-2	Interatomic distance (Å)	Clash overlap (Å)
2:R:479:LYS:NZ	2:R:608:GLN:N[2_445]	0.78	1.42
2:R:479:LYS:NZ	2:R:607:ARG:C[2_445]	1.27	0.93
2:R:479:LYS:NZ	2:R:608:GLN:CA[2_445]	1.50	0.70
2:R:479:LYS:CE	2:R:608:GLN:CA[2_445]	1.55	0.65
2:R:479:LYS:CD	2:R:608:GLN:CB[2_445]	1.58	0.62
2:R:479:LYS:CE	2:R:608:GLN:N[2_445]	1.70	0.50
2:R:479:LYS:CE	2:R:608:GLN:C[2_445]	1.71	0.49
2:R:479:LYS:NZ	2:R:607:ARG:O[2_445]	1.91	0.29
2:R:479:LYS:NZ	2:R:608:GLN:CB[2_445]	1.99	0.21
2:R:479:LYS:CE	2:R:608:GLN:CB[2_445]	2.02	0.18
2:Q:537:ARG:NH2	2:R:582:SER:N[1_655]	2.03	0.17
2:R:479:LYS:CE	2:R:609:ALA:N[2_445]	2.10	0.10
2:P:569:GLU:OE2	2:R:1:PRO:CB[2_555]	2.16	0.04
2:R:479:LYS:CD	2:R:608:GLN:CA[2_445]	2.19	0.01
2:R:479:LYS:CD	2:R:608:GLN:C[2_445]	2.19	0.01

5.3 Torsion angles [i](#)

5.3.1 Protein backbone [i](#)

In the following table, the Percentiles column shows the percent Ramachandran outliers of the chain as a percentile score with respect to all X-ray entries followed by that with respect to entries of similar resolution.

The Analysed column shows the number of residues for which the backbone conformation was analysed, and the total number of residues.

Mol	Chain	Analysed	Favoured	Allowed	Outliers	Percentiles	
2	P	662/664 (100%)	612 (92%)	43 (6%)	7 (1%)	17	58
2	Q	662/664 (100%)	612 (92%)	43 (6%)	7 (1%)	17	58
2	R	662/664 (100%)	612 (92%)	43 (6%)	7 (1%)	17	58
All	All	1986/1992 (100%)	1836 (92%)	129 (6%)	21 (1%)	17	58

All (21) Ramachandran outliers are listed below:

Mol	Chain	Res	Type
2	P	608	GLN
2	Q	608	GLN
2	R	608	GLN
2	P	207	SER
2	P	607	ARG
2	P	630	TYR
2	Q	207	SER
2	Q	607	ARG
2	Q	630	TYR
2	R	207	SER
2	R	607	ARG
2	R	630	TYR
2	P	604	SER
2	Q	604	SER
2	R	604	SER
2	P	564	TYR
2	Q	564	TYR
2	R	564	TYR
2	P	663	PRO
2	Q	663	PRO
2	R	663	PRO

5.3.2 Protein sidechains ⓘ

In the following table, the Percentiles column shows the percent sidechain outliers of the chain as a percentile score with respect to all X-ray entries followed by that with respect to entries of similar resolution.

The Analysed column shows the number of residues for which the sidechain conformation was analysed, and the total number of residues.

Mol	Chain	Analysed	Rotameric	Outliers	Percentiles	
2	P	557/557 (100%)	527 (95%)	30 (5%)	27	66

Continued on next page...

Continued from previous page...

Mol	Chain	Analysed	Rotameric	Outliers	Percentiles	
2	Q	557/557 (100%)	527 (95%)	30 (5%)	27	66
2	R	557/557 (100%)	527 (95%)	30 (5%)	27	66
All	All	1671/1671 (100%)	1581 (95%)	90 (5%)	27	66

All (90) residues with a non-rotameric sidechain are listed below:

Mol	Chain	Res	Type
2	P	2	ARG
2	P	3	ARG
2	P	16	MET
2	P	30	ARG
2	P	43	LEU
2	P	44	LEU
2	P	75	VAL
2	P	78	ASN
2	P	113	ASP
2	P	119	VAL
2	P	143	LEU
2	P	146	ARG
2	P	206	GLN
2	P	239	GLN
2	P	269	ARG
2	P	273	MET
2	P	351	PRO
2	P	373	GLU
2	P	387	LEU
2	P	404	LEU
2	P	430	PRO
2	P	472	PHE
2	P	497	LEU
2	P	534	SER
2	P	576	TRP
2	P	588	GLU
2	P	591	LEU
2	P	615	THR
2	P	626	ASN
2	P	633	THR
2	Q	2	ARG
2	Q	3	ARG
2	Q	16	MET
2	Q	30	ARG

Continued on next page...

Continued from previous page...

Mol	Chain	Res	Type
2	Q	43	LEU
2	Q	44	LEU
2	Q	75	VAL
2	Q	78	ASN
2	Q	113	ASP
2	Q	119	VAL
2	Q	143	LEU
2	Q	146	ARG
2	Q	206	GLN
2	Q	239	GLN
2	Q	269	ARG
2	Q	273	MET
2	Q	351	PRO
2	Q	373	GLU
2	Q	387	LEU
2	Q	404	LEU
2	Q	430	PRO
2	Q	472	PHE
2	Q	497	LEU
2	Q	534	SER
2	Q	576	TRP
2	Q	588	GLU
2	Q	591	LEU
2	Q	615	THR
2	Q	626	ASN
2	Q	633	THR
2	R	2	ARG
2	R	3	ARG
2	R	16	MET
2	R	30	ARG
2	R	43	LEU
2	R	44	LEU
2	R	75	VAL
2	R	78	ASN
2	R	113	ASP
2	R	119	VAL
2	R	143	LEU
2	R	146	ARG
2	R	206	GLN
2	R	239	GLN
2	R	269	ARG
2	R	273	MET

Continued on next page...

Continued from previous page...

Mol	Chain	Res	Type
2	R	351	PRO
2	R	373	GLU
2	R	387	LEU
2	R	404	LEU
2	R	430	PRO
2	R	472	PHE
2	R	497	LEU
2	R	534	SER
2	R	576	TRP
2	R	588	GLU
2	R	591	LEU
2	R	615	THR
2	R	626	ASN
2	R	633	THR

Some sidechains can be flipped to improve hydrogen bonding and reduce clashes. All (35) such sidechains are listed below:

Mol	Chain	Res	Type
2	P	26	GLN
2	P	78	ASN
2	P	89	HIS
2	P	91	ASN
2	P	191	GLN
2	P	255	GLN
2	P	309	ASN
2	P	328	HIS
2	P	448	GLN
2	P	524	ASN
2	P	525	GLN
2	P	608	GLN
2	Q	26	GLN
2	Q	78	ASN
2	Q	89	HIS
2	Q	91	ASN
2	Q	191	GLN
2	Q	255	GLN
2	Q	309	ASN
2	Q	328	HIS
2	Q	448	GLN
2	Q	524	ASN
2	Q	525	GLN
2	Q	577	ASN

Continued on next page...

Continued from previous page...

Mol	Chain	Res	Type
2	R	26	GLN
2	R	78	ASN
2	R	89	HIS
2	R	91	ASN
2	R	191	GLN
2	R	255	GLN
2	R	309	ASN
2	R	328	HIS
2	R	448	GLN
2	R	524	ASN
2	R	525	GLN

5.3.3 RNA [i](#)

There are no RNA molecules in this entry.

5.4 Non-standard residues in protein, DNA, RNA chains [i](#)

There are no non-standard protein/DNA/RNA residues in this entry.

5.5 Carbohydrates [i](#)

There are no carbohydrates in this entry.

5.6 Ligand geometry [i](#)

Of 15 ligands modelled in this entry, 9 are monoatomic - leaving 6 for Mogul analysis.

In the following table, the Counts columns list the number of bonds (or angles) for which Mogul statistics could be retrieved, the number of bonds (or angles) that are observed in the model and the number of bonds (or angles) that are defined in the chemical component dictionary. The Link column lists molecule types, if any, to which the group is linked. The Z score for a bond length (or angle) is the number of standard deviations the observed value is removed from the expected value. A bond length (or angle) with $|Z| > 2$ is considered an outlier worth inspection. RMSZ is the root-mean-square of all Z scores of the bond lengths (or angles).

Mol	Type	Chain	Res	Link	Bond lengths			Bond angles		
					Counts	RMSZ	# Z > 2	Counts	RMSZ	# Z > 2
4	GTP	P	666	-	25,34,34	3.61	11 (44%)	34,54,54	2.66	11 (32%)
4	GTP	P	667	5	25,34,34	3.55	10 (40%)	34,54,54	2.68	8 (23%)

Mol	Type	Chain	Res	Link	Bond lengths			Bond angles		
					Counts	RMSZ	# Z > 2	Counts	RMSZ	# Z > 2
4	GTP	Q	666	-	25,34,34	3.62	11 (44%)	34,54,54	2.65	11 (32%)
4	GTP	Q	667	5	25,34,34	3.55	10 (40%)	34,54,54	2.69	8 (23%)
4	GTP	R	666	-	25,34,34	3.61	11 (44%)	34,54,54	2.65	11 (32%)
4	GTP	R	667	5	25,34,34	3.54	10 (40%)	34,54,54	2.68	8 (23%)

In the following table, the Chirals column lists the number of chiral outliers, the number of chiral centers analysed, the number of these observed in the model and the number defined in the chemical component dictionary. Similar counts are reported in the Torsion and Rings columns. '-' means no outliers of that kind were identified.

Mol	Type	Chain	Res	Link	Chirals	Torsions	Rings
4	GTP	P	666	-	-	0/18/38/38	0/3/3/3
4	GTP	P	667	5	-	0/18/38/38	0/3/3/3
4	GTP	Q	666	-	-	0/18/38/38	0/3/3/3
4	GTP	Q	667	5	-	0/18/38/38	0/3/3/3
4	GTP	R	666	-	-	0/18/38/38	0/3/3/3
4	GTP	R	667	5	-	0/18/38/38	0/3/3/3

All (63) bond length outliers are listed below:

Mol	Chain	Res	Type	Atoms	Z	Observed(Å)	Ideal(Å)
4	Q	667	GTP	C6-C5	-5.88	1.29	1.41
4	P	667	GTP	C6-C5	-5.86	1.29	1.41
4	R	667	GTP	C6-C5	-5.82	1.29	1.41
4	P	666	GTP	C6-C5	-5.62	1.30	1.41
4	Q	666	GTP	C6-C5	-5.59	1.30	1.41
4	R	666	GTP	C6-C5	-5.59	1.30	1.41
4	Q	666	GTP	O2'-C2'	-4.33	1.32	1.43
4	P	666	GTP	O2'-C2'	-4.30	1.32	1.43
4	R	666	GTP	O2'-C2'	-4.27	1.32	1.43
4	R	667	GTP	O2'-C2'	-3.66	1.34	1.43
4	P	667	GTP	O2'-C2'	-3.64	1.34	1.43
4	Q	667	GTP	O2'-C2'	-3.63	1.34	1.43
4	Q	666	GTP	C5-C4	-3.09	1.33	1.40
4	P	666	GTP	C5-C4	-3.06	1.33	1.40
4	R	666	GTP	C5-C4	-3.04	1.33	1.40
4	P	666	GTP	C2-N1	-2.64	1.30	1.35
4	R	666	GTP	C2-N1	-2.64	1.30	1.35
4	Q	666	GTP	C2-N1	-2.62	1.30	1.35
4	R	666	GTP	C3'-C4'	-2.52	1.46	1.53
4	P	666	GTP	C3'-C4'	-2.49	1.46	1.53

Continued on next page...

Continued from previous page...

Mol	Chain	Res	Type	Atoms	Z	Observed(Å)	Ideal(Å)
4	Q	666	GTP	C3'-C4'	-2.49	1.46	1.53
4	P	667	GTP	C2-N1	-2.41	1.31	1.35
4	Q	667	GTP	C2-N1	-2.41	1.31	1.35
4	R	667	GTP	C2-N1	-2.38	1.31	1.35
4	R	667	GTP	C5-C4	-2.28	1.35	1.40
4	P	667	GTP	C5-C4	-2.26	1.35	1.40
4	Q	667	GTP	C5-C4	-2.25	1.35	1.40
4	Q	666	GTP	PG-O3G	-2.21	1.46	1.54
4	P	666	GTP	PG-O3G	-2.20	1.46	1.54
4	R	666	GTP	PG-O3G	-2.19	1.46	1.54
4	Q	667	GTP	PG-O3G	-2.05	1.47	1.54
4	R	667	GTP	PG-O3G	-2.03	1.47	1.54
4	P	667	GTP	PG-O3G	-2.03	1.47	1.54
4	Q	666	GTP	C4-N3	2.11	1.39	1.35
4	R	666	GTP	C4-N3	2.12	1.39	1.35
4	P	666	GTP	C4-N3	2.13	1.39	1.35
4	R	666	GTP	O4'-C1'	2.25	1.44	1.41
4	P	666	GTP	O4'-C1'	2.26	1.44	1.41
4	Q	666	GTP	O4'-C1'	2.28	1.44	1.41
4	P	667	GTP	PA-O5'	2.87	1.72	1.59
4	Q	667	GTP	PA-O5'	2.88	1.72	1.59
4	R	667	GTP	PA-O5'	2.89	1.72	1.59
4	Q	667	GTP	O4'-C1'	3.11	1.45	1.41
4	P	667	GTP	O4'-C1'	3.12	1.45	1.41
4	R	667	GTP	O4'-C1'	3.13	1.45	1.41
4	Q	666	GTP	C5'-C4'	3.48	1.62	1.51
4	P	666	GTP	C5'-C4'	3.49	1.62	1.51
4	R	666	GTP	C5'-C4'	3.52	1.63	1.51
4	Q	667	GTP	C5'-C4'	3.92	1.64	1.51
4	P	667	GTP	C5'-C4'	3.93	1.64	1.51
4	R	667	GTP	C5'-C4'	3.95	1.64	1.51
4	R	667	GTP	C2-N2	7.87	1.50	1.34
4	P	667	GTP	C2-N2	7.90	1.50	1.34
4	Q	667	GTP	C2-N2	7.92	1.50	1.34
4	R	666	GTP	C2-N2	8.29	1.51	1.34
4	P	666	GTP	C2-N2	8.31	1.51	1.34
4	Q	666	GTP	C2-N2	8.34	1.51	1.34
4	R	667	GTP	C6-N1	11.58	1.54	1.33
4	P	667	GTP	C6-N1	11.61	1.54	1.33
4	Q	667	GTP	C6-N1	11.65	1.54	1.33
4	R	666	GTP	C6-N1	11.90	1.55	1.33
4	Q	666	GTP	C6-N1	11.93	1.55	1.33

Continued on next page...

Continued from previous page...

Mol	Chain	Res	Type	Atoms	Z	Observed(Å)	Ideal(Å)
4	P	666	GTP	C6-N1	11.93	1.55	1.33

All (57) bond angle outliers are listed below:

Mol	Chain	Res	Type	Atoms	Z	Observed(°)	Ideal(°)
4	Q	667	GTP	C5-C6-N1	-9.01	111.27	123.59
4	P	667	GTP	C5-C6-N1	-9.00	111.29	123.59
4	R	667	GTP	C5-C6-N1	-8.98	111.31	123.59
4	Q	666	GTP	C5-C6-N1	-8.84	111.50	123.59
4	P	666	GTP	C5-C6-N1	-8.80	111.55	123.59
4	R	666	GTP	C5-C6-N1	-8.80	111.56	123.59
4	P	666	GTP	C4-C5-N7	-5.70	104.24	109.48
4	R	666	GTP	C4-C5-N7	-5.68	104.25	109.48
4	Q	666	GTP	C4-C5-N7	-5.63	104.30	109.48
4	Q	667	GTP	C4-C5-N7	-5.40	104.51	109.48
4	P	667	GTP	C4-C5-N7	-5.37	104.53	109.48
4	R	667	GTP	C4-C5-N7	-5.33	104.58	109.48
4	P	666	GTP	N2-C2-N3	-2.88	112.28	117.80
4	Q	666	GTP	N2-C2-N3	-2.87	112.29	117.80
4	R	666	GTP	N2-C2-N3	-2.85	112.33	117.80
4	P	667	GTP	N2-C2-N3	-2.84	112.36	117.80
4	Q	667	GTP	N2-C2-N3	-2.83	112.37	117.80
4	R	667	GTP	N2-C2-N3	-2.82	112.40	117.80
4	R	666	GTP	O5'-C5'-C4'	-2.53	99.79	109.12
4	P	666	GTP	O5'-C5'-C4'	-2.52	99.83	109.12
4	Q	666	GTP	O5'-C5'-C4'	-2.51	99.86	109.12
4	P	666	GTP	C2'-C1'-N9	-2.48	110.50	114.29
4	R	666	GTP	C2'-C1'-N9	-2.47	110.51	114.29
4	Q	666	GTP	C2'-C1'-N9	-2.46	110.53	114.29
4	R	666	GTP	C1'-N9-C4	-2.44	123.26	126.94
4	Q	666	GTP	C1'-N9-C4	-2.43	123.28	126.94
4	P	666	GTP	C1'-N9-C4	-2.42	123.29	126.94
4	R	667	GTP	O5'-C5'-C4'	-2.38	100.34	109.12
4	Q	667	GTP	O5'-C5'-C4'	-2.38	100.35	109.12
4	P	667	GTP	O5'-C5'-C4'	-2.37	100.38	109.12
4	Q	666	GTP	O4'-C4'-C5'	2.48	118.17	109.32
4	R	666	GTP	O4'-C4'-C5'	2.48	118.19	109.32
4	P	666	GTP	O4'-C4'-C5'	2.48	118.21	109.32
4	R	666	GTP	N3-C2-N1	3.55	132.86	127.44
4	Q	666	GTP	N3-C2-N1	3.59	132.91	127.44
4	P	666	GTP	N3-C2-N1	3.59	132.91	127.44
4	R	667	GTP	N3-C2-N1	3.76	133.18	127.44

Continued on next page...

Continued from previous page...

Mol	Chain	Res	Type	Atoms	Z	Observed(°)	Ideal(°)
4	P	667	GTP	N3-C2-N1	3.78	133.20	127.44
4	Q	667	GTP	N3-C2-N1	3.80	133.23	127.44
4	R	666	GTP	C2'-C3'-C4'	4.47	111.81	102.61
4	P	666	GTP	C2'-C3'-C4'	4.49	111.83	102.61
4	Q	666	GTP	C2'-C3'-C4'	4.49	111.85	102.61
4	R	666	GTP	C6-C5-C4	4.80	126.64	120.90
4	P	666	GTP	C6-C5-C4	4.82	126.66	120.90
4	Q	666	GTP	C6-C5-C4	4.82	126.66	120.90
4	R	667	GTP	C6-C5-C4	4.88	126.73	120.90
4	Q	666	GTP	C4'-O4'-C1'	4.88	115.08	109.72
4	R	666	GTP	C4'-O4'-C1'	4.88	115.08	109.72
4	P	666	GTP	C4'-O4'-C1'	4.90	115.10	109.72
4	P	667	GTP	C6-C5-C4	4.93	126.79	120.90
4	P	667	GTP	C2'-C3'-C4'	4.95	112.78	102.61
4	Q	667	GTP	C2'-C3'-C4'	4.95	112.78	102.61
4	Q	667	GTP	C6-C5-C4	4.96	126.83	120.90
4	R	667	GTP	C2'-C3'-C4'	4.96	112.82	102.61
4	R	667	GTP	C4'-O4'-C1'	6.13	116.45	109.72
4	P	667	GTP	C4'-O4'-C1'	6.13	116.45	109.72
4	Q	667	GTP	C4'-O4'-C1'	6.16	116.49	109.72

There are no chirality outliers.

There are no torsion outliers.

There are no ring outliers.

3 monomers are involved in 8 short contacts:

Mol	Chain	Res	Type	Clashes	Symm-Clashes
4	P	666	GTP	2	0
4	Q	666	GTP	3	0
4	R	666	GTP	3	0

5.7 Other polymers [i](#)

There are no such residues in this entry.

5.8 Polymer linkage issues [i](#)

There are no chain breaks in this entry.

6 Fit of model and data

6.1 Protein, DNA and RNA chains

In the following table, the column labelled ‘#RSRZ> 2’ contains the number (and percentage) of RSRZ outliers, followed by percent RSRZ outliers for the chain as percentile scores relative to all X-ray entries and entries of similar resolution. The OWAB column contains the minimum, median, 95th percentile and maximum values of the occupancy-weighted average B-factor per residue. The column labelled ‘Q< 0.9’ lists the number of (and percentage) of residues with an average occupancy less than 0.9.

Mol	Chain	Analysed	<RSRZ>	#RSRZ>2	OWAB(Å ²)	Q<0.9
1	D	4/5 (80%)	0.96	1 (25%) 1 1	74, 83, 105, 154	0
1	E	4/5 (80%)	1.60	1 (25%) 1 1	74, 83, 105, 154	0
1	F	4/5 (80%)	1.15	1 (25%) 1 1	74, 83, 105, 154	0
2	P	664/664 (100%)	-0.58	4 (0%) 90 73	28, 48, 78, 140	0
2	Q	664/664 (100%)	-0.50	5 (0%) 87 67	28, 48, 78, 140	0
2	R	664/664 (100%)	-0.46	12 (1%) 71 43	28, 48, 78, 140	0
All	All	2004/2007 (99%)	-0.50	24 (1%) 81 55	28, 49, 79, 154	0

All (24) RSRZ outliers are listed below:

Mol	Chain	Res	Type	RSRZ
2	R	607	ARG	6.1
2	R	608	GLN	5.1
1	E	3	DT	5.1
2	Q	608	GLN	5.1
2	P	664	ARG	4.0
1	D	3	DT	3.7
2	R	609	ALA	3.6
2	R	603	ALA	3.5
1	F	3	DT	3.2
2	Q	604	SER	3.0
2	R	606	ALA	2.9
2	P	1	PRO	2.8
2	R	610	GLY	2.8
2	Q	1	PRO	2.8
2	R	664	ARG	2.8
2	R	604	SER	2.8
2	R	537	ARG	2.6
2	Q	607	ARG	2.5
2	Q	664	ARG	2.4

Continued on next page...

Continued from previous page...

Mol	Chain	Res	Type	RSRZ
2	P	217	THR	2.1
2	P	607	ARG	2.1
2	R	216	LYS	2.1
2	R	254	GLU	2.1
2	R	506	ARG	2.0

6.2 Non-standard residues in protein, DNA, RNA chains [i](#)

There are no non-standard protein/DNA/RNA residues in this entry.

6.3 Carbohydrates [i](#)

There are no carbohydrates in this entry.

6.4 Ligands [i](#)

In the following table, the Atoms column lists the number of modelled atoms in the group and the number defined in the chemical component dictionary. LLDF column lists the quality of electron density of the group with respect to its neighbouring residues in protein, DNA or RNA chains. The B-factors column lists the minimum, median, 95th percentile and maximum values of B factors of atoms in the group. The column labelled 'Q < 0.9' lists the number of atoms with occupancy less than 0.9.

Mol	Type	Chain	Res	Atoms	RSCC	RSR	LLDF	B-factors(Å ²)	Q<0.9
4	GTP	P	666	32/32	0.64	0.40	4.75	99,125,165,170	0
4	GTP	Q	667	32/32	0.73	0.40	3.94	84,109,140,144	0
4	GTP	Q	666	32/32	0.60	0.37	2.78	99,125,165,170	0
4	GTP	R	666	32/32	0.66	0.36	2.34	99,125,165,170	0
4	GTP	R	667	32/32	0.79	0.31	2.06	84,109,140,144	0
4	GTP	P	667	32/32	0.83	0.24	1.38	84,109,140,144	0
3	MN	Q	665	1/1	0.98	0.10	-2.02	67,67,67,67	0
3	MN	P	665	1/1	0.97	0.08	-2.29	67,67,67,67	0
3	MN	R	665	1/1	0.93	0.09	-2.46	67,67,67,67	0
5	MG	R	669	1/1	0.88	0.24	-	83,83,83,83	0
5	MG	Q	668	1/1	0.86	0.19	-	73,73,73,73	0
5	MG	P	668	1/1	0.82	0.20	-	73,73,73,73	0
5	MG	Q	669	1/1	0.74	0.65	-	83,83,83,83	0
5	MG	R	668	1/1	0.84	0.53	-	73,73,73,73	0
5	MG	P	669	1/1	0.37	0.12	-	83,83,83,83	0

6.5 Other polymers [i](#)

There are no such residues in this entry.