



Full wwPDB X-ray Structure Validation Report ⓘ

Feb 1, 2016 – 05:19 PM GMT

PDB ID : 4HWA
Title : Crystal Structure of Escherichia coli MscS Wildtype (Open State)
Authors : Lai, J.Y.; Poon, Y.S.; Kaiser, J.; Rees, D.C.
Deposited on : 2012-11-07
Resolution : 4.37 Å(reported)

This is a Full wwPDB X-ray Structure Validation Report for a publicly released PDB entry.
We welcome your comments at validation@mail.wwpdb.org
A user guide is available at
<http://wwpdb.org/validation/2016/XrayValidationReportHelp>
with specific help available everywhere you see the ⓘ symbol.

The following versions of software and data (see [references ⓘ](#)) were used in the production of this report:

MolProbity : 4.02b-467
Mogul : 1.7 (RC4), CSD as536be (2015)
Xtriage (Phenix) : 1.9-1692
EDS : rb-20026688
Percentile statistics : 20151230.v01 (using entries in the PDB archive December 30th 2015)
Refmac : 5.8.0135
CCP4 : 6.5.0
Ideal geometry (proteins) : Engh & Huber (2001)
Ideal geometry (DNA, RNA) : Parkinson et al. (1996)
Validation Pipeline (wwPDB-VP) : trunk26865

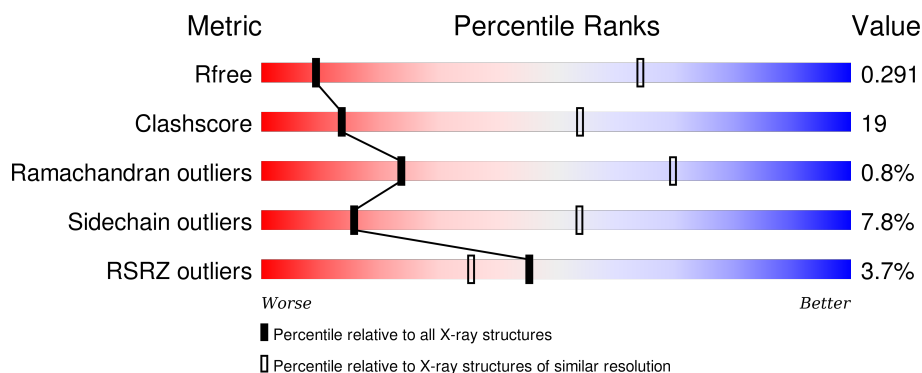
1 Overall quality at a glance

The following experimental techniques were used to determine the structure:

X-RAY DIFFRACTION

The reported resolution of this entry is 4.37 Å.

Percentile scores (ranging between 0-100) for global validation metrics of the entry are shown in the following graphic. The table shows the number of entries on which the scores are based.



Metric	Whole archive (#Entries)	Similar resolution (#Entries, resolution range(Å))
R_{free}	91344	1063 (5.08-3.60)
Clashscore	102246	1171 (5.08-3.60)
Ramachandran outliers	100387	1110 (5.08-3.60)
Sidechain outliers	100360	1093 (5.08-3.60)
RSRZ outliers	91569	1067 (5.08-3.60)

The table below summarises the geometric issues observed across the polymeric chains and their fit to the electron density. The red, orange, yellow and green segments on the lower bar indicate the fraction of residues that contain outliers for ≥ 3 , 2, 1 and 0 types of geometric quality criteria. A grey segment represents the fraction of residues that are not modelled. The numeric value for each fraction is indicated below the corresponding segment, with a dot representing fractions $\leq 5\%$. The upper red bar (where present) indicates the fraction of residues that have poor fit to the electron density. The numeric value is given above the bar.

Mol	Chain	Length	Quality of chain
1	A	306	<div> <div>3%</div> <div> <div></div> <div>50%</div> <div>31%</div> <div>•</div> <div>16%</div> </div> </div>
1	B	306	<div> <div>3%</div> <div> <div></div> <div>50%</div> <div>31%</div> <div>•</div> <div>16%</div> </div> </div>
1	C	306	<div> <div>2%</div> <div> <div></div> <div>50%</div> <div>30%</div> <div>•</div> <div>16%</div> </div> </div>
1	D	306	<div> <div>3%</div> <div> <div></div> <div>51%</div> <div>30%</div> <div>•</div> <div>16%</div> </div> </div>
1	E	306	<div> <div>4%</div> <div> <div></div> <div>49%</div> <div>32%</div> <div>•</div> <div>16%</div> </div> </div>

Continued on next page...

Continued from previous page...

Mol	Chain	Length	Quality of chain
1	F	306	<div><div><div></div><div></div><div></div><div></div><div></div></div><div>5%51%30%•16%</div></div>
1	G	306	<div><div><div></div><div></div><div></div><div></div><div></div></div><div>%49%32%•16%</div></div>

2 Entry composition

There is only 1 type of molecule in this entry. The entry contains 13678 atoms, of which 0 are hydrogens and 0 are deuteriums.

In the tables below, the ZeroOcc column contains the number of atoms modelled with zero occupancy, the AltConf column contains the number of residues with at least one atom in alternate conformation and the Trace column contains the number of residues modelled with at most 2 atoms.

- Molecule 1 is a protein called Small-conductance mechanosensitive channel.

Mol	Chain	Residues	Atoms					ZeroOcc	AltConf	Trace
1	A	257	Total	C	N	O	S	0	0	1
			1954	1254	342	352	6			
1	B	257	Total	C	N	O	S	0	0	1
			1954	1254	342	352	6			
1	C	257	Total	C	N	O	S	0	0	1
			1954	1254	342	352	6			
1	D	257	Total	C	N	O	S	0	0	1
			1954	1254	342	352	6			
1	E	257	Total	C	N	O	S	0	0	1
			1954	1254	342	352	6			
1	F	257	Total	C	N	O	S	0	0	1
			1954	1254	342	352	6			
1	G	257	Total	C	N	O	S	0	0	1
			1954	1254	342	352	6			

There are 140 discrepancies between the modelled and reference sequences:

Chain	Residue	Modelled	Actual	Comment	Reference
A	-19	MET	-	EXPRESSION TAG	UNP P0C0S1
A	-18	GLY	-	EXPRESSION TAG	UNP P0C0S1
A	-17	SER	-	EXPRESSION TAG	UNP P0C0S1
A	-16	SER	-	EXPRESSION TAG	UNP P0C0S1
A	-15	HIS	-	EXPRESSION TAG	UNP P0C0S1
A	-14	HIS	-	EXPRESSION TAG	UNP P0C0S1
A	-13	HIS	-	EXPRESSION TAG	UNP P0C0S1
A	-12	HIS	-	EXPRESSION TAG	UNP P0C0S1
A	-11	HIS	-	EXPRESSION TAG	UNP P0C0S1
A	-10	HIS	-	EXPRESSION TAG	UNP P0C0S1
A	-9	SER	-	EXPRESSION TAG	UNP P0C0S1
A	-8	SER	-	EXPRESSION TAG	UNP P0C0S1
A	-7	GLY	-	EXPRESSION TAG	UNP P0C0S1
A	-6	LEU	-	EXPRESSION TAG	UNP P0C0S1
A	-5	VAL	-	EXPRESSION TAG	UNP P0C0S1

Continued on next page...

Continued from previous page...

Chain	Residue	Modelled	Actual	Comment	Reference
A	-4	PRO	-	EXPRESSION TAG	UNP P0C0S1
A	-3	ARG	-	EXPRESSION TAG	UNP P0C0S1
A	-2	GLY	-	EXPRESSION TAG	UNP P0C0S1
A	-1	SER	-	EXPRESSION TAG	UNP P0C0S1
A	0	HIS	-	EXPRESSION TAG	UNP P0C0S1
B	-19	MET	-	EXPRESSION TAG	UNP P0C0S1
B	-18	GLY	-	EXPRESSION TAG	UNP P0C0S1
B	-17	SER	-	EXPRESSION TAG	UNP P0C0S1
B	-16	SER	-	EXPRESSION TAG	UNP P0C0S1
B	-15	HIS	-	EXPRESSION TAG	UNP P0C0S1
B	-14	HIS	-	EXPRESSION TAG	UNP P0C0S1
B	-13	HIS	-	EXPRESSION TAG	UNP P0C0S1
B	-12	HIS	-	EXPRESSION TAG	UNP P0C0S1
B	-11	HIS	-	EXPRESSION TAG	UNP P0C0S1
B	-10	HIS	-	EXPRESSION TAG	UNP P0C0S1
B	-9	SER	-	EXPRESSION TAG	UNP P0C0S1
B	-8	SER	-	EXPRESSION TAG	UNP P0C0S1
B	-7	GLY	-	EXPRESSION TAG	UNP P0C0S1
B	-6	LEU	-	EXPRESSION TAG	UNP P0C0S1
B	-5	VAL	-	EXPRESSION TAG	UNP P0C0S1
B	-4	PRO	-	EXPRESSION TAG	UNP P0C0S1
B	-3	ARG	-	EXPRESSION TAG	UNP P0C0S1
B	-2	GLY	-	EXPRESSION TAG	UNP P0C0S1
B	-1	SER	-	EXPRESSION TAG	UNP P0C0S1
B	0	HIS	-	EXPRESSION TAG	UNP P0C0S1
C	-19	MET	-	EXPRESSION TAG	UNP P0C0S1
C	-18	GLY	-	EXPRESSION TAG	UNP P0C0S1
C	-17	SER	-	EXPRESSION TAG	UNP P0C0S1
C	-16	SER	-	EXPRESSION TAG	UNP P0C0S1
C	-15	HIS	-	EXPRESSION TAG	UNP P0C0S1
C	-14	HIS	-	EXPRESSION TAG	UNP P0C0S1
C	-13	HIS	-	EXPRESSION TAG	UNP P0C0S1
C	-12	HIS	-	EXPRESSION TAG	UNP P0C0S1
C	-11	HIS	-	EXPRESSION TAG	UNP P0C0S1
C	-10	HIS	-	EXPRESSION TAG	UNP P0C0S1
C	-9	SER	-	EXPRESSION TAG	UNP P0C0S1
C	-8	SER	-	EXPRESSION TAG	UNP P0C0S1
C	-7	GLY	-	EXPRESSION TAG	UNP P0C0S1
C	-6	LEU	-	EXPRESSION TAG	UNP P0C0S1
C	-5	VAL	-	EXPRESSION TAG	UNP P0C0S1
C	-4	PRO	-	EXPRESSION TAG	UNP P0C0S1
C	-3	ARG	-	EXPRESSION TAG	UNP P0C0S1

Continued on next page...

Continued from previous page...

Chain	Residue	Modelled	Actual	Comment	Reference
C	-2	GLY	-	EXPRESSION TAG	UNP P0C0S1
C	-1	SER	-	EXPRESSION TAG	UNP P0C0S1
C	0	HIS	-	EXPRESSION TAG	UNP P0C0S1
D	-19	MET	-	EXPRESSION TAG	UNP P0C0S1
D	-18	GLY	-	EXPRESSION TAG	UNP P0C0S1
D	-17	SER	-	EXPRESSION TAG	UNP P0C0S1
D	-16	SER	-	EXPRESSION TAG	UNP P0C0S1
D	-15	HIS	-	EXPRESSION TAG	UNP P0C0S1
D	-14	HIS	-	EXPRESSION TAG	UNP P0C0S1
D	-13	HIS	-	EXPRESSION TAG	UNP P0C0S1
D	-12	HIS	-	EXPRESSION TAG	UNP P0C0S1
D	-11	HIS	-	EXPRESSION TAG	UNP P0C0S1
D	-10	HIS	-	EXPRESSION TAG	UNP P0C0S1
D	-9	SER	-	EXPRESSION TAG	UNP P0C0S1
D	-8	SER	-	EXPRESSION TAG	UNP P0C0S1
D	-7	GLY	-	EXPRESSION TAG	UNP P0C0S1
D	-6	LEU	-	EXPRESSION TAG	UNP P0C0S1
D	-5	VAL	-	EXPRESSION TAG	UNP P0C0S1
D	-4	PRO	-	EXPRESSION TAG	UNP P0C0S1
D	-3	ARG	-	EXPRESSION TAG	UNP P0C0S1
D	-2	GLY	-	EXPRESSION TAG	UNP P0C0S1
D	-1	SER	-	EXPRESSION TAG	UNP P0C0S1
D	0	HIS	-	EXPRESSION TAG	UNP P0C0S1
E	-19	MET	-	EXPRESSION TAG	UNP P0C0S1
E	-18	GLY	-	EXPRESSION TAG	UNP P0C0S1
E	-17	SER	-	EXPRESSION TAG	UNP P0C0S1
E	-16	SER	-	EXPRESSION TAG	UNP P0C0S1
E	-15	HIS	-	EXPRESSION TAG	UNP P0C0S1
E	-14	HIS	-	EXPRESSION TAG	UNP P0C0S1
E	-13	HIS	-	EXPRESSION TAG	UNP P0C0S1
E	-12	HIS	-	EXPRESSION TAG	UNP P0C0S1
E	-11	HIS	-	EXPRESSION TAG	UNP P0C0S1
E	-10	HIS	-	EXPRESSION TAG	UNP P0C0S1
E	-9	SER	-	EXPRESSION TAG	UNP P0C0S1
E	-8	SER	-	EXPRESSION TAG	UNP P0C0S1
E	-7	GLY	-	EXPRESSION TAG	UNP P0C0S1
E	-6	LEU	-	EXPRESSION TAG	UNP P0C0S1
E	-5	VAL	-	EXPRESSION TAG	UNP P0C0S1
E	-4	PRO	-	EXPRESSION TAG	UNP P0C0S1
E	-3	ARG	-	EXPRESSION TAG	UNP P0C0S1
E	-2	GLY	-	EXPRESSION TAG	UNP P0C0S1
E	-1	SER	-	EXPRESSION TAG	UNP P0C0S1

Continued on next page...

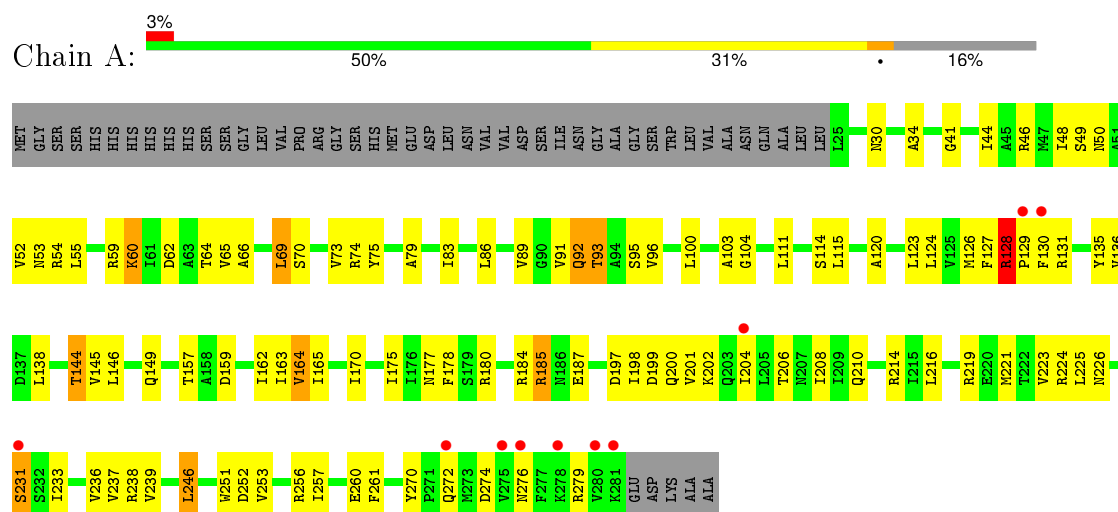
Continued from previous page...

Chain	Residue	Modelled	Actual	Comment	Reference
E	0	HIS	-	EXPRESSION TAG	UNP P0C0S1
F	-19	MET	-	EXPRESSION TAG	UNP P0C0S1
F	-18	GLY	-	EXPRESSION TAG	UNP P0C0S1
F	-17	SER	-	EXPRESSION TAG	UNP P0C0S1
F	-16	SER	-	EXPRESSION TAG	UNP P0C0S1
F	-15	HIS	-	EXPRESSION TAG	UNP P0C0S1
F	-14	HIS	-	EXPRESSION TAG	UNP P0C0S1
F	-13	HIS	-	EXPRESSION TAG	UNP P0C0S1
F	-12	HIS	-	EXPRESSION TAG	UNP P0C0S1
F	-11	HIS	-	EXPRESSION TAG	UNP P0C0S1
F	-10	HIS	-	EXPRESSION TAG	UNP P0C0S1
F	-9	SER	-	EXPRESSION TAG	UNP P0C0S1
F	-8	SER	-	EXPRESSION TAG	UNP P0C0S1
F	-7	GLY	-	EXPRESSION TAG	UNP P0C0S1
F	-6	LEU	-	EXPRESSION TAG	UNP P0C0S1
F	-5	VAL	-	EXPRESSION TAG	UNP P0C0S1
F	-4	PRO	-	EXPRESSION TAG	UNP P0C0S1
F	-3	ARG	-	EXPRESSION TAG	UNP P0C0S1
F	-2	GLY	-	EXPRESSION TAG	UNP P0C0S1
F	-1	SER	-	EXPRESSION TAG	UNP P0C0S1
F	0	HIS	-	EXPRESSION TAG	UNP P0C0S1
G	-19	MET	-	EXPRESSION TAG	UNP P0C0S1
G	-18	GLY	-	EXPRESSION TAG	UNP P0C0S1
G	-17	SER	-	EXPRESSION TAG	UNP P0C0S1
G	-16	SER	-	EXPRESSION TAG	UNP P0C0S1
G	-15	HIS	-	EXPRESSION TAG	UNP P0C0S1
G	-14	HIS	-	EXPRESSION TAG	UNP P0C0S1
G	-13	HIS	-	EXPRESSION TAG	UNP P0C0S1
G	-12	HIS	-	EXPRESSION TAG	UNP P0C0S1
G	-11	HIS	-	EXPRESSION TAG	UNP P0C0S1
G	-10	HIS	-	EXPRESSION TAG	UNP P0C0S1
G	-9	SER	-	EXPRESSION TAG	UNP P0C0S1
G	-8	SER	-	EXPRESSION TAG	UNP P0C0S1
G	-7	GLY	-	EXPRESSION TAG	UNP P0C0S1
G	-6	LEU	-	EXPRESSION TAG	UNP P0C0S1
G	-5	VAL	-	EXPRESSION TAG	UNP P0C0S1
G	-4	PRO	-	EXPRESSION TAG	UNP P0C0S1
G	-3	ARG	-	EXPRESSION TAG	UNP P0C0S1
G	-2	GLY	-	EXPRESSION TAG	UNP P0C0S1
G	-1	SER	-	EXPRESSION TAG	UNP P0C0S1
G	0	HIS	-	EXPRESSION TAG	UNP P0C0S1

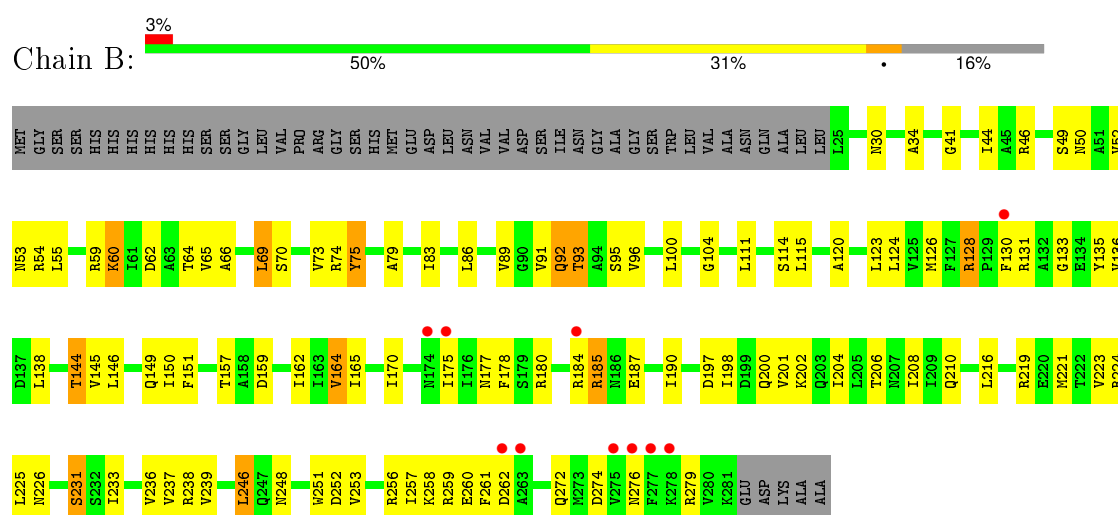
3 Residue-property plots

These plots are drawn for all protein, RNA and DNA chains in the entry. The first graphic for a chain summarises the proportions of errors displayed in the second graphic. The second graphic shows the sequence view annotated by issues in geometry and electron density. Residues are color-coded according to the number of geometric quality criteria for which they contain at least one outlier: green = 0, yellow = 1, orange = 2 and red = 3 or more. A red dot above a residue indicates a poor fit to the electron density ($RSRZ > 2$). Stretches of 2 or more consecutive residues without any outlier are shown as a green connector. Residues present in the sample, but not in the model, are shown in grey.

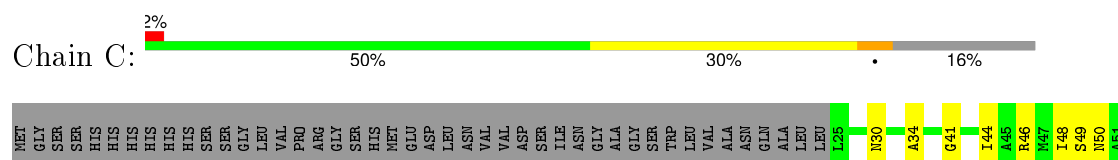
- Molecule 1: Small-conductance mechanosensitive channel

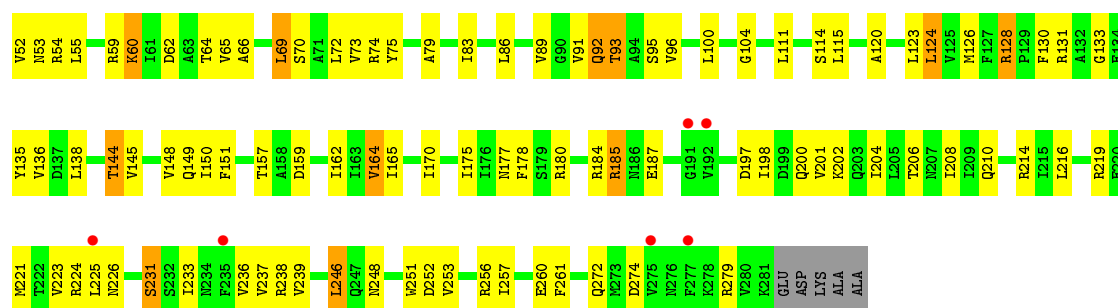


- Molecule 1: Small-conductance mechanosensitive channel

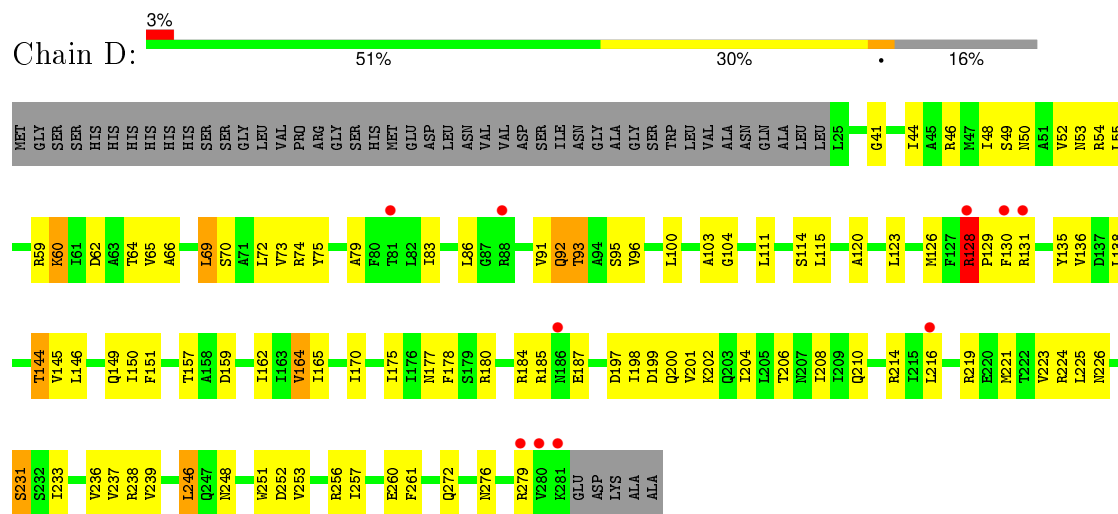


- Molecule 1: Small-conductance mechanosensitive channel

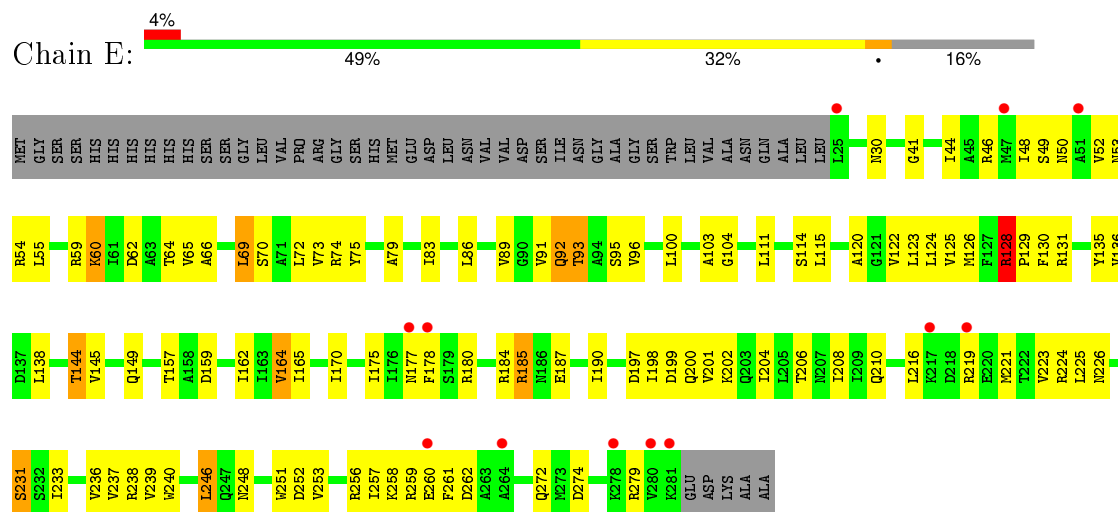




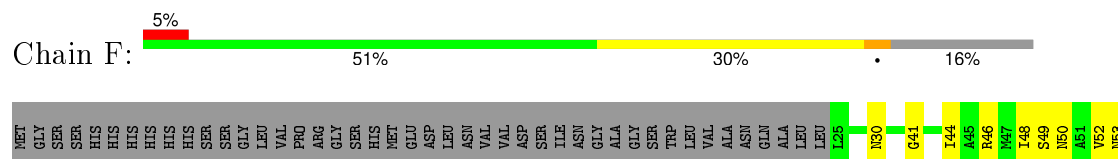
- Molecule 1: Small-conductance mechanosensitive channel

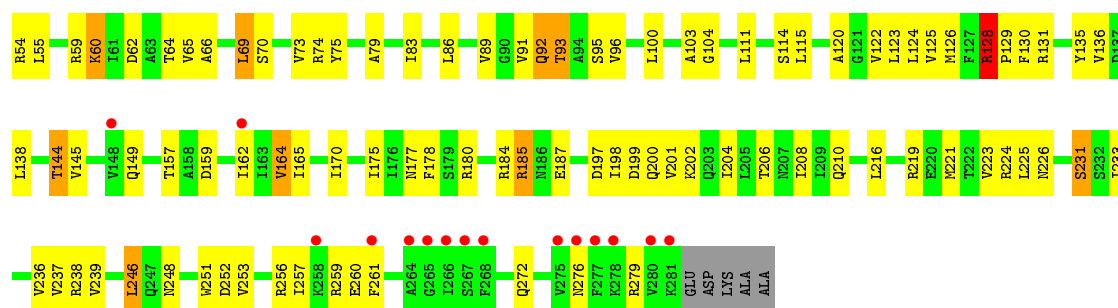


- Molecule 1: Small-conductance mechanosensitive channel

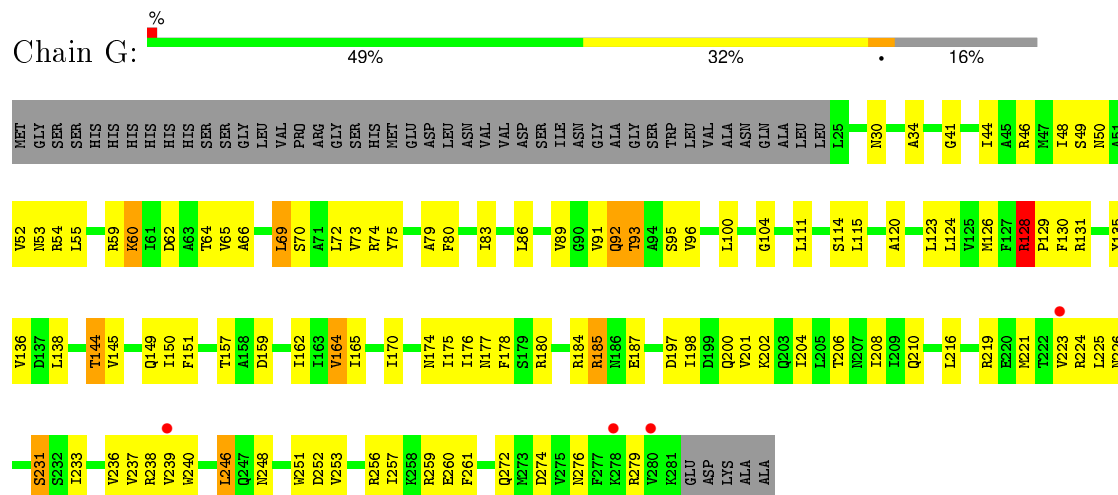


- Molecule 1: Small-conductance mechanosensitive channel





• Molecule 1: Small-conductance mechanosensitive channel



4 Data and refinement statistics

Property	Value	Source
Space group	P 21 21 21	Depositor
Cell constants a, b, c, α , β , γ	128.24Å 149.97Å 175.78Å 90.00° 90.00° 90.00°	Depositor
Resolution (Å)	37.91 – 4.37 46.58 – 4.37	Depositor EDS
% Data completeness (in resolution range)	94.8 (37.91-4.37) 99.6 (46.58-4.37)	Depositor EDS
R_{merge}	(Not available)	Depositor
R_{sym}	(Not available)	Depositor
$\langle I/\sigma(I) \rangle$ ¹	4.28 (at 4.45Å)	Xtriage
Refinement program	PHENIX (phenix.refine: 1.8_1069)	Depositor
R, R_{free}	0.267 , 0.288 0.266 , 0.291	Depositor DCC
R_{free} test set	1149 reflections (5.12%)	DCC
Wilson B-factor (Å ²)	199.0	Xtriage
Anisotropy	0.445	Xtriage
Bulk solvent k_{sol} (e/Å ³), B_{sol} (Å ²)	0.28 , 66.4	EDS
Estimated twinning fraction	No twinning to report.	Xtriage
L-test for twinning ²	$\langle L \rangle = 0.48$, $\langle L^2 \rangle = 0.30$	Xtriage
Outliers	1 of 22481 reflections (0.004%)	Xtriage
F_o, F_c correlation	0.84	EDS
Total number of atoms	13678	wwPDB-VP
Average B, all atoms (Å ²)	112.0	wwPDB-VP

Xtriage's analysis on translational NCS is as follows: *The largest off-origin peak in the Patterson function is 3.07% of the height of the origin peak. No significant pseudotranslation is detected.*

¹Intensities estimated from amplitudes.

²Theoretical values of $\langle |L| \rangle$, $\langle L^2 \rangle$ for acentric reflections are 0.5, 0.375 respectively for untwinned datasets, and 0.333, 0.2 for perfectly twinned datasets.

5 Model quality [i](#)

5.1 Standard geometry [i](#)

The Z score for a bond length (or angle) is the number of standard deviations the observed value is removed from the expected value. A bond length (or angle) with $|Z| > 5$ is considered an outlier worth inspection. RMSZ is the root-mean-square of all Z scores of the bond lengths (or angles).

Mol	Chain	Bond lengths		Bond angles	
		RMSZ	# $ Z > 5$	RMSZ	# $ Z > 5$
1	A	0.33	0/1979	0.57	0/2684
1	B	0.31	0/1979	0.56	0/2684
1	C	0.32	0/1979	0.57	0/2684
1	D	0.32	0/1979	0.57	0/2684
1	E	0.35	0/1979	0.56	0/2684
1	F	0.33	0/1979	0.57	0/2684
1	G	0.32	0/1979	0.57	0/2684
All	All	0.33	0/13853	0.57	0/18788

There are no bond length outliers.

There are no bond angle outliers.

There are no chirality outliers.

There are no planarity outliers.

5.2 Too-close contacts [i](#)

In the following table, the Non-H and H(model) columns list the number of non-hydrogen atoms and hydrogen atoms in the chain respectively. The H(added) column lists the number of hydrogen atoms added and optimized by MolProbity. The Clashes column lists the number of clashes within the asymmetric unit, whereas Symm-Clashes lists symmetry related clashes.

Mol	Chain	Non-H	H(model)	H(added)	Clashes	Symm-Clashes
1	A	1954	0	2048	89	0
1	B	1954	0	2048	80	0
1	C	1954	0	2048	82	0
1	D	1954	0	2048	82	0
1	E	1954	0	2048	83	0
1	F	1954	0	2048	82	0
1	G	1954	0	2048	89	0
All	All	13678	0	14336	521	0

The all-atom clashscore is defined as the number of clashes found per 1000 atoms (including hydrogen atoms). The all-atom clashscore for this structure is 19.

All (521) close contacts within the same asymmetric unit are listed below, sorted by their clash magnitude.

Atom-1	Atom-2	Interatomic distance (Å)	Clash overlap (Å)
1:A:164:VAL:HG23	1:G:175:ILE:HB	1.48	0.92
1:F:175:ILE:HB	1:G:164:VAL:HG23	1.53	0.90
1:C:175:ILE:HB	1:D:164:VAL:HG23	1.54	0.90
1:E:49:SER:HB3	1:E:74:ARG:HB2	1.57	0.87
1:G:185:ARG:HH21	1:G:238:ARG:HD3	1.40	0.86
1:D:49:SER:HB3	1:D:74:ARG:HB2	1.58	0.86
1:F:49:SER:HB3	1:F:74:ARG:HB2	1.59	0.84
1:C:49:SER:HB3	1:C:74:ARG:HB2	1.58	0.84
1:A:49:SER:HB3	1:A:74:ARG:HB2	1.59	0.84
1:G:49:SER:HB3	1:G:74:ARG:HB2	1.58	0.84
1:B:185:ARG:HH21	1:B:238:ARG:HD3	1.43	0.83
1:A:185:ARG:HH21	1:A:238:ARG:HD3	1.44	0.83
1:C:185:ARG:HH21	1:C:238:ARG:HD3	1.43	0.83
1:E:175:ILE:HB	1:F:164:VAL:HG23	1.62	0.82
1:D:185:ARG:HH21	1:D:238:ARG:HD3	1.44	0.81
1:A:175:ILE:HB	1:B:164:VAL:HG23	1.62	0.81
1:B:49:SER:HB3	1:B:74:ARG:HB2	1.59	0.81
1:F:185:ARG:HH21	1:F:238:ARG:HD3	1.46	0.81
1:E:185:ARG:HH21	1:E:238:ARG:HD3	1.45	0.81
1:B:175:ILE:HB	1:C:164:VAL:HG23	1.62	0.80
1:D:279:ARG:HH12	1:E:279:ARG:HH21	1.30	0.80
1:C:131:ARG:HH21	1:C:180:ARG:HD2	1.47	0.79
1:A:231:SER:HB3	1:A:272:GLN:H	1.48	0.79
1:A:279:ARG:HH12	1:B:279:ARG:HH21	1.30	0.79
1:G:231:SER:HB3	1:G:272:GLN:H	1.48	0.78
1:D:175:ILE:HB	1:E:164:VAL:HG23	1.63	0.78
1:B:131:ARG:HH21	1:B:180:ARG:HD2	1.47	0.78
1:C:231:SER:HB3	1:C:272:GLN:H	1.47	0.78
1:D:131:ARG:HH21	1:D:180:ARG:HD2	1.48	0.78
1:F:231:SER:HB3	1:F:272:GLN:H	1.49	0.78
1:B:231:SER:HB3	1:B:272:GLN:H	1.49	0.77
1:D:231:SER:HB3	1:D:272:GLN:H	1.49	0.77
1:F:131:ARG:HH21	1:F:180:ARG:HD2	1.49	0.77
1:G:131:ARG:HH21	1:G:180:ARG:HD2	1.48	0.77
1:A:131:ARG:HH21	1:A:180:ARG:HD2	1.48	0.76
1:E:231:SER:HB3	1:E:272:GLN:H	1.50	0.76
1:A:46:ARG:HH21	1:A:74:ARG:HH21	1.35	0.75

Continued on next page...

Continued from previous page...

Atom-1	Atom-2	Interatomic distance (Å)	Clash overlap (Å)
1:F:224:ARG:NH2	1:G:252:ASP:OD1	2.20	0.74
1:E:131:ARG:HH21	1:E:180:ARG:HD2	1.50	0.73
1:E:279:ARG:HH12	1:F:279:ARG:HH21	1.36	0.73
1:B:120:ALA:HA	1:B:123:LEU:HB2	1.70	0.72
1:A:120:ALA:HA	1:A:123:LEU:HB2	1.71	0.72
1:G:120:ALA:HA	1:G:123:LEU:HB2	1.71	0.72
1:F:46:ARG:HH21	1:F:74:ARG:HH21	1.38	0.72
1:E:120:ALA:HA	1:E:123:LEU:HB2	1.72	0.71
1:D:46:ARG:HH21	1:D:74:ARG:HH21	1.38	0.71
1:C:46:ARG:HH21	1:C:74:ARG:HH21	1.38	0.71
1:F:224:ARG:HD3	1:G:251:TRP:HB3	1.72	0.71
1:G:46:ARG:HH21	1:G:74:ARG:HH21	1.39	0.71
1:C:279:ARG:HH12	1:D:279:ARG:HH21	1.36	0.70
1:B:46:ARG:HH21	1:B:74:ARG:HH21	1.37	0.70
1:C:120:ALA:HA	1:C:123:LEU:HB2	1.72	0.70
1:F:120:ALA:HA	1:F:123:LEU:HB2	1.74	0.69
1:D:120:ALA:HA	1:D:123:LEU:HB2	1.74	0.68
1:E:46:ARG:HH21	1:E:74:ARG:HH21	1.39	0.68
1:C:52:VAL:HG21	1:C:73:VAL:HG11	1.79	0.65
1:E:52:VAL:HG21	1:E:73:VAL:HG11	1.80	0.64
1:C:180:ARG:HH12	1:D:162:ILE:HG21	1.63	0.64
1:E:86:LEU:HB3	1:E:91:VAL:HB	1.80	0.64
1:B:52:VAL:HG21	1:B:73:VAL:HG11	1.80	0.64
1:A:52:VAL:HG21	1:A:73:VAL:HG11	1.80	0.63
1:F:86:LEU:HB3	1:F:91:VAL:HB	1.81	0.63
1:D:52:VAL:HG21	1:D:73:VAL:HG11	1.79	0.63
1:F:52:VAL:HG21	1:F:73:VAL:HG11	1.81	0.62
1:A:279:ARG:HH21	1:G:279:ARG:HH12	1.47	0.62
1:G:52:VAL:HG21	1:G:73:VAL:HG11	1.81	0.62
1:F:180:ARG:HH12	1:G:162:ILE:HG21	1.63	0.62
1:F:279:ARG:HH12	1:G:279:ARG:HH21	1.46	0.62
1:G:86:LEU:HB3	1:G:91:VAL:HB	1.82	0.61
1:G:223:VAL:HG22	1:G:237:VAL:HG22	1.82	0.61
1:D:86:LEU:HB3	1:D:91:VAL:HB	1.82	0.61
1:F:206:THR:O	1:F:210:GLN:HG2	2.01	0.61
1:G:208:ILE:HG23	1:G:256:ARG:HD2	1.82	0.61
1:A:86:LEU:HB3	1:A:91:VAL:HB	1.81	0.61
1:F:223:VAL:HG22	1:F:237:VAL:HG22	1.81	0.60
1:F:208:ILE:HG23	1:F:256:ARG:HD2	1.83	0.60
1:G:206:THR:O	1:G:210:GLN:HG2	2.00	0.60
1:A:206:THR:O	1:A:210:GLN:HG2	2.01	0.60

Continued on next page...

Continued from previous page...

Atom-1	Atom-2	Interatomic distance (Å)	Clash overlap (Å)
1:D:53:ASN:HB3	1:D:70:SER:HB3	1.84	0.60
1:D:49:SER:CB	1:D:74:ARG:HB2	2.31	0.60
1:B:136:VAL:HG12	1:B:177:ASN:HA	1.83	0.60
1:E:206:THR:O	1:E:210:GLN:HG2	2.01	0.60
1:D:279:ARG:HH12	1:E:279:ARG:NH2	2.00	0.60
1:D:136:VAL:HG12	1:D:177:ASN:HA	1.84	0.60
1:D:206:THR:O	1:D:210:GLN:HG2	2.01	0.60
1:C:223:VAL:HG22	1:C:237:VAL:HG22	1.82	0.60
1:E:198:ILE:HD12	1:E:198:ILE:H	1.67	0.60
1:C:206:THR:O	1:C:210:GLN:HG2	2.02	0.60
1:C:185:ARG:NH2	1:C:238:ARG:HD3	2.17	0.60
1:F:136:VAL:HG12	1:F:177:ASN:HA	1.83	0.59
1:C:86:LEU:HB3	1:C:91:VAL:HB	1.83	0.59
1:G:53:ASN:HB3	1:G:70:SER:HB3	1.84	0.59
1:B:86:LEU:HB3	1:B:91:VAL:HB	1.82	0.59
1:A:136:VAL:HG12	1:A:177:ASN:HA	1.84	0.59
1:E:49:SER:CB	1:E:74:ARG:HB2	2.31	0.59
1:D:223:VAL:HG22	1:D:237:VAL:HG22	1.84	0.59
1:B:53:ASN:HB3	1:B:70:SER:HB3	1.83	0.59
1:E:53:ASN:HB3	1:E:70:SER:HB3	1.84	0.59
1:C:208:ILE:HG23	1:C:256:ARG:HD2	1.84	0.59
1:G:49:SER:CB	1:G:74:ARG:HB2	2.31	0.59
1:E:223:VAL:HG22	1:E:237:VAL:HG22	1.84	0.59
1:B:185:ARG:NH2	1:B:238:ARG:HD3	2.16	0.59
1:A:279:ARG:HH12	1:B:279:ARG:NH2	1.98	0.59
1:D:180:ARG:HH12	1:E:162:ILE:HG21	1.66	0.59
1:F:199:ASP:OD2	1:G:259:ARG:NH1	2.34	0.59
1:A:53:ASN:HB3	1:A:70:SER:HB3	1.84	0.59
1:E:224:ARG:HD3	1:F:251:TRP:HB3	1.85	0.59
1:A:208:ILE:HG23	1:A:256:ARG:HD2	1.85	0.59
1:A:223:VAL:HG22	1:A:237:VAL:HG22	1.84	0.59
1:E:86:LEU:HD22	1:E:91:VAL:HG21	1.85	0.59
1:E:208:ILE:HG23	1:E:256:ARG:HD2	1.85	0.59
1:G:136:VAL:HG12	1:G:177:ASN:HA	1.84	0.58
1:C:136:VAL:HG12	1:C:177:ASN:HA	1.84	0.58
1:B:53:ASN:HB2	1:B:66:ALA:HB1	1.86	0.58
1:B:206:THR:O	1:B:210:GLN:HG2	2.02	0.58
1:C:130:PHE:HE1	1:C:145:VAL:HG11	1.67	0.58
1:B:198:ILE:H	1:B:198:ILE:HD12	1.68	0.58
1:E:136:VAL:HG12	1:E:177:ASN:HA	1.85	0.58
1:G:130:PHE:HE1	1:G:145:VAL:HG11	1.68	0.58

Continued on next page...

Continued from previous page...

Atom-1	Atom-2	Interatomic distance (Å)	Clash overlap (Å)
1:E:53:ASN:HB2	1:E:66:ALA:HB1	1.86	0.58
1:C:53:ASN:HB3	1:C:70:SER:HB3	1.85	0.58
1:F:49:SER:CB	1:F:74:ARG:HB2	2.33	0.58
1:D:224:ARG:HD3	1:E:251:TRP:HB3	1.84	0.58
1:B:208:ILE:HG23	1:B:256:ARG:HD2	1.84	0.58
1:A:198:ILE:HD12	1:A:198:ILE:H	1.69	0.57
1:A:162:ILE:HG21	1:G:180:ARG:HH12	1.69	0.57
1:A:138:LEU:HD13	1:A:170:ILE:HG12	1.86	0.57
1:F:53:ASN:HB3	1:F:70:SER:HB3	1.85	0.57
1:A:83:ILE:HG12	1:A:96:VAL:HG11	1.86	0.57
1:A:53:ASN:HB2	1:A:66:ALA:HB1	1.87	0.57
1:G:83:ILE:HG12	1:G:96:VAL:HG11	1.86	0.57
1:D:86:LEU:HD22	1:D:91:VAL:HG21	1.87	0.57
1:C:53:ASN:HB2	1:C:66:ALA:HB1	1.86	0.57
1:A:41:GLY:HA2	1:A:44:ILE:HG22	1.87	0.57
1:C:123:LEU:HD11	1:D:114:SER:OG	2.05	0.57
1:A:185:ARG:NH2	1:A:238:ARG:HD3	2.17	0.57
1:E:123:LEU:HD11	1:F:114:SER:OG	2.05	0.57
1:A:49:SER:CB	1:A:74:ARG:HB2	2.32	0.56
1:D:53:ASN:HB2	1:D:66:ALA:HB1	1.87	0.56
1:D:41:GLY:HA2	1:D:44:ILE:HG22	1.87	0.56
1:B:130:PHE:HE1	1:B:145:VAL:HG11	1.69	0.56
1:C:41:GLY:HA2	1:C:44:ILE:HG22	1.88	0.56
1:C:157:THR:C	1:C:159:ASP:H	2.08	0.56
1:C:124:LEU:HD21	1:C:170:ILE:HG21	1.87	0.56
1:E:180:ARG:HH12	1:F:162:ILE:HG21	1.69	0.56
1:F:138:LEU:HD13	1:F:170:ILE:HG12	1.86	0.56
1:G:53:ASN:HB2	1:G:66:ALA:HB1	1.87	0.56
1:F:53:ASN:HB2	1:F:66:ALA:HB1	1.87	0.56
1:B:41:GLY:HA2	1:B:44:ILE:HG22	1.87	0.56
1:G:138:LEU:HD13	1:G:170:ILE:HG12	1.87	0.56
1:C:49:SER:CB	1:C:74:ARG:HB2	2.32	0.56
1:F:41:GLY:HA2	1:F:44:ILE:HG22	1.88	0.56
1:G:198:ILE:H	1:G:198:ILE:HD12	1.70	0.56
1:F:157:THR:C	1:F:159:ASP:H	2.09	0.56
1:A:130:PHE:HE1	1:A:145:VAL:HG11	1.71	0.56
1:B:223:VAL:HG22	1:B:237:VAL:HG22	1.87	0.56
1:B:138:LEU:HD13	1:B:170:ILE:HG12	1.88	0.56
1:E:224:ARG:NH2	1:F:252:ASP:OD1	2.39	0.56
1:G:157:THR:C	1:G:159:ASP:H	2.09	0.56
1:E:130:PHE:HE1	1:E:145:VAL:HG11	1.71	0.56

Continued on next page...

Continued from previous page...

Atom-1	Atom-2	Interatomic distance (Å)	Clash overlap (Å)
1:D:224:ARG:NH2	1:E:252:ASP:OD1	2.37	0.55
1:A:124:LEU:HD11	1:A:170:ILE:HG21	1.88	0.55
1:G:86:LEU:HD22	1:G:91:VAL:HG21	1.87	0.55
1:A:157:THR:C	1:A:159:ASP:H	2.08	0.55
1:A:46:ARG:HH21	1:A:74:ARG:NH2	2.04	0.55
1:D:198:ILE:HD12	1:D:198:ILE:H	1.70	0.55
1:F:253:VAL:O	1:F:257:ILE:HG13	2.07	0.55
1:G:185:ARG:NH2	1:G:238:ARG:HD3	2.16	0.55
1:B:157:THR:C	1:B:159:ASP:H	2.10	0.55
1:C:198:ILE:HD12	1:C:198:ILE:H	1.70	0.55
1:E:138:LEU:HD13	1:E:170:ILE:HG12	1.87	0.55
1:F:198:ILE:HD12	1:F:198:ILE:H	1.70	0.55
1:G:41:GLY:HA2	1:G:44:ILE:HG22	1.88	0.55
1:D:130:PHE:HE1	1:D:145:VAL:HG11	1.72	0.55
1:D:208:ILE:HG23	1:D:256:ARG:HD2	1.87	0.55
1:C:138:LEU:HD13	1:C:170:ILE:HG12	1.88	0.55
1:F:86:LEU:HD22	1:F:91:VAL:HG21	1.89	0.55
1:A:224:ARG:NH2	1:B:252:ASP:OD1	2.40	0.55
1:E:253:VAL:O	1:E:257:ILE:HG13	2.07	0.54
1:F:130:PHE:HE1	1:F:145:VAL:HG11	1.71	0.54
1:A:135:TYR:HD1	1:A:144:THR:HG23	1.73	0.54
1:E:41:GLY:HA2	1:E:44:ILE:HG22	1.88	0.54
1:D:46:ARG:HH21	1:D:74:ARG:NH2	2.06	0.54
1:D:225:LEU:HD11	1:D:233:ILE:HG23	1.89	0.54
1:G:253:VAL:O	1:G:257:ILE:HG13	2.08	0.54
1:E:157:THR:C	1:E:159:ASP:H	2.10	0.54
1:F:135:TYR:HD1	1:F:144:THR:HG23	1.73	0.54
1:A:252:ASP:OD1	1:G:224:ARG:NH2	2.41	0.54
1:E:185:ARG:NH2	1:E:238:ARG:HD3	2.18	0.54
1:D:157:THR:C	1:D:159:ASP:H	2.10	0.53
1:E:279:ARG:HH12	1:F:279:ARG:NH2	2.05	0.53
1:A:180:ARG:HH12	1:B:162:ILE:HG21	1.73	0.53
1:B:86:LEU:HD22	1:B:91:VAL:HG21	1.90	0.53
1:E:225:LEU:HD11	1:E:233:ILE:HG23	1.90	0.53
1:B:83:ILE:HG12	1:B:96:VAL:HG11	1.90	0.53
1:A:225:LEU:HD11	1:A:233:ILE:HG23	1.90	0.53
1:D:135:TYR:HD1	1:D:144:THR:HG23	1.73	0.53
1:C:83:ILE:HG12	1:C:96:VAL:HG11	1.89	0.53
1:G:225:LEU:HD11	1:G:233:ILE:HG23	1.90	0.53
1:D:123:LEU:HD11	1:E:114:SER:OG	2.08	0.53
1:B:253:VAL:O	1:B:257:ILE:HG13	2.09	0.53

Continued on next page...

Continued from previous page...

Atom-1	Atom-2	Interatomic distance (Å)	Clash overlap (Å)
1:F:225:LEU:HD11	1:F:233:ILE:HG23	1.91	0.53
1:B:49:SER:CB	1:B:74:ARG:HB2	2.33	0.53
1:D:138:LEU:HD13	1:D:170:ILE:HG12	1.89	0.53
1:A:114:SER:OG	1:G:123:LEU:HD11	2.08	0.53
1:F:185:ARG:NH2	1:F:238:ARG:HD3	2.20	0.53
1:F:201:VAL:HG13	1:F:261:PHE:CZ	2.43	0.53
1:A:253:VAL:O	1:A:257:ILE:HG13	2.08	0.53
1:A:251:TRP:HB3	1:G:224:ARG:HD3	1.91	0.53
1:C:224:ARG:NH2	1:D:252:ASP:OD1	2.42	0.53
1:B:225:LEU:HD11	1:B:233:ILE:HG23	1.90	0.53
1:F:201:VAL:HG13	1:F:261:PHE:HZ	1.74	0.52
1:A:224:ARG:HD3	1:B:251:TRP:HB3	1.90	0.52
1:E:83:ILE:HG12	1:E:96:VAL:HG11	1.90	0.52
1:G:170:ILE:HG23	1:G:175:ILE:HD11	1.91	0.52
1:B:59:ARG:O	1:B:60:LYS:HG3	2.09	0.52
1:D:83:ILE:HG12	1:D:96:VAL:HG11	1.90	0.52
1:B:46:ARG:HH21	1:B:74:ARG:NH2	2.06	0.52
1:C:201:VAL:HG13	1:C:261:PHE:CZ	2.45	0.52
1:B:180:ARG:HH12	1:C:162:ILE:HG21	1.74	0.52
1:G:135:TYR:HD1	1:G:144:THR:HG23	1.74	0.52
1:F:123:LEU:HD11	1:G:114:SER:OG	2.10	0.52
1:A:86:LEU:HD22	1:A:91:VAL:HG21	1.91	0.52
1:F:83:ILE:HG12	1:F:96:VAL:HG11	1.91	0.52
1:C:224:ARG:HD3	1:D:251:TRP:HB3	1.92	0.52
1:C:253:VAL:O	1:C:257:ILE:HG13	2.09	0.51
1:C:120:ALA:O	1:C:124:LEU:HB2	2.10	0.51
1:C:86:LEU:HD22	1:C:91:VAL:HG21	1.93	0.51
1:E:135:TYR:HD1	1:E:144:THR:HG23	1.74	0.51
1:G:221:MET:HG3	1:G:239:VAL:HG12	1.92	0.51
1:D:185:ARG:NH2	1:D:238:ARG:HD3	2.18	0.51
1:F:257:ILE:O	1:F:261:PHE:HB2	2.11	0.51
1:A:201:VAL:HG13	1:A:261:PHE:CZ	2.45	0.51
1:D:62:ASP:HB3	1:D:65:VAL:HB	1.92	0.51
1:C:62:ASP:HB3	1:C:65:VAL:HB	1.93	0.51
1:E:124:LEU:HD11	1:E:170:ILE:HG21	1.92	0.51
1:F:59:ARG:O	1:F:60:LYS:HG3	2.11	0.51
1:A:138:LEU:HD11	1:A:165:ILE:HD13	1.92	0.51
1:B:201:VAL:HG13	1:B:261:PHE:HZ	1.76	0.51
1:C:225:LEU:HD11	1:C:233:ILE:HG23	1.92	0.51
1:E:62:ASP:HB3	1:E:65:VAL:HB	1.92	0.51
1:G:201:VAL:HG13	1:G:261:PHE:CZ	2.46	0.51

Continued on next page...

Continued from previous page...

Atom-1	Atom-2	Interatomic distance (Å)	Clash overlap (Å)
1:B:135:TYR:HD1	1:B:144:THR:HG23	1.76	0.51
1:E:50:ASN:O	1:E:54:ARG:HB2	2.11	0.51
1:C:135:TYR:HD1	1:C:144:THR:HG23	1.74	0.51
1:D:253:VAL:O	1:D:257:ILE:HG13	2.10	0.51
1:F:170:ILE:HG23	1:F:175:ILE:HD11	1.93	0.51
1:D:138:LEU:HD11	1:D:165:ILE:HD13	1.92	0.51
1:G:257:ILE:O	1:G:261:PHE:HB2	2.11	0.51
1:G:62:ASP:HB3	1:G:65:VAL:HB	1.92	0.51
1:D:50:ASN:O	1:D:54:ARG:HB2	2.11	0.51
1:A:201:VAL:HG13	1:A:261:PHE:HZ	1.75	0.51
1:G:138:LEU:HD11	1:G:165:ILE:HD13	1.92	0.50
1:G:50:ASN:O	1:G:54:ARG:HB2	2.12	0.50
1:A:62:ASP:HB3	1:A:65:VAL:HB	1.93	0.50
1:F:138:LEU:HD11	1:F:165:ILE:HD13	1.94	0.50
1:E:46:ARG:HH21	1:E:74:ARG:NH2	2.07	0.50
1:B:138:LEU:HD11	1:B:165:ILE:HD13	1.94	0.50
1:B:257:ILE:O	1:B:261:PHE:HB2	2.11	0.50
1:C:257:ILE:O	1:C:261:PHE:HB2	2.12	0.50
1:C:59:ARG:O	1:C:60:LYS:HG3	2.11	0.50
1:G:46:ARG:HH21	1:G:74:ARG:NH2	2.07	0.50
1:D:199:ASP:OD2	1:E:259:ARG:NH1	2.44	0.50
1:A:50:ASN:O	1:A:54:ARG:HB2	2.11	0.50
1:B:170:ILE:HG23	1:B:175:ILE:HD11	1.93	0.50
1:A:177:ASN:ND2	1:A:180:ARG:HB2	2.27	0.50
1:D:257:ILE:O	1:D:261:PHE:HB2	2.12	0.50
1:B:279:ARG:HH12	1:C:279:ARG:HH21	1.60	0.50
1:G:201:VAL:HG13	1:G:261:PHE:HZ	1.76	0.50
1:C:201:VAL:HG13	1:C:261:PHE:HZ	1.75	0.50
1:B:201:VAL:HG13	1:B:261:PHE:CZ	2.46	0.49
1:F:62:ASP:HB3	1:F:65:VAL:HB	1.93	0.49
1:G:216:LEU:HD22	1:G:219:ARG:HD2	1.93	0.49
1:E:138:LEU:HD11	1:E:165:ILE:HD13	1.94	0.49
1:E:170:ILE:HG23	1:E:175:ILE:HD11	1.94	0.49
1:F:216:LEU:HD22	1:F:219:ARG:HD2	1.94	0.49
1:C:46:ARG:HH21	1:C:74:ARG:NH2	2.07	0.49
1:D:170:ILE:HG23	1:D:175:ILE:HD11	1.94	0.49
1:E:59:ARG:O	1:E:60:LYS:HG3	2.12	0.49
1:A:170:ILE:HG23	1:A:175:ILE:HD11	1.93	0.49
1:G:210:GLN:OE1	1:G:210:GLN:HA	2.13	0.49
1:A:103:ALA:HB1	1:G:72:LEU:HD22	1.95	0.49
1:E:201:VAL:HG13	1:E:261:PHE:HZ	1.76	0.49

Continued on next page...

Continued from previous page...

Atom-1	Atom-2	Interatomic distance (Å)	Clash overlap (Å)
1:C:138:LEU:HD11	1:C:165:ILE:HD13	1.93	0.49
1:F:224:ARG:HD3	1:G:251:TRP:CB	2.42	0.49
1:E:201:VAL:HG13	1:E:261:PHE:CZ	2.47	0.49
1:F:50:ASN:O	1:F:54:ARG:HB2	2.12	0.49
1:A:162:ILE:O	1:G:177:ASN:N	2.41	0.49
1:D:201:VAL:HG13	1:D:261:PHE:CZ	2.48	0.49
1:A:59:ARG:O	1:A:60:LYS:HG3	2.12	0.49
1:C:216:LEU:HD22	1:C:219:ARG:HD2	1.95	0.49
1:E:257:ILE:O	1:E:261:PHE:HB2	2.13	0.49
1:F:130:PHE:CD1	1:F:145:VAL:HG21	2.48	0.49
1:D:216:LEU:HD22	1:D:219:ARG:HD2	1.94	0.49
1:E:216:LEU:HD22	1:E:219:ARG:HD2	1.94	0.49
1:B:276:ASN:HB2	1:C:274:ASP:OD1	2.13	0.49
1:D:59:ARG:O	1:D:60:LYS:HG3	2.13	0.49
1:A:257:ILE:O	1:A:261:PHE:HB2	2.12	0.49
1:A:123:LEU:HD11	1:B:114:SER:OG	2.13	0.48
1:B:62:ASP:HB3	1:B:65:VAL:HB	1.94	0.48
1:G:59:ARG:O	1:G:60:LYS:HG3	2.12	0.48
1:F:210:GLN:OE1	1:F:210:GLN:HA	2.12	0.48
1:F:221:MET:HG3	1:F:239:VAL:HG12	1.95	0.48
1:C:170:ILE:HG23	1:C:175:ILE:HD11	1.95	0.48
1:A:221:MET:HG3	1:A:239:VAL:HG12	1.95	0.48
1:D:210:GLN:HA	1:D:210:GLN:OE1	2.13	0.48
1:C:256:ARG:HG2	1:C:260:GLU:HG3	1.96	0.48
1:B:221:MET:HG3	1:B:239:VAL:HG12	1.96	0.48
1:B:130:PHE:CE1	1:B:145:VAL:HG11	2.49	0.48
1:B:50:ASN:O	1:B:54:ARG:HB2	2.12	0.48
1:B:216:LEU:HD22	1:B:219:ARG:HD2	1.95	0.48
1:A:216:LEU:HD22	1:A:219:ARG:HD2	1.94	0.48
1:C:72:LEU:HD22	1:D:103:ALA:HB1	1.96	0.48
1:F:46:ARG:HH21	1:F:74:ARG:NH2	2.07	0.48
1:D:201:VAL:HG13	1:D:261:PHE:HZ	1.79	0.48
1:A:163:ILE:HG12	1:G:176:ILE:HG12	1.95	0.48
1:C:124:LEU:HB3	1:C:148:VAL:HG11	1.96	0.48
1:A:198:ILE:O	1:A:202:LYS:HG3	2.14	0.48
1:B:210:GLN:HA	1:B:210:GLN:OE1	2.13	0.47
1:B:198:ILE:O	1:B:202:LYS:HG3	2.14	0.47
1:D:55:LEU:O	1:D:59:ARG:HG2	2.14	0.47
1:C:50:ASN:O	1:C:54:ARG:HB2	2.14	0.47
1:G:198:ILE:O	1:G:202:LYS:HG3	2.14	0.47
1:E:177:ASN:ND2	1:E:180:ARG:H	2.13	0.47

Continued on next page...

Continued from previous page...

Atom-1	Atom-2	Interatomic distance (Å)	Clash overlap (Å)
1:A:100:LEU:O	1:A:104:GLY:N	2.44	0.47
1:B:100:LEU:O	1:B:104:GLY:N	2.43	0.47
1:C:221:MET:HG3	1:C:239:VAL:HG12	1.95	0.47
1:C:130:PHE:CE1	1:C:145:VAL:HG11	2.48	0.47
1:G:100:LEU:O	1:G:104:GLY:N	2.47	0.47
1:F:256:ARG:HG2	1:F:260:GLU:HG3	1.97	0.47
1:A:210:GLN:OE1	1:A:210:GLN:HA	2.14	0.47
1:E:198:ILE:O	1:E:202:LYS:HG3	2.15	0.47
1:D:256:ARG:HG2	1:D:260:GLU:HG3	1.97	0.47
1:B:79:ALA:O	1:B:83:ILE:HG13	2.15	0.47
1:E:55:LEU:O	1:E:59:ARG:HG2	2.15	0.47
1:G:55:LEU:O	1:G:59:ARG:HG2	2.15	0.47
1:C:184:ARG:HB2	1:C:246:LEU:HD13	1.97	0.47
1:G:184:ARG:HB2	1:G:246:LEU:HD13	1.96	0.47
1:C:133:GLY:N	1:C:145:VAL:O	2.46	0.47
1:F:198:ILE:O	1:F:202:LYS:HG3	2.15	0.47
1:E:79:ALA:O	1:E:83:ILE:HG13	2.14	0.47
1:E:128:ARG:HA	1:E:129:PRO:HD2	1.76	0.47
1:F:128:ARG:HA	1:F:129:PRO:HD2	1.72	0.47
1:B:55:LEU:O	1:B:59:ARG:HG2	2.16	0.46
1:D:221:MET:HG3	1:D:239:VAL:HG12	1.97	0.46
1:A:92:GLN:HB3	1:A:95:SER:OG	2.15	0.46
1:D:100:LEU:O	1:D:104:GLY:N	2.47	0.46
1:E:100:LEU:O	1:E:104:GLY:N	2.44	0.46
1:E:210:GLN:HA	1:E:210:GLN:OE1	2.15	0.46
1:F:55:LEU:O	1:F:59:ARG:HG2	2.15	0.46
1:E:256:ARG:HG2	1:E:260:GLU:HG3	1.96	0.46
1:C:130:PHE:CD1	1:C:145:VAL:HG21	2.51	0.46
1:A:157:THR:C	1:A:159:ASP:N	2.69	0.46
1:C:210:GLN:OE1	1:C:210:GLN:HA	2.15	0.46
1:C:198:ILE:O	1:C:202:LYS:HG3	2.16	0.46
1:C:55:LEU:O	1:C:59:ARG:HG2	2.16	0.46
1:F:200:GLN:O	1:F:204:ILE:HG13	2.15	0.46
1:E:226:ASN:HB2	1:E:236:VAL:HG12	1.97	0.46
1:E:221:MET:HG3	1:E:239:VAL:HG12	1.98	0.46
1:B:124:LEU:HA	1:B:124:LEU:HD23	1.78	0.46
1:F:79:ALA:O	1:F:83:ILE:HG13	2.15	0.46
1:G:177:ASN:ND2	1:G:180:ARG:HB2	2.31	0.46
1:B:123:LEU:HD11	1:C:114:SER:OG	2.16	0.46
1:A:79:ALA:O	1:A:83:ILE:HG13	2.15	0.46
1:A:130:PHE:CD1	1:A:145:VAL:HG21	2.51	0.46

Continued on next page...

Continued from previous page...

Atom-1	Atom-2	Interatomic distance (Å)	Clash overlap (Å)
1:D:198:ILE:O	1:D:202:LYS:HG3	2.16	0.46
1:F:197:ASP:HB3	1:F:200:GLN:HB3	1.98	0.46
1:B:224:ARG:HD3	1:C:251:TRP:HB3	1.98	0.46
1:B:177:ASN:ND2	1:B:180:ARG:HB2	2.31	0.45
1:C:200:GLN:O	1:C:204:ILE:HG13	2.16	0.45
1:B:187:GLU:HG3	1:B:238:ARG:HG2	1.98	0.45
1:A:165:ILE:HG23	1:G:174:ASN:OD1	2.15	0.45
1:A:256:ARG:HG2	1:A:260:GLU:HG3	1.98	0.45
1:F:157:THR:C	1:F:159:ASP:N	2.69	0.45
1:F:184:ARG:HB2	1:F:246:LEU:HD13	1.98	0.45
1:A:55:LEU:O	1:A:59:ARG:HG2	2.16	0.45
1:D:53:ASN:HB3	1:D:70:SER:CB	2.46	0.45
1:D:200:GLN:O	1:D:204:ILE:HG13	2.17	0.45
1:A:200:GLN:O	1:A:204:ILE:HG13	2.17	0.45
1:F:91:VAL:O	1:F:93:THR:N	2.50	0.45
1:F:130:PHE:CE1	1:F:145:VAL:HG11	2.51	0.45
1:E:258:LYS:NZ	1:E:262:ASP:OD2	2.41	0.45
1:B:130:PHE:CD1	1:B:145:VAL:HG21	2.51	0.45
1:E:72:LEU:HD22	1:F:103:ALA:HB1	1.98	0.45
1:G:53:ASN:HB3	1:G:70:SER:CB	2.47	0.45
1:G:130:PHE:CE1	1:G:145:VAL:HG11	2.49	0.45
1:A:130:PHE:CE1	1:A:145:VAL:HG11	2.51	0.45
1:G:200:GLN:O	1:G:204:ILE:HG13	2.17	0.45
1:E:184:ARG:HB2	1:E:246:LEU:HD13	1.98	0.45
1:E:91:VAL:O	1:E:93:THR:N	2.49	0.45
1:D:79:ALA:O	1:D:83:ILE:HG13	2.16	0.45
1:B:91:VAL:O	1:B:93:THR:N	2.50	0.45
1:B:224:ARG:NH2	1:C:252:ASP:OD1	2.50	0.45
1:G:30:ASN:HB3	1:G:89:VAL:HA	1.99	0.45
1:D:226:ASN:HB2	1:D:236:VAL:HG12	2.00	0.45
1:C:100:LEU:O	1:C:104:GLY:N	2.44	0.45
1:D:177:ASN:ND2	1:D:180:ARG:HB2	2.31	0.44
1:C:79:ALA:O	1:C:83:ILE:HG13	2.18	0.44
1:G:130:PHE:CD1	1:G:145:VAL:HG21	2.51	0.44
1:B:133:GLY:N	1:B:145:VAL:O	2.45	0.44
1:E:130:PHE:CD1	1:E:145:VAL:HG21	2.51	0.44
1:A:197:ASP:HB3	1:A:200:GLN:HB3	1.99	0.44
1:F:276:ASN:HB2	1:G:274:ASP:OD1	2.16	0.44
1:C:187:GLU:HG3	1:C:238:ARG:HG2	2.00	0.44
1:G:79:ALA:O	1:G:83:ILE:HG13	2.18	0.44
1:D:130:PHE:CE1	1:D:145:VAL:HG11	2.52	0.44

Continued on next page...

Continued from previous page...

Atom-1	Atom-2	Interatomic distance (Å)	Clash overlap (Å)
1:G:256:ARG:HG2	1:G:260:GLU:HG3	2.00	0.44
1:E:157:THR:C	1:E:159:ASP:N	2.71	0.44
1:B:65:VAL:O	1:B:69:LEU:HB2	2.18	0.44
1:F:100:LEU:O	1:F:104:GLY:N	2.45	0.44
1:G:187:GLU:HG3	1:G:238:ARG:HG2	2.00	0.44
1:A:91:VAL:O	1:A:93:THR:N	2.50	0.44
1:A:53:ASN:HB3	1:A:70:SER:CB	2.47	0.44
1:G:157:THR:C	1:G:159:ASP:N	2.70	0.44
1:D:130:PHE:CD1	1:D:145:VAL:HG21	2.52	0.44
1:D:184:ARG:HB2	1:D:246:LEU:HD13	2.00	0.44
1:G:124:LEU:HD11	1:G:170:ILE:HG21	2.00	0.44
1:C:157:THR:C	1:C:159:ASP:N	2.70	0.44
1:D:150:ILE:HG13	1:D:151:PHE:N	2.32	0.44
1:E:53:ASN:HB3	1:E:70:SER:CB	2.48	0.44
1:F:44:ILE:O	1:F:48:ILE:HG13	2.18	0.44
1:B:184:ARG:HB2	1:B:246:LEU:HD13	2.00	0.44
1:A:274:ASP:OD1	1:G:276:ASN:HB2	2.18	0.44
1:C:226:ASN:HB2	1:C:236:VAL:HG12	2.00	0.43
1:B:200:GLN:O	1:B:204:ILE:HG13	2.17	0.43
1:D:91:VAL:O	1:D:93:THR:N	2.51	0.43
1:D:157:THR:C	1:D:159:ASP:N	2.71	0.43
1:A:270:TYR:HD2	1:F:276:ASN:ND2	2.16	0.43
1:F:226:ASN:HB2	1:F:236:VAL:HG12	2.00	0.43
1:F:53:ASN:HB3	1:F:70:SER:CB	2.48	0.43
1:G:92:GLN:HB3	1:G:95:SER:OG	2.18	0.43
1:B:226:ASN:HB2	1:B:236:VAL:HG12	1.99	0.43
1:D:187:GLU:HG3	1:D:238:ARG:HG2	2.00	0.43
1:A:86:LEU:HD13	1:G:80:PHE:CE2	2.54	0.43
1:C:92:GLN:HB3	1:C:95:SER:OG	2.17	0.43
1:B:258:LYS:NZ	1:B:262:ASP:OD2	2.37	0.43
1:E:197:ASP:HB3	1:E:200:GLN:HB3	1.99	0.43
1:E:200:GLN:O	1:E:204:ILE:HG13	2.18	0.43
1:B:53:ASN:HB3	1:B:70:SER:CB	2.47	0.43
1:E:130:PHE:CE1	1:E:145:VAL:HG11	2.51	0.43
1:C:197:ASP:HB3	1:C:200:GLN:HB3	1.99	0.43
1:D:128:ARG:HA	1:D:129:PRO:HD2	1.71	0.43
1:B:256:ARG:HG2	1:B:260:GLU:HG3	1.99	0.43
1:B:157:THR:C	1:B:159:ASP:N	2.71	0.43
1:G:135:TYR:HD2	1:G:178:PHE:CD1	2.36	0.43
1:D:150:ILE:HD12	1:D:151:PHE:CE1	2.53	0.43
1:A:279:ARG:NH2	1:G:279:ARG:HH12	2.15	0.43

Continued on next page...

Continued from previous page...

Atom-1	Atom-2	Interatomic distance (Å)	Clash overlap (Å)
1:F:92:GLN:HB3	1:F:95:SER:OG	2.18	0.43
1:F:135:TYR:HD2	1:F:178:PHE:CD1	2.37	0.43
1:E:187:GLU:HG3	1:E:238:ARG:HG2	2.00	0.43
1:F:177:ASN:ND2	1:F:180:ARG:HB2	2.33	0.43
1:D:72:LEU:HD22	1:E:103:ALA:HB1	2.00	0.43
1:B:197:ASP:HB3	1:B:200:GLN:HB3	2.00	0.43
1:A:214:ARG:HB2	1:A:214:ARG:HE	1.68	0.43
1:F:124:LEU:HD11	1:F:170:ILE:HG21	2.01	0.42
1:G:91:VAL:O	1:G:93:THR:N	2.51	0.42
1:D:197:ASP:HB3	1:D:200:GLN:HB3	2.01	0.42
1:E:92:GLN:HB3	1:E:95:SER:OG	2.19	0.42
1:B:30:ASN:HB3	1:B:89:VAL:HA	2.02	0.42
1:F:187:GLU:HG3	1:F:238:ARG:HG2	2.00	0.42
1:F:65:VAL:O	1:F:69:LEU:HB2	2.20	0.42
1:D:92:GLN:HB3	1:D:95:SER:OG	2.19	0.42
1:D:214:ARG:HB2	1:D:214:ARG:HE	1.67	0.42
1:C:91:VAL:O	1:C:93:THR:N	2.52	0.42
1:G:128:ARG:HA	1:G:129:PRO:HD2	1.73	0.42
1:G:44:ILE:O	1:G:48:ILE:HG13	2.19	0.42
1:D:65:VAL:O	1:D:69:LEU:HB2	2.19	0.42
1:E:135:TYR:HD2	1:E:178:PHE:CD1	2.37	0.42
1:A:65:VAL:O	1:A:69:LEU:HB2	2.19	0.42
1:A:184:ARG:HB2	1:A:246:LEU:HD13	2.00	0.42
1:C:30:ASN:HB3	1:C:89:VAL:HA	2.01	0.42
1:C:124:LEU:HA	1:C:124:LEU:HD12	1.76	0.42
1:A:138:LEU:CD1	1:A:165:ILE:HD13	2.50	0.42
1:A:44:ILE:O	1:A:48:ILE:HG13	2.20	0.42
1:D:44:ILE:O	1:D:48:ILE:HG13	2.19	0.42
1:C:214:ARG:HB2	1:C:214:ARG:HE	1.66	0.42
1:G:226:ASN:HB2	1:G:236:VAL:HG12	2.01	0.42
1:D:135:TYR:HD2	1:D:178:PHE:CD1	2.38	0.42
1:G:65:VAL:O	1:G:69:LEU:HB2	2.20	0.42
1:A:30:ASN:HB3	1:A:89:VAL:HA	2.02	0.42
1:A:187:GLU:HG3	1:A:238:ARG:HG2	2.02	0.41
1:E:65:VAL:O	1:E:69:LEU:HB2	2.20	0.41
1:A:199:ASP:OD2	1:B:259:ARG:NH1	2.51	0.41
1:B:75:TYR:HA	1:B:75:TYR:HD1	1.74	0.41
1:D:276:ASN:HB2	1:E:274:ASP:OD1	2.19	0.41
1:B:92:GLN:HB3	1:B:95:SER:OG	2.19	0.41
1:E:199:ASP:OD2	1:F:259:ARG:NH1	2.50	0.41
1:C:177:ASN:ND2	1:C:180:ARG:HB2	2.34	0.41

Continued on next page...

Continued from previous page...

Atom-1	Atom-2	Interatomic distance (Å)	Clash overlap (Å)
1:B:135:TYR:HD2	1:B:178:PHE:CD1	2.38	0.41
1:G:83:ILE:HG12	1:G:96:VAL:CG1	2.50	0.41
1:A:226:ASN:HB2	1:A:236:VAL:HG12	2.02	0.41
1:E:30:ASN:HB3	1:E:89:VAL:HA	2.01	0.41
1:G:150:ILE:HD12	1:G:151:PHE:CE1	2.55	0.41
1:C:53:ASN:HB3	1:C:70:SER:CB	2.48	0.41
1:G:150:ILE:HG13	1:G:151:PHE:N	2.35	0.41
1:F:30:ASN:HB3	1:F:89:VAL:HA	2.02	0.41
1:E:185:ARG:HB2	1:E:240:TRP:CG	2.55	0.41
1:C:44:ILE:O	1:C:48:ILE:HG13	2.20	0.41
1:E:44:ILE:O	1:E:48:ILE:HG13	2.20	0.41
1:G:197:ASP:HB3	1:G:200:GLN:HB3	2.02	0.41
1:A:276:ASN:HB2	1:B:274:ASP:OD1	2.21	0.41
1:F:122:VAL:O	1:F:125:VAL:HG22	2.20	0.41
1:A:135:TYR:HD2	1:A:178:PHE:CD1	2.39	0.41
1:B:150:ILE:HD12	1:B:151:PHE:CE1	2.56	0.41
1:A:128:ARG:HA	1:A:129:PRO:HD2	1.74	0.41
1:C:65:VAL:O	1:C:69:LEU:HB2	2.20	0.41
1:C:135:TYR:HD2	1:C:178:PHE:CD1	2.38	0.41
1:A:34:ALA:HB2	1:A:89:VAL:CG2	2.51	0.41
1:G:138:LEU:CD1	1:G:165:ILE:HD13	2.51	0.40
1:A:83:ILE:HG12	1:A:96:VAL:CG1	2.50	0.40
1:G:34:ALA:HB2	1:G:89:VAL:CG2	2.51	0.40
1:E:122:VAL:O	1:E:125:VAL:HG22	2.21	0.40
1:F:49:SER:HB3	1:F:74:ARG:CB	2.42	0.40
1:A:126:MET:O	1:A:127:PHE:HB2	2.21	0.40
1:C:279:ARG:HH12	1:D:279:ARG:NH2	2.09	0.40
1:C:150:ILE:HG13	1:C:151:PHE:N	2.37	0.40
1:G:185:ARG:HB2	1:G:240:TRP:CG	2.57	0.40
1:D:138:LEU:CD1	1:D:165:ILE:HD13	2.52	0.40
1:C:34:ALA:HB2	1:C:89:VAL:CG2	2.51	0.40
1:D:150:ILE:HD12	1:D:151:PHE:CD1	2.56	0.40
1:B:34:ALA:HB2	1:B:89:VAL:CG2	2.52	0.40

There are no symmetry-related clashes.

5.3 Torsion angles

5.3.1 Protein backbone

In the following table, the Percentiles column shows the percent Ramachandran outliers of the chain as a percentile score with respect to all X-ray entries followed by that with respect to entries of similar resolution.

The Analysed column shows the number of residues for which the backbone conformation was analysed, and the total number of residues.

Mol	Chain	Analysed	Favoured	Allowed	Outliers	Percentiles	
1	A	255/306 (83%)	234 (92%)	19 (8%)	2 (1%)	24	70
1	B	255/306 (83%)	233 (91%)	20 (8%)	2 (1%)	24	70
1	C	255/306 (83%)	233 (91%)	20 (8%)	2 (1%)	24	70
1	D	255/306 (83%)	233 (91%)	19 (8%)	3 (1%)	16	62
1	E	255/306 (83%)	233 (91%)	20 (8%)	2 (1%)	24	70
1	F	255/306 (83%)	231 (91%)	22 (9%)	2 (1%)	24	70
1	G	255/306 (83%)	234 (92%)	19 (8%)	2 (1%)	24	70
All	All	1785/2142 (83%)	1631 (91%)	139 (8%)	15 (1%)	24	70

All (15) Ramachandran outliers are listed below:

Mol	Chain	Res	Type
1	A	92	GLN
1	B	92	GLN
1	C	92	GLN
1	D	92	GLN
1	E	92	GLN
1	F	92	GLN
1	G	92	GLN
1	D	146	LEU
1	C	128	ARG
1	E	128	ARG
1	F	128	ARG
1	A	128	ARG
1	B	128	ARG
1	D	128	ARG
1	G	128	ARG

5.3.2 Protein sidechains ⓘ

In the following table, the Percentiles column shows the percent sidechain outliers of the chain as a percentile score with respect to all X-ray entries followed by that with respect to entries of similar resolution.

The Analysed column shows the number of residues for which the sidechain conformation was analysed, and the total number of residues.

Mol	Chain	Analysed	Rotameric	Outliers	Percentiles	
1	A	208/248 (84%)	193 (93%)	15 (7%)	18	57
1	B	208/248 (84%)	190 (91%)	18 (9%)	13	48
1	C	208/248 (84%)	191 (92%)	17 (8%)	14	51
1	D	208/248 (84%)	193 (93%)	15 (7%)	18	57
1	E	208/248 (84%)	191 (92%)	17 (8%)	14	51
1	F	208/248 (84%)	192 (92%)	16 (8%)	16	55
1	G	208/248 (84%)	192 (92%)	16 (8%)	16	55
All	All	1456/1736 (84%)	1342 (92%)	114 (8%)	16	54

All (114) residues with a non-rotameric sidechain are listed below:

Mol	Chain	Res	Type
1	A	60	LYS
1	A	64	THR
1	A	69	LEU
1	A	75	TYR
1	A	93	THR
1	A	111	LEU
1	A	115	LEU
1	A	128	ARG
1	A	144	THR
1	A	146	LEU
1	A	149	GLN
1	A	164	VAL
1	A	185	ARG
1	A	231	SER
1	A	246	LEU
1	B	60	LYS
1	B	64	THR
1	B	69	LEU
1	B	75	TYR
1	B	93	THR

Continued on next page...

Continued from previous page...

Mol	Chain	Res	Type
1	B	111	LEU
1	B	115	LEU
1	B	126	MET
1	B	128	ARG
1	B	144	THR
1	B	146	LEU
1	B	149	GLN
1	B	164	VAL
1	B	185	ARG
1	B	190	ILE
1	B	231	SER
1	B	246	LEU
1	B	248	ASN
1	C	60	LYS
1	C	64	THR
1	C	69	LEU
1	C	75	TYR
1	C	93	THR
1	C	111	LEU
1	C	115	LEU
1	C	124	LEU
1	C	126	MET
1	C	128	ARG
1	C	144	THR
1	C	149	GLN
1	C	164	VAL
1	C	185	ARG
1	C	231	SER
1	C	246	LEU
1	C	248	ASN
1	D	60	LYS
1	D	64	THR
1	D	69	LEU
1	D	75	TYR
1	D	93	THR
1	D	111	LEU
1	D	115	LEU
1	D	126	MET
1	D	128	ARG
1	D	144	THR
1	D	149	GLN
1	D	164	VAL

Continued on next page...

Continued from previous page...

Mol	Chain	Res	Type
1	D	231	SER
1	D	246	LEU
1	D	248	ASN
1	E	60	LYS
1	E	64	THR
1	E	69	LEU
1	E	75	TYR
1	E	93	THR
1	E	111	LEU
1	E	115	LEU
1	E	126	MET
1	E	128	ARG
1	E	144	THR
1	E	149	GLN
1	E	164	VAL
1	E	185	ARG
1	E	190	ILE
1	E	231	SER
1	E	246	LEU
1	E	248	ASN
1	F	60	LYS
1	F	64	THR
1	F	69	LEU
1	F	75	TYR
1	F	93	THR
1	F	111	LEU
1	F	115	LEU
1	F	126	MET
1	F	128	ARG
1	F	144	THR
1	F	149	GLN
1	F	164	VAL
1	F	185	ARG
1	F	231	SER
1	F	246	LEU
1	F	248	ASN
1	G	60	LYS
1	G	64	THR
1	G	69	LEU
1	G	75	TYR
1	G	93	THR
1	G	111	LEU

Continued on next page...

Continued from previous page...

Mol	Chain	Res	Type
1	G	115	LEU
1	G	126	MET
1	G	128	ARG
1	G	144	THR
1	G	149	GLN
1	G	164	VAL
1	G	185	ARG
1	G	231	SER
1	G	246	LEU
1	G	248	ASN

Some sidechains can be flipped to improve hydrogen bonding and reduce clashes. All (1) such sidechains are listed below:

Mol	Chain	Res	Type
1	E	177	ASN

5.3.3 RNA [i](#)

There are no RNA molecules in this entry.

5.4 Non-standard residues in protein, DNA, RNA chains [i](#)

There are no non-standard protein/DNA/RNA residues in this entry.

5.5 Carbohydrates [i](#)

There are no carbohydrates in this entry.

5.6 Ligand geometry [i](#)

There are no ligands in this entry.

5.7 Other polymers [i](#)

There are no such residues in this entry.

5.8 Polymer linkage issues ⓘ

There are no chain breaks in this entry.

6 Fit of model and data ⓘ

6.1 Protein, DNA and RNA chains ⓘ

In the following table, the column labelled ‘#RSRZ> 2’ contains the number (and percentage) of RSRZ outliers, followed by percent RSRZ outliers for the chain as percentile scores relative to all X-ray entries and entries of similar resolution. The OWAB column contains the minimum, median, 95th percentile and maximum values of the occupancy-weighted average B-factor per residue. The column labelled ‘Q< 0.9’ lists the number of (and percentage) of residues with an average occupancy less than 0.9.

Mol	Chain	Analysed	<RSRZ>	#RSRZ>2	OWAB(Å ²)	Q<0.9
1	A	257/306 (83%)	0.21	10 (3%) 43 34	64, 108, 146, 200	0
1	B	257/306 (83%)	0.17	10 (3%) 43 34	60, 106, 139, 176	0
1	C	257/306 (83%)	-0.02	6 (2%) 64 54	67, 101, 132, 187	0
1	D	257/306 (83%)	0.12	10 (3%) 43 34	67, 114, 148, 168	0
1	E	257/306 (83%)	0.17	12 (4%) 35 27	75, 122, 153, 174	0
1	F	257/306 (83%)	0.16	15 (5%) 26 19	73, 115, 146, 166	0
1	G	257/306 (83%)	0.03	4 (1%) 74 65	76, 110, 140, 162	0
All	All	1799/2142 (83%)	0.12	67 (3%) 45 35	60, 111, 146, 200	0

All (67) RSRZ outliers are listed below:

Mol	Chain	Res	Type	RSRZ
1	E	281	LYS	13.6
1	A	281	LYS	7.9
1	E	280	VAL	6.9
1	A	231	SER	6.4
1	F	281	LYS	5.8
1	F	268	PHE	5.0
1	F	280	VAL	4.6
1	D	281	LYS	4.4
1	D	280	VAL	4.3
1	F	258	LYS	4.0
1	F	265	GLY	3.8
1	E	177	ASN	3.7
1	F	266	ILE	3.7
1	A	276	ASN	3.7
1	D	130	PHE	3.5
1	E	278	LYS	3.4
1	F	278	LYS	3.4

Continued on next page...

Continued from previous page...

Mol	Chain	Res	Type	RSRZ
1	A	280	VAL	3.3
1	B	277	PHE	3.2
1	D	88	ARG	3.2
1	B	276	ASN	3.1
1	F	148	VAL	2.9
1	A	130	PHE	2.8
1	B	175	ILE	2.8
1	F	267	SER	2.7
1	A	272	GLN	2.7
1	D	128	ARG	2.6
1	E	260	GLU	2.6
1	A	129	PRO	2.5
1	B	278	LYS	2.5
1	C	192	VAL	2.4
1	E	217	LYS	2.4
1	C	191	GLY	2.4
1	D	81	THR	2.4
1	C	275	VAL	2.4
1	D	279	ARG	2.4
1	E	219	ARG	2.4
1	B	174	ASN	2.3
1	C	235	PHE	2.3
1	A	278	LYS	2.2
1	F	275	VAL	2.2
1	F	264	ALA	2.2
1	F	277	PHE	2.2
1	A	204	ILE	2.2
1	E	47	MET	2.2
1	E	25	LEU	2.2
1	G	223	VAL	2.2
1	B	262	ASP	2.2
1	B	263	ALA	2.2
1	E	178	PHE	2.2
1	G	278	LYS	2.2
1	F	162	ILE	2.2
1	D	216	LEU	2.1
1	C	225	LEU	2.1
1	G	239	VAL	2.1
1	E	264	ALA	2.1
1	F	261	PHE	2.1
1	C	277	PHE	2.1
1	B	130	PHE	2.1

Continued on next page...

Continued from previous page...

Mol	Chain	Res	Type	RSRZ
1	F	276	ASN	2.1
1	D	186	ASN	2.1
1	D	131	ARG	2.1
1	A	275	VAL	2.1
1	G	280	VAL	2.1
1	E	51	ALA	2.0
1	B	184	ARG	2.0
1	B	275	VAL	2.0

6.2 Non-standard residues in protein, DNA, RNA chains [i](#)

There are no non-standard protein/DNA/RNA residues in this entry.

6.3 Carbohydrates [i](#)

There are no carbohydrates in this entry.

6.4 Ligands [i](#)

There are no ligands in this entry.

6.5 Other polymers [i](#)

There are no such residues in this entry.