



wwPDB EM Map/Model Validation Report ⓘ

Apr 10, 2016 – 01:51 PM BST

PDB ID : 3J46
EMDB ID: : EMD-5693
Title : Structure of the SecY protein translocation channel in action
Authors : Akey, C.W.; Park, E.; Menetret, J.F.; Gumbart, J.C.; Ludtke, S.J.; Li, W.;
Whynot, A.; Rapoport, T.A.
Deposited on : 2013-06-18
Resolution : 10.10 Å(reported)
Based on PDB ID : 2I2P, 3I8G, 3J01

This is a wwPDB EM Map/Model Validation Report for a publicly released PDB/EMDB entry.
For rigid body fitted models, validation errors reported here could stem from errors in the original structure(s) used in the fitting.
We welcome your comments at validation@mail.wwpdb.org
A user guide is available at
<http://wwpdb.org/validation/2016/EMValidationReportHelp>

MolProbity : 4.02b-467
Mogul : 1.7.1 (RC1), CSD as537be (2016)
Percentile statistics : 20151230.v01 (using entries in the PDB archive December 30th 2015)
Ideal geometry (proteins) : Engh & Huber (2001)
Ideal geometry (DNA, RNA) : Parkinson et. al. (1996)
Validation Pipeline (wwPDB-VP) : trunk27241

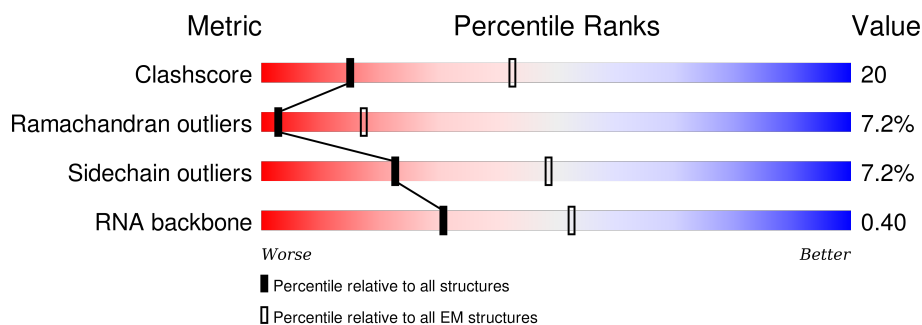
1 Overall quality at a glance

The following experimental techniques were used to determine the structure:

ELECTRON MICROSCOPY

The reported resolution of this entry is 10.10 Å.

Percentile scores (ranging between 0-100) for global validation metrics of the entry are shown in the following graphic. The table shows the number of entries on which the scores are based.









Metric	Whole archive (#Entries)	EM structures (#Entries)
Clashscore	114402	924
Ramachandran outliers	111179	726
Sidechain outliers	111093	686
RNA backbone	3027	244

The table below summarises the geometric issues observed across the polymeric chains. The red, orange, yellow and green segments on the bar indicate the fraction of residues that contain outliers for ≥ 3 , 2, 1 and 0 types of geometric quality criteria. A grey segment represents the fraction of residues that are not modelled. The numeric value for each fraction is indicated below the corresponding segment, with a dot representing fractions $\leq 5\%$.

Mol	Chain	Length	Quality of chain
1	y	437	73% 20% 5% •
2	E	56	46% 48% 5%
3	G	67	58% 31% 7% •
4	n	101	59% 30% 6% 5%
5	p	76	45% 50% 5%
6	a	76	62% 34% •
7	5	234	75% 22% •
8	T	100	88% 10% •

Continued on next page...

Continued from previous page...

Mol	Chain	Length	Quality of chain
9	U	103	 95% ..
10	Y	63	 95% 5%
11	1	63	 76% 21% .
12	2	36	 . 72% 22% .
13	3	44	 45% 48% 7%
14	4	109	 23% 50% 27%

2 Entry composition

There are 14 unique types of molecules in this entry. The entry contains 17478 atoms, of which 0 are hydrogens and 0 are deuteriums.

In the tables below, the AltConf column contains the number of residues with at least one atom in alternate conformation and the Trace column contains the number of residues modelled with at most 2 atoms.

- Molecule 1 is a protein called Protein translocase subunit SecY.

Mol	Chain	Residues	Atoms					AltConf	Trace
1	y	437	Total	C	N	O	S	0	1
			3361	2220	554	569	18		

There are 3 discrepancies between the modelled and reference sequences:

Chain	Residue	Modelled	Actual	Comment	Reference
y	5	ACE	-	ACETYLATION	UNP P0AGA2
y	68	CYS	SER	ENGINEERED MUTATION	UNP P0AGA2
y	441	NH2	-	AMIDATION	UNP P0AGA2

- Molecule 2 is a protein called Preprotein translocase subunit SecE.

Mol	Chain	Residues	Atoms					AltConf	Trace
2	E	56	Total	C	N	O	S	0	1
			433	283	76	73	1		

There are 2 discrepancies between the modelled and reference sequences:

Chain	Residue	Modelled	Actual	Comment	Reference
E	73	ACE	-	ACETYLATION	UNP P0AG96
E	128	NH2	-	AMIDATION	UNP P0AG96

- Molecule 3 is a protein called Protein-export membrane protein SecG.

Mol	Chain	Residues	Atoms					AltConf	Trace
3	G	67	Total	C	N	O	S	0	1
			461	301	74	82	4		

There are 2 discrepancies between the modelled and reference sequences:

Chain	Residue	Modelled	Actual	Comment	Reference
G	8	ACE	-	ACETYLATION	UNP P0AG99
G	74	NH2	-	AMIDATION	UNP P0AG99

- Molecule 4 is a protein called NC100.

Mol	Chain	Residues	Atoms					AltConf	Trace
4	n	101	Total	C	N	O	S	0	0
			760	480	132	146	2		

- Molecule 5 is a RNA chain called P-tRNA.

Mol	Chain	Residues	Atoms					AltConf	Trace
5	p	76	Total	C	N	O	P	0	0
			1621	722	287	536	76		

- Molecule 6 is a RNA chain called A-tRNA.

Mol	Chain	Residues	Atoms					AltConf	Trace	
6	a	76	Total	C	N	O	P	S	0	0
			1626	729	290	531	75	1		

- Molecule 7 is a protein called 50S ribosomal protein L1.

Mol	Chain	Residues	Atoms					AltConf	Trace
7	5	234	Total	C	N	O	S	0	0
			1733	1081	315	330	7		

- Molecule 8 is a protein called 50S ribosomal protein L23P.

Mol	Chain	Residues	Atoms					AltConf	Trace
8	T	100	Total	C	N	O	S	0	0
			787	496	146	143	2		

- Molecule 9 is a protein called 50S ribosomal protein L24P.

Mol	Chain	Residues	Atoms				AltConf	Trace
9	U	103	Total	C	N	O	0	0
			789	498	148	143		

- Molecule 10 is a protein called 50S ribosomal protein L29P.

Mol	Chain	Residues	Atoms					AltConf	Trace
10	Y	63	Total	C	N	O	S	0	0
			509	313	99	95	2		

- Molecule 11 is a RNA chain called 23S ribosomal RNA.

Mol	Chain	Residues	Atoms					AltConf	Trace
11	1	63	Total	C	N	O	P	0	0
			1350	603	245	439	63		

- Molecule 12 is a RNA chain called 23S ribosomal RNA.

Mol	Chain	Residues	Atoms					AltConf	Trace
12	2	36	Total	C	N	O	P	0	0
			775	345	142	252	36		

- Molecule 13 is a RNA chain called 23S ribosomal RNA.

Mol	Chain	Residues	Atoms					AltConf	Trace
13	3	44	Total	C	N	O	P	0	0
			948	423	180	301	44		

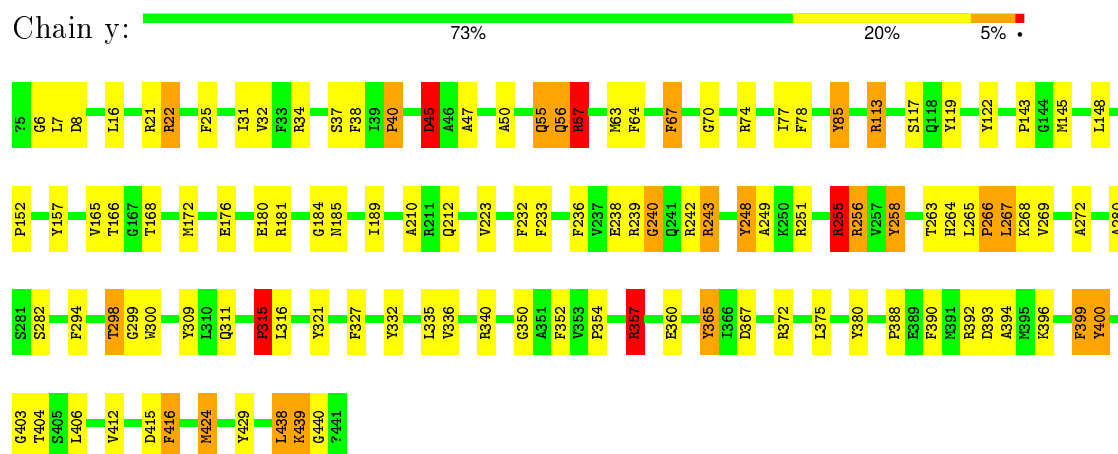
- Molecule 14 is a RNA chain called 23S ribosomal RNA.

Mol	Chain	Residues	Atoms					AltConf	Trace
14	4	109	Total	C	N	O	P	0	0
			2325	1038	409	769	109		

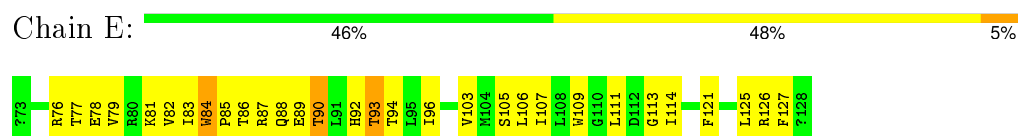
3 Residue-property plots

These plots are drawn for all protein, RNA and DNA chains in the entry. The first graphic for a chain summarises the proportions of errors displayed in the second graphic. The second graphic shows the sequence view annotated by issues in geometry. Residues are color-coded according to the number of geometric quality criteria for which they contain at least one outlier: green = 0, yellow = 1, orange = 2 and red = 3 or more. Stretches of 2 or more consecutive residues without any outlier are shown as a green connector. Residues present in the sample, but not in the model, are shown in grey.

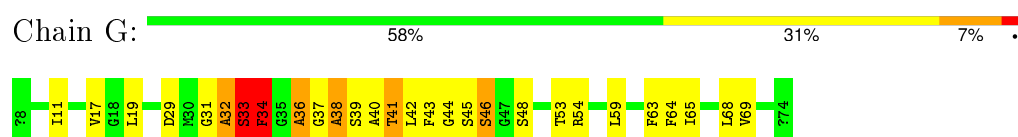
- Molecule 1: Protein translocase subunit SecY



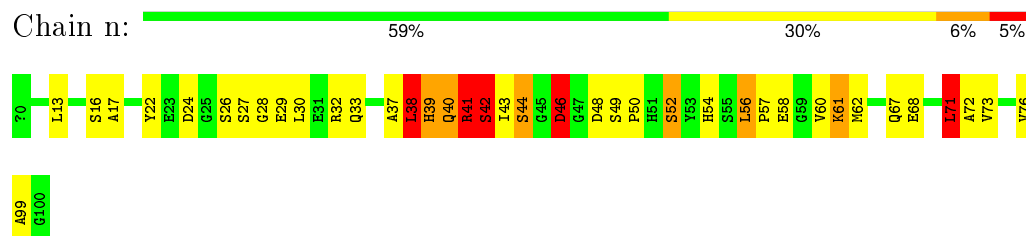
- Molecule 2: Preprotein translocase subunit SecE



- Molecule 3: Protein-export membrane protein SecG

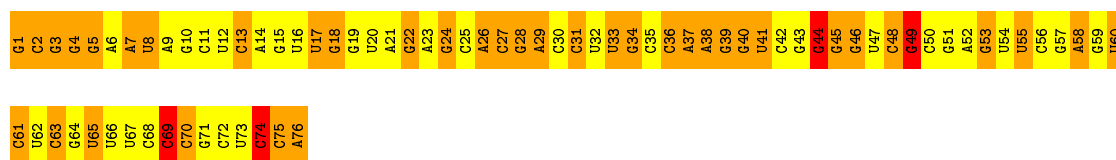


- Molecule 4: NC100



- Molecule 5: P-tRNA

Chain p: 



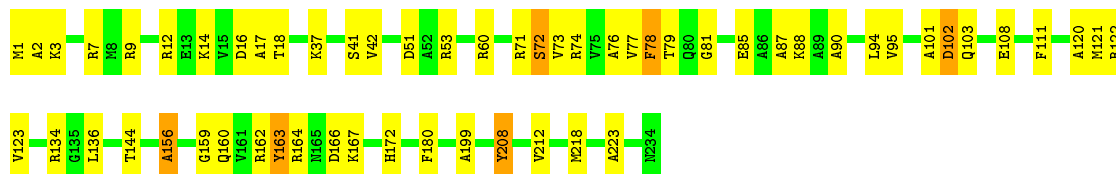
• Molecule 6: A-tRNA

Chain a: 




• Molecule 7: 50S ribosomal protein L1

Chain 5: 



• Molecule 8: 50S ribosomal protein L23P

Chain T: 



• Molecule 9: 50S ribosomal protein L24P

Chain U: 





• Molecule 10: 50S ribosomal protein L29P

Chain Y: 



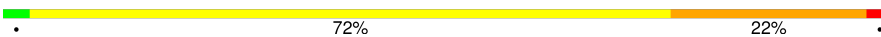
• Molecule 11: 23S ribosomal RNA

Chain 1: 



U112
U113
U114

- Molecule 12: 23S ribosomal RNA

Chain 2:  72% 22%

A1307 A1308 A1309 G1310 G1311 U1312 U1313 C1314 C1315 U1316 U1317 U1318 C1319 C1320 A1321 A1322 C1323 G1324 U1325 U1326 A1327 A1328 U1329 C1330 G1331 G1332 G1333 G1334 C1335 A1336 G1337 G1338 G1339 U1340 G1341 A1342

- Molecule 13: 23S ribosomal RNA

Chain 3:  45% 48% 7%

A1515 G1516 G1517 C1518 U1519 U1520 G1521 A1522 U1523 U1524 A1525 C1526 G1527 A1528 G1529 G1530 C1531 A1532 A1533 U1534 A1535 C1536 G1537 G1538 U1539 G1540 C1541 U1542 G1543 A1544 A1545 G1546 C1547 A1548 A1549 C1550 A1551 A1552 A1553 U1554 G1555 C1556 C1557 C1558

- Molecule 14: 23S ribosomal RNA

Chain 4:  23% 50% 27%

C2091 U2092 G2093 A2094 A2095 C2096 C2097 U2098 U2099 G2100 A2101 G2102 C2103 C2104 U2105 U2106 A2107 A2108 U2109 G2110 U2111 G2112 U2113 A2114 G2115 G2116 A2117 U2118 U2119 G2120 G2121 U2122 G2123 G2124 G2125 G2126 G2127 G2128 G2129 U2130 U2131 U2132 G2133 A2134 A2135 G2136 U2137 G2138 U2139 G2140 G2141 A2142 C2143 G2144 C2145 C2146 A2147 G2148 U2149 C2150

U2151 G2152 C2153 A2154 U2155 G2156 G2157 A2158 A2159 C2160 C2161 A2162 G2163 C2164 C2165 U2166 G2167 G2168 A2169 A2170 A2171 U2172 A2173 C2174 C2175 G2176 C2177 C2178 C2179 U2180 U2181 U2182 A2183 A2184 U2185 G2186 G2187 U2188 U2189 G2190 A2191 U2192 G2193 U2194 U2195 C2196 U2197 A2198 A2199

4 Experimental information

Property	Value	Source
Reconstruction method	SINGLE PARTICLE	Depositor
Imposed symmetry	POINT, Not provided	Depositor
Number of images	53000	Depositor
Resolution determination method	FSC at 0.5 cut-off for a comparison between the full experimental 3D density map and a calculated map of the docked E. coli ribosome model (this map was calculated to 7 Angstrom resolution with EMAN).	Depositor
CTF correction method	per micrograph	Depositor
Microscope	FEI TECNAI F20	Depositor
Voltage (kV)	160	Depositor
Electron dose ($e^-/\text{\AA}^2$)	20	Depositor
Minimum defocus (nm)	1000	Depositor
Maximum defocus (nm)	3000	Depositor
Magnification	42000	Depositor
Image detector	Not provided	Depositor

5 Model quality ⓘ

5.1 Standard geometry ⓘ

Bond lengths and bond angles in the following residue types are not validated in this section: MIA, ACE, NH2

The Z score for a bond length (or angle) is the number of standard deviations the observed value is removed from the expected value. A bond length (or angle) with $|Z| > 5$ is considered an outlier worth inspection. RMSZ is the root-mean-square of all Z scores of the bond lengths (or angles).

Mol	Chain	Bond lengths		Bond angles	
		RMSZ	# $ Z > 2$	RMSZ	# $ Z > 2$
1	y	1.71	27/3434 (0.8%)	2.07	97/4657 (2.1%)
10	Y	1.00	0/510	0.90	0/677
11	1	1.62	1/1511 (0.1%)	2.50	178/2354 (7.6%)
12	2	1.63	1/867 (0.1%)	2.45	97/1351 (7.2%)
13	3	3.35	127/1062 (12.0%)	3.85	256/1655 (15.5%)
14	4	3.46	373/2599 (14.4%)	3.88	636/4049 (15.7%)
2	E	1.70	3/437 (0.7%)	2.26	24/596 (4.0%)
3	G	1.65	3/463 (0.6%)	2.12	17/622 (2.7%)
4	n	1.63	2/774 (0.3%)	1.60	14/1048 (1.3%)
5	p	3.30	222/1810 (12.3%)	3.82	397/2820 (14.1%)
6	a	0.35	0/1783	0.77	4/2776 (0.1%)
7	5	1.66	11/1748 (0.6%)	1.92	30/2355 (1.3%)
8	T	0.98	0/794	1.09	1/1060 (0.1%)
9	U	0.96	0/797	1.04	0/1062
All	All	2.21	770/18589 (4.1%)	2.66	1751/27082 (6.5%)

Chiral center outliers are detected by calculating the chiral volume of a chiral center and verifying if the center is modelled as a planar moiety or with the opposite hand. A planarity outlier is detected by checking planarity of atoms in a peptide group, atoms in a mainchain group or atoms of a sidechain that are expected to be planar.

Mol	Chain	#Chirality outliers	#Planarity outliers
1	y	2	18
11	1	0	2
12	2	0	2
13	3	0	19
14	4	0	63
2	E	0	2
3	G	0	1
4	n	3	0
5	p	0	29

Continued on next page...

Continued from previous page...

Mol	Chain	#Chirality outliers	#Planarity outliers
6	a	0	1
7	5	0	3
9	U	0	1
All	All	5	141

All (770) bond length outliers are listed below:

Mol	Chain	Res	Type	Atoms	Z	Observed(Å)	Ideal(Å)
4	n	99	ALA	C-N	31.42	1.89	1.33
13	3	1516	G	O3'-P	25.56	1.91	1.61
4	n	22	TYR	C-N	22.00	1.84	1.34
13	3	1551	A	O3'-P	17.96	1.82	1.61
14	4	2098	U	C2-N3	14.56	1.48	1.37
13	3	1522	A	N7-C5	-14.50	1.30	1.39
14	4	2141	G	C2-N3	13.51	1.43	1.32
13	3	1528	A	N7-C5	-13.18	1.31	1.39
13	3	1548	A	N7-C5	-13.14	1.31	1.39
14	4	2156	G	N9-C8	13.06	1.47	1.37
14	4	2126	A	C6-N6	12.97	1.44	1.33
13	3	1551	A	N7-C5	-12.74	1.31	1.39
5	p	64	G	C8-N7	12.72	1.38	1.30
5	p	11	C	N3-C4	12.71	1.42	1.33
14	4	2148	G	N1-C2	12.63	1.47	1.37
5	p	51	G	C6-N1	12.37	1.48	1.39
14	4	2157	G	C6-N1	12.36	1.48	1.39
5	p	21	A	N9-C8	12.34	1.47	1.37
13	3	1519	G	C6-N1	12.33	1.48	1.39
14	4	2121	G	N9-C8	12.24	1.46	1.37
14	4	2198	A	C6-N6	12.23	1.43	1.33
14	4	2094	A	N9-C4	12.19	1.45	1.37
14	4	2141	G	N1-C2	12.07	1.47	1.37
5	p	6	A	N7-C5	-12.07	1.32	1.39
14	4	2161	C	N1-C6	12.03	1.44	1.37
14	4	2148	G	C2-N3	11.90	1.42	1.32
5	p	5	G	C6-N1	11.90	1.47	1.39
14	4	2101	A	N7-C5	-11.90	1.32	1.39
14	4	2183	A	C5-C4	11.67	1.47	1.38
14	4	2168	G	N7-C5	-11.66	1.32	1.39
14	4	2137	U	C2-N3	11.65	1.46	1.37
14	4	2127	G	C2-N3	11.61	1.42	1.32
13	3	1538	G	C6-N1	11.38	1.47	1.39
5	p	15	G	C6-N1	11.37	1.47	1.39

Continued on next page...

Continued from previous page...

Mol	Chain	Res	Type	Atoms	Z	Observed(Å)	Ideal(Å)
5	p	58	A	C2'-C1'	-11.33	1.40	1.53
13	3	1540	G	N9-C8	11.31	1.45	1.37
5	p	59	G	N7-C5	-11.08	1.32	1.39
13	3	1519	G	N1-C2	11.06	1.46	1.37
5	p	7	A	C6-N6	11.03	1.42	1.33
13	3	1543	G	C2-N3	10.96	1.41	1.32
14	4	2101	A	C6-N1	10.95	1.43	1.35
5	p	40	G	N7-C5	10.84	1.45	1.39
13	3	1549	A	C6-N6	10.77	1.42	1.33
14	4	2130	U	C4-C5	10.65	1.53	1.43
5	p	15	G	N7-C5	-10.57	1.32	1.39
14	4	2168	G	C5-C4	-10.47	1.31	1.38
5	p	21	A	N9-C4	10.46	1.44	1.37
5	p	68	C	N3-C4	10.43	1.41	1.33
14	4	2190	G	C6-N1	10.43	1.46	1.39
13	3	1531	C	C4-N4	10.41	1.43	1.33
5	p	65	U	N1-C2	10.37	1.47	1.38
14	4	2093	G	C6-N1	10.34	1.46	1.39
5	p	53	G	C6-N1	10.27	1.46	1.39
14	4	2125	G	N7-C5	-10.22	1.33	1.39
5	p	44	G	N9-C8	-10.19	1.30	1.37
5	p	13	C	C4-N4	10.16	1.43	1.33
14	4	2134	A	N7-C5	-10.13	1.33	1.39
5	p	1	G	N9-C4	10.09	1.46	1.38
14	4	2095	A	C6-N6	10.01	1.42	1.33
5	p	40	G	C2-N3	10.00	1.40	1.32
14	4	2097	A	C6-N6	9.97	1.42	1.33
14	4	2187	U	P-O5'	9.92	1.69	1.59
14	4	2178	C	N3-C4	9.89	1.40	1.33
13	3	1531	C	N3-C4	9.80	1.40	1.33
14	4	2145	C	C4-N4	9.79	1.42	1.33
13	3	1545	A	N7-C5	-9.75	1.33	1.39
14	4	2159	G	C2-N3	9.74	1.40	1.32
14	4	2117	A	C5-C4	9.71	1.45	1.38
5	p	39	G	C2-N3	9.65	1.40	1.32
14	4	2193	G	N9-C8	9.59	1.44	1.37
14	4	2096	C	N3-C4	9.57	1.40	1.33
13	3	1547	C	N1-C6	9.56	1.42	1.37
14	4	2148	G	C8-N7	-9.56	1.25	1.30
14	4	2163	A	N7-C5	-9.44	1.33	1.39
14	4	2160	C	N3-C4	9.43	1.40	1.33
14	4	2124	G	N7-C5	-9.43	1.33	1.39

Continued on next page...

Continued from previous page...

Mol	Chain	Res	Type	Atoms	Z	Observed(Å)	Ideal(Å)
5	p	52	A	C6-N6	9.42	1.41	1.33
14	4	2156	G	C6-N1	9.38	1.46	1.39
14	4	2157	G	N7-C5	-9.37	1.33	1.39
5	p	10	G	N7-C5	-9.35	1.33	1.39
5	p	5	G	N7-C5	-9.35	1.33	1.39
14	4	2164	C	C2-N3	9.32	1.43	1.35
13	3	1543	G	C2'-C1'	-9.30	1.43	1.53
14	4	2120	G	C5-C4	-9.30	1.31	1.38
5	p	72	C	N1-C2	-9.30	1.30	1.40
13	3	1530	G	N9-C4	9.29	1.45	1.38
13	3	1530	G	N1-C2	9.28	1.45	1.37
14	4	2091	C	N3-C4	9.27	1.40	1.33
14	4	2169	A	N7-C5	-9.24	1.33	1.39
5	p	57	G	C6-N1	9.22	1.46	1.39
13	3	1523	U	C2-N3	9.21	1.44	1.37
14	4	2170	A	C2-N3	9.16	1.41	1.33
14	4	2131	U	C4-C5	-9.16	1.35	1.43
5	p	37	A	C5-C4	9.15	1.45	1.38
14	4	2104	C	P-O5'	-9.10	1.50	1.59
14	4	2190	G	N7-C5	9.10	1.44	1.39
14	4	2096	C	N1-C6	9.07	1.42	1.37
5	p	51	G	C2-N2	9.05	1.43	1.34
14	4	2101	A	C6-N6	9.05	1.41	1.33
14	4	2192	U	N1-C2	9.00	1.46	1.38
14	4	2123	G	N1-C2	8.96	1.45	1.37
14	4	2108	A	N7-C5	-8.93	1.33	1.39
5	p	30	C	P-O5'	-8.93	1.50	1.59
14	4	2143	C	C5'-C4'	8.89	1.62	1.51
5	p	7	A	C6-N1	8.88	1.41	1.35
14	4	2125	G	C8-N7	-8.85	1.25	1.30
14	4	2176	A	N7-C5	-8.81	1.33	1.39
14	4	2110	G	C2-N3	8.79	1.39	1.32
13	3	1542	U	C2-N3	-8.79	1.31	1.37
14	4	2093	G	N3-C4	-8.76	1.29	1.35
5	p	56	C	N1-C6	-8.74	1.31	1.37
5	p	53	G	C2-N3	8.69	1.39	1.32
14	4	2169	A	N9-C4	8.65	1.43	1.37
14	4	2099	U	N3-C4	8.60	1.46	1.38
5	p	47	U	N3-C4	8.59	1.46	1.38
5	p	15	G	N9-C8	-8.58	1.31	1.37
14	4	2095	A	N7-C5	-8.58	1.34	1.39
14	4	2149	U	C2-N3	8.56	1.43	1.37

Continued on next page...

Continued from previous page...

Mol	Chain	Res	Type	Atoms	Z	Observed(Å)	Ideal(Å)
13	3	1527	G	C2-N2	8.55	1.43	1.34
14	4	2146	C	C4-N4	8.53	1.41	1.33
14	4	2159	G	C6-N1	8.52	1.45	1.39
14	4	2119	A	N9-C4	8.51	1.43	1.37
14	4	2112	G	C8-N7	-8.50	1.25	1.30
14	4	2132	U	C2-N3	8.47	1.43	1.37
14	4	2167	U	C2-N3	8.46	1.43	1.37
5	p	64	G	N9-C4	8.44	1.44	1.38
5	p	57	G	N7-C5	-8.43	1.34	1.39
14	4	2117	A	N7-C5	-8.43	1.34	1.39
5	p	9	A	N9-C4	8.42	1.42	1.37
14	4	2128	G	C6-N1	8.41	1.45	1.39
14	4	2141	G	C8-N7	-8.41	1.25	1.30
14	4	2101	A	C8-N7	-8.41	1.25	1.31
14	4	2150	C	C4-N4	8.39	1.41	1.33
14	4	2099	U	C2-N3	8.39	1.43	1.37
5	p	24	G	C4'-C3'	8.39	1.62	1.53
14	4	2147	A	N7-C5	-8.39	1.34	1.39
14	4	2189	U	O4'-C1'	8.39	1.52	1.41
14	4	2199	A	C8-N7	-8.38	1.25	1.31
14	4	2140	G	C5-C6	-8.38	1.33	1.42
5	p	40	G	C5-C4	8.36	1.44	1.38
14	4	2156	G	C5-C4	8.36	1.44	1.38
14	4	2189	U	C3'-C2'	-8.35	1.43	1.52
14	4	2147	A	C5-C4	8.35	1.44	1.38
14	4	2126	A	C5-C4	8.35	1.44	1.38
14	4	2091	C	N1-C6	-8.34	1.32	1.37
5	p	22	G	N1-C2	8.34	1.44	1.37
14	4	2112	G	C5'-C4'	8.33	1.61	1.51
5	p	18	G	N1-C2	8.32	1.44	1.37
14	4	2179	C	N3-C4	8.31	1.39	1.33
14	4	2186	G	C2-N3	8.29	1.39	1.32
5	p	1	G	C2-N2	8.29	1.42	1.34
14	4	2113	U	N3-C4	8.27	1.45	1.38
5	p	56	C	C2-N3	8.23	1.42	1.35
13	3	1546	G	N1-C2	8.23	1.44	1.37
5	p	64	G	C2-N3	8.23	1.39	1.32
14	4	2153	C	C4-C5	8.23	1.49	1.43
5	p	3	G	N7-C5	-8.22	1.34	1.39
5	p	16	U	N3-C4	8.20	1.45	1.38
5	p	57	G	C5-C6	-8.19	1.34	1.42
5	p	62	U	C2-N3	8.18	1.43	1.37

Continued on next page...

Continued from previous page...

Mol	Chain	Res	Type	Atoms	Z	Observed(Å)	Ideal(Å)
14	4	2139	U	P-O5'	-8.14	1.51	1.59
14	4	2196	C	N1-C6	8.14	1.42	1.37
13	3	1536	C	C4-N4	8.13	1.41	1.33
7	5	60	ARG	CD-NE	8.13	1.60	1.46
14	4	2169	A	C6-N1	8.12	1.41	1.35
5	p	9	A	N7-C5	-8.11	1.34	1.39
14	4	2143	C	C4'-C3'	-8.10	1.44	1.53
5	p	60	U	C2-N3	8.08	1.43	1.37
5	p	9	A	C4'-C3'	8.06	1.62	1.53
5	p	50	C	C4-N4	8.06	1.41	1.33
5	p	10	G	N1-C2	8.06	1.44	1.37
14	4	2097	A	C6-N1	8.02	1.41	1.35
14	4	2123	G	N7-C5	-8.01	1.34	1.39
14	4	2100	G	C2-N3	7.99	1.39	1.32
14	4	2169	A	N3-C4	7.99	1.39	1.34
13	3	1547	C	N3-C4	7.99	1.39	1.33
5	p	12	U	C2-N3	7.98	1.43	1.37
14	4	2155	U	C5'-C4'	7.98	1.60	1.51
14	4	2106	U	C2-N3	7.98	1.43	1.37
14	4	2136	G	N1-C2	7.98	1.44	1.37
14	4	2123	G	C2-N3	7.96	1.39	1.32
14	4	2183	A	N9-C4	-7.96	1.33	1.37
14	4	2176	A	C5-C4	7.95	1.44	1.38
5	p	70	C	N3-C4	7.93	1.39	1.33
5	p	15	G	N3-C4	7.90	1.41	1.35
14	4	2093	G	C2'-C1'	-7.90	1.44	1.53
14	4	2172	U	C2'-C1'	-7.89	1.44	1.53
5	p	45	G	C2-N3	7.88	1.39	1.32
14	4	2128	G	C2-N3	7.88	1.39	1.32
5	p	66	U	C2-N3	7.85	1.43	1.37
5	p	28	G	C6-N1	7.82	1.45	1.39
13	3	1521	G	C2-N3	7.82	1.39	1.32
5	p	32	U	N3-C4	7.81	1.45	1.38
5	p	57	G	C2-N2	7.81	1.42	1.34
13	3	1522	A	N9-C4	-7.80	1.33	1.37
13	3	1527	G	C6-N1	7.80	1.45	1.39
5	p	34	G	C2-N3	7.76	1.39	1.32
14	4	2114	A	C4'-C3'	7.76	1.61	1.53
5	p	35	C	N3-C4	7.75	1.39	1.33
5	p	52	A	C1'-N9	7.75	1.60	1.48
5	p	1	G	N1-C2	7.74	1.44	1.37
5	p	13	C	C4-C5	7.74	1.49	1.43

Continued on next page...

Continued from previous page...

Mol	Chain	Res	Type	Atoms	Z	Observed(Å)	Ideal(Å)
5	p	29	A	N7-C5	-7.73	1.34	1.39
14	4	2197	U	N1-C6	7.72	1.44	1.38
5	p	48	C	N3-C4	7.72	1.39	1.33
5	p	19	G	N9-C8	-7.71	1.32	1.37
5	p	31	C	C2-N3	7.69	1.42	1.35
14	4	2172	U	C4'-C3'	7.69	1.61	1.53
14	4	2188	U	C2-N3	7.68	1.43	1.37
14	4	2121	G	C2-N2	7.68	1.42	1.34
5	p	24	G	C6-N1	7.67	1.45	1.39
13	3	1518	C	P-O5'	-7.67	1.52	1.59
5	p	75	C	C4-N4	7.65	1.40	1.33
14	4	2114	A	P-O5'	-7.65	1.52	1.59
14	4	2145	C	C4-C5	7.63	1.49	1.43
5	p	57	G	O3'-P	-7.62	1.52	1.61
14	4	2135	A	P-O5'	7.59	1.67	1.59
13	3	1536	C	N3-C4	7.59	1.39	1.33
14	4	2128	G	N1-C2	7.58	1.43	1.37
14	4	2190	G	N3-C4	7.57	1.40	1.35
14	4	2160	C	N1-C6	7.56	1.41	1.37
5	p	64	G	C5-C4	7.54	1.43	1.38
5	p	2	C	C5'-C4'	7.54	1.60	1.51
13	3	1539	U	C4'-C3'	-7.52	1.44	1.53
14	4	2176	A	C6-N6	7.52	1.40	1.33
14	4	2147	A	C6-N1	7.51	1.40	1.35
5	p	45	G	C8-N7	7.50	1.35	1.30
14	4	2183	A	C6-N1	7.50	1.40	1.35
14	4	2143	C	N3-C4	7.50	1.39	1.33
14	4	2116	G	N9-C8	-7.49	1.32	1.37
14	4	2171	A	C4'-C3'	7.49	1.61	1.53
14	4	2132	U	N3-C4	7.48	1.45	1.38
5	p	71	G	O3'-P	-7.42	1.52	1.61
14	4	2157	G	C8-N7	7.42	1.35	1.30
13	3	1525	A	N7-C5	-7.42	1.34	1.39
14	4	2135	A	C2-N3	7.40	1.40	1.33
14	4	2140	G	C6-N1	7.40	1.44	1.39
14	4	2113	U	C5'-C4'	7.38	1.60	1.51
14	4	2092	U	N3-C4	7.37	1.45	1.38
14	4	2194	U	C2-N3	7.37	1.43	1.37
13	3	1545	A	N3-C4	-7.35	1.30	1.34
14	4	2182	U	N3-C4	7.35	1.45	1.38
13	3	1531	C	P-O5'	-7.35	1.52	1.59
5	p	15	G	N1-C2	7.34	1.43	1.37

Continued on next page...

Continued from previous page...

Mol	Chain	Res	Type	Atoms	Z	Observed(Å)	Ideal(Å)
5	p	70	C	C5'-C4'	7.33	1.60	1.51
14	4	2111	U	N1-C2	7.33	1.45	1.38
5	p	53	G	C5-C4	7.32	1.43	1.38
13	3	1542	U	C4-C5	7.32	1.50	1.43
13	3	1540	G	C5-C6	-7.31	1.35	1.42
13	3	1548	A	N9-C4	7.30	1.42	1.37
14	4	2187	U	C4-C5	7.28	1.50	1.43
5	p	50	C	N3-C4	7.28	1.39	1.33
14	4	2175	C	N3-C4	7.27	1.39	1.33
14	4	2126	A	C8-N7	-7.26	1.26	1.31
13	3	1538	G	N1-C2	7.26	1.43	1.37
14	4	2199	A	C6-N1	7.24	1.40	1.35
14	4	2134	A	C2'-C1'	-7.24	1.45	1.53
14	4	2150	C	N3-C4	7.24	1.39	1.33
5	p	17	U	C2-N3	7.24	1.42	1.37
5	p	56	C	C4-C5	7.24	1.48	1.43
13	3	1530	G	C5'-C4'	7.23	1.60	1.51
14	4	2170	A	N9-C8	7.20	1.43	1.37
14	4	2163	A	C6-N6	7.20	1.39	1.33
5	p	61	C	C4-C5	7.19	1.48	1.43
13	3	1543	G	C5'-C4'	7.18	1.59	1.51
7	5	74	ARG	CD-NE	7.18	1.58	1.46
5	p	22	G	N7-C5	-7.17	1.34	1.39
14	4	2156	G	O3'-P	-7.16	1.52	1.61
5	p	36	C	N3-C4	7.16	1.39	1.33
13	3	1522	A	C6-N1	-7.16	1.30	1.35
5	p	49	G	N7-C5	7.16	1.43	1.39
13	3	1537	G	C8-N7	7.15	1.35	1.30
5	p	62	U	C5'-C4'	7.12	1.59	1.51
14	4	2124	G	C2-N3	7.12	1.38	1.32
14	4	2120	G	P-O5'	-7.10	1.52	1.59
14	4	2128	G	C5-C4	7.10	1.43	1.38
13	3	1527	G	C5-C6	-7.09	1.35	1.42
13	3	1551	A	C5-C4	-7.08	1.33	1.38
1	y	181	ARG	NE-CZ	7.07	1.42	1.33
14	4	2093	G	N7-C5	-7.05	1.35	1.39
13	3	1541	C	N3-C4	7.04	1.38	1.33
13	3	1543	G	C3'-C2'	7.04	1.60	1.52
5	p	53	G	N7-C5	-7.03	1.35	1.39
14	4	2125	G	N1-C2	7.03	1.43	1.37
5	p	34	G	N9-C4	7.02	1.43	1.38
14	4	2179	C	N1-C6	7.01	1.41	1.37

Continued on next page...

Continued from previous page...

Mol	Chain	Res	Type	Atoms	Z	Observed(Å)	Ideal(Å)
14	4	2109	U	C2-O2	7.01	1.28	1.22
14	4	2167	U	P-O5'	-7.01	1.52	1.59
14	4	2144	G	C6-N1	7.00	1.44	1.39
5	p	10	G	C6-N1	7.00	1.44	1.39
14	4	2190	G	C6-O6	7.00	1.30	1.24
14	4	2184	A	C6-N1	7.00	1.40	1.35
14	4	2149	U	N1-C6	-6.99	1.31	1.38
5	p	3	G	C4'-C3'	6.99	1.60	1.53
14	4	2186	G	C5-C4	-6.99	1.33	1.38
14	4	2169	A	C6-N6	6.96	1.39	1.33
14	4	2182	U	C2'-C1'	-6.96	1.45	1.53
13	3	1522	A	N9-C8	-6.96	1.32	1.37
14	4	2119	A	N9-C8	-6.96	1.32	1.37
14	4	2108	A	C6-N6	6.95	1.39	1.33
13	3	1547	C	C4-N4	6.94	1.40	1.33
5	p	7	A	N9-C8	-6.92	1.32	1.37
14	4	2120	G	C6-O6	6.91	1.30	1.24
13	3	1521	G	C2'-C1'	-6.90	1.45	1.53
5	p	20	U	C2-N3	6.89	1.42	1.37
13	3	1533	C	N3-C4	6.88	1.38	1.33
14	4	2191	A	C5'-C4'	6.87	1.59	1.51
14	4	2119	A	N7-C5	6.86	1.43	1.39
14	4	2156	G	C2'-C1'	-6.86	1.45	1.53
7	5	162	ARG	CZ-NH1	6.85	1.42	1.33
5	p	23	A	N7-C5	-6.84	1.35	1.39
13	3	1530	G	P-O5'	-6.84	1.52	1.59
14	4	2163	A	N9-C8	-6.84	1.32	1.37
14	4	2110	G	O3'-P	-6.84	1.52	1.61
14	4	2184	A	C6-N6	6.84	1.39	1.33
5	p	48	C	C4-N4	6.83	1.40	1.33
5	p	3	G	C5-C6	6.82	1.49	1.42
5	p	32	U	N1-C2	6.82	1.44	1.38
14	4	2199	A	C1'-N9	6.82	1.58	1.48
5	p	37	A	C6-N1	6.81	1.40	1.35
5	p	54	U	C2-O2	6.79	1.28	1.22
14	4	2146	C	C4'-C3'	-6.78	1.45	1.53
14	4	2197	U	P-O5'	-6.78	1.52	1.59
1	y	157	TYR	CG-CD1	6.78	1.48	1.39
13	3	1521	G	O4'-C1'	6.78	1.50	1.41
5	p	51	G	C4'-C3'	6.77	1.60	1.53
13	3	1539	U	N1-C6	6.76	1.44	1.38
14	4	2152	G	N1-C2	6.75	1.43	1.37

Continued on next page...

Continued from previous page...

Mol	Chain	Res	Type	Atoms	Z	Observed(Å)	Ideal(Å)
13	3	1536	C	C4'-C3'	6.75	1.60	1.53
14	4	2121	G	C8-N7	6.73	1.34	1.30
14	4	2135	A	N9-C4	6.73	1.41	1.37
14	4	2137	U	C4-C5	-6.71	1.37	1.43
5	p	73	U	N1-C2	-6.70	1.32	1.38
14	4	2135	A	C5-C4	6.70	1.43	1.38
14	4	2109	U	N3-C4	6.69	1.44	1.38
13	3	1547	C	C2-N3	6.68	1.41	1.35
14	4	2181	U	C4-C5	6.68	1.49	1.43
5	p	3	G	C2-N3	6.67	1.38	1.32
5	p	20	U	C1'-N1	6.67	1.58	1.48
1	y	372	ARG	NE-CZ	6.67	1.41	1.33
14	4	2143	C	C4-C5	6.67	1.48	1.43
13	3	1524	G	P-O5'	-6.65	1.53	1.59
5	p	73	U	C5-C6	6.65	1.40	1.34
13	3	1539	U	N3-C4	6.64	1.44	1.38
14	4	2155	U	C3'-C2'	-6.64	1.45	1.52
14	4	2104	C	C1'-N1	6.64	1.58	1.48
14	4	2144	G	C3'-C2'	6.63	1.60	1.52
5	p	42	C	N3-C4	6.62	1.38	1.33
14	4	2120	G	C6-N1	6.62	1.44	1.39
5	p	32	U	C2-N3	6.61	1.42	1.37
5	p	58	A	C3'-O3'	6.61	1.51	1.42
13	3	1522	A	P-O5'	-6.61	1.53	1.59
5	p	58	A	O3'-P	-6.61	1.53	1.61
14	4	2139	U	C5'-C4'	6.60	1.59	1.51
1	y	74	ARG	CD-NE	6.59	1.57	1.46
5	p	61	C	C2-N3	6.59	1.41	1.35
14	4	2146	C	C2-O2	6.59	1.30	1.24
5	p	37	A	N9-C4	6.58	1.41	1.37
14	4	2172	U	N1-C2	6.58	1.44	1.38
5	p	71	G	C2'-C1'	-6.57	1.46	1.53
14	4	2113	U	C4'-C3'	6.57	1.60	1.53
5	p	68	C	O3'-P	-6.55	1.53	1.61
14	4	2190	G	C2-N3	6.55	1.38	1.32
14	4	2199	A	C6-N6	6.54	1.39	1.33
13	3	1529	G	C2-N3	6.54	1.38	1.32
13	3	1533	C	P-O5'	-6.53	1.53	1.59
5	p	64	G	N1-C2	6.53	1.43	1.37
5	p	44	G	C6-N1	6.52	1.44	1.39
5	p	29	A	C6-N6	6.51	1.39	1.33
5	p	25	C	N3-C4	6.50	1.38	1.33

Continued on next page...

Continued from previous page...

Mol	Chain	Res	Type	Atoms	Z	Observed(Å)	Ideal(Å)
14	4	2173	A	C6-N1	-6.50	1.30	1.35
14	4	2165	C	C2-N3	6.50	1.41	1.35
13	3	1527	G	N3-C4	6.49	1.40	1.35
5	p	37	A	C6-N6	6.49	1.39	1.33
13	3	1524	G	C5'-C4'	6.49	1.59	1.51
14	4	2146	C	N1-C6	6.48	1.41	1.37
14	4	2179	C	C4-C5	-6.48	1.37	1.43
14	4	2092	U	O3'-P	-6.47	1.53	1.61
5	p	38	A	C5-C4	-6.46	1.34	1.38
14	4	2168	G	P-O5'	6.46	1.66	1.59
5	p	2	C	C1'-N1	6.46	1.58	1.48
5	p	60	U	O3'-P	-6.46	1.53	1.61
5	p	59	G	N3-C4	-6.46	1.30	1.35
14	4	2100	G	N9-C8	6.45	1.42	1.37
5	p	16	U	C3'-C2'	6.45	1.60	1.52
14	4	2143	C	C5-C6	6.45	1.39	1.34
14	4	2184	A	C8-N7	6.45	1.36	1.31
5	p	43	G	N7-C5	-6.45	1.35	1.39
14	4	2135	A	C2'-C1'	-6.45	1.46	1.53
5	p	20	U	P-O5'	6.44	1.66	1.59
5	p	26	A	C2'-C1'	-6.44	1.46	1.53
5	p	58	A	N3-C4	-6.44	1.30	1.34
13	3	1522	A	C6-N6	6.42	1.39	1.33
14	4	2168	G	C8-N7	6.42	1.34	1.30
14	4	2152	G	O4'-C1'	6.42	1.50	1.41
5	p	56	C	C5'-C4'	6.41	1.59	1.51
13	3	1533	C	N1-C6	6.41	1.41	1.37
13	3	1530	G	N3-C4	-6.40	1.30	1.35
5	p	51	G	C2-N3	6.39	1.37	1.32
13	3	1547	C	C3'-C2'	-6.39	1.45	1.52
14	4	2141	G	N7-C5	6.39	1.43	1.39
14	4	2107	G	N3-C4	6.37	1.40	1.35
5	p	59	G	C5-C4	6.37	1.42	1.38
14	4	2105	U	N1-C6	-6.36	1.32	1.38
14	4	2142	A	C6-N6	6.36	1.39	1.33
14	4	2111	U	C2-N3	6.35	1.42	1.37
14	4	2136	G	C2'-C1'	-6.35	1.46	1.53
14	4	2097	A	C5'-C4'	6.34	1.58	1.51
5	p	29	A	C6-N1	6.33	1.40	1.35
14	4	2120	G	O3'-P	-6.32	1.53	1.61
14	4	2155	U	C2-N3	6.32	1.42	1.37
1	y	400	TYR	CZ-OH	6.30	1.48	1.37

Continued on next page...

Continued from previous page...

Mol	Chain	Res	Type	Atoms	Z	Observed(Å)	Ideal(Å)
14	4	2144	G	C5-C6	-6.30	1.36	1.42
14	4	2170	A	C6-N1	6.29	1.40	1.35
13	3	1530	G	C6-N1	6.28	1.44	1.39
14	4	2138	G	C6-N1	6.28	1.44	1.39
14	4	2102	G	P-O5'	-6.28	1.53	1.59
14	4	2199	A	N9-C8	-6.28	1.32	1.37
13	3	1532	A	C5'-C4'	6.28	1.58	1.51
14	4	2152	G	N7-C5	-6.26	1.35	1.39
5	p	37	A	N7-C5	-6.25	1.35	1.39
5	p	1	G	N9-C8	6.24	1.42	1.37
5	p	40	G	O3'-P	-6.24	1.53	1.61
5	p	43	G	C8-N7	6.24	1.34	1.30
14	4	2173	A	N1-C2	6.24	1.40	1.34
14	4	2095	A	C6-N1	-6.23	1.31	1.35
14	4	2162	G	C5-C6	6.23	1.48	1.42
14	4	2135	A	C5'-C4'	6.23	1.58	1.51
14	4	2110	G	N3-C4	6.23	1.39	1.35
5	p	51	G	P-O5'	-6.23	1.53	1.59
14	4	2096	C	O3'-P	-6.22	1.53	1.61
14	4	2121	G	C6-N1	-6.21	1.35	1.39
14	4	2145	C	C5'-C4'	6.21	1.58	1.51
13	3	1524	G	C2-N2	6.20	1.40	1.34
5	p	25	C	C3'-C2'	-6.20	1.46	1.52
5	p	75	C	N3-C4	-6.20	1.29	1.33
5	p	40	G	N1-C2	6.19	1.42	1.37
14	4	2092	U	P-O5'	6.19	1.66	1.59
14	4	2198	A	N9-C4	6.19	1.41	1.37
13	3	1536	C	C2'-C1'	-6.19	1.46	1.53
5	p	34	G	N7-C5	-6.19	1.35	1.39
14	4	2104	C	N3-C4	6.19	1.38	1.33
13	3	1519	G	N7-C5	-6.18	1.35	1.39
14	4	2127	G	N9-C4	6.18	1.42	1.38
14	4	2101	A	C2'-C1'	-6.18	1.46	1.53
14	4	2108	A	N9-C8	-6.18	1.32	1.37
14	4	2116	G	N9-C4	6.18	1.42	1.38
5	p	36	C	C4-N4	6.18	1.39	1.33
5	p	25	C	C5'-C4'	6.17	1.58	1.51
5	p	7	A	N7-C5	-6.16	1.35	1.39
1	y	37	SER	CA-CB	6.16	1.62	1.52
13	3	1525	A	C5-C4	6.15	1.43	1.38
14	4	2133	G	C6-N1	6.15	1.43	1.39
13	3	1529	G	N7-C5	-6.15	1.35	1.39

Continued on next page...

Continued from previous page...

Mol	Chain	Res	Type	Atoms	Z	Observed(Å)	Ideal(Å)
14	4	2127	G	N3-C4	-6.14	1.31	1.35
14	4	2198	A	C1'-N9	-6.14	1.38	1.46
5	p	15	G	C2-N2	6.14	1.40	1.34
5	p	31	C	C5'-C4'	6.14	1.58	1.51
7	5	9	ARG	NE-CZ	6.13	1.41	1.33
5	p	26	A	N7-C5	-6.13	1.35	1.39
5	p	40	G	N9-C4	6.13	1.42	1.38
1	y	233	PHE	CG-CD1	6.12	1.48	1.38
14	4	2180	U	C4'-C3'	6.11	1.59	1.53
5	p	53	G	N3-C4	-6.10	1.31	1.35
7	5	2	ALA	CA-CB	6.10	1.65	1.52
14	4	2131	U	O3'-P	-6.10	1.53	1.61
3	G	19	LEU	N-CA	-6.10	1.34	1.46
14	4	2103	C	C4-C5	6.10	1.47	1.43
5	p	3	G	N9-C4	6.09	1.42	1.38
5	p	55	U	C5'-C4'	-6.09	1.44	1.51
5	p	10	G	C2-N3	6.09	1.37	1.32
13	3	1526	C	P-O5'	-6.09	1.53	1.59
1	y	350	GLY	CA-C	-6.08	1.42	1.51
14	4	2127	G	C8-N7	6.06	1.34	1.30
14	4	2148	G	C5-C4	-6.06	1.34	1.38
14	4	2101	A	C5'-C4'	6.05	1.58	1.51
14	4	2102	G	C2-N2	6.05	1.40	1.34
14	4	2170	A	C5-C4	6.05	1.43	1.38
5	p	65	U	C2-N3	6.04	1.42	1.37
1	y	360	GLU	CB-CG	6.04	1.63	1.52
14	4	2189	U	C5'-C4'	6.03	1.58	1.51
1	y	242	ARG	CD-NE	6.03	1.56	1.46
14	4	2149	U	N1-C2	6.02	1.44	1.38
5	p	11	C	O4'-C1'	6.02	1.49	1.41
5	p	74	C	C4'-C3'	-6.02	1.46	1.53
7	5	218	MET	C-N	6.01	1.43	1.33
14	4	2105	U	N1-C2	6.01	1.44	1.38
14	4	2121	G	N3-C4	6.00	1.39	1.35
14	4	2191	A	N9-C4	-6.00	1.34	1.37
5	p	13	C	C2-N3	5.99	1.40	1.35
13	3	1537	G	N1-C2	5.99	1.42	1.37
14	4	2181	U	C4'-C3'	5.99	1.59	1.53
14	4	2111	U	C1'-N1	5.99	1.57	1.48
5	p	23	A	N9-C8	5.98	1.42	1.37
14	4	2148	G	N3-C4	5.98	1.39	1.35
14	4	2100	G	N1-C2	5.97	1.42	1.37

Continued on next page...

Continued from previous page...

Mol	Chain	Res	Type	Atoms	Z	Observed(Å)	Ideal(Å)
14	4	2129	C	C3'-C2'	5.97	1.59	1.52
13	3	1537	G	N3-C4	-5.96	1.31	1.35
14	4	2182	U	N1-C2	-5.95	1.33	1.38
5	p	20	U	C4'-O4'	5.94	1.53	1.45
13	3	1518	C	O3'-P	-5.94	1.54	1.61
14	4	2100	G	N7-C5	5.94	1.42	1.39
13	3	1518	C	C4'-O4'	-5.92	1.37	1.45
13	3	1544	A	C8-N7	5.92	1.35	1.31
14	4	2178	C	C4-N4	5.91	1.39	1.33
5	p	76	A	C5-C6	5.91	1.46	1.41
14	4	2104	C	N1-C2	5.91	1.46	1.40
14	4	2094	A	C2'-C1'	-5.90	1.46	1.53
5	p	67	U	C4'-C3'	-5.90	1.46	1.52
14	4	2132	U	C2-O2	5.90	1.27	1.22
14	4	2094	A	C6-N6	5.90	1.38	1.33
14	4	2194	U	N1-C6	-5.89	1.32	1.38
14	4	2136	G	C6-N1	5.89	1.43	1.39
14	4	2180	U	P-O5'	-5.89	1.53	1.59
1	y	248	TYR	CZ-OH	5.88	1.47	1.37
14	4	2127	G	P-O5'	5.87	1.65	1.59
14	4	2100	G	C4'-O4'	5.86	1.53	1.45
14	4	2144	G	C8-N7	5.86	1.34	1.30
13	3	1526	C	C4-N4	5.86	1.39	1.33
5	p	64	G	C5-C6	5.86	1.48	1.42
13	3	1546	G	C2'-C1'	-5.86	1.47	1.53
2	E	79	VAL	CB-CG2	5.85	1.65	1.52
14	4	2185	U	C2-N3	5.84	1.41	1.37
5	p	2	C	N3-C4	5.84	1.38	1.33
7	5	71	ARG	CZ-NH2	5.83	1.40	1.33
14	4	2101	A	N3-C4	-5.83	1.31	1.34
14	4	2103	C	N3-C4	5.83	1.38	1.33
5	p	46	G	O3'-P	-5.83	1.54	1.61
14	4	2112	G	O5'-C5'	5.82	1.53	1.44
14	4	2127	G	C4'-C3'	5.82	1.59	1.53
13	3	1536	C	C5-C6	-5.82	1.29	1.34
13	3	1540	G	C2-N3	5.82	1.37	1.32
14	4	2160	C	C4-N4	5.81	1.39	1.33
14	4	2107	G	P-O5'	-5.81	1.53	1.59
14	4	2092	U	C5-C6	-5.81	1.28	1.34
13	3	1528	A	C6-N1	5.80	1.39	1.35
1	y	357	ARG	CZ-NH2	5.80	1.40	1.33
14	4	2114	A	N7-C5	-5.79	1.35	1.39

Continued on next page...

Continued from previous page...

Mol	Chain	Res	Type	Atoms	Z	Observed(Å)	Ideal(Å)
11	1	52	A	N7-C5	-5.79	1.35	1.39
13	3	1526	C	C2-N3	5.79	1.40	1.35
7	5	41	SER	CA-CB	5.78	1.61	1.52
14	4	2188	U	C5-C6	5.78	1.39	1.34
14	4	2195	U	N1-C2	5.78	1.43	1.38
5	p	1	G	C2-N3	5.78	1.37	1.32
14	4	2112	G	C2-N2	5.78	1.40	1.34
13	3	1517	G	C2-N2	5.77	1.40	1.34
13	3	1522	A	C5-C4	5.77	1.42	1.38
5	p	54	U	C2-N3	5.76	1.41	1.37
1	y	242	ARG	CZ-NH1	5.76	1.40	1.33
5	p	27	C	C4'-C3'	-5.73	1.46	1.52
13	3	1537	G	C6-N1	5.73	1.43	1.39
14	4	2112	G	P-O5'	-5.72	1.54	1.59
14	4	2142	A	C2'-C1'	-5.72	1.47	1.53
14	4	2126	A	N9-C4	5.71	1.41	1.37
13	3	1540	G	C2'-C1'	5.71	1.59	1.53
5	p	38	A	C6-N1	5.70	1.39	1.35
1	y	233	PHE	CB-CG	5.69	1.61	1.51
13	3	1517	G	N9-C8	-5.69	1.33	1.37
14	4	2198	A	C6-N1	5.69	1.39	1.35
5	p	19	G	C5-C6	5.68	1.48	1.42
5	p	32	U	O4'-C1'	5.67	1.49	1.41
14	4	2178	C	C4'-C3'	-5.67	1.46	1.52
14	4	2186	G	C8-N7	5.67	1.34	1.30
14	4	2130	U	C4'-O4'	5.67	1.52	1.45
14	4	2181	U	N3-C4	5.67	1.43	1.38
5	p	27	C	N1-C6	5.67	1.40	1.37
14	4	2198	A	N7-C5	-5.66	1.35	1.39
14	4	2151	U	O4'-C1'	5.65	1.49	1.41
5	p	68	C	C4-C5	5.65	1.47	1.43
2	E	96	ILE	N-CA	5.65	1.57	1.46
14	4	2120	G	N9-C4	-5.65	1.33	1.38
14	4	2176	A	C5'-C4'	5.65	1.58	1.51
13	3	1549	A	N1-C2	5.64	1.39	1.34
14	4	2171	A	N7-C5	-5.64	1.35	1.39
5	p	15	G	C4'-C3'	-5.64	1.47	1.52
14	4	2183	A	C2-N3	5.63	1.38	1.33
14	4	2133	G	N1-C2	5.62	1.42	1.37
14	4	2134	A	C4'-C3'	5.62	1.59	1.53
14	4	2098	U	C1'-N1	5.62	1.57	1.48
14	4	2101	A	C5-C4	5.61	1.42	1.38

Continued on next page...

Continued from previous page...

Mol	Chain	Res	Type	Atoms	Z	Observed(Å)	Ideal(Å)
14	4	2177	C	N1-C2	-5.61	1.34	1.40
5	p	42	C	N1-C2	5.60	1.45	1.40
14	4	2128	G	N7-C5	-5.59	1.35	1.39
5	p	7	A	P-O5'	-5.59	1.54	1.59
5	p	55	U	C3'-C2'	-5.59	1.46	1.52
14	4	2194	U	C3'-C2'	5.58	1.59	1.52
5	p	76	A	C6-N1	5.58	1.39	1.35
14	4	2191	A	C6-N6	5.58	1.38	1.33
5	p	8	U	C2-O2	5.57	1.27	1.22
14	4	2177	C	C4-N4	5.57	1.39	1.33
5	p	36	C	N1-C2	-5.57	1.34	1.40
5	p	27	C	O4'-C1'	5.56	1.48	1.41
1	y	380	TYR	CE2-CZ	5.55	1.45	1.38
1	y	70	GLY	CA-C	-5.55	1.43	1.51
14	4	2124	G	N9-C4	-5.54	1.33	1.38
14	4	2162	G	C3'-C2'	-5.54	1.46	1.52
5	p	60	U	C4'-C3'	5.54	1.59	1.53
1	y	255	ARG	CZ-NH2	5.53	1.40	1.33
5	p	13	C	C5-C6	-5.53	1.29	1.34
13	3	1534	U	N1-C6	-5.53	1.32	1.38
14	4	2137	U	C5'-C4'	5.52	1.57	1.51
5	p	22	G	C6-N1	5.51	1.43	1.39
14	4	2164	C	C3'-C2'	-5.51	1.46	1.52
13	3	1551	A	C6-N1	-5.51	1.31	1.35
13	3	1547	C	P-O5'	-5.50	1.54	1.59
14	4	2195	U	O3'-P	-5.50	1.54	1.61
13	3	1526	C	C2'-O2'	-5.50	1.34	1.41
13	3	1529	G	C3'-O3'	-5.49	1.34	1.42
13	3	1519	G	C2-N2	5.48	1.40	1.34
14	4	2144	G	C4'-C3'	5.47	1.59	1.53
14	4	2150	C	O5'-C5'	5.47	1.53	1.44
5	p	6	A	C6-N1	5.47	1.39	1.35
13	3	1548	A	C3'-C2'	5.47	1.58	1.52
13	3	1529	G	N9-C4	-5.46	1.33	1.38
13	3	1548	A	C8-N7	-5.46	1.27	1.31
14	4	2164	C	O4'-C1'	5.46	1.48	1.41
14	4	2147	A	N9-C8	5.46	1.42	1.37
5	p	5	G	C5-C6	5.45	1.47	1.42
5	p	19	G	O4'-C1'	5.45	1.48	1.41
5	p	53	G	C8-N7	-5.45	1.27	1.30
14	4	2143	C	N1-C2	5.45	1.45	1.40
14	4	2174	C	C4'-C3'	5.45	1.59	1.53

Continued on next page...

Continued from previous page...

Mol	Chain	Res	Type	Atoms	Z	Observed(Å)	Ideal(Å)
5	p	62	U	C4-O4	5.44	1.28	1.23
14	4	2130	U	C1'-N1	5.43	1.56	1.48
5	p	65	U	O4'-C1'	5.43	1.48	1.41
14	4	2146	C	C2'-C1'	-5.42	1.47	1.53
14	4	2169	A	C2'-C1'	-5.42	1.47	1.53
5	p	57	G	N9-C8	5.42	1.41	1.37
13	3	1540	G	N1-C2	5.42	1.42	1.37
14	4	2172	U	C5'-C4'	5.41	1.57	1.51
14	4	2187	U	C2-N3	5.41	1.41	1.37
5	p	64	G	N9-C8	-5.40	1.34	1.37
14	4	2174	C	C5-C6	-5.40	1.30	1.34
5	p	67	U	C4-C5	5.40	1.48	1.43
5	p	69	C	O3'-P	-5.40	1.54	1.61
5	p	6	A	N9-C4	-5.40	1.34	1.37
5	p	11	C	C5-C6	-5.39	1.30	1.34
5	p	5	G	C2-N3	5.39	1.37	1.32
5	p	48	C	C2-N3	5.39	1.40	1.35
13	3	1522	A	O3'-P	-5.38	1.54	1.61
5	p	15	G	C8-N7	5.38	1.34	1.30
5	p	75	C	C4-C5	-5.38	1.38	1.43
14	4	2098	U	N3-C4	5.38	1.43	1.38
5	p	8	U	C3'-C2'	-5.37	1.46	1.52
1	y	240	GLY	N-CA	-5.37	1.38	1.46
14	4	2153	C	N3-C4	5.36	1.37	1.33
13	3	1530	G	O3'-P	-5.36	1.54	1.61
14	4	2176	A	C2'-C1'	-5.36	1.47	1.53
14	4	2193	G	N1-C2	5.35	1.42	1.37
14	4	2171	A	C3'-C2'	5.35	1.58	1.52
5	p	43	G	C2-N2	5.35	1.39	1.34
14	4	2159	G	C8-N7	-5.35	1.27	1.30
14	4	2093	G	C5-C4	5.34	1.42	1.38
14	4	2126	A	C6-N1	5.34	1.39	1.35
14	4	2148	G	C6-N1	5.34	1.43	1.39
13	3	1535	A	C6-N6	5.34	1.38	1.33
14	4	2146	C	N3-C4	5.34	1.37	1.33
14	4	2168	G	N1-C2	5.34	1.42	1.37
5	p	22	G	N9-C4	5.33	1.42	1.38
13	3	1529	G	C5-C6	5.33	1.47	1.42
14	4	2144	G	C5'-C4'	5.33	1.57	1.51
2	E	103	VAL	CB-CG1	5.32	1.64	1.52
5	p	53	G	C2-N2	-5.32	1.29	1.34
13	3	1548	A	C6-N1	5.32	1.39	1.35

Continued on next page...

Continued from previous page...

Mol	Chain	Res	Type	Atoms	Z	Observed(Å)	Ideal(Å)
13	3	1551	A	C4'-C3'	-5.32	1.47	1.52
14	4	2143	C	N1-C6	5.32	1.40	1.37
13	3	1533	C	C2'-C1'	-5.30	1.47	1.53
13	3	1532	A	N1-C2	5.30	1.39	1.34
13	3	1523	U	N3-C4	5.30	1.43	1.38
14	4	2164	C	C4-N4	5.29	1.38	1.33
5	p	31	C	N1-C6	-5.29	1.33	1.37
14	4	2123	G	C5-C6	-5.29	1.37	1.42
13	3	1549	A	C6-N1	5.29	1.39	1.35
1	y	340	ARG	CD-NE	5.28	1.55	1.46
5	p	11	C	N1-C6	-5.28	1.33	1.37
14	4	2190	G	C5'-C4'	5.28	1.57	1.51
3	G	46	SER	CA-CB	5.28	1.60	1.52
14	4	2152	G	N9-C4	-5.27	1.33	1.38
13	3	1550	C	P-O5'	-5.26	1.54	1.59
13	3	1522	A	C4'-C3'	5.26	1.58	1.53
14	4	2171	A	N9-C4	-5.26	1.34	1.37
13	3	1544	A	C6-N6	5.25	1.38	1.33
5	p	76	A	C2-N3	5.25	1.38	1.33
14	4	2114	A	N1-C2	5.25	1.39	1.34
5	p	75	C	C1'-N1	5.25	1.56	1.48
14	4	2136	G	C8-N7	-5.25	1.27	1.30
14	4	2140	G	N7-C5	-5.24	1.36	1.39
13	3	1522	A	C2'-C1'	-5.24	1.47	1.53
14	4	2125	G	C3'-C2'	-5.23	1.47	1.52
5	p	64	G	P-O5'	5.23	1.65	1.59
14	4	2186	G	N9-C8	-5.23	1.34	1.37
13	3	1551	A	N1-C2	-5.23	1.29	1.34
14	4	2108	A	N9-C4	5.22	1.41	1.37
5	p	69	C	N1-C6	5.22	1.40	1.37
14	4	2172	U	N3-C4	5.22	1.43	1.38
14	4	2121	G	P-O5'	-5.21	1.54	1.59
14	4	2139	U	C2-N3	5.21	1.41	1.37
1	y	380	TYR	CA-CB	5.21	1.65	1.53
13	3	1529	G	C2'-C1'	-5.21	1.47	1.53
14	4	2189	U	C2'-C1'	-5.21	1.47	1.53
5	p	55	U	O4'-C1'	5.20	1.48	1.41
14	4	2151	U	O3'-P	-5.20	1.54	1.61
1	y	440	GLY	CA-C	5.20	1.60	1.51
14	4	2159	G	C2'-C1'	-5.20	1.47	1.53
14	4	2094	A	C5'-C4'	5.20	1.57	1.51
14	4	2097	A	N9-C8	5.20	1.42	1.37

Continued on next page...

Continued from previous page...

Mol	Chain	Res	Type	Atoms	Z	Observed(Å)	Ideal(Å)
14	4	2116	G	C6-N1	5.20	1.43	1.39
14	4	2154	A	C6-N1	5.19	1.39	1.35
13	3	1523	U	C4'-C3'	5.19	1.58	1.53
5	p	24	G	C2-N3	5.19	1.36	1.32
14	4	2091	C	N1-C2	5.18	1.45	1.40
14	4	2165	C	O3'-P	-5.18	1.54	1.61
14	4	2186	G	C2-N2	5.17	1.39	1.34
14	4	2104	C	C4'-O4'	-5.17	1.38	1.45
13	3	1517	G	N3-C4	5.16	1.39	1.35
5	p	49	G	C2-N2	5.16	1.39	1.34
14	4	2093	G	O4'-C1'	5.15	1.48	1.41
14	4	2161	C	C4'-C3'	5.15	1.58	1.53
14	4	2162	G	N7-C5	-5.15	1.36	1.39
1	y	282	SER	CA-CB	5.14	1.60	1.52
14	4	2183	A	C2'-C1'	-5.14	1.47	1.53
7	5	74	ARG	NE-CZ	5.14	1.39	1.33
13	3	1547	C	O4'-C1'	5.14	1.48	1.41
13	3	1543	G	C6-N1	5.14	1.43	1.39
12	2	1340	U	C2-N3	5.14	1.41	1.37
1	y	294	PHE	CG-CD2	5.13	1.46	1.38
14	4	2111	U	C5'-C4'	5.13	1.57	1.51
1	y	25	PHE	CE1-CZ	5.13	1.47	1.37
1	y	399	PHE	CE2-CZ	5.12	1.47	1.37
5	p	16	U	C4'-C3'	5.12	1.58	1.53
7	5	180	PHE	CG-CD1	5.12	1.46	1.38
14	4	2136	G	C2-N2	5.12	1.39	1.34
14	4	2105	U	C5'-C4'	5.12	1.57	1.51
5	p	21	A	N1-C2	5.12	1.39	1.34
14	4	2185	U	C4'-C3'	-5.12	1.47	1.52
5	p	34	G	C5-C4	5.11	1.42	1.38
13	3	1519	G	C5'-C4'	5.10	1.57	1.51
14	4	2140	G	P-O5'	-5.10	1.54	1.59
7	5	134	ARG	NE-CZ	5.10	1.39	1.33
5	p	20	U	C4-O4	5.10	1.27	1.23
14	4	2158	A	C4'-C3'	5.10	1.58	1.53
5	p	40	G	N3-C4	-5.09	1.31	1.35
5	p	7	A	O3'-P	-5.09	1.55	1.61
13	3	1551	A	C4'-O4'	5.09	1.52	1.45
14	4	2122	U	C2-N3	5.08	1.41	1.37
3	G	46	SER	C-N	5.08	1.42	1.33
14	4	2186	G	N7-C5	-5.08	1.36	1.39
5	p	11	C	C3'-O3'	5.08	1.49	1.42

Continued on next page...

Continued from previous page...

Mol	Chain	Res	Type	Atoms	Z	Observed(Å)	Ideal(Å)
14	4	2165	C	C5-C6	-5.08	1.30	1.34
14	4	2188	U	N3-C4	5.08	1.43	1.38
5	p	71	G	C2'-O2'	-5.07	1.35	1.41
5	p	26	A	C6-N6	5.07	1.38	1.33
14	4	2160	C	C2'-C1'	-5.06	1.47	1.53
1	y	16	LEU	C-N	5.06	1.42	1.33
13	3	1542	U	C3'-C2'	5.06	1.58	1.52
5	p	44	G	C3'-O3'	5.05	1.49	1.42
13	3	1541	C	C4-N4	5.05	1.38	1.33
13	3	1537	G	C2'-O2'	-5.05	1.35	1.41
5	p	69	C	C4-N4	5.04	1.38	1.33
5	p	24	G	N3-C4	5.04	1.39	1.35
14	4	2151	U	C4'-C3'	5.04	1.58	1.53
14	4	2107	G	C5'-C4'	5.04	1.57	1.51
13	3	1540	G	C3'-C2'	-5.03	1.47	1.52
14	4	2094	A	C5-C6	-5.03	1.36	1.41
1	y	294	PHE	CG-CD1	5.03	1.46	1.38
14	4	2131	U	C4-O4	-5.03	1.19	1.23
14	4	2117	A	N9-C4	-5.02	1.34	1.37
14	4	2168	G	C6-N1	5.02	1.43	1.39
14	4	2107	G	C2-N3	5.01	1.36	1.32
14	4	2171	A	P-O5'	-5.00	1.54	1.59

All (1751) bond angle outliers are listed below:

Mol	Chain	Res	Type	Atoms	Z	Observed(°)	Ideal(°)
5	p	19	G	N1-C6-O6	24.02	134.31	119.90
14	4	2108	A	N1-C6-N6	22.36	132.01	118.60
5	p	18	G	N1-C6-O6	20.82	132.39	119.90
5	p	37	A	N1-C6-N6	20.71	131.02	118.60
13	3	1535	A	N1-C6-N6	20.48	130.89	118.60
14	4	2154	A	N1-C6-N6	20.03	130.62	118.60
13	3	1525	A	N1-C6-N6	18.96	129.97	118.60
14	4	2102	G	N1-C6-O6	18.95	131.27	119.90
1	y	56	GLN	N-CA-CB	18.88	144.58	110.60
14	4	2174	C	C6-N1-C2	-18.33	112.97	120.30
5	p	21	A	N1-C6-N6	18.26	129.56	118.60
13	3	1551	A	P-O3'-C3'	18.10	141.42	119.70
5	p	29	A	N1-C6-N6	18.04	129.42	118.60
13	3	1538	G	N1-C6-O6	17.98	130.69	119.90
5	p	40	G	N1-C6-O6	17.97	130.68	119.90
5	p	7	A	N1-C6-N6	17.84	129.31	118.60

Continued on next page...

Continued from previous page...

Mol	Chain	Res	Type	Atoms	Z	Observed(°)	Ideal(°)
13	3	1549	A	N1-C6-N6	17.83	129.30	118.60
5	p	58	A	N1-C6-N6	17.36	129.02	118.60
5	p	27	C	C6-N1-C2	-17.23	113.41	120.30
5	p	49	G	C5-C6-O6	-17.02	118.39	128.60
5	p	5	G	N1-C6-O6	16.93	130.06	119.90
5	p	5	G	C5-C6-O6	-16.87	118.48	128.60
5	p	7	A	C5-C6-N1	-16.78	109.31	117.70
13	3	1548	A	C5-C6-N1	-16.71	109.34	117.70
5	p	19	G	C5-C6-O6	-16.68	118.59	128.60
14	4	2158	A	N1-C6-N6	16.67	128.60	118.60
14	4	2094	A	C4-C5-C6	16.48	125.24	117.00
4	n	41	ARG	N-CA-CB	16.38	140.09	110.60
14	4	2117	A	N1-C6-N6	16.24	128.34	118.60
5	p	49	G	N1-C6-O6	16.23	129.64	119.90
14	4	2110	G	N1-C6-O6	16.21	129.63	119.90
5	p	11	C	N3-C4-N4	16.15	129.31	118.00
5	p	58	A	C4-C5-C6	16.06	125.03	117.00
4	n	46	ASP	N-CA-CB	16.04	139.47	110.60
14	4	2136	G	N1-C6-O6	16.00	129.50	119.90
1	y	119	TYR	CB-CG-CD1	15.90	130.54	121.00
14	4	2178	C	N3-C4-C5	-15.87	115.55	121.90
5	p	44	G	N7-C8-N9	15.81	121.00	113.10
14	4	2190	G	C5-C6-O6	-15.77	119.14	128.60
1	y	403	GLY	N-CA-C	15.74	152.45	113.10
13	3	1545	A	N1-C6-N6	15.68	128.01	118.60
14	4	2126	A	N1-C6-N6	15.53	127.92	118.60
13	3	1546	G	N1-C6-O6	15.51	129.20	119.90
14	4	2147	A	C5-C6-N1	-15.43	109.99	117.70
14	4	2097	A	N1-C6-N6	15.33	127.80	118.60
4	n	41	ARG	CB-CA-C	-15.17	80.06	110.40
5	p	63	C	O4'-C1'-N1	15.11	120.29	108.20
14	4	2136	G	C5-C6-O6	-15.02	119.59	128.60
13	3	1517	G	C5-C6-N1	-15.01	104.00	111.50
14	4	2170	A	C8-N9-C4	-14.83	99.87	105.80
5	p	59	G	C5-C6-O6	-14.78	119.73	128.60
5	p	26	A	N1-C6-N6	14.73	127.44	118.60
5	p	58	A	C5-C6-N1	-14.58	110.41	117.70
13	3	1549	A	C5-C6-N1	-14.54	110.43	117.70
14	4	2134	A	N1-C6-N6	14.53	127.32	118.60
5	p	76	A	N1-C6-N6	14.46	127.28	118.60
13	3	1529	G	N1-C6-O6	14.46	128.58	119.90
1	y	57	ARG	NE-CZ-NH2	14.35	127.47	120.30

Continued on next page...

Continued from previous page...

Mol	Chain	Res	Type	Atoms	Z	Observed(°)	Ideal(°)
14	4	2159	G	N1-C6-O6	14.34	128.50	119.90
5	p	61	C	N3-C4-C5	-14.34	116.16	121.90
14	4	2141	G	C5-C6-O6	-14.22	120.06	128.60
14	4	2159	G	C4-C5-N7	-14.16	105.14	110.80
14	4	2114	A	N1-C6-N6	14.16	127.10	118.60
13	3	1518	C	N3-C4-N4	14.16	127.91	118.00
5	p	40	G	C5-C6-O6	-14.06	120.16	128.60
14	4	2114	A	C5-C6-N1	-14.02	110.69	117.70
14	4	2179	C	C5-C4-N4	-13.98	110.41	120.20
13	3	1541	C	O4'-C1'-N1	13.92	119.34	108.20
14	4	2169	A	C5-N7-C8	13.92	110.86	103.90
13	3	1551	A	OP2-P-O3'	-13.88	74.65	105.20
4	n	40	GLN	CB-CA-C	13.88	138.16	110.40
13	3	1524	G	N1-C6-O6	13.81	128.19	119.90
2	E	127	PHE	CB-CG-CD2	13.80	130.46	120.80
14	4	2147	A	N1-C6-N6	13.75	126.85	118.60
14	4	2162	G	C2-N3-C4	13.74	118.77	111.90
1	y	365	TYR	CB-CG-CD1	13.69	129.22	121.00
7	5	78	PHE	CB-CG-CD2	13.64	130.35	120.80
5	p	52	A	N1-C6-N6	13.61	126.77	118.60
14	4	2173	A	N9-C4-C5	13.57	111.23	105.80
5	p	19	G	C2-N3-C4	13.53	118.67	111.90
14	4	2135	A	N1-C6-N6	13.53	126.72	118.60
14	4	2179	C	N3-C4-N4	13.49	127.45	118.00
7	5	78	PHE	CB-CG-CD1	-13.41	111.42	120.80
1	y	119	TYR	CB-CG-CD2	-13.40	112.96	121.00
14	4	2190	G	N1-C6-O6	13.35	127.91	119.90
14	4	2170	A	C4-C5-C6	13.29	123.64	117.00
14	4	2107	G	C5-C6-O6	-13.28	120.63	128.60
11	1	56	A	N1-C6-N6	13.27	126.56	118.60
13	3	1530	G	C8-N9-C4	-13.26	101.10	106.40
5	p	6	A	N1-C6-N6	13.24	126.54	118.60
14	4	2097	A	C8-N9-C4	-13.20	100.52	105.80
13	3	1517	G	N1-C6-O6	13.19	127.81	119.90
14	4	2174	C	C5-C6-N1	13.18	127.59	121.00
14	4	2127	G	C5-C6-O6	-13.16	120.70	128.60
4	n	40	GLN	N-CA-CB	13.15	134.28	110.60
13	3	1519	G	N1-C6-O6	13.14	127.79	119.90
14	4	2144	G	N3-C2-N2	13.13	129.09	119.90
14	4	2158	A	N1-C2-N3	13.13	135.87	129.30
14	4	2169	A	C4-C5-C6	13.10	123.55	117.00
5	p	18	G	C5-C6-O6	-13.09	120.75	128.60

Continued on next page...

Continued from previous page...

Mol	Chain	Res	Type	Atoms	Z	Observed(°)	Ideal(°)
14	4	2192	U	C5-C4-O4	-13.08	118.05	125.90
14	4	2112	G	N1-C6-O6	13.05	127.73	119.90
5	p	64	G	O4'-C1'-N9	13.04	118.63	108.20
14	4	2094	A	C5-N7-C8	13.01	110.40	103.90
11	1	104	A	N1-C6-N6	12.98	126.39	118.60
5	p	38	A	N1-C6-N6	12.92	126.35	118.60
14	4	2133	G	N1-C6-O6	12.90	127.64	119.90
13	3	1543	G	N1-C6-O6	12.80	127.58	119.90
14	4	2167	U	O4'-C1'-N1	12.79	118.43	108.20
14	4	2097	A	C5-C6-N1	-12.79	111.31	117.70
5	p	11	C	N3-C4-C5	-12.75	116.80	121.90
5	p	24	G	O4'-C1'-N9	12.73	118.39	108.20
14	4	2173	A	N1-C6-N6	12.67	126.20	118.60
5	p	44	G	C8-N9-C4	-12.66	101.34	106.40
14	4	2094	A	N1-C6-N6	12.66	126.19	118.60
13	3	1548	A	C5-N7-C8	12.65	110.22	103.90
14	4	2120	G	N1-C6-O6	12.62	127.47	119.90
14	4	2103	C	N3-C4-N4	12.62	126.83	118.00
5	p	21	A	C5-C6-N6	-12.60	113.62	123.70
14	4	2175	C	P-O3'-C3'	12.58	134.79	119.70
14	4	2148	G	N1-C6-O6	12.57	127.44	119.90
14	4	2114	A	C4-C5-C6	12.55	123.28	117.00
1	y	113	ARG	NE-CZ-NH1	12.53	126.57	120.30
11	1	83	A	N1-C6-N6	12.51	126.11	118.60
7	5	71	ARG	NE-CZ-NH2	-12.49	114.06	120.30
14	4	2108	A	C5-C6-N1	-12.49	111.45	117.70
11	1	95	A	N1-C6-N6	12.49	126.09	118.60
5	p	38	A	C4-C5-C6	12.46	123.23	117.00
14	4	2102	G	C5-C6-O6	-12.44	121.14	128.60
13	3	1520	U	O4'-C1'-N1	12.39	118.11	108.20
11	1	89	A	N1-C6-N6	12.37	126.02	118.60
11	1	111	A	N1-C6-N6	12.36	126.02	118.60
5	p	14	A	N1-C6-N6	12.35	126.01	118.60
1	y	340	ARG	NE-CZ-NH2	12.34	126.47	120.30
11	1	84	A	N1-C6-N6	12.32	125.99	118.60
5	p	1	G	N1-C6-O6	12.31	127.28	119.90
14	4	2123	G	C5-C6-O6	-12.28	121.23	128.60
1	y	255	ARG	NE-CZ-NH1	12.28	126.44	120.30
5	p	59	G	N1-C6-O6	12.28	127.27	119.90
5	p	76	A	C5-C6-N1	-12.26	111.57	117.70
5	p	74	C	N3-C4-C5	-12.26	117.00	121.90
14	4	2128	G	C5-C6-O6	-12.25	121.25	128.60

Continued on next page...

Continued from previous page...

Mol	Chain	Res	Type	Atoms	Z	Observed(°)	Ideal(°)
13	3	1517	G	C6-N1-C2	12.25	132.45	125.10
5	p	34	G	O4'-C1'-N9	12.24	117.99	108.20
11	1	91	A	N1-C6-N6	12.23	125.94	118.60
1	y	404	THR	N-CA-CB	-12.23	87.06	110.30
11	1	53	A	N1-C6-N6	12.20	125.92	118.60
14	4	2184	A	N1-C6-N6	12.19	125.92	118.60
14	4	2126	A	C5-C6-N1	-12.15	111.62	117.70
14	4	2189	U	O4'-C1'-N1	12.15	117.92	108.20
1	y	365	TYR	CB-CG-CD2	-12.13	113.72	121.00
14	4	2178	C	O4'-C1'-N1	12.13	117.90	108.20
14	4	2105	U	O4'-C1'-N1	12.07	117.86	108.20
5	p	35	C	C6-N1-C2	-12.06	115.47	120.30
14	4	2127	G	N1-C6-O6	12.06	127.13	119.90
14	4	2196	C	O4'-C1'-N1	12.06	117.84	108.20
11	1	52	A	N1-C6-N6	12.05	125.83	118.60
13	3	1548	A	N1-C6-N6	12.04	125.83	118.60
5	p	28	G	N1-C6-O6	12.03	127.12	119.90
13	3	1536	C	N3-C4-C5	-12.02	117.09	121.90
14	4	2158	A	C5-C6-N6	-11.99	114.11	123.70
14	4	2138	G	C4-C5-C6	11.97	125.98	118.80
14	4	2095	A	N1-C6-N6	11.94	125.76	118.60
13	3	1529	G	C5-C6-O6	-11.92	121.45	128.60
12	2	1327	A	N1-C6-N6	11.90	125.74	118.60
5	p	48	C	N3-C4-N4	11.89	126.32	118.00
14	4	2124	G	C6-C5-N7	-11.88	123.27	130.40
12	2	1328	A	N1-C6-N6	11.88	125.73	118.60
14	4	2191	A	C4-C5-C6	11.86	122.93	117.00
13	3	1528	A	C2-N3-C4	-11.85	104.68	110.60
12	2	1322	A	N1-C6-N6	11.82	125.69	118.60
11	1	101	A	N1-C6-N6	11.80	125.68	118.60
14	4	2167	U	N3-C4-O4	11.78	127.64	119.40
5	p	56	C	N3-C4-C5	-11.75	117.20	121.90
14	4	2148	G	C4-C5-C6	11.74	125.84	118.80
11	1	73	A	N1-C6-N6	11.73	125.64	118.60
4	n	42	SER	N-CA-CB	11.71	128.07	110.50
5	p	39	G	N3-C2-N2	11.71	128.09	119.90
14	4	2176	A	N1-C6-N6	11.69	125.61	118.60
5	p	26	A	C8-N9-C4	-11.69	101.12	105.80
14	4	2094	A	C8-N9-C4	-11.67	101.13	105.80
5	p	25	C	N3-C4-N4	11.66	126.16	118.00
14	4	2096	C	N3-C4-N4	11.66	126.16	118.00
5	p	37	A	C5-C6-N6	-11.64	114.39	123.70

Continued on next page...

Continued from previous page...

Mol	Chain	Res	Type	Atoms	Z	Observed(°)	Ideal(°)
13	3	1537	G	P-O3'-C3'	11.60	133.62	119.70
11	1	71	A	N1-C6-N6	11.59	125.55	118.60
14	4	2161	C	P-O3'-C3'	11.58	133.59	119.70
14	4	2120	G	C5-C6-O6	-11.57	121.66	128.60
5	p	51	G	N1-C6-O6	11.57	126.84	119.90
12	2	1336	A	N1-C6-N6	11.55	125.53	118.60
5	p	15	G	N1-C6-O6	11.53	126.82	119.90
14	4	2154	A	C5-C6-N1	-11.51	111.94	117.70
14	4	2094	A	C5-C6-N1	-11.49	111.96	117.70
5	p	13	C	N3-C4-C5	-11.48	117.31	121.90
14	4	2144	G	C5-C6-O6	-11.48	121.71	128.60
13	3	1517	G	C4-C5-C6	11.48	125.69	118.80
11	1	64	A	N1-C6-N6	11.47	125.48	118.60
11	1	74	A	N1-C6-N6	11.46	125.47	118.60
1	y	233	PHE	CB-CG-CD2	-11.45	112.78	120.80
14	4	2173	A	C4-C5-N7	-11.43	104.98	110.70
12	2	1321	A	N1-C6-N6	11.43	125.46	118.60
5	p	7	A	C4-C5-C6	11.42	122.71	117.00
14	4	2146	C	N3-C4-C5	-11.40	117.34	121.90
13	3	1545	A	C4-C5-C6	11.40	122.70	117.00
14	4	2141	G	N1-C6-O6	11.38	126.73	119.90
14	4	2124	G	C4-C5-N7	11.34	115.34	110.80
5	p	27	C	C5-C6-N1	11.33	126.67	121.00
14	4	2156	G	N1-C6-O6	11.33	126.70	119.90
14	4	2120	G	N9-C4-C5	11.31	109.93	105.40
1	y	242	ARG	NE-CZ-NH2	11.30	125.95	120.30
11	1	94	A	N1-C6-N6	11.28	125.37	118.60
11	1	63	A	N1-C6-N6	11.28	125.37	118.60
5	p	45	G	N1-C6-O6	11.27	126.66	119.90
5	p	74	C	C5-C4-N4	11.26	128.08	120.20
14	4	2177	C	O4'-C1'-N1	11.21	117.17	108.20
12	2	1315	C	P-O3'-C3'	11.20	133.14	119.70
12	2	1307	A	N1-C6-N6	11.19	125.31	118.60
5	p	13	C	N3-C4-N4	11.19	125.83	118.00
13	3	1544	A	N1-C6-N6	11.19	125.31	118.60
5	p	58	A	N9-C4-C5	11.18	110.27	105.80
5	p	1	G	C5-C6-O6	-11.13	121.92	128.60
5	p	58	A	C8-N9-C4	-11.11	101.36	105.80
14	4	2107	G	C5-C6-N1	11.10	117.05	111.50
13	3	1546	G	C5-C6-O6	-11.08	121.95	128.60
14	4	2104	C	C5-C6-N1	11.07	126.54	121.00
14	4	2138	G	C6-C5-N7	-11.07	123.76	130.40

Continued on next page...

Continued from previous page...

Mol	Chain	Res	Type	Atoms	Z	Observed(°)	Ideal(°)
14	4	2162	G	N3-C4-C5	-11.06	123.07	128.60
14	4	2159	G	C5-N7-C8	11.06	109.83	104.30
5	p	61	C	N3-C4-N4	11.05	125.74	118.00
5	p	31	C	O4'-C1'-N1	11.05	117.04	108.20
14	4	2162	G	O4'-C1'-N9	11.02	117.01	108.20
5	p	69	C	N3-C4-N4	11.01	125.71	118.00
14	4	2091	C	O4'-C1'-N1	11.01	117.01	108.20
14	4	2104	C	N3-C4-N4	11.01	125.70	118.00
5	p	76	A	O4'-C1'-N9	11.00	117.00	108.20
14	4	2168	G	N1-C2-N3	-10.97	117.32	123.90
5	p	35	C	C5-C6-N1	10.96	126.48	121.00
14	4	2091	C	N3-C4-N4	10.95	125.67	118.00
5	p	61	C	O4'-C1'-N1	10.93	116.94	108.20
14	4	2105	U	C5-C4-O4	10.93	132.46	125.90
5	p	9	A	C4-C5-C6	10.89	122.45	117.00
13	3	1537	G	N1-C6-O6	10.86	126.41	119.90
5	p	23	A	C4-C5-C6	10.83	122.42	117.00
13	3	1552	A	N1-C6-N6	10.82	125.09	118.60
13	3	1528	A	N1-C2-N3	10.81	134.71	129.30
5	p	68	C	N3-C4-C5	-10.81	117.58	121.90
14	4	2150	C	N3-C4-C5	10.75	126.20	121.90
13	3	1536	C	N3-C4-N4	10.74	125.52	118.00
14	4	2092	U	C5-C6-N1	10.74	128.07	122.70
14	4	2144	G	N1-C6-O6	10.71	126.33	119.90
14	4	2094	A	C4-C5-N7	-10.67	105.37	110.70
13	3	1530	G	O4'-C1'-N9	10.64	116.71	108.20
13	3	1518	C	C5-C4-N4	-10.63	112.76	120.20
14	4	2146	C	C2-N3-C4	10.59	125.19	119.90
14	4	2199	A	C4-C5-C6	10.51	122.25	117.00
13	3	1553	A	N1-C6-N6	10.50	124.90	118.60
11	1	103	A	N1-C6-N6	10.49	124.90	118.60
12	2	1342	A	N1-C6-N6	10.49	124.89	118.60
1	y	416	PHE	CB-CG-CD2	10.47	128.13	120.80
14	4	2138	G	C5-C6-N1	-10.47	106.27	111.50
14	4	2155	U	C5-C4-O4	-10.46	119.63	125.90
14	4	2137	U	C5-C6-N1	10.45	127.92	122.70
5	p	51	G	C5-C6-O6	-10.43	122.34	128.60
14	4	2104	C	O4'-C1'-N1	10.42	116.54	108.20
13	3	1535	A	C5-C6-N1	-10.42	112.49	117.70
14	4	2151	U	O4'-C1'-N1	10.42	116.53	108.20
5	p	6	A	C4-C5-C6	10.39	122.19	117.00
13	3	1537	G	C2-N3-C4	10.39	117.09	111.90

Continued on next page...

Continued from previous page...

Mol	Chain	Res	Type	Atoms	Z	Observed(°)	Ideal(°)
13	3	1546	G	C4-C5-N7	-10.38	106.65	110.80
14	4	2091	C	N3-C4-C5	-10.38	117.75	121.90
14	4	2154	A	O4'-C1'-N9	10.38	116.50	108.20
14	4	2162	G	N1-C6-O6	10.37	126.12	119.90
13	3	1550	C	N3-C4-C5	-10.36	117.76	121.90
5	p	23	A	N1-C6-N6	10.34	124.81	118.60
5	p	19	G	N1-C2-N3	-10.32	117.71	123.90
5	p	69	C	C6-N1-C2	-10.30	116.18	120.30
13	3	1538	G	C5-C6-O6	-10.28	122.43	128.60
13	3	1533	C	C6-N1-C2	-10.28	116.19	120.30
5	p	10	G	C6-C5-N7	-10.27	124.24	130.40
5	p	18	G	N3-C2-N2	10.26	127.08	119.90
5	p	29	A	C5-C6-N6	-10.24	115.50	123.70
14	4	2160	C	O4'-C1'-N1	10.23	116.39	108.20
14	4	2157	G	N1-C6-O6	10.23	126.04	119.90
14	4	2162	G	C5-C6-O6	-10.20	122.48	128.60
4	n	71	LEU	N-CA-C	10.17	138.45	111.00
13	3	1535	A	O4'-C1'-N9	10.15	116.32	108.20
14	4	2120	G	C8-N9-C4	-10.15	102.34	106.40
14	4	2169	A	O4'-C1'-N9	10.13	116.31	108.20
13	3	1550	C	N3-C4-N4	10.12	125.08	118.00
14	4	2170	A	N1-C6-N6	10.12	124.67	118.60
14	4	2117	A	C5-C6-N1	-10.10	112.65	117.70
14	4	2170	A	N9-C4-C5	10.09	109.84	105.80
14	4	2098	U	C5-C6-N1	10.09	127.75	122.70
14	4	2097	A	C4-C5-C6	10.09	122.04	117.00
13	3	1519	G	C6-C5-N7	-10.08	124.35	130.40
13	3	1548	A	C4-C5-C6	10.08	122.04	117.00
14	4	2158	A	C2-N3-C4	-10.07	105.56	110.60
13	3	1532	A	N1-C6-N6	10.07	124.64	118.60
14	4	2101	A	O4'-C1'-N9	10.07	116.26	108.20
13	3	1528	A	N1-C6-N6	10.04	124.62	118.60
14	4	2124	G	O4'-C1'-N9	10.03	116.22	108.20
5	p	76	A	C4-C5-C6	10.03	122.01	117.00
14	4	2128	G	N1-C2-N3	-10.02	117.89	123.90
11	1	81	G	N1-C6-O6	10.01	125.90	119.90
14	4	2152	G	C5-C6-O6	-10.01	122.60	128.60
14	4	2199	A	N1-C6-N6	10.00	124.60	118.60
14	4	2119	A	C4-C5-C6	10.00	122.00	117.00
14	4	2184	A	C5-C6-N6	-10.00	115.70	123.70
12	2	1338	G	N1-C6-O6	9.99	125.90	119.90
5	p	67	U	O4'-C1'-N1	9.97	116.18	108.20

Continued on next page...

Continued from previous page...

Mol	Chain	Res	Type	Atoms	Z	Observed(°)	Ideal(°)
11	1	108	G	N1-C6-O6	9.97	125.88	119.90
14	4	2133	G	C5-C6-O6	-9.96	122.63	128.60
13	3	1515	A	O4'-C1'-N9	9.95	116.16	108.20
14	4	2110	G	C5-C6-O6	-9.95	122.63	128.60
14	4	2192	U	O4'-C1'-N1	9.94	116.15	108.20
14	4	2192	U	N3-C4-O4	9.94	126.36	119.40
13	3	1527	G	N1-C6-O6	9.93	125.86	119.90
3	G	54	ARG	NE-CZ-NH2	-9.91	115.34	120.30
7	5	208	TYR	CB-CG-CD1	-9.91	115.06	121.00
5	p	70	C	N3-C4-C5	-9.90	117.94	121.90
14	4	2092	U	C2-N3-C4	-9.90	121.06	127.00
11	1	86	G	N1-C6-O6	9.89	125.84	119.90
14	4	2093	G	N1-C6-O6	9.87	125.82	119.90
14	4	2198	A	O4'-C1'-N9	9.87	116.09	108.20
5	p	18	G	C5-C6-N1	-9.87	106.57	111.50
5	p	65	U	C5-C4-O4	-9.86	119.99	125.90
5	p	49	G	O4'-C1'-N9	9.84	116.07	108.20
14	4	2168	G	C6-C5-N7	-9.84	124.50	130.40
14	4	2093	G	C5-C6-O6	-9.83	122.70	128.60
7	5	74	ARG	NE-CZ-NH1	9.83	125.22	120.30
14	4	2148	G	C5-C6-O6	-9.83	122.70	128.60
14	4	2097	A	O4'-C1'-N9	9.82	116.06	108.20
5	p	43	G	O4'-C1'-N9	9.81	116.05	108.20
5	p	68	C	C6-N1-C2	9.80	124.22	120.30
14	4	2097	A	C6-C5-N7	-9.79	125.45	132.30
14	4	2142	A	N1-C6-N6	9.79	124.47	118.60
13	3	1516	G	O3'-P-O5'	9.77	122.57	104.00
13	3	1525	A	C5-C6-N1	-9.77	112.82	117.70
12	2	1308	A	N1-C6-N6	9.75	124.45	118.60
5	p	38	A	C5-C6-N1	-9.75	112.83	117.70
14	4	2161	C	C6-N1-C2	-9.73	116.41	120.30
13	3	1549	A	O4'-C1'-N9	9.71	115.97	108.20
5	p	26	A	C4-C5-C6	9.70	121.85	117.00
14	4	2154	A	C4-C5-C6	9.70	121.85	117.00
14	4	2193	G	C8-N9-C4	-9.69	102.52	106.40
14	4	2099	U	O4'-C1'-N1	9.68	115.94	108.20
14	4	2176	A	C5-C6-N6	-9.67	115.96	123.70
14	4	2190	G	O4'-C1'-N9	9.66	115.93	108.20
14	4	2157	G	C5-C6-O6	-9.64	122.81	128.60
11	1	107	G	N1-C6-O6	9.63	125.68	119.90
13	3	1544	A	C4-C5-C6	9.63	121.81	117.00
13	3	1551	A	N1-C6-N6	9.62	124.37	118.60

Continued on next page...

Continued from previous page...

Mol	Chain	Res	Type	Atoms	Z	Observed(°)	Ideal(°)
5	p	48	C	O4'-C1'-N1	9.61	115.89	108.20
5	p	9	A	C8-N9-C4	-9.59	101.97	105.80
5	p	63	C	N1-C2-N3	-9.58	112.49	119.20
14	4	2141	G	N1-C2-N3	-9.57	118.16	123.90
4	n	39	HIS	N-CA-CB	9.57	127.82	110.60
5	p	58	A	C4-C5-N7	-9.57	105.92	110.70
11	1	70	G	N1-C6-O6	9.55	125.63	119.90
13	3	1535	A	C4-C5-C6	9.54	121.77	117.00
12	2	1309	G	N1-C6-O6	9.53	125.61	119.90
5	p	66	U	O4'-C1'-N1	9.52	115.82	108.20
12	2	1310	G	N1-C6-O6	9.52	125.61	119.90
14	4	2152	G	C2-N3-C4	9.49	116.64	111.90
5	p	46	G	P-O3'-C3'	9.48	131.08	119.70
5	p	72	C	O4'-C1'-N1	9.48	115.78	108.20
14	4	2104	C	N3-C4-C5	-9.47	118.11	121.90
13	3	1543	G	N3-C2-N2	9.47	126.53	119.90
14	4	2117	A	C4-C5-N7	-9.47	105.97	110.70
13	3	1538	G	C6-C5-N7	-9.46	124.72	130.40
13	3	1546	G	N9-C4-C5	9.45	109.18	105.40
7	5	163	TYR	CB-CG-CD1	-9.42	115.35	121.00
5	p	27	C	N3-C4-N4	9.42	124.59	118.00
5	p	3	G	P-O3'-C3'	9.42	131.00	119.70
11	1	77	G	N1-C6-O6	9.38	125.53	119.90
14	4	2174	C	N3-C4-N4	9.37	124.56	118.00
11	1	75	G	N1-C6-O6	9.35	125.51	119.90
1	y	25	PHE	CB-CG-CD1	-9.35	114.26	120.80
14	4	2124	G	N1-C6-O6	9.34	125.50	119.90
13	3	1532	A	C4-C5-C6	9.33	121.66	117.00
1	y	55	GLN	N-CA-C	9.32	136.16	111.00
14	4	2174	C	N3-C4-C5	-9.31	118.17	121.90
13	3	1518	C	O4'-C1'-N1	9.31	115.64	108.20
14	4	2124	G	C5-C6-O6	-9.30	123.02	128.60
14	4	2178	C	C6-N1-C1'	-9.30	109.64	120.80
14	4	2122	U	O4'-C1'-N1	9.29	115.63	108.20
13	3	1538	G	C5-C6-N1	-9.28	106.86	111.50
14	4	2117	A	C5-N7-C8	9.27	108.54	103.90
14	4	2168	G	C2-N3-C4	9.27	116.54	111.90
5	p	18	G	C8-N9-C4	9.26	110.10	106.40
5	p	69	C	C5-C4-N4	-9.24	113.73	120.20
14	4	2148	G	C5-N7-C8	9.24	108.92	104.30
5	p	3	G	O4'-C1'-N9	9.24	115.59	108.20
14	4	2104	C	C6-N1-C2	-9.24	116.60	120.30

Continued on next page...

Continued from previous page...

Mol	Chain	Res	Type	Atoms	Z	Observed(°)	Ideal(°)
14	4	2175	C	O4'-C1'-N1	9.24	115.59	108.20
5	p	57	G	N1-C6-O6	9.23	125.44	119.90
5	p	6	A	N1-C2-N3	9.22	133.91	129.30
13	3	1548	A	N7-C8-N9	-9.22	109.19	113.80
5	p	9	A	N1-C6-N6	9.21	124.13	118.60
14	4	2170	A	C6-C5-N7	-9.21	125.85	132.30
5	p	23	A	C6-C5-N7	-9.20	125.86	132.30
14	4	2115	G	O4'-C1'-N9	9.19	115.55	108.20
4	n	41	ARG	N-CA-C	9.17	135.77	111.00
11	1	85	G	N1-C6-O6	9.17	125.40	119.90
11	1	99	U	O4'-C1'-N1	9.17	115.53	108.20
5	p	9	A	O4'-C1'-N9	9.15	115.52	108.20
5	p	17	U	C1'-O4'-C4'	-9.15	102.58	109.90
14	4	2170	A	N1-C2-N3	9.14	133.87	129.30
14	4	2145	C	O4'-C1'-N1	9.13	115.50	108.20
13	3	1544	A	C5-C6-N1	-9.12	113.14	117.70
13	3	1525	A	C5-N7-C8	9.12	108.46	103.90
12	2	1337	G	N1-C6-O6	9.11	125.37	119.90
13	3	1551	A	C5-N7-C8	9.12	108.46	103.90
13	3	1522	A	N1-C2-N3	9.10	133.85	129.30
14	4	2131	U	O4'-C1'-N1	9.10	115.48	108.20
5	p	11	C	C5-C4-N4	-9.08	113.85	120.20
13	3	1530	G	N1-C2-N3	-9.07	118.46	123.90
5	p	62	U	O4'-C1'-N1	9.06	115.45	108.20
14	4	2154	A	N1-C2-N3	9.06	133.83	129.30
12	2	1332	G	N1-C6-O6	9.05	125.33	119.90
5	p	26	A	N9-C4-C5	9.05	109.42	105.80
14	4	2165	C	O4'-C1'-N1	9.05	115.44	108.20
13	3	1521	G	N3-C2-N2	9.05	126.23	119.90
5	p	64	G	C5-C6-N1	-9.04	106.98	111.50
13	3	1549	A	C4-C5-C6	9.04	121.52	117.00
5	p	14	A	O4'-C1'-N9	9.03	115.43	108.20
11	1	110	G	N1-C6-O6	9.03	125.32	119.90
13	3	1546	G	C4-C5-C6	9.03	124.22	118.80
14	4	2191	A	N1-C6-N6	9.03	124.02	118.60
14	4	2155	U	O4'-C1'-N1	9.01	115.41	108.20
14	4	2156	G	C5-C6-N1	-9.01	106.99	111.50
14	4	2167	U	C5-C4-O4	-9.01	120.49	125.90
3	G	36	ALA	CB-CA-C	-9.00	96.61	110.10
14	4	2184	A	N9-C4-C5	9.00	109.40	105.80
12	2	1324	G	N1-C6-O6	8.99	125.30	119.90
11	1	92	U	O4'-C1'-N1	8.98	115.39	108.20

Continued on next page...

Continued from previous page...

Mol	Chain	Res	Type	Atoms	Z	Observed(°)	Ideal(°)
14	4	2173	A	C5-N7-C8	8.98	108.39	103.90
5	p	59	G	O4'-C1'-N9	8.97	115.38	108.20
5	p	69	C	O4'-C1'-N1	8.97	115.38	108.20
13	3	1527	G	C5-C6-O6	-8.97	123.22	128.60
14	4	2149	U	O4'-C1'-N1	8.97	115.38	108.20
12	2	1333	G	P-O3'-C3'	8.96	130.46	119.70
14	4	2108	A	C5-C6-N6	-8.96	116.53	123.70
13	3	1551	A	OP1-P-O3'	8.96	124.91	105.20
14	4	2150	C	C4-C5-C6	-8.96	112.92	117.40
13	3	1521	G	O4'-C1'-N9	8.96	115.36	108.20
5	p	19	G	C5-C6-N1	-8.95	107.02	111.50
14	4	2150	C	C5-C4-N4	-8.95	113.94	120.20
14	4	2111	U	O4'-C1'-N1	8.94	115.35	108.20
14	4	2150	C	C2-N3-C4	-8.94	115.43	119.90
14	4	2183	A	N1-C6-N6	8.93	123.96	118.60
13	3	1555	G	N1-C6-O6	8.93	125.26	119.90
14	4	2153	C	P-O5'-C5'	-8.93	106.61	120.90
13	3	1516	G	N1-C6-O6	8.92	125.25	119.90
14	4	2176	A	C8-N9-C4	-8.92	102.23	105.80
14	4	2182	U	O4'-C1'-N1	8.92	115.33	108.20
14	4	2146	C	N3-C4-N4	8.91	124.24	118.00
5	p	44	G	N3-C4-C5	-8.90	124.15	128.60
11	1	57	C	O4'-C1'-N1	8.90	115.32	108.20
11	1	60	G	N1-C6-O6	8.89	125.23	119.90
13	3	1535	A	C5-C6-N6	-8.89	116.59	123.70
14	4	2103	C	N3-C4-C5	-8.89	118.34	121.90
14	4	2123	G	N1-C6-O6	8.89	125.23	119.90
5	p	26	A	O4'-C1'-N9	8.88	115.30	108.20
14	4	2118	U	N3-C4-C5	-8.87	109.28	114.60
14	4	2135	A	C6-N1-C2	8.86	123.92	118.60
13	3	1519	G	C5-C6-O6	-8.86	123.28	128.60
11	1	80	G	N1-C6-O6	8.86	125.22	119.90
12	2	1334	G	N1-C6-O6	8.84	125.20	119.90
14	4	2111	U	C6-N1-C2	-8.84	115.70	121.00
2	E	126	ARG	NE-CZ-NH2	-8.84	115.88	120.30
14	4	2128	G	C2-N3-C4	8.84	116.32	111.90
14	4	2125	G	N1-C6-O6	8.82	125.19	119.90
14	4	2199	A	C4-C5-N7	-8.82	106.29	110.70
11	1	86	G	C5-C6-O6	-8.80	123.32	128.60
5	p	56	C	N1-C2-O2	8.79	124.17	118.90
14	4	2109	U	O4'-C1'-N1	8.79	115.23	108.20
5	p	34	G	N9-C4-C5	-8.78	101.89	105.40

Continued on next page...

Continued from previous page...

Mol	Chain	Res	Type	Atoms	Z	Observed(°)	Ideal(°)
14	4	2125	G	N3-C2-N2	8.78	126.04	119.90
13	3	1519	G	N1-C2-N3	-8.77	118.64	123.90
11	1	69	C	O4'-C1'-N1	8.77	115.22	108.20
14	4	2168	G	N9-C4-C5	8.77	108.91	105.40
13	3	1540	G	N3-C2-N2	8.76	126.03	119.90
5	p	25	C	C6-N1-C2	-8.76	116.80	120.30
14	4	2193	G	C2-N3-C4	8.76	116.28	111.90
14	4	2147	A	O4'-C1'-N9	8.76	115.21	108.20
11	1	58	G	N1-C6-O6	8.74	125.15	119.90
13	3	1548	A	C6-N1-C2	8.74	123.84	118.60
7	5	208	TYR	CB-CG-CD2	8.74	126.24	121.00
11	1	98	G	N1-C6-O6	8.72	125.14	119.90
13	3	1530	G	N7-C8-N9	8.71	117.46	113.10
5	p	11	C	C4-C5-C6	8.71	121.76	117.40
5	p	14	A	C5-C6-N6	-8.71	116.73	123.70
11	1	68	G	N1-C6-O6	8.71	125.12	119.90
5	p	63	C	N3-C2-O2	8.70	127.99	121.90
12	2	1311	G	N1-C6-O6	8.70	125.12	119.90
5	p	12	U	P-O5'-C5'	8.69	134.81	120.90
13	3	1517	G	C6-C5-N7	-8.69	125.18	130.40
4	n	40	GLN	N-CA-C	-8.69	87.54	111.00
14	4	2098	U	N1-C2-N3	-8.68	109.69	114.90
12	2	1333	G	N1-C6-O6	8.68	125.11	119.90
13	3	1544	A	C8-N9-C4	-8.67	102.33	105.80
13	3	1539	U	O4'-C1'-N1	8.67	115.14	108.20
14	4	2139	U	O4'-C1'-N1	8.67	115.13	108.20
5	p	53	G	O4'-C1'-N9	8.66	115.13	108.20
12	2	1339	G	N1-C6-O6	8.64	125.09	119.90
14	4	2173	A	C8-N9-C4	-8.64	102.34	105.80
14	4	2184	A	C4-C5-N7	-8.62	106.39	110.70
14	4	2133	G	O4'-C1'-N9	8.62	115.10	108.20
14	4	2094	A	N9-C4-C5	8.62	109.25	105.80
13	3	1521	G	N1-C6-O6	8.62	125.07	119.90
14	4	2128	G	N1-C6-O6	8.59	125.05	119.90
1	y	256	ARG	NE-CZ-NH1	8.57	124.58	120.30
14	4	2125	G	N1-C2-N3	-8.56	118.76	123.90
11	1	55	G	N1-C6-O6	8.55	125.03	119.90
5	p	53	G	N7-C8-N9	8.54	117.37	113.10
13	3	1545	A	C5-C6-N1	-8.54	113.43	117.70
5	p	65	U	O4'-C1'-N1	8.54	115.03	108.20
5	p	2	C	O4'-C1'-N1	8.54	115.03	108.20
5	p	45	G	O4'-C1'-N9	8.54	115.03	108.20

Continued on next page...

Continued from previous page...

Mol	Chain	Res	Type	Atoms	Z	Observed(°)	Ideal(°)
11	1	93	G	N1-C6-O6	8.53	125.02	119.90
14	4	2125	G	C5-C6-O6	-8.52	123.49	128.60
14	4	2123	G	N3-C2-N2	8.52	125.86	119.90
13	3	1542	U	C4-C5-C6	-8.52	114.59	119.70
14	4	2104	C	C2-N3-C4	8.51	124.15	119.90
12	2	1315	C	O4'-C1'-N1	8.50	115.00	108.20
13	3	1544	A	N7-C8-N9	8.49	118.05	113.80
14	4	2119	A	N1-C6-N6	8.49	123.69	118.60
14	4	2164	C	C6-N1-C2	8.49	123.69	120.30
14	4	2193	G	C5'-C4'-O4'	8.48	119.28	109.10
13	3	1533	C	N3-C4-C5	-8.47	118.51	121.90
13	3	1542	U	O4'-C1'-N1	8.47	114.98	108.20
5	p	45	G	C6-N1-C2	8.46	130.18	125.10
13	3	1519	G	C2-N3-C4	8.46	116.13	111.90
14	4	2150	C	C5-C6-N1	8.45	125.22	121.00
14	4	2191	A	C6-C5-N7	-8.45	126.38	132.30
13	3	1550	C	O4'-C1'-N1	8.44	114.95	108.20
5	p	57	G	C5-C6-O6	-8.44	123.54	128.60
14	4	2100	G	C6-C5-N7	-8.43	125.34	130.40
13	3	1515	A	N1-C6-N6	8.41	123.65	118.60
14	4	2170	A	N7-C8-N9	8.41	118.01	113.80
14	4	2181	U	C5'-C4'-O4'	8.41	119.19	109.10
5	p	25	C	C5-C4-N4	-8.40	114.32	120.20
5	p	52	A	C8-N9-C4	-8.40	102.44	105.80
13	3	1527	G	N1-C2-N3	-8.39	118.86	123.90
14	4	2168	G	O4'-C1'-N9	8.38	114.90	108.20
1	y	248	TYR	CB-CG-CD1	-8.38	115.97	121.00
13	3	1529	G	C8-N9-C4	-8.37	103.05	106.40
12	2	1331	G	N1-C6-O6	8.37	124.92	119.90
13	3	1551	A	O3'-P-O5'	8.37	119.90	104.00
13	3	1548	A	N9-C4-C5	-8.35	102.46	105.80
14	4	2178	C	C2-N3-C4	8.35	124.07	119.90
14	4	2112	G	C5-C6-O6	-8.34	123.59	128.60
14	4	2186	G	N7-C8-N9	-8.34	108.93	113.10
7	5	71	ARG	NE-CZ-NH1	8.34	124.47	120.30
11	1	112	U	O4'-C1'-N1	8.33	114.86	108.20
1	y	367	ASP	CB-CG-OD1	8.33	125.79	118.30
14	4	2116	G	C2-N3-C4	-8.33	107.74	111.90
5	p	36	C	O4'-C1'-N1	8.32	114.86	108.20
5	p	30	C	O4'-C1'-N1	8.32	114.86	108.20
5	p	16	U	P-O3'-C3'	8.31	129.67	119.70
11	1	97	C	O4'-C1'-N1	8.31	114.84	108.20

Continued on next page...

Continued from previous page...

Mol	Chain	Res	Type	Atoms	Z	Observed(°)	Ideal(°)
5	p	10	G	C4-C5-C6	8.30	123.78	118.80
14	4	2105	U	C4-C5-C6	8.29	124.67	119.70
5	p	57	G	P-O3'-C3'	8.26	129.61	119.70
14	4	2159	G	C5-C6-O6	-8.26	123.64	128.60
14	4	2147	A	C4-C5-C6	8.26	121.13	117.00
13	3	1523	U	C5-C6-N1	8.26	126.83	122.70
5	p	63	C	C2-N3-C4	8.25	124.03	119.90
11	1	109	C	O4'-C1'-N1	8.25	114.80	108.20
14	4	2153	C	N3-C4-C5	-8.24	118.60	121.90
13	3	1531	C	C6-N1-C2	-8.24	117.00	120.30
14	4	2178	C	C6-N1-C2	8.24	123.59	120.30
14	4	2156	G	C5-N7-C8	8.24	108.42	104.30
5	p	28	G	C8-N9-C4	-8.23	103.11	106.40
11	1	54	G	N1-C6-O6	8.23	124.84	119.90
11	1	81	G	C5-C6-O6	-8.22	123.67	128.60
11	1	105	C	O4'-C1'-N1	8.22	114.77	108.20
14	4	2155	U	N3-C4-O4	8.21	125.14	119.40
11	1	88	G	N1-C6-O6	8.20	124.82	119.90
5	p	11	C	C6-N1-C2	8.19	123.58	120.30
5	p	8	U	O4'-C1'-N1	8.19	114.75	108.20
14	4	2111	U	N3-C4-C5	-8.18	109.69	114.60
14	4	2115	G	N1-C2-N3	-8.17	119.00	123.90
14	4	2145	C	N3-C4-N4	8.16	123.71	118.00
5	p	64	G	C6-N1-C2	8.15	129.99	125.10
12	2	1341	G	N1-C6-O6	8.14	124.78	119.90
13	3	1531	C	O4'-C1'-N1	8.14	114.71	108.20
14	4	2199	A	C5-N7-C8	8.12	107.96	103.90
13	3	1525	A	C5-C6-N6	-8.12	117.21	123.70
14	4	2173	A	C5-C6-N1	-8.12	113.64	117.70
14	4	2149	U	N1-C2-O2	8.11	128.48	122.80
14	4	2152	G	N1-C2-N3	-8.10	119.04	123.90
5	p	12	U	O4'-C1'-N1	8.10	114.68	108.20
5	p	73	U	O4'-C1'-N1	8.10	114.68	108.20
14	4	2165	C	C3'-C2'-C1'	8.10	107.98	101.50
13	3	1540	G	C5-C6-O6	-8.08	123.75	128.60
14	4	2179	C	N1-C2-N3	-8.07	113.55	119.20
14	4	2183	A	C4-C5-C6	8.07	121.03	117.00
12	2	1319	C	O4'-C1'-N1	8.07	114.66	108.20
5	p	46	G	N1-C6-O6	8.06	124.74	119.90
2	E	127	PHE	CB-CG-CD1	-8.05	115.17	120.80
13	3	1549	A	C5-N7-C8	8.04	107.92	103.90
14	4	2116	G	N3-C4-C5	8.03	132.61	128.60

Continued on next page...

Continued from previous page...

Mol	Chain	Res	Type	Atoms	Z	Observed(°)	Ideal(°)
12	2	1338	G	C5-C6-O6	-8.03	123.78	128.60
1	y	233	PHE	CB-CG-CD1	8.02	126.41	120.80
5	p	6	A	C5-N7-C8	8.01	107.91	103.90
14	4	2118	U	N3-C4-O4	8.01	125.01	119.40
5	p	64	G	N1-C6-O6	8.01	124.70	119.90
14	4	2134	A	C5-C6-N6	-8.01	117.30	123.70
11	1	66	C	O4'-C1'-N1	8.00	114.60	108.20
5	p	56	C	O4'-C1'-N1	8.00	114.60	108.20
14	4	2169	A	N1-C6-N6	7.99	123.40	118.60
14	4	2117	A	N9-C4-C5	7.99	109.00	105.80
14	4	2118	U	C6-N1-C2	-7.99	116.21	121.00
14	4	2105	U	O4'-C4'-C3'	-7.98	96.02	104.00
11	1	77	G	C5-C6-O6	-7.98	123.81	128.60
13	3	1544	A	O4'-C1'-N9	7.98	114.58	108.20
14	4	2092	U	O4'-C1'-N1	7.97	114.58	108.20
14	4	2163	A	C5-N7-C8	7.97	107.89	103.90
13	3	1529	G	C5-N7-C8	-7.96	100.32	104.30
14	4	2168	G	N7-C8-N9	-7.96	109.12	113.10
11	1	106	C	O4'-C1'-N1	7.96	114.57	108.20
5	p	4	G	C5-C6-O6	-7.96	123.83	128.60
13	3	1517	G	O4'-C1'-N9	7.96	114.56	108.20
14	4	2102	G	C4-C5-C6	7.95	123.57	118.80
14	4	2159	G	C4-C5-C6	7.95	123.57	118.80
14	4	2179	C	O4'-C1'-N1	7.95	114.56	108.20
5	p	9	A	C5-N7-C8	7.95	107.87	103.90
5	p	54	U	O4'-C1'-N1	7.95	114.56	108.20
14	4	2110	G	C2-N3-C4	-7.94	107.93	111.90
14	4	2097	A	N7-C8-N9	7.93	117.76	113.80
14	4	2102	G	C5-C6-N1	-7.92	107.54	111.50
14	4	2103	C	C5-C4-N4	-7.92	114.66	120.20
5	p	27	C	N1-C2-O2	-7.92	114.15	118.90
5	p	52	A	N9-C4-C5	7.91	108.97	105.80
14	4	2135	A	C5-C6-N1	-7.91	113.75	117.70
5	p	60	U	O4'-C1'-N1	7.89	114.51	108.20
5	p	75	C	O4'-C1'-N1	7.89	114.51	108.20
14	4	2162	G	N3-C4-N9	7.89	130.73	126.00
14	4	2167	U	C4-C5-C6	7.88	124.43	119.70
13	3	1548	A	C6-C5-N7	-7.88	126.78	132.30
5	p	48	C	N3-C4-C5	-7.88	118.75	121.90
5	p	36	C	N3-C4-N4	7.88	123.51	118.00
14	4	2148	G	C4-C5-N7	-7.87	107.65	110.80
14	4	2105	U	N3-C4-C5	-7.87	109.88	114.60

Continued on next page...

Continued from previous page...

Mol	Chain	Res	Type	Atoms	Z	Observed(°)	Ideal(°)
14	4	2183	A	C2-N3-C4	7.86	114.53	110.60
5	p	48	C	C6-N1-C2	-7.85	117.16	120.30
5	p	25	C	O4'-C1'-N1	7.84	114.47	108.20
14	4	2154	A	C5-C6-N6	-7.84	117.43	123.70
14	4	2107	G	C8-N9-C4	-7.84	103.27	106.40
5	p	53	G	C8-N9-C4	-7.83	103.27	106.40
1	y	67	PHE	CB-CG-CD1	-7.83	115.32	120.80
13	3	1549	A	C6-N1-C2	7.83	123.30	118.60
12	2	1323	C	O4'-C1'-N1	7.83	114.46	108.20
14	4	2108	A	C2-N3-C4	-7.82	106.69	110.60
1	y	64	PHE	CB-CG-CD2	-7.82	115.33	120.80
5	p	73	U	C2-N1-C1'	7.82	127.08	117.70
14	4	2173	A	C4-C5-C6	7.82	120.91	117.00
11	1	61	C	O4'-C1'-N1	7.81	114.45	108.20
5	p	26	A	N3-C4-C5	-7.81	121.33	126.80
14	4	2173	A	N1-C2-N3	-7.81	125.39	129.30
14	4	2193	G	N1-C2-N3	-7.81	119.21	123.90
11	1	108	G	C5-C6-O6	-7.81	123.92	128.60
14	4	2096	C	N3-C4-C5	-7.81	118.78	121.90
14	4	2126	A	C5-N7-C8	7.81	107.80	103.90
11	1	85	G	C5-C6-O6	-7.80	123.92	128.60
14	4	2097	A	C5-N7-C8	-7.80	100.00	103.90
5	p	69	C	P-O3'-C3'	7.79	129.05	119.70
5	p	28	G	C5-C6-O6	-7.79	123.92	128.60
13	3	1524	G	C5-C6-N1	-7.79	107.60	111.50
5	p	48	C	C5-C4-N4	-7.79	114.75	120.20
5	p	40	G	C4-C5-N7	-7.78	107.69	110.80
14	4	2183	A	N3-C4-C5	-7.78	121.36	126.80
14	4	2133	G	C1'-O4'-C4'	-7.76	103.69	109.90
1	y	294	PHE	CB-CG-CD2	-7.76	115.37	120.80
5	p	51	G	C8-N9-C4	7.76	109.50	106.40
14	4	2193	G	O4'-C1'-N9	7.76	114.41	108.20
14	4	2092	U	N1-C2-N3	7.76	119.55	114.90
14	4	2140	G	C5-C6-O6	-7.75	123.95	128.60
14	4	2104	C	C2-N1-C1'	7.75	127.33	118.80
14	4	2137	U	C5'-C4'-O4'	7.75	118.40	109.10
5	p	10	G	C8-N9-C4	-7.75	103.30	106.40
14	4	2160	C	N3-C4-C5	-7.75	118.80	121.90
5	p	24	G	C4-C5-N7	-7.74	107.70	110.80
13	3	1545	A	O4'-C1'-N9	7.74	114.39	108.20
2	E	96	ILE	CB-CA-C	-7.72	96.16	111.60
5	p	19	G	P-O3'-C3'	7.71	128.95	119.70

Continued on next page...

Continued from previous page...

Mol	Chain	Res	Type	Atoms	Z	Observed(°)	Ideal(°)
13	3	1529	G	C6-C5-N7	-7.71	125.78	130.40
5	p	13	C	O4'-C1'-N1	7.71	114.36	108.20
14	4	2151	U	C5-C6-N1	-7.70	118.85	122.70
5	p	66	U	C2-N3-C4	-7.70	122.38	127.00
12	2	1317	G	N1-C6-O6	7.69	124.52	119.90
14	4	2180	U	N3-C2-O2	-7.68	116.82	122.20
14	4	2197	U	C2-N3-C4	7.68	131.61	127.00
5	p	6	A	C5-C6-N1	-7.67	113.86	117.70
5	p	64	G	P-O3'-C3'	-7.67	110.50	119.70
14	4	2145	C	C6-N1-C2	7.67	123.37	120.30
11	1	79	C	O4'-C1'-N1	7.65	114.32	108.20
14	4	2167	U	N3-C2-O2	7.65	127.56	122.20
14	4	2111	U	N3-C4-O4	7.64	124.75	119.40
13	3	1551	A	N7-C8-N9	-7.63	109.98	113.80
5	p	27	C	N3-C4-C5	-7.62	118.85	121.90
14	4	2138	G	O4'-C1'-N9	7.62	114.30	108.20
14	4	2146	C	N1-C2-O2	7.62	123.47	118.90
5	p	49	G	N3-C2-N2	7.62	125.23	119.90
13	3	1541	C	C6-N1-C2	7.62	123.35	120.30
14	4	2138	G	N3-C4-C5	-7.61	124.79	128.60
11	1	110	G	C5-C6-O6	-7.61	124.04	128.60
14	4	2110	G	C5-C6-N1	-7.60	107.70	111.50
5	p	37	A	O4'-C1'-N9	7.59	114.27	108.20
14	4	2127	G	C5'-C4'-O4'	7.59	118.21	109.10
14	4	2097	A	N9-C4-C5	7.58	108.83	105.80
14	4	2151	U	N3-C4-C5	-7.57	110.06	114.60
13	3	1530	G	N3-C2-N2	7.57	125.20	119.90
14	4	2138	G	C4'-C3'-C2'	-7.57	95.03	102.60
2	E	92	HIS	C-N-CA	7.57	140.62	121.70
12	2	1330	C	O4'-C1'-N1	7.57	114.25	108.20
5	p	42	C	O4'-C4'-C3'	-7.57	96.44	104.00
5	p	76	A	C6-C5-N7	-7.57	127.00	132.30
13	3	1537	G	N1-C2-N3	-7.57	119.36	123.90
13	3	1530	G	N3-C4-C5	7.56	132.38	128.60
14	4	2095	A	O4'-C1'-N9	7.56	114.25	108.20
3	G	34	PHE	N-CA-CB	7.55	124.20	110.60
5	p	45	G	C5-C6-N1	-7.55	107.72	111.50
5	p	32	U	N1-C2-N3	7.55	119.43	114.90
5	p	25	C	C5-C6-N1	7.55	124.78	121.00
14	4	2147	A	C5-N7-C8	7.55	107.67	103.90
14	4	2158	A	C4-C5-C6	7.55	120.78	117.00
14	4	2147	A	C6-N1-C2	7.54	123.13	118.60

Continued on next page...

Continued from previous page...

Mol	Chain	Res	Type	Atoms	Z	Observed(°)	Ideal(°)
13	3	1521	G	C5-C6-O6	-7.54	124.08	128.60
14	4	2106	U	C4-C5-C6	7.54	124.22	119.70
14	4	2181	U	N3-C2-O2	7.53	127.47	122.20
5	p	55	U	O4'-C1'-N1	7.52	114.22	108.20
12	2	1337	G	C5-C6-O6	-7.52	124.09	128.60
14	4	2096	C	O4'-C1'-N1	7.52	114.22	108.20
5	p	68	C	C5'-C4'-O4'	7.52	118.12	109.10
5	p	53	G	C5-C6-O6	-7.51	124.09	128.60
5	p	50	C	C6-N1-C2	7.51	123.31	120.30
14	4	2164	C	C1'-O4'-C4'	-7.51	103.89	109.90
3	G	41	THR	CA-CB-CG2	-7.50	101.90	112.40
13	3	1543	G	C5-C6-N1	-7.50	107.75	111.50
5	p	17	U	N3-C2-O2	7.50	127.45	122.20
14	4	2114	A	C8-N9-C4	-7.50	102.80	105.80
5	p	38	A	N7-C8-N9	-7.49	110.05	113.80
14	4	2193	G	N1-C6-O6	7.49	124.40	119.90
14	4	2098	U	C2-N3-C4	7.49	131.50	127.00
13	3	1555	G	C5-C6-O6	-7.49	124.11	128.60
5	p	32	U	C2-N3-C4	-7.48	122.51	127.00
14	4	2093	G	C4'-C3'-C2'	-7.48	95.12	102.60
14	4	2187	U	O4'-C1'-N1	7.48	114.18	108.20
11	1	82	U	O4'-C1'-N1	7.48	114.18	108.20
14	4	2183	A	C4-C5-N7	-7.48	106.96	110.70
14	4	2194	U	O4'-C1'-N1	7.48	114.18	108.20
13	3	1550	C	C5-C6-N1	7.48	124.74	121.00
14	4	2163	A	O4'-C1'-N9	7.47	114.18	108.20
5	p	38	A	O4'-C1'-N9	7.46	114.17	108.20
2	E	86	THR	N-CA-CB	7.46	124.48	110.30
5	p	17	U	O4'-C1'-C2'	7.46	114.31	107.60
11	1	60	G	C5-C6-O6	-7.46	124.13	128.60
14	4	2096	C	C5-C4-N4	-7.45	114.98	120.20
13	3	1550	C	N3-C2-O2	7.45	127.11	121.90
4	n	99	ALA	C-N-CA	-7.44	106.67	122.30
11	1	76	C	O4'-C1'-N1	7.44	114.16	108.20
7	5	72	SER	N-CA-CB	7.44	121.66	110.50
12	2	1335	C	O4'-C1'-N1	7.44	114.15	108.20
11	1	80	G	C5-C6-O6	-7.44	124.14	128.60
13	3	1526	C	N3-C4-N4	7.43	123.20	118.00
5	p	19	G	C6-N1-C2	7.42	129.55	125.10
14	4	2144	G	N1-C2-N3	-7.42	119.45	123.90
5	p	26	A	C5-C6-N1	-7.41	114.00	117.70
11	1	70	G	C5-C6-O6	-7.40	124.16	128.60

Continued on next page...

Continued from previous page...

Mol	Chain	Res	Type	Atoms	Z	Observed(°)	Ideal(°)
5	p	5	G	C4-C5-N7	7.39	113.75	110.80
14	4	2190	G	N1-C2-N3	-7.39	119.47	123.90
14	4	2121	G	C5-C6-O6	-7.38	124.17	128.60
5	p	69	C	C5-C6-N1	7.38	124.69	121.00
5	p	18	G	C6-N1-C2	7.37	129.52	125.10
14	4	2116	G	C1'-O4'-C4'	-7.36	104.02	109.90
13	3	1531	C	C2-N3-C4	-7.35	116.22	119.90
1	y	251	ARG	NE-CZ-NH2	-7.35	116.62	120.30
1	y	300	TRP	CB-CG-CD2	7.34	136.14	126.60
5	p	20	U	N3-C4-O4	7.34	124.54	119.40
14	4	2117	A	C4-C5-C6	7.34	120.67	117.00
14	4	2184	A	C2-N3-C4	7.34	114.27	110.60
12	2	1336	A	O4'-C1'-N9	7.33	114.07	108.20
1	y	255	ARG	N-CA-CB	7.33	123.80	110.60
5	p	11	C	O4'-C1'-N1	7.33	114.07	108.20
7	5	1	MET	CG-SD-CE	-7.33	88.47	100.20
14	4	2118	U	O4'-C1'-N1	7.33	114.06	108.20
13	3	1524	G	C5-C6-O6	-7.33	124.20	128.60
14	4	2177	C	N3-C4-C5	-7.33	118.97	121.90
14	4	2130	U	C5'-C4'-O4'	7.32	117.88	109.10
13	3	1528	A	C5-C6-N6	-7.32	117.85	123.70
13	3	1533	C	C2-N3-C4	7.32	123.56	119.90
14	4	2159	G	C5-C6-N1	-7.30	107.85	111.50
14	4	2149	U	N1-C2-N3	-7.30	110.52	114.90
14	4	2108	A	C6-N1-C2	7.29	122.97	118.60
14	4	2164	C	N1-C2-O2	7.29	123.27	118.90
14	4	2190	G	C4-N9-C1'	-7.29	117.03	126.50
14	4	2148	G	P-O3'-C3'	7.29	128.44	119.70
14	4	2146	C	C3'-C2'-C1'	7.28	107.32	101.50
5	p	48	C	C5-C6-N1	7.26	124.63	121.00
14	4	2174	C	O4'-C1'-N1	7.25	114.00	108.20
5	p	13	C	P-O3'-C3'	-7.25	111.00	119.70
11	1	52	A	C4-C5-C6	7.24	120.62	117.00
14	4	2178	C	C2-N1-C1'	7.23	126.76	118.80
13	3	1523	U	O4'-C1'-N1	7.22	113.98	108.20
14	4	2156	G	C6-N1-C2	7.22	129.43	125.10
14	4	2116	G	N3-C2-N2	7.22	124.95	119.90
12	2	1310	G	C5-C6-O6	-7.21	124.28	128.60
14	4	2114	A	C6-C5-N7	-7.20	127.26	132.30
13	3	1523	U	C3'-C2'-C1'	7.20	107.26	101.50
12	2	1324	G	C5-C6-O6	-7.19	124.28	128.60
5	p	5	G	N3-C4-C5	7.19	132.20	128.60

Continued on next page...

Continued from previous page...

Mol	Chain	Res	Type	Atoms	Z	Observed(°)	Ideal(°)
13	3	1545	A	C6-C5-N7	-7.19	127.27	132.30
5	p	39	G	P-O3'-C3'	-7.19	111.07	119.70
14	4	2145	C	P-O5'-C5'	7.18	132.40	120.90
5	p	7	A	C6-N1-C2	7.18	122.91	118.60
5	p	56	C	N3-C4-N4	7.18	123.02	118.00
7	5	101	ALA	CB-CA-C	-7.18	99.33	110.10
11	1	107	G	C5-C6-O6	-7.18	124.29	128.60
14	4	2140	G	C5-C6-N1	7.17	115.09	111.50
11	1	96	C	O4'-C1'-N1	7.16	113.93	108.20
7	5	74	ARG	NE-CZ-NH2	-7.16	116.72	120.30
14	4	2142	A	P-O5'-C5'	-7.15	109.47	120.90
5	p	51	G	N1-C2-N3	-7.14	119.61	123.90
13	3	1545	A	C5-C6-N6	-7.14	117.99	123.70
11	1	89	A	O4'-C1'-N9	7.14	113.91	108.20
14	4	2181	U	C6-N1-C2	7.13	125.28	121.00
14	4	2193	G	N9-C4-C5	7.13	108.25	105.40
14	4	2127	G	C6-C5-N7	-7.12	126.13	130.40
14	4	2168	G	C8-N9-C4	-7.12	103.55	106.40
5	p	58	A	N3-C4-C5	-7.12	121.82	126.80
14	4	2173	A	N3-C4-C5	-7.11	121.82	126.80
13	3	1551	A	C2-N3-C4	-7.10	107.05	110.60
12	2	1309	G	C5-C6-O6	-7.10	124.34	128.60
14	4	2132	U	C1'-O4'-C4'	-7.10	104.22	109.90
2	E	105	SER	N-CA-CB	7.09	121.14	110.50
14	4	2152	G	C8-N9-C4	-7.09	103.57	106.40
5	p	52	A	C4-C5-C6	7.08	120.54	117.00
5	p	61	C	C6-N1-C2	-7.08	117.47	120.30
13	3	1532	A	C5-C6-N6	-7.08	118.03	123.70
14	4	2180	U	C4'-C3'-C2'	-7.08	95.52	102.60
5	p	72	C	C5-C6-N1	7.07	124.54	121.00
12	2	1332	G	C5-C6-O6	-7.07	124.36	128.60
5	p	6	A	P-O3'-C3'	7.07	128.18	119.70
14	4	2158	A	O4'-C1'-N9	7.07	113.85	108.20
5	p	50	C	O4'-C1'-N1	7.07	113.85	108.20
11	1	59	U	O4'-C1'-N1	7.07	113.85	108.20
14	4	2092	U	C6-N1-C2	-7.06	116.76	121.00
5	p	43	G	C5-C6-O6	-7.06	124.37	128.60
13	3	1540	G	N1-C2-N3	-7.06	119.67	123.90
13	3	1524	G	O4'-C1'-N9	7.05	113.84	108.20
11	1	90	U	O4'-C1'-N1	7.05	113.84	108.20
1	y	352	PHE	CB-CG-CD1	-7.04	115.87	120.80
4	n	99	ALA	CA-C-N	-7.04	102.12	116.20

Continued on next page...

Continued from previous page...

Mol	Chain	Res	Type	Atoms	Z	Observed(°)	Ideal(°)
11	1	78	U	O4'-C1'-N1	7.04	113.83	108.20
13	3	1524	G	C6-N1-C2	7.04	129.32	125.10
14	4	2161	C	N3-C4-N4	7.04	122.92	118.00
14	4	2100	G	N7-C8-N9	7.03	116.61	113.10
14	4	2126	A	C6-N1-C2	7.02	122.81	118.60
13	3	1525	A	C4-C5-N7	-7.01	107.19	110.70
14	4	2100	G	P-O5'-C5'	-7.01	109.67	120.90
5	p	26	A	C5-C6-N6	-7.01	118.09	123.70
13	3	1516	G	C5-C6-O6	-7.01	124.39	128.60
5	p	51	G	N7-C8-N9	-7.01	109.59	113.10
14	4	2106	U	N3-C4-C5	-7.01	110.39	114.60
5	p	9	A	N3-C4-C5	-7.00	121.90	126.80
14	4	2107	G	C4-C5-C6	-7.00	114.60	118.80
14	4	2164	C	P-O3'-C3'	7.00	128.10	119.70
1	y	22	ARG	NE-CZ-NH1	6.98	123.79	120.30
14	4	2191	A	N3-C4-C5	-6.97	121.92	126.80
14	4	2115	G	C2-N3-C4	6.97	115.39	111.90
5	p	53	G	N1-C6-O6	6.97	124.08	119.90
5	p	50	C	C1'-O4'-C4'	6.96	115.47	109.90
14	4	2152	G	N3-C2-N2	6.95	124.77	119.90
5	p	32	U	C6-N1-C2	-6.95	116.83	121.00
14	4	2142	A	C5-C6-N1	-6.95	114.22	117.70
14	4	2123	G	N1-C2-N3	-6.95	119.73	123.90
12	2	1322	A	O4'-C1'-N9	6.93	113.75	108.20
5	p	29	A	C6-C5-N7	-6.93	127.45	132.30
5	p	17	U	N1-C2-N3	-6.92	110.75	114.90
7	5	7	ARG	NE-CZ-NH2	-6.92	116.84	120.30
13	3	1520	U	N1-C2-O2	-6.91	117.96	122.80
14	4	2199	A	N1-C2-N3	6.90	132.75	129.30
1	y	47	ALA	N-CA-CB	6.90	119.76	110.10
14	4	2156	G	N3-C2-N2	6.90	124.73	119.90
4	n	38	LEU	N-CA-C	6.90	129.62	111.00
13	3	1516	G	O4'-C1'-N9	6.89	113.72	108.20
13	3	1530	G	N3-C4-N9	-6.89	121.86	126.00
13	3	1556	C	O4'-C1'-N1	6.89	113.72	108.20
14	4	2095	A	C5-C6-N1	-6.89	114.25	117.70
1	y	298	THR	N-CA-CB	6.89	123.39	110.30
1	y	315	PRO	C-N-CA	6.89	138.92	121.70
5	p	10	G	N1-C6-O6	6.89	124.03	119.90
11	1	67	U	O4'-C1'-N1	6.89	113.71	108.20
11	1	75	G	C5-C6-O6	-6.88	124.47	128.60
14	4	2141	G	C5'-C4'-O4'	6.88	117.36	109.10

Continued on next page...

Continued from previous page...

Mol	Chain	Res	Type	Atoms	Z	Observed(°)	Ideal(°)
13	3	1527	G	N9-C4-C5	6.88	108.15	105.40
13	3	1525	A	C4-C5-C6	6.88	120.44	117.00
5	p	44	G	C5'-C4'-O4'	6.88	117.35	109.10
13	3	1543	G	C6-C5-N7	-6.87	126.28	130.40
1	y	47	ALA	CB-CA-C	-6.87	99.79	110.10
13	3	1537	G	C5-C6-N1	-6.87	108.06	111.50
5	p	12	U	N1-C2-N3	-6.87	110.78	114.90
14	4	2107	G	N7-C8-N9	6.87	116.53	113.10
13	3	1529	G	O4'-C1'-N9	6.85	113.68	108.20
13	3	1538	G	N1-C2-N3	-6.84	119.80	123.90
14	4	2186	G	O4'-C1'-N9	6.84	113.67	108.20
5	p	54	U	N3-C2-O2	6.84	126.99	122.20
13	3	1542	U	N1-C2-O2	-6.84	118.01	122.80
13	3	1519	G	C4-C5-C6	6.83	122.90	118.80
1	y	327	PHE	CB-CG-CD2	6.83	125.58	120.80
1	y	380	TYR	CG-CD2-CE2	6.83	126.76	121.30
14	4	2101	A	N1-C2-N3	6.82	132.71	129.30
14	4	2138	G	N1-C6-O6	6.82	123.99	119.90
3	G	48	SER	N-CA-CB	6.82	120.73	110.50
5	p	29	A	C8-N9-C4	-6.81	103.08	105.80
14	4	2142	A	C4-C5-C6	6.81	120.40	117.00
14	4	2095	A	C6-C5-N7	-6.80	127.54	132.30
5	p	31	C	N3-C4-C5	-6.80	119.18	121.90
13	3	1549	A	C4-C5-N7	-6.79	107.30	110.70
13	3	1517	G	N3-C2-N2	6.79	124.65	119.90
14	4	2171	A	P-O5'-C5'	6.79	131.76	120.90
1	y	440	GLY	CA-C-O	-6.78	108.39	120.60
11	1	98	G	C5-C6-O6	-6.78	124.53	128.60
12	2	1311	G	C5-C6-O6	-6.78	124.53	128.60
13	3	1552	A	C4-C5-C6	6.78	120.39	117.00
1	y	45	ASP	N-CA-CB	6.77	122.79	110.60
14	4	2120	G	C5-N7-C8	-6.77	100.91	104.30
5	p	5	G	N9-C4-C5	-6.77	102.69	105.40
12	2	1333	G	C5-C6-O6	-6.77	124.54	128.60
14	4	2140	G	C8-N9-C4	-6.77	103.69	106.40
13	3	1540	G	P-O3'-C3'	-6.76	111.58	119.70
14	4	2170	A	N3-C4-C5	-6.76	122.07	126.80
13	3	1538	G	N3-C2-N2	6.76	124.63	119.90
14	4	2169	A	C5-C6-N1	-6.76	114.32	117.70
14	4	2133	G	C6-C5-N7	-6.76	126.34	130.40
14	4	2127	G	C6-N1-C2	-6.75	121.05	125.10
14	4	2146	C	O4'-C1'-N1	6.75	113.60	108.20

Continued on next page...

Continued from previous page...

Mol	Chain	Res	Type	Atoms	Z	Observed(°)	Ideal(°)
5	p	15	G	C5-C6-N1	-6.75	108.12	111.50
12	2	1339	G	C5-C6-O6	-6.75	124.55	128.60
11	1	56	A	C5-C6-N6	-6.75	118.30	123.70
14	4	2152	G	C5'-C4'-O4'	6.75	117.20	109.10
14	4	2195	U	O4'-C1'-N1	6.74	113.59	108.20
14	4	2094	A	N3-C4-C5	-6.72	122.10	126.80
14	4	2185	U	N3-C4-O4	-6.72	114.70	119.40
3	G	34	PHE	CB-CG-CD2	-6.72	116.10	120.80
14	4	2102	G	O4'-C1'-N9	6.71	113.57	108.20
14	4	2108	A	O4'-C1'-N9	6.71	113.57	108.20
14	4	2164	C	O4'-C1'-N1	6.71	113.57	108.20
11	1	96	C	N3-C4-N4	6.71	122.70	118.00
14	4	2179	C	C2-N3-C4	6.71	123.25	119.90
12	2	1313	U	C2-N1-C1'	6.71	125.75	117.70
14	4	2163	A	N1-C6-N6	6.70	122.62	118.60
14	4	2108	A	N1-C2-N3	-6.70	125.95	129.30
5	p	47	U	C4-C5-C6	6.69	123.71	119.70
14	4	2169	A	C4-C5-N7	-6.69	107.36	110.70
5	p	12	U	N3-C4-O4	6.69	124.08	119.40
14	4	2100	G	C8-N9-C4	-6.68	103.73	106.40
1	y	424	MET	N-CA-CB	6.68	122.62	110.60
5	p	57	G	N1-C2-N3	-6.68	119.89	123.90
13	3	1527	G	C8-N9-C4	-6.68	103.73	106.40
12	2	1310	G	O4'-C1'-N9	6.68	113.54	108.20
14	4	2153	C	O4'-C1'-N1	6.68	113.54	108.20
14	4	2104	C	C5-C4-N4	-6.67	115.53	120.20
2	E	89	GLU	N-CA-CB	6.66	122.58	110.60
11	1	99	U	C2-N1-C1'	6.66	125.69	117.70
13	3	1546	G	N3-C4-C5	-6.65	125.28	128.60
14	4	2164	C	C6-N1-C1'	-6.65	112.82	120.80
14	4	2113	U	O4'-C1'-N1	6.65	113.52	108.20
14	4	2178	C	C4-C5-C6	6.64	120.72	117.40
5	p	39	G	N1-C2-N2	-6.64	110.23	116.20
13	3	1529	G	N7-C8-N9	6.64	116.42	113.10
3	G	63	PHE	CB-CG-CD1	6.62	125.44	120.80
5	p	19	G	N3-C4-C5	-6.62	125.29	128.60
5	p	1	G	C4'-C3'-C2'	-6.62	95.98	102.60
14	4	2183	A	N7-C8-N9	6.62	117.11	113.80
5	p	70	C	N1-C2-O2	6.62	122.87	118.90
14	4	2186	G	N1-C2-N2	6.62	122.16	116.20
5	p	71	G	C4-C5-N7	6.62	113.45	110.80
14	4	2101	A	N1-C6-N6	6.61	122.57	118.60

Continued on next page...

Continued from previous page...

Mol	Chain	Res	Type	Atoms	Z	Observed(°)	Ideal(°)
14	4	2146	C	C6-N1-C2	6.61	122.95	120.30
4	n	17	ALA	N-CA-CB	6.61	119.35	110.10
5	p	52	A	C5-C6-N6	-6.61	118.41	123.70
12	2	1326	U	O4'-C1'-N1	6.61	113.48	108.20
5	p	73	U	C6-N1-C1'	-6.60	111.96	121.20
13	3	1533	C	C5-C4-N4	6.60	124.82	120.20
13	3	1534	U	O4'-C1'-N1	6.60	113.48	108.20
13	3	1543	G	C5-C6-O6	-6.60	124.64	128.60
5	p	23	A	N1-C2-N3	6.60	132.60	129.30
13	3	1529	G	N3-C4-C5	-6.60	125.30	128.60
14	4	2165	C	P-O3'-C3'	6.60	127.62	119.70
13	3	1517	G	N7-C8-N9	6.59	116.40	113.10
5	p	46	G	C5-C6-O6	-6.59	124.64	128.60
5	p	32	U	C4-C5-C6	6.58	123.65	119.70
14	4	2162	G	N1-C2-N3	-6.58	119.95	123.90
5	p	63	C	O5'-P-OP2	-6.56	99.79	105.70
1	y	8	ASP	CB-CA-C	6.56	123.52	110.40
14	4	2185	U	C5-C6-N1	6.56	125.98	122.70
5	p	27	C	N3-C2-O2	6.56	126.49	121.90
5	p	20	U	C5-C4-O4	-6.55	121.97	125.90
1	y	236	PHE	CG-CD1-CE1	-6.54	113.61	120.80
5	p	18	G	N7-C8-N9	-6.53	109.84	113.10
14	4	2190	G	C8-N9-C1'	6.53	135.48	127.00
1	y	243	ARG	NE-CZ-NH2	6.52	123.56	120.30
12	2	1314	C	O4'-C1'-N1	6.52	113.42	108.20
13	3	1518	C	N3-C4-C5	-6.52	119.29	121.90
5	p	29	A	C4-C5-C6	6.52	120.26	117.00
5	p	4	G	N1-C6-O6	6.52	123.81	119.90
13	3	1547	C	O4'-C1'-N1	6.52	113.42	108.20
13	3	1549	A	C2-N3-C4	-6.52	107.34	110.60
2	E	83	ILE	CB-CA-C	-6.51	98.57	111.60
5	p	49	G	N3-C4-C5	-6.51	125.34	128.60
5	p	73	U	N3-C4-C5	-6.51	110.69	114.60
1	y	300	TRP	CB-CG-CD1	-6.51	118.54	127.00
11	1	53	A	C4-C5-C6	6.51	120.25	117.00
11	1	93	G	C5-C6-O6	-6.51	124.69	128.60
14	4	2127	G	C4-C5-C6	6.51	122.70	118.80
11	1	58	G	C5-C6-O6	-6.51	124.70	128.60
11	1	95	A	C5-C6-N6	-6.50	118.50	123.70
14	4	2148	G	C6-C5-N7	-6.50	126.50	130.40
2	E	114	ILE	CB-CA-C	6.49	124.59	111.60
11	1	74	A	C4-C5-C6	6.49	120.25	117.00

Continued on next page...

Continued from previous page...

Mol	Chain	Res	Type	Atoms	Z	Observed(°)	Ideal(°)
7	5	94	LEU	N-CA-CB	6.49	123.38	110.40
14	4	2102	G	C6-C5-N7	-6.49	126.51	130.40
14	4	2096	C	C4-C5-C6	6.49	120.64	117.40
11	1	113	U	O4'-C1'-N1	6.49	113.39	108.20
14	4	2114	A	C6-N1-C2	6.49	122.49	118.60
5	p	21	A	O4'-C1'-N9	6.48	113.39	108.20
14	4	2120	G	N3-C4-N9	-6.47	122.12	126.00
14	4	2154	A	P-O3'-C3'	6.47	127.47	119.70
14	4	2098	U	N3-C4-C5	-6.47	110.72	114.60
11	1	95	A	C4-C5-C6	6.47	120.23	117.00
14	4	2158	A	C6-N1-C2	-6.47	114.72	118.60
5	p	65	U	N3-C4-O4	6.46	123.92	119.40
13	3	1544	A	N9-C4-C5	6.46	108.39	105.80
11	1	54	G	C5-C6-O6	-6.46	124.72	128.60
1	y	22	ARG	NE-CZ-NH2	6.46	123.53	120.30
11	1	110	G	O4'-C1'-N9	6.45	113.36	108.20
12	2	1334	G	C5-C6-O6	-6.45	124.73	128.60
14	4	2180	U	N1-C2-N3	6.45	118.77	114.90
1	y	22	ARG	NH1-CZ-NH2	-6.44	112.31	119.40
5	p	5	G	O4'-C1'-N9	6.44	113.35	108.20
14	4	2136	G	C8-N9-C4	-6.43	103.83	106.40
11	1	114	U	O4'-C1'-N1	6.43	113.34	108.20
14	4	2144	G	N1-C2-N2	-6.43	110.41	116.20
11	1	105	C	N3-C4-N4	6.42	122.50	118.00
12	2	1309	G	O4'-C1'-N9	6.42	113.34	108.20
5	p	75	C	N3-C4-N4	6.41	122.49	118.00
11	1	55	G	C5-C6-O6	-6.41	124.75	128.60
14	4	2127	G	C8-N9-C4	-6.41	103.84	106.40
11	1	104	A	C5-C6-N6	-6.40	118.58	123.70
1	y	390	PHE	CB-CG-CD2	6.40	125.28	120.80
13	3	1557	C	O4'-C1'-N1	6.40	113.32	108.20
1	y	340	ARG	NH1-CZ-NH2	-6.39	112.37	119.40
5	p	59	G	N3-C2-N2	6.39	124.38	119.90
12	2	1315	C	N3-C4-N4	6.39	122.47	118.00
12	2	1317	G	O4'-C1'-N9	6.39	113.31	108.20
14	4	2143	C	C5-C4-N4	-6.39	115.73	120.20
14	4	2157	G	C5'-C4'-O4'	6.38	116.76	109.10
14	4	2183	A	O4'-C1'-N9	6.38	113.31	108.20
14	4	2113	U	N3-C4-O4	6.38	123.87	119.40
11	1	64	A	C5-C6-N1	-6.38	114.51	117.70
13	3	1545	A	N3-C4-C5	-6.38	122.33	126.80
11	1	107	G	O4'-C1'-N9	6.38	113.30	108.20

Continued on next page...

Continued from previous page...

Mol	Chain	Res	Type	Atoms	Z	Observed(°)	Ideal(°)
11	1	101	A	C4-C5-C6	6.38	120.19	117.00
1	y	238	GLU	N-CA-CB	6.37	122.06	110.60
14	4	2130	U	C5-C4-O4	-6.37	122.08	125.90
14	4	2185	U	P-O5'-C5'	-6.36	110.72	120.90
14	4	2148	G	O4'-C1'-N9	6.36	113.29	108.20
14	4	2163	A	N7-C8-N9	-6.36	110.62	113.80
5	p	23	A	C5-C6-N6	-6.36	118.62	123.70
5	p	25	C	N3-C4-C5	-6.35	119.36	121.90
11	1	87	U	O4'-C1'-N1	6.35	113.28	108.20
11	1	91	A	C4-C5-C6	6.35	120.17	117.00
14	4	2123	G	C5'-C4'-O4'	6.34	116.71	109.10
14	4	2117	A	C5-C6-N6	-6.34	118.63	123.70
12	2	1341	G	C5-C6-O6	-6.33	124.80	128.60
14	4	2135	A	N7-C8-N9	6.33	116.97	113.80
14	4	2176	A	C4-C5-N7	-6.33	107.53	110.70
5	p	30	C	C1'-O4'-C4'	6.33	114.96	109.90
5	p	1	G	C5-N7-C8	6.32	107.46	104.30
11	1	54	G	O4'-C1'-N9	6.32	113.26	108.20
14	4	2167	U	P-O5'-C5'	6.32	131.01	120.90
14	4	2198	A	C5-N7-C8	6.32	107.06	103.90
5	p	13	C	N1-C2-N3	-6.31	114.78	119.20
14	4	2101	A	C5-N7-C8	6.31	107.05	103.90
11	1	52	A	C5-C6-N1	-6.30	114.55	117.70
5	p	37	A	C5-C6-N1	-6.30	114.55	117.70
14	4	2189	U	N3-C4-O4	6.30	123.81	119.40
13	3	1521	G	C4-C5-N7	-6.29	108.28	110.80
11	1	111	A	C4-C5-C6	6.29	120.14	117.00
5	p	34	G	C5-C6-O6	-6.28	124.83	128.60
14	4	2179	C	N3-C2-O2	6.28	126.30	121.90
7	5	60	ARG	NE-CZ-NH1	6.28	123.44	120.30
13	3	1517	G	N1-C2-N3	-6.28	120.13	123.90
13	3	1521	G	N1-C2-N3	-6.28	120.13	123.90
14	4	2165	C	N3-C4-C5	-6.28	119.39	121.90
5	p	74	C	C4-C5-C6	6.28	120.54	117.40
14	4	2141	G	O4'-C1'-N9	6.27	113.22	108.20
5	p	42	C	C3'-C2'-C1'	-6.27	96.48	101.50
14	4	2132	U	O4'-C1'-N1	6.27	113.22	108.20
11	1	77	G	O4'-C1'-N9	6.26	113.21	108.20
14	4	2144	G	C8-N9-C1'	-6.26	118.86	127.00
11	1	111	A	O4'-C1'-N9	6.25	113.20	108.20
13	3	1537	G	C5-C6-O6	-6.25	124.85	128.60
14	4	2110	G	C6-N1-C2	6.25	128.85	125.10

Continued on next page...

Continued from previous page...

Mol	Chain	Res	Type	Atoms	Z	Observed(°)	Ideal(°)
5	p	10	G	C5-C6-N1	-6.25	108.38	111.50
5	p	6	A	C4-C5-N7	-6.24	107.58	110.70
14	4	2126	A	C4-C5-C6	6.24	120.12	117.00
14	4	2144	G	N9-C4-C5	-6.24	102.90	105.40
12	2	1331	G	C5-C6-O6	-6.24	124.86	128.60
13	3	1544	A	C6-C5-N7	-6.24	127.94	132.30
14	4	2133	G	C2-N3-C4	-6.24	108.78	111.90
12	2	1316	U	O4'-C1'-N1	6.23	113.19	108.20
5	p	18	G	N1-C2-N3	-6.23	120.16	123.90
5	p	3	G	N3-C2-N2	6.22	124.25	119.90
14	4	2143	C	P-O3'-C3'	6.22	127.16	119.70
1	y	166	THR	N-CA-CB	6.22	122.11	110.30
1	y	429	TYR	CG-CD2-CE2	-6.22	116.33	121.30
5	p	61	C	C4-C5-C6	6.22	120.51	117.40
14	4	2186	G	N1-C2-N3	-6.21	120.17	123.90
12	2	1317	G	C5-C6-O6	-6.21	124.88	128.60
14	4	2191	A	N3-C4-N9	6.20	132.36	127.40
14	4	2129	C	O4'-C1'-N1	6.20	113.16	108.20
13	3	1557	C	N3-C4-N4	6.19	122.33	118.00
12	2	1307	A	O4'-C1'-N9	6.19	113.15	108.20
5	p	10	G	O4'-C1'-N9	6.18	113.14	108.20
14	4	2093	G	P-O3'-C3'	-6.18	112.28	119.70
5	p	22	G	C5-N7-C8	6.18	107.39	104.30
11	1	109	C	N3-C4-N4	6.17	122.32	118.00
14	4	2174	C	C2-N3-C4	6.17	122.99	119.90
11	1	93	G	O4'-C1'-N9	6.17	113.14	108.20
13	3	1528	A	O4'-C1'-N9	6.17	113.14	108.20
7	5	208	TYR	CZ-CE2-CD2	6.17	125.35	119.80
13	3	1517	G	O5'-P-OP2	-6.17	100.15	105.70
5	p	45	G	C5-C6-O6	-6.17	124.90	128.60
11	1	68	G	O4'-C1'-N9	6.17	113.13	108.20
14	4	2196	C	N3-C4-C5	-6.17	119.43	121.90
14	4	2095	A	N7-C8-N9	-6.17	110.72	113.80
5	p	19	G	C3'-C2'-C1'	-6.16	96.57	101.50
13	3	1523	U	C4-C5-C6	-6.16	116.00	119.70
14	4	2103	C	O4'-C1'-N1	6.16	113.12	108.20
1	y	399	PHE	CB-CG-CD2	6.16	125.11	120.80
11	1	71	A	C4-C5-C6	6.15	120.08	117.00
5	p	75	C	C4-C5-C6	6.15	120.48	117.40
14	4	2167	U	N3-C4-C5	-6.15	110.91	114.60
7	5	102	ASP	CB-CG-OD1	-6.15	112.77	118.30
12	2	1321	A	C4-C5-C6	6.15	120.07	117.00

Continued on next page...

Continued from previous page...

Mol	Chain	Res	Type	Atoms	Z	Observed(°)	Ideal(°)
5	p	3	G	N9-C4-C5	-6.15	102.94	105.40
13	3	1544	A	C5-N7-C8	-6.14	100.83	103.90
14	4	2167	U	N1-C1'-C2'	-6.14	105.24	112.00
1	y	113	ARG	NE-CZ-NH2	-6.14	117.23	120.30
2	E	121	PHE	CB-CG-CD2	-6.14	116.50	120.80
14	4	2123	G	C4'-C3'-C2'	-6.14	96.46	102.60
13	3	1550	C	C2-N3-C4	6.13	122.97	119.90
11	1	94	A	O4'-C1'-N9	6.13	113.10	108.20
1	y	438	LEU	N-CA-CB	6.13	122.66	110.40
5	p	36	C	C5-C4-N4	-6.13	115.91	120.20
1	y	168	THR	CA-CB-CG2	6.13	120.98	112.40
13	3	1526	C	C2-N3-C4	6.12	122.96	119.90
11	1	94	A	C4-C5-C6	6.12	120.06	117.00
1	y	272	ALA	CB-CA-C	-6.11	100.93	110.10
14	4	2102	G	C8-N9-C4	-6.11	103.95	106.40
2	E	82	VAL	CA-CB-CG2	-6.11	101.74	110.90
3	G	64	PHE	CB-CG-CD1	-6.11	116.52	120.80
11	1	73	A	O4'-C1'-N9	6.11	113.09	108.20
5	p	2	C	N1-C1'-C2'	-6.10	105.28	112.00
7	5	164	ARG	NE-CZ-NH1	6.10	123.35	120.30
14	4	2167	U	N1-C2-O2	-6.10	118.53	122.80
14	4	2144	G	O4'-C1'-N9	6.10	113.08	108.20
11	1	65	U	O4'-C1'-N1	6.09	113.07	108.20
14	4	2111	U	C4-C5-C6	6.09	123.35	119.70
5	p	30	C	C2-N3-C4	-6.09	116.86	119.90
14	4	2180	U	C5-C4-O4	-6.08	122.25	125.90
12	2	1318	U	O4'-C1'-N1	6.08	113.06	108.20
5	p	12	U	C6-N1-C2	6.07	124.64	121.00
13	3	1541	C	N3-C4-N4	6.07	122.25	118.00
5	p	59	G	N7-C8-N9	-6.07	110.07	113.10
13	3	1535	A	C6-C5-N7	-6.07	128.05	132.30
14	4	2131	U	P-O3'-C3'	6.07	126.98	119.70
14	4	2188	U	N3-C4-C5	-6.05	110.97	114.60
5	p	57	G	C5-N7-C8	6.05	107.33	104.30
5	p	4	G	C8-N9-C4	-6.05	103.98	106.40
5	p	13	C	C4-C5-C6	6.04	120.42	117.40
14	4	2148	G	N1-C2-N3	-6.04	120.28	123.90
12	2	1336	A	C5-C6-N6	-6.03	118.87	123.70
5	p	63	C	C6-N1-C2	6.03	122.71	120.30
1	y	40	PRO	N-CD-CG	6.02	112.24	103.20
11	1	102	U	O4'-C1'-N1	6.02	113.02	108.20
5	p	53	G	C1'-O4'-C4'	-6.02	105.08	109.90

Continued on next page...

Continued from previous page...

Mol	Chain	Res	Type	Atoms	Z	Observed(°)	Ideal(°)
14	4	2171	A	O4'-C1'-N9	6.02	113.02	108.20
1	y	242	ARG	NE-CZ-NH1	-6.02	117.29	120.30
11	1	73	A	C4-C5-C6	6.02	120.01	117.00
5	p	75	C	N1-C2-O2	6.02	122.51	118.90
11	1	108	G	O4'-C1'-N9	6.02	113.01	108.20
3	G	34	PHE	CB-CG-CD1	6.01	125.01	120.80
12	2	1314	C	N3-C4-N4	6.01	122.21	118.00
14	4	2199	A	C6-N1-C2	-6.01	114.99	118.60
14	4	2182	U	N3-C4-O4	6.01	123.61	119.40
14	4	2197	U	P-O3'-C3'	6.01	126.91	119.70
11	1	56	A	C4-C5-C6	6.00	120.00	117.00
14	4	2152	G	N1-C6-O6	6.00	123.50	119.90
14	4	2194	U	N1-C2-N3	-6.00	111.30	114.90
11	1	89	A	C5-C6-N1	-6.00	114.70	117.70
2	E	88	GLN	N-CA-CB	5.99	121.39	110.60
14	4	2192	U	C5-C6-N1	5.99	125.70	122.70
5	p	24	G	C5-C6-O6	5.99	132.19	128.60
11	1	103	A	O4'-C1'-N9	5.99	112.99	108.20
13	3	1544	A	C5'-C4'-O4'	5.99	116.28	109.10
5	p	44	G	C2-N3-C4	5.99	114.89	111.90
14	4	2169	A	N1-C2-N3	5.98	132.29	129.30
14	4	2110	G	C6-C5-N7	-5.98	126.81	130.40
5	p	29	A	O4'-C1'-N9	5.97	112.98	108.20
11	1	89	A	C4-C5-C6	5.97	119.99	117.00
12	2	1336	A	C4-C5-C6	5.97	119.98	117.00
5	p	15	G	C4-C5-C6	5.96	122.38	118.80
5	p	10	G	P-O5'-C5'	-5.96	111.36	120.90
12	2	1342	A	C4-C5-C6	5.96	119.98	117.00
14	4	2151	U	C2-N3-C4	5.96	130.58	127.00
13	3	1556	C	N3-C4-C5	-5.96	119.52	121.90
3	G	33	SER	C-N-CA	5.96	136.59	121.70
5	p	13	C	C6-N1-C2	5.96	122.68	120.30
5	p	15	G	P-O3'-C3'	5.96	126.85	119.70
5	p	70	C	N3-C4-N4	5.96	122.17	118.00
14	4	2120	G	N1-C2-N3	-5.96	120.33	123.90
14	4	2157	G	P-O3'-C3'	5.96	126.85	119.70
11	1	104	A	C4-C5-C6	5.95	119.98	117.00
13	3	1546	G	N1-C2-N3	-5.95	120.33	123.90
1	y	248	TYR	CG-CD2-CE2	-5.95	116.54	121.30
13	3	1523	U	N1-C2-N3	-5.95	111.33	114.90
11	1	68	G	C5-C6-O6	-5.94	125.03	128.60
11	1	83	A	C5-C6-N6	-5.94	118.95	123.70

Continued on next page...

Continued from previous page...

Mol	Chain	Res	Type	Atoms	Z	Observed(°)	Ideal(°)
5	p	29	A	P-O3'-C3'	5.94	126.83	119.70
11	1	83	A	C4-C5-C6	5.92	119.96	117.00
7	5	162	ARG	NE-CZ-NH2	-5.92	117.34	120.30
13	3	1541	C	C5-C4-N4	-5.92	116.06	120.20
11	1	60	G	O4'-C1'-N9	5.92	112.94	108.20
5	p	13	C	C5'-C4'-C3'	-5.92	106.53	116.00
5	p	45	G	N7-C8-N9	-5.92	110.14	113.10
14	4	2161	C	N3-C4-C5	-5.92	119.53	121.90
5	p	44	G	C4-C5-N7	-5.91	108.44	110.80
11	1	84	A	C5-C6-N6	-5.91	118.97	123.70
14	4	2120	G	N3-C2-N2	5.91	124.04	119.90
5	p	15	G	C5-C6-O6	-5.91	125.06	128.60
7	5	134	ARG	NE-CZ-NH1	5.91	123.25	120.30
13	3	1545	A	C8-N9-C4	-5.91	103.44	105.80
5	p	43	G	C6-N1-C2	-5.90	121.56	125.10
11	1	84	A	C4-C5-C6	5.90	119.95	117.00
11	1	97	C	N3-C4-N4	5.90	122.13	118.00
11	1	53	A	C5-C6-N6	-5.90	118.98	123.70
5	p	17	U	O4'-C1'-N1	5.90	112.92	108.20
13	3	1553	A	C4-C5-C6	5.90	119.95	117.00
7	5	156	ALA	N-CA-CB	5.89	118.35	110.10
11	1	66	C	N3-C4-C5	-5.89	119.54	121.90
12	2	1325	U	O4'-C1'-N1	5.89	112.91	108.20
14	4	2172	U	C6-N1-C2	-5.89	117.47	121.00
14	4	2198	A	N1-C2-N3	5.89	132.25	129.30
14	4	2147	A	P-O3'-C3'	5.89	126.77	119.70
12	2	1334	G	O4'-C1'-N9	5.88	112.91	108.20
5	p	28	G	O4'-C1'-N9	5.88	112.90	108.20
5	p	22	G	O4'-C1'-N9	5.87	112.90	108.20
11	1	103	A	C4-C5-C6	5.87	119.94	117.00
11	1	111	A	C5-C6-N6	-5.87	119.00	123.70
14	4	2104	C	C6-N1-C1'	-5.87	113.76	120.80
14	4	2112	G	O4'-C1'-N9	5.86	112.89	108.20
5	p	30	C	C5'-C4'-O4'	5.86	116.13	109.10
2	E	109	TRP	NE1-CE2-CZ2	5.86	136.84	130.40
6	a	74	C	O4'-C1'-N1	5.86	112.89	108.20
14	4	2141	G	N3-C2-N2	5.86	124.00	119.90
14	4	2169	A	N3-C4-C5	-5.85	122.70	126.80
7	5	123	VAL	CG1-CB-CG2	5.85	120.26	110.90
8	T	99	ALA	N-CA-CB	5.85	118.29	110.10
14	4	2130	U	O4'-C1'-N1	5.85	112.88	108.20
14	4	2186	G	N1-C6-O6	5.85	123.41	119.90

Continued on next page...

Continued from previous page...

Mol	Chain	Res	Type	Atoms	Z	Observed(°)	Ideal(°)
2	E	125	LEU	CB-CG-CD2	5.85	120.94	111.00
13	3	1532	A	C6-N1-C2	-5.84	115.09	118.60
7	5	108	GLU	N-CA-CB	5.84	121.12	110.60
14	4	2178	C	N3-C4-N4	5.84	122.09	118.00
14	4	2151	U	O4'-C4'-C3'	-5.84	98.16	104.00
5	p	12	U	N1-C2-O2	5.83	126.88	122.80
5	p	70	C	C6-N1-C2	-5.83	117.97	120.30
13	3	1558	C	N3-C4-C5	-5.83	119.57	121.90
14	4	2110	G	C4-C5-C6	5.83	122.30	118.80
14	4	2111	U	C4'-C3'-C2'	-5.83	96.77	102.60
14	4	2132	U	P-O3'-C3'	5.83	126.69	119.70
5	p	59	G	N1-C2-N2	-5.83	110.96	116.20
5	p	74	C	N3-C4-N4	-5.83	113.92	118.00
11	1	98	G	O4'-C1'-N9	5.82	112.86	108.20
14	4	2121	G	C5-C6-N1	5.82	114.41	111.50
5	p	71	G	C1'-O4'-C4'	-5.82	105.25	109.90
12	2	1338	G	O4'-C1'-N9	5.82	112.85	108.20
3	G	17	VAL	CG1-CB-CG2	-5.82	101.59	110.90
14	4	2112	G	C5-C6-N1	-5.82	108.59	111.50
14	4	2197	U	O4'-C1'-N1	5.81	112.85	108.20
1	y	240	GLY	C-N-CA	5.80	136.21	121.70
14	4	2181	U	O4'-C1'-N1	5.80	112.84	108.20
5	p	57	G	C2-N3-C4	5.80	114.80	111.90
11	1	91	A	C5-C6-N1	-5.80	114.80	117.70
14	4	2188	U	O4'-C1'-N1	5.80	112.84	108.20
1	y	40	PRO	CA-N-CD	-5.80	103.39	111.50
11	1	75	G	O4'-C1'-N9	5.79	112.84	108.20
14	4	2177	C	C4'-C3'-C2'	-5.79	96.81	102.60
11	1	76	C	N3-C4-N4	5.79	122.05	118.00
13	3	1531	C	P-O3'-C3'	5.78	126.64	119.70
14	4	2099	U	C6-N1-C2	5.78	124.47	121.00
3	G	31	GLY	N-CA-C	5.78	127.55	113.10
11	1	79	C	N3-C4-N4	5.78	122.04	118.00
14	4	2139	U	C5'-C4'-O4'	5.78	116.03	109.10
5	p	52	A	C5-C6-N1	-5.78	114.81	117.70
13	3	1525	A	C6-N1-C2	5.78	122.07	118.60
14	4	2168	G	C5-C6-N1	-5.77	108.61	111.50
11	1	69	C	N3-C4-C5	-5.77	119.59	121.90
11	1	57	C	N3-C4-N4	5.77	122.04	118.00
5	p	7	A	C6-C5-N7	-5.77	128.26	132.30
5	p	14	A	C4'-C3'-C2'	-5.76	96.83	102.60
11	1	64	A	C4-C5-C6	5.76	119.88	117.00

Continued on next page...

Continued from previous page...

Mol	Chain	Res	Type	Atoms	Z	Observed(°)	Ideal(°)
1	y	223	VAL	CA-CB-CG1	5.76	119.54	110.90
14	4	2093	G	C8-N9-C4	-5.76	104.10	106.40
5	p	55	U	C2-N1-C1'	5.76	124.61	117.70
14	4	2162	G	N3-C2-N2	5.76	123.93	119.90
14	4	2146	C	N1-C2-N3	-5.75	115.17	119.20
14	4	2091	C	P-O3'-C3'	5.75	126.60	119.70
14	4	2180	U	C5'-C4'-C3'	-5.75	106.80	116.00
11	1	71	A	C5-C6-N1	-5.75	114.83	117.70
12	2	1339	G	O4'-C1'-N9	5.75	112.80	108.20
1	y	21	ARG	NE-CZ-NH2	5.75	123.17	120.30
13	3	1543	G	C5-N7-C8	-5.75	101.43	104.30
11	1	79	C	N3-C4-C5	-5.74	119.60	121.90
11	1	53	A	O4'-C1'-N9	5.74	112.79	108.20
1	y	352	PHE	CB-CG-CD2	5.73	124.81	120.80
5	p	43	G	N1-C6-O6	5.73	123.34	119.90
1	y	394	ALA	CB-CA-C	-5.73	101.51	110.10
13	3	1517	G	N3-C4-C5	-5.73	125.74	128.60
5	p	18	G	N9-C4-C5	-5.72	103.11	105.40
13	3	1531	C	N3-C4-N4	5.72	122.00	118.00
5	p	1	G	C6-C5-N7	-5.71	126.97	130.40
13	3	1537	G	O4'-C1'-N9	5.71	112.77	108.20
5	p	61	C	P-O5'-C5'	5.71	130.03	120.90
14	4	2091	C	C5-C4-N4	-5.71	116.21	120.20
5	p	30	C	N3-C2-O2	-5.70	117.91	121.90
14	4	2093	G	C6-C5-N7	-5.70	126.98	130.40
14	4	2184	A	N7-C8-N9	-5.70	110.95	113.80
11	1	101	A	O4'-C1'-N9	5.70	112.76	108.20
13	3	1538	G	C4-C5-N7	5.70	113.08	110.80
14	4	2143	C	C6-N1-C2	5.70	122.58	120.30
14	4	2173	A	C5'-C4'-C3'	5.70	125.12	116.00
14	4	2102	G	N7-C8-N9	5.70	115.95	113.10
5	p	1	G	N1-C2-N3	-5.69	120.48	123.90
13	3	1547	C	C1'-O4'-C4'	-5.69	105.34	109.90
13	3	1551	A	N9-C4-C5	5.69	108.08	105.80
14	4	2144	G	C8-N9-C4	5.69	108.68	106.40
14	4	2134	A	C4-C5-C6	5.69	119.85	117.00
13	3	1530	G	C3'-C2'-C1'	-5.69	96.95	101.50
6	a	9	A	C2'-C3'-O3'	5.69	122.80	113.70
1	y	393	ASP	CB-CG-OD2	-5.68	113.18	118.30
13	3	1558	C	N3-C4-N4	5.68	121.98	118.00
1	y	439	LYS	N-CA-CB	5.68	120.83	110.60
5	p	59	G	N9-C4-C5	-5.68	103.13	105.40

Continued on next page...

Continued from previous page...

Mol	Chain	Res	Type	Atoms	Z	Observed(°)	Ideal(°)
14	4	2121	G	O4'-C1'-N9	5.68	112.74	108.20
11	1	88	G	C5-C6-O6	-5.68	125.19	128.60
12	2	1327	A	C5-C6-N6	-5.67	119.16	123.70
13	3	1551	A	C4-C5-C6	5.67	119.84	117.00
13	3	1534	U	C1'-O4'-C4'	5.67	114.44	109.90
14	4	2119	A	C6-C5-N7	-5.67	128.33	132.30
13	3	1547	C	C5-C4-N4	-5.67	116.23	120.20
14	4	2137	U	O4'-C1'-N1	5.67	112.73	108.20
14	4	2145	C	C2-N3-C4	5.67	122.73	119.90
12	2	1319	C	N3-C4-N4	5.66	121.96	118.00
14	4	2151	U	C6-N1-C2	5.66	124.40	121.00
14	4	2171	A	N1-C6-N6	5.66	122.00	118.60
14	4	2110	G	O4'-C1'-N9	5.66	112.73	108.20
14	4	2168	G	C4-C5-C6	5.66	122.20	118.80
14	4	2145	C	O4'-C1'-C2'	-5.66	100.14	105.80
12	2	1330	C	N3-C4-N4	5.65	121.95	118.00
14	4	2092	U	C2-N1-C1'	5.65	124.48	117.70
12	2	1327	A	C4-C5-C6	5.65	119.82	117.00
14	4	2165	C	C4'-C3'-C2'	-5.65	96.95	102.60
5	p	38	A	C5-N7-C8	5.64	106.72	103.90
5	p	38	A	C6-C5-N7	-5.64	128.35	132.30
12	2	1307	A	C4-C5-C6	5.64	119.82	117.00
14	4	2109	U	O5'-P-OP1	-5.64	100.62	105.70
5	p	46	G	N3-C2-N2	5.64	123.85	119.90
13	3	1546	G	C1'-O4'-C4'	-5.63	105.39	109.90
13	3	1557	C	N3-C4-C5	-5.63	119.65	121.90
1	y	122	TYR	CG-CD1-CE1	5.63	125.81	121.30
5	p	40	G	C8-N9-C4	5.63	108.65	106.40
5	p	74	C	C6-N1-C2	-5.63	118.05	120.30
5	p	13	C	C2-N3-C4	5.63	122.71	119.90
13	3	1527	G	N3-C4-N9	-5.63	122.62	126.00
12	2	1328	A	C5-C6-N6	-5.62	119.20	123.70
11	1	62	U	P-O3'-C3'	5.62	126.45	119.70
13	3	1526	C	N3-C4-C5	-5.62	119.65	121.90
3	G	11	ILE	CA-CB-CG2	-5.62	99.66	110.90
1	y	268	LYS	CB-CG-CD	5.62	126.20	111.60
14	4	2182	U	C4'-C3'-C2'	-5.62	96.98	102.60
5	p	23	A	C5-N7-C8	5.61	106.71	103.90
14	4	2188	U	O4'-C4'-C3'	-5.61	98.39	104.00
5	p	20	U	C5'-C4'-C3'	-5.61	107.02	116.00
5	p	52	A	O4'-C1'-N9	5.61	112.69	108.20
11	1	63	A	C4-C5-C6	5.61	119.81	117.00

Continued on next page...

Continued from previous page...

Mol	Chain	Res	Type	Atoms	Z	Observed(°)	Ideal(°)
5	p	28	G	N9-C4-C5	5.61	107.64	105.40
14	4	2150	C	O4'-C1'-N1	5.61	112.69	108.20
5	p	26	A	C6-C5-N7	-5.61	128.38	132.30
3	G	39	SER	N-CA-CB	-5.60	102.09	110.50
5	p	45	G	N1-C2-N3	-5.60	120.54	123.90
11	1	101	A	C5-C6-N6	-5.60	119.22	123.70
13	3	1528	A	C8-N9-C4	-5.60	103.56	105.80
14	4	2151	U	C4-C5-C6	5.60	123.06	119.70
13	3	1529	G	C2-N3-C4	5.59	114.70	111.90
12	2	1323	C	N3-C4-N4	5.59	121.91	118.00
14	4	2093	G	C4-C5-N7	5.59	113.03	110.80
14	4	2135	A	N1-C2-N3	-5.59	126.51	129.30
12	2	1322	A	C5-C6-N1	-5.58	114.91	117.70
5	p	37	A	N9-C4-C5	-5.58	103.57	105.80
14	4	2107	G	C6-C5-N7	5.58	133.75	130.40
14	4	2115	G	C1'-O4'-C4'	-5.58	105.44	109.90
14	4	2115	G	C5-C6-O6	-5.58	125.25	128.60
14	4	2191	A	C5-C6-N1	-5.58	114.91	117.70
12	2	1330	C	N3-C4-C5	-5.58	119.67	121.90
12	2	1313	U	O4'-C1'-N1	5.57	112.66	108.20
14	4	2112	G	C4-C5-N7	-5.57	108.57	110.80
14	4	2135	A	O4'-C1'-N9	5.57	112.66	108.20
13	3	1517	G	C8-N9-C4	-5.57	104.17	106.40
5	p	36	C	N1-C2-O2	5.56	122.24	118.90
5	p	40	G	C4-N9-C1'	-5.56	119.27	126.50
13	3	1552	A	P-O5'-C5'	5.56	129.80	120.90
14	4	2114	A	P-O3'-C3'	5.56	126.37	119.70
1	y	258	TYR	CB-CG-CD1	-5.55	117.67	121.00
3	G	63	PHE	CB-CG-CD2	-5.55	116.91	120.80
5	p	74	C	O4'-C1'-N1	5.55	112.64	108.20
11	1	91	A	C5-C6-N6	-5.55	119.26	123.70
5	p	33	U	O4'-C1'-N1	5.55	112.64	108.20
7	5	164	ARG	CG-CD-NE	-5.54	100.16	111.80
13	3	1552	A	O4'-C1'-N9	5.54	112.63	108.20
12	2	1328	A	C4-C5-C6	5.54	119.77	117.00
1	y	335	LEU	O-C-N	5.54	131.56	122.70
13	3	1529	G	N9-C1'-C2'	-5.53	105.92	112.00
11	1	89	A	C5-C6-N6	-5.53	119.28	123.70
14	4	2168	G	C4-N9-C1'	5.53	133.69	126.50
5	p	59	G	P-O3'-C3'	5.53	126.33	119.70
7	5	208	TYR	N-CA-CB	5.53	120.55	110.60
14	4	2141	G	N7-C8-N9	5.52	115.86	113.10

Continued on next page...

Continued from previous page...

Mol	Chain	Res	Type	Atoms	Z	Observed(°)	Ideal(°)
14	4	2136	G	C4'-C3'-C2'	-5.52	97.08	102.60
5	p	72	C	C2-N3-C4	-5.51	117.14	119.90
12	2	1321	A	O4'-C1'-N9	5.51	112.61	108.20
5	p	52	A	N3-C4-N9	-5.51	122.99	127.40
11	1	56	A	O4'-C1'-N9	5.51	112.61	108.20
11	1	83	A	C5-C6-N1	-5.51	114.94	117.70
14	4	2137	U	N1-C2-N3	-5.51	111.59	114.90
14	4	2180	U	O4'-C1'-N1	5.51	112.61	108.20
5	p	11	C	N1-C2-N3	-5.51	115.34	119.20
12	2	1308	A	C4-C5-C6	5.51	119.75	117.00
13	3	1546	G	C5-C6-N1	-5.51	108.75	111.50
13	3	1535	A	N3-C4-C5	-5.50	122.95	126.80
13	3	1538	G	C4-C5-C6	5.50	122.10	118.80
13	3	1549	A	O5'-C5'-C4'	-5.50	101.24	111.70
13	3	1552	A	C5-C6-N1	-5.50	114.95	117.70
14	4	2176	A	N3-C4-C5	-5.50	122.95	126.80
1	y	85	TYR	CB-CG-CD1	-5.50	117.70	121.00
5	p	4	G	N9-C4-C5	5.50	107.60	105.40
14	4	2170	A	C6-N1-C2	-5.50	115.30	118.60
13	3	1536	C	O4'-C1'-N1	5.50	112.60	108.20
5	p	28	G	N7-C8-N9	5.50	115.85	113.10
13	3	1556	C	N3-C4-N4	5.50	121.85	118.00
5	p	6	A	C2-N3-C4	-5.49	107.85	110.60
5	p	31	C	N3-C4-N4	5.49	121.84	118.00
14	4	2100	G	C4-C5-C6	5.49	122.09	118.80
2	E	84	TRP	CD1-CG-CD2	-5.48	101.91	106.30
5	p	15	G	C8-N9-C4	-5.48	104.21	106.40
12	2	1332	G	O4'-C1'-N9	5.48	112.58	108.20
13	3	1537	G	N3-C2-N2	5.48	123.74	119.90
13	3	1532	A	N3-C4-C5	-5.48	122.97	126.80
5	p	53	G	C3'-C2'-C1'	-5.48	97.12	101.50
5	p	12	U	C5-C4-O4	-5.48	122.61	125.90
5	p	14	A	O5'-C5'-C4'	-5.48	101.30	111.70
14	4	2134	A	C6-C5-N7	-5.47	128.47	132.30
14	4	2168	G	N3-C2-N2	5.47	123.73	119.90
13	3	1536	C	N1-C2-O2	5.47	122.18	118.90
5	p	29	A	C5-C6-N1	-5.47	114.97	117.70
1	y	249	ALA	CB-CA-C	5.46	118.30	110.10
1	y	412	VAL	CA-CB-CG1	5.46	119.09	110.90
2	E	113	GLY	N-CA-C	5.46	126.75	113.10
14	4	2183	A	N9-C4-C5	5.46	107.98	105.80
5	p	27	C	C2-N3-C4	5.46	122.63	119.90

Continued on next page...

Continued from previous page...

Mol	Chain	Res	Type	Atoms	Z	Observed(°)	Ideal(°)
14	4	2165	C	C5-C6-N1	5.46	123.73	121.00
2	E	106	LEU	CB-CG-CD2	5.45	120.27	111.00
12	2	1320	C	N3-C4-C5	-5.45	119.72	121.90
14	4	2104	C	C5'-C4'-O4'	5.45	115.64	109.10
1	y	243	ARG	CB-CA-C	5.45	121.29	110.40
14	4	2198	A	N1-C6-N6	5.45	121.87	118.60
11	1	111	A	C5-C6-N1	-5.45	114.98	117.70
14	4	2140	G	O4'-C1'-N9	5.44	112.56	108.20
1	y	50	ALA	N-CA-CB	5.44	117.71	110.10
13	3	1527	G	O4'-C1'-N9	5.44	112.55	108.20
14	4	2131	U	C5-C4-O4	-5.43	122.64	125.90
12	2	1307	A	C5-C6-N6	-5.43	119.36	123.70
14	4	2095	A	C5-C6-N6	-5.43	119.36	123.70
11	1	69	C	N3-C4-N4	5.43	121.80	118.00
14	4	2129	C	C6-N1-C1'	5.43	127.31	120.80
12	2	1313	U	C6-N1-C1'	-5.43	113.60	121.20
13	3	1543	G	N3-C4-C5	5.43	131.31	128.60
11	1	61	C	N3-C4-N4	5.42	121.80	118.00
11	1	73	A	C5-C6-N6	-5.42	119.36	123.70
14	4	2199	A	C5-C6-N6	-5.42	119.36	123.70
1	y	165	VAL	CA-CB-CG1	5.42	119.03	110.90
7	5	51	ASP	CB-CG-OD2	-5.42	113.42	118.30
13	3	1518	C	C5'-C4'-C3'	5.41	124.66	116.00
1	y	392	ARG	NE-CZ-NH1	-5.41	117.59	120.30
14	4	2196	C	N3-C4-N4	5.41	121.79	118.00
14	4	2198	A	OP1-P-OP2	-5.41	111.48	119.60
5	p	9	A	C5-C6-N6	-5.41	119.38	123.70
5	p	51	G	P-O3'-C3'	5.40	126.18	119.70
11	1	73	A	C5-C6-N1	-5.40	115.00	117.70
13	3	1536	C	C4-C5-C6	5.40	120.10	117.40
14	4	2100	G	O4'-C1'-N9	5.40	112.52	108.20
2	E	127	PHE	CG-CD1-CE1	5.40	126.74	120.80
11	1	63	A	O4'-C1'-N9	5.40	112.52	108.20
5	p	6	A	C5-C6-N6	-5.40	119.38	123.70
5	p	55	U	O4'-C4'-C3'	-5.39	98.61	104.00
1	y	258	TYR	N-CA-CB	5.39	120.31	110.60
14	4	2092	U	C5'-C4'-C3'	-5.39	107.37	116.00
1	y	25	PHE	CB-CG-CD2	5.39	124.57	120.80
11	1	94	A	C5-C6-N1	-5.39	115.00	117.70
13	3	1537	G	C4-C5-C6	5.39	122.03	118.80
1	y	390	PHE	CB-CG-CD1	-5.39	117.03	120.80
14	4	2093	G	N3-C2-N2	-5.39	116.13	119.90

Continued on next page...

Continued from previous page...

Mol	Chain	Res	Type	Atoms	Z	Observed(°)	Ideal(°)
5	p	6	A	P-O5'-C5'	-5.39	112.28	120.90
1	y	263	THR	CA-CB-CG2	-5.38	104.86	112.40
12	2	1322	A	C5-C6-N6	-5.38	119.39	123.70
14	4	2141	G	C4-C5-C6	5.38	122.03	118.80
5	p	44	G	C5-N7-C8	-5.38	101.61	104.30
14	4	2107	G	C5-N7-C8	-5.38	101.61	104.30
14	4	2177	C	N3-C4-N4	5.38	121.77	118.00
5	p	49	G	C2-N3-C4	5.38	114.59	111.90
14	4	2114	A	O4'-C1'-N9	5.37	112.50	108.20
14	4	2184	A	N9-C1'-C2'	-5.36	106.10	112.00
13	3	1554	U	O4'-C1'-N1	5.36	112.49	108.20
14	4	2143	C	O4'-C1'-N1	5.36	112.49	108.20
5	p	40	G	N9-C1'-C2'	-5.36	106.10	112.00
14	4	2147	A	C2-N3-C4	-5.36	107.92	110.60
5	p	65	U	C5-C6-N1	-5.36	120.02	122.70
14	4	2129	C	C3'-C2'-C1'	5.35	105.78	101.50
5	p	49	G	N1-C2-N3	-5.34	120.69	123.90
12	2	1335	C	N3-C4-N4	5.34	121.74	118.00
5	p	12	U	C5-C6-N1	-5.34	120.03	122.70
5	p	58	A	P-O3'-C3'	5.34	126.11	119.70
13	3	1529	G	C4-C5-N7	5.34	112.94	110.80
13	3	1553	A	O4'-C1'-N9	5.34	112.47	108.20
2	E	96	ILE	CA-CB-CG1	5.33	121.14	111.00
12	2	1322	A	C4-C5-C6	5.33	119.67	117.00
14	4	2142	A	C6-C5-N7	-5.33	128.56	132.30
11	1	84	A	C5-C6-N1	-5.33	115.03	117.70
14	4	2145	C	N3-C4-C5	-5.33	119.77	121.90
11	1	104	A	C5-C6-N1	-5.33	115.04	117.70
5	p	23	A	P-O3'-C3'	5.33	126.09	119.70
5	p	70	C	C5-C6-N1	5.33	123.66	121.00
11	1	74	A	C5-C6-N6	-5.33	119.44	123.70
14	4	2168	G	O5'-P-OP2	-5.32	100.91	105.70
3	G	32	ALA	CA-C-N	-5.32	105.50	117.20
12	2	1321	A	C5-C6-N6	-5.32	119.45	123.70
1	y	406	LEU	CB-CG-CD2	5.32	120.03	111.00
11	1	63	A	C5-C6-N6	-5.32	119.45	123.70
12	2	1342	A	C5-C6-N1	-5.31	115.04	117.70
14	4	2126	A	C5-C6-N6	-5.31	119.45	123.70
5	p	13	C	C5'-C4'-O4'	5.31	115.47	109.10
12	2	1314	C	N3-C4-C5	-5.30	119.78	121.90
13	3	1530	G	N1-C6-O6	5.30	123.08	119.90
12	2	1327	A	C5-C6-N1	-5.30	115.05	117.70

Continued on next page...

Continued from previous page...

Mol	Chain	Res	Type	Atoms	Z	Observed(°)	Ideal(°)
14	4	2151	U	C1'-O4'-C4'	5.30	114.14	109.90
11	1	106	C	N3-C4-N4	5.30	121.71	118.00
14	4	2101	A	C3'-C2'-C1'	-5.30	97.26	101.50
14	4	2126	A	N9-C4-C5	-5.30	103.68	105.80
5	p	72	C	N1-C2-N3	5.30	122.91	119.20
11	1	57	C	N3-C4-C5	-5.30	119.78	121.90
14	4	2170	A	O4'-C1'-C2'	5.29	112.37	107.60
13	3	1522	A	C2-N3-C4	-5.29	107.95	110.60
5	p	71	G	N3-C2-N2	5.28	123.60	119.90
14	4	2144	G	C5'-C4'-O4'	5.28	115.44	109.10
14	4	2177	C	C2-N3-C4	5.28	122.54	119.90
5	p	27	C	C5-C4-N4	-5.28	116.50	120.20
5	p	32	U	O4'-C1'-N1	5.28	112.42	108.20
11	1	52	A	O4'-C1'-N9	5.28	112.42	108.20
13	3	1538	G	C8-N9-C4	-5.28	104.29	106.40
14	4	2095	A	C5'-C4'-O4'	5.28	115.44	109.10
14	4	2184	A	C5-N7-C8	5.28	106.54	103.90
11	1	86	G	O4'-C1'-N9	5.28	112.42	108.20
5	p	63	C	C6-N1-C1'	-5.28	114.47	120.80
5	p	7	A	C5-N7-C8	5.27	106.54	103.90
14	4	2141	G	C2-N3-C4	5.27	114.54	111.90
14	4	2132	U	C5-C6-N1	5.27	125.34	122.70
14	4	2145	C	C5-C4-N4	-5.27	116.51	120.20
5	p	21	A	OP1-P-OP2	-5.26	111.70	119.60
14	4	2153	C	N3-C4-N4	5.26	121.69	118.00
13	3	1555	G	O4'-C1'-N9	5.26	112.41	108.20
6	a	10	G	C2'-C3'-O3'	5.26	122.12	113.70
1	y	157	TYR	CG-CD1-CE1	-5.26	117.09	121.30
14	4	2099	U	P-O5'-C5'	-5.26	112.49	120.90
14	4	2109	U	C5-C4-O4	-5.26	122.75	125.90
14	4	2134	A	C2-N3-C4	-5.26	107.97	110.60
12	2	1324	G	C5'-C4'-C3'	-5.26	107.59	116.00
14	4	2119	A	C5-C6-N1	-5.26	115.07	117.70
14	4	2176	A	C5-N7-C8	5.26	106.53	103.90
5	p	15	G	C4-C5-N7	-5.26	108.70	110.80
12	2	1328	A	C5-C6-N1	-5.26	115.07	117.70
13	3	1536	C	N3-C2-O2	-5.25	118.22	121.90
14	4	2113	U	C1'-O4'-C4'	5.25	114.10	109.90
1	y	57	ARG	NH1-CZ-NH2	-5.25	113.62	119.40
5	p	26	A	N7-C8-N9	5.25	116.42	113.80
12	2	1327	A	O4'-C1'-N9	5.25	112.40	108.20
14	4	2113	U	N3-C4-C5	-5.25	111.45	114.60

Continued on next page...

Continued from previous page...

Mol	Chain	Res	Type	Atoms	Z	Observed(°)	Ideal(°)
5	p	50	C	C2-N3-C4	-5.24	117.28	119.90
6	a	74	C	C1'-O4'-C4'	-5.24	105.71	109.90
13	3	1543	G	P-O3'-C3'	5.24	125.99	119.70
5	p	56	C	C5-C6-N1	5.24	123.62	121.00
14	4	2163	A	C8-N9-C4	5.24	107.89	105.80
12	2	1337	G	O4'-C1'-N9	5.24	112.39	108.20
14	4	2135	A	C5-C6-N6	-5.24	119.51	123.70
14	4	2150	C	P-O5'-C5'	-5.24	112.52	120.90
14	4	2169	A	C6-C5-N7	-5.23	128.64	132.30
14	4	2180	U	C3'-C2'-C1'	5.23	105.69	101.50
1	y	311	GLN	CA-C-N	5.23	131.74	117.10
11	1	74	A	C5-C6-N1	-5.23	115.09	117.70
12	2	1323	C	N3-C4-C5	-5.23	119.81	121.90
5	p	40	G	C2'-C3'-O3'	5.22	122.06	113.70
14	4	2156	G	N7-C8-N9	-5.22	110.49	113.10
5	p	17	U	C5'-C4'-O4'	5.22	115.36	109.10
14	4	2193	G	C5-C6-O6	-5.22	125.47	128.60
14	4	2135	A	C6-C5-N7	-5.21	128.65	132.30
11	1	53	A	C5-C6-N1	-5.21	115.09	117.70
11	1	99	U	C6-N1-C1'	-5.21	113.91	121.20
11	1	101	A	C5-C6-N1	-5.21	115.10	117.70
12	2	1321	A	C5-C6-N1	-5.21	115.10	117.70
11	1	66	C	N3-C4-N4	5.20	121.64	118.00
13	3	1534	U	C2-N3-C4	-5.20	123.88	127.00
14	4	2133	G	C4-C5-C6	5.20	121.92	118.80
7	5	71	ARG	CD-NE-CZ	-5.19	116.33	123.60
14	4	2149	U	N3-C4-O4	5.19	123.03	119.40
14	4	2152	G	N9-C4-C5	5.19	107.48	105.40
14	4	2126	A	P-O3'-C3'	5.19	125.93	119.70
7	5	111	PHE	CB-CG-CD2	5.19	124.43	120.80
12	2	1315	C	N3-C4-C5	-5.19	119.83	121.90
13	3	1553	A	C5-C6-N1	-5.18	115.11	117.70
14	4	2169	A	N7-C8-N9	-5.18	111.21	113.80
5	p	71	G	N9-C4-C5	-5.18	103.33	105.40
14	4	2135	A	C8-N9-C4	-5.18	103.73	105.80
14	4	2180	U	C2-N3-C4	-5.18	123.89	127.00
14	4	2100	G	C5-N7-C8	-5.17	101.71	104.30
14	4	2173	A	C6-N1-C2	5.17	121.70	118.60
13	3	1548	A	N3-C4-N9	5.17	131.54	127.40
14	4	2186	G	C5-N7-C8	5.17	106.89	104.30
5	p	11	C	N1-C2-O2	5.17	122.00	118.90
14	4	2130	U	C2-N3-C4	-5.16	123.90	127.00

Continued on next page...

Continued from previous page...

Mol	Chain	Res	Type	Atoms	Z	Observed(°)	Ideal(°)
14	4	2178	C	C1'-O4'-C4'	5.16	114.03	109.90
5	p	28	G	C5-C6-N1	-5.16	108.92	111.50
13	3	1535	A	O4'-C1'-C2'	-5.16	100.64	105.80
13	3	1540	G	N1-C6-O6	5.16	123.00	119.90
14	4	2127	G	N9-C4-C5	5.16	107.46	105.40
14	4	2143	C	N1-C2-O2	5.16	122.00	118.90
14	4	2187	U	OP1-P-OP2	-5.16	111.86	119.60
14	4	2170	A	C5-C6-N1	-5.15	115.12	117.70
14	4	2093	G	N7-C8-N9	5.15	115.67	113.10
1	y	236	PHE	CB-CG-CD1	-5.15	117.20	120.80
5	p	58	A	C6-C5-N7	-5.15	128.70	132.30
11	1	76	C	N3-C4-C5	-5.15	119.84	121.90
14	4	2190	G	N9-C4-C5	-5.15	103.34	105.40
11	1	85	G	O4'-C1'-N9	5.14	112.32	108.20
13	3	1519	G	C5-C6-N1	-5.14	108.93	111.50
5	p	55	U	N3-C2-O2	-5.14	118.60	122.20
1	y	122	TYR	CG-CD2-CE2	-5.14	117.19	121.30
2	E	121	PHE	CZ-CE2-CD2	-5.14	113.93	120.10
1	y	267	LEU	CB-CA-C	5.14	119.96	110.20
14	4	2092	U	N1-C2-O2	-5.14	119.20	122.80
1	y	354	PRO	CA-C-N	5.13	126.47	116.20
2	E	76	ARG	NE-CZ-NH2	-5.13	117.73	120.30
13	3	1531	C	C5-C4-N4	-5.13	116.61	120.20
2	E	90	THR	CA-CB-CG2	-5.13	105.22	112.40
14	4	2095	A	C4-C5-C6	5.13	119.57	117.00
1	y	394	ALA	N-CA-CB	5.13	117.28	110.10
5	p	26	A	C4-C5-N7	-5.13	108.14	110.70
11	1	52	A	C5-C6-N6	-5.13	119.60	123.70
13	3	1544	A	N3-C4-C5	-5.13	123.21	126.80
11	1	56	A	C5-C6-N1	-5.13	115.14	117.70
14	4	2164	C	P-O5'-C5'	-5.13	112.70	120.90
11	1	91	A	O4'-C1'-N9	5.12	112.30	108.20
1	y	184	GLY	C-N-CA	5.11	134.49	121.70
11	1	63	A	C5-C6-N1	-5.11	115.14	117.70
14	4	2143	C	C1'-O4'-C4'	-5.11	105.81	109.90
5	p	68	C	N3-C4-N4	5.11	121.58	118.00
14	4	2111	U	C2-N3-C4	5.11	130.06	127.00
13	3	1521	G	C5-N7-C8	5.11	106.85	104.30
13	3	1551	A	C1'-O4'-C4'	-5.11	105.81	109.90
1	y	57	ARG	N-CA-CB	5.11	119.79	110.60
13	3	1546	G	O5'-C5'-C4'	-5.11	102.00	111.70
11	1	94	A	C5-C6-N6	-5.10	119.62	123.70

Continued on next page...

Continued from previous page...

Mol	Chain	Res	Type	Atoms	Z	Observed(°)	Ideal(°)
1	y	117	SER	N-CA-CB	5.10	118.15	110.50
11	1	70	G	O4'-C1'-N9	5.10	112.28	108.20
11	1	74	A	O4'-C1'-N9	5.10	112.28	108.20
11	1	106	C	N3-C4-C5	-5.10	119.86	121.90
14	4	2144	G	C4-C5-N7	5.10	112.84	110.80
14	4	2193	G	P-O3'-C3'	5.10	125.82	119.70
11	1	71	A	C5-C6-N6	-5.10	119.62	123.70
14	4	2120	G	C5'-C4'-C3'	5.10	124.16	116.00
12	2	1308	A	O4'-C1'-N9	5.09	112.28	108.20
1	y	166	THR	CA-CB-CG2	-5.09	105.27	112.40
1	y	269	VAL	CA-CB-CG1	-5.09	103.27	110.90
14	4	2120	G	C2-N3-C4	5.09	114.44	111.90
1	y	340	ARG	N-CA-C	-5.09	97.27	111.00
14	4	2105	U	C5-C6-N1	-5.08	120.16	122.70
14	4	2125	G	C2-N3-C4	5.08	114.44	111.90
14	4	2195	U	N3-C4-O4	5.08	122.95	119.40
5	p	4	G	P-O5'-C5'	5.08	129.02	120.90
7	5	42	VAL	CA-CB-CG2	-5.07	103.29	110.90
11	1	103	A	C5-C6-N6	-5.07	119.64	123.70
5	p	75	C	N3-C4-C5	-5.07	119.87	121.90
14	4	2185	U	C1'-O4'-C4'	-5.07	105.84	109.90
11	1	104	A	O4'-C1'-N9	5.07	112.25	108.20
12	2	1336	A	C5'-C4'-O4'	5.06	115.18	109.10
5	p	41	U	OP1-P-OP2	-5.06	112.00	119.60
5	p	44	G	N9-C4-C5	5.06	107.42	105.40
14	4	2155	U	O5'-C5'-C4'	5.06	121.32	111.70
1	y	239	ARG	NE-CZ-NH1	-5.06	117.77	120.30
14	4	2194	U	C3'-C2'-C1'	-5.06	97.45	101.50
5	p	16	U	N3-C2-O2	5.06	125.74	122.20
14	4	2095	A	C5'-C4'-C3'	-5.06	107.91	116.00
14	4	2192	U	C4-C5-C6	-5.05	116.67	119.70
14	4	2118	U	C4'-C3'-C2'	5.05	107.65	102.60
14	4	2180	U	OP1-P-OP2	-5.05	112.02	119.60
5	p	21	A	N7-C8-N9	-5.05	111.28	113.80
5	p	57	G	C8-N9-C4	-5.05	104.38	106.40
13	3	1524	G	C6-C5-N7	-5.04	127.38	130.40
11	1	61	C	N3-C4-C5	-5.04	119.89	121.90
2	E	93	THR	C-N-CA	5.03	134.28	121.70
5	p	24	G	C4'-C3'-C2'	-5.03	97.57	102.60
5	p	35	C	N1-C2-O2	-5.03	115.88	118.90
14	4	2121	G	N1-C2-N3	-5.03	120.88	123.90
7	5	199	ALA	N-CA-CB	5.03	117.14	110.10

Continued on next page...

Continued from previous page...

Mol	Chain	Res	Type	Atoms	Z	Observed(°)	Ideal(°)
11	1	97	C	N3-C4-C5	-5.03	119.89	121.90
14	4	2130	U	N1-C2-N3	5.03	117.92	114.90
14	4	2181	U	N1-C2-N3	-5.02	111.89	114.90
1	y	64	PHE	N-CA-CB	-5.02	101.57	110.60
5	p	68	C	C2-N1-C1'	-5.02	113.28	118.80
12	2	1335	C	N3-C4-C5	-5.01	119.89	121.90
5	p	13	C	N1-C2-O2	5.01	121.91	118.90
13	3	1528	A	C6-N1-C2	-5.01	115.59	118.60
3	G	34	PHE	N-CA-C	-5.01	97.47	111.00
11	1	109	C	N3-C4-C5	-5.01	119.89	121.90
1	y	280	ALA	N-CA-CB	5.01	117.11	110.10
12	2	1312	U	O4'-C1'-N1	5.00	112.20	108.20
13	3	1522	A	N9-C4-C5	-5.00	103.80	105.80

All (5) chirality outliers are listed below:

Mol	Chain	Res	Type	Atom
1	y	55	GLN	CA
1	y	56	GLN	CA
4	n	38	LEU	CA
4	n	39	HIS	CA
4	n	40	GLN	CA

All (141) planarity outliers are listed below:

Mol	Chain	Res	Type	Group
11	1	60	G	Sidechain
11	1	72	U	Sidechain
12	2	1327	A	Sidechain
12	2	1334	G	Sidechain
13	3	1515	A	Sidechain
13	3	1517	G	Sidechain
13	3	1519	G	Sidechain
13	3	1520	U	Sidechain
13	3	1521	G	Sidechain
13	3	1522	A	Sidechain
13	3	1523	U	Sidechain
13	3	1524	G	Sidechain
13	3	1525	A	Sidechain
13	3	1529	G	Sidechain
13	3	1530	G	Sidechain
13	3	1531	C	Sidechain

Continued on next page...

Continued from previous page...

Mol	Chain	Res	Type	Group
13	3	1533	C	Sidechain
13	3	1536	C	Sidechain
13	3	1539	U	Sidechain
13	3	1540	G	Sidechain
13	3	1545	A	Sidechain
13	3	1546	G	Sidechain
13	3	1550	C	Sidechain
14	4	2099	U	Sidechain
14	4	2100	G	Sidechain
14	4	2101	A	Sidechain
14	4	2104	C	Sidechain
14	4	2105	U	Sidechain
14	4	2106	U	Sidechain
14	4	2107	G	Sidechain
14	4	2108	A	Sidechain
14	4	2110	G	Sidechain
14	4	2112	G	Sidechain
14	4	2113	U	Sidechain
14	4	2115	G	Sidechain
14	4	2116	G	Sidechain
14	4	2118	U	Sidechain
14	4	2119	A	Sidechain
14	4	2120	G	Sidechain
14	4	2123	G	Sidechain
14	4	2124	G	Sidechain
14	4	2125	G	Sidechain
14	4	2126	A	Sidechain
14	4	2127	G	Sidechain
14	4	2128	G	Sidechain
14	4	2129	C	Sidechain
14	4	2133	G	Sidechain
14	4	2135	A	Sidechain
14	4	2136	G	Sidechain
14	4	2140	G	Sidechain
14	4	2142	A	Sidechain
14	4	2144	G	Sidechain
14	4	2148	G	Sidechain
14	4	2149	U	Sidechain
14	4	2150	C	Sidechain
14	4	2152	G	Sidechain
14	4	2153	C	Sidechain
14	4	2154	A	Sidechain

Continued on next page...

Continued from previous page...

Mol	Chain	Res	Type	Group
14	4	2155	U	Sidechain
14	4	2156	G	Sidechain
14	4	2157	G	Sidechain
14	4	2159	G	Sidechain
14	4	2160	C	Sidechain
14	4	2161	C	Sidechain
14	4	2167	U	Sidechain
14	4	2168	G	Sidechain
14	4	2169	A	Sidechain
14	4	2172	U	Sidechain
14	4	2173	A	Sidechain
14	4	2174	C	Sidechain
14	4	2175	C	Sidechain
14	4	2176	A	Sidechain
14	4	2177	C	Sidechain
14	4	2179	C	Sidechain
14	4	2182	U	Sidechain
14	4	2183	A	Sidechain
14	4	2184	A	Sidechain
14	4	2185	U	Sidechain
14	4	2186	G	Sidechain
14	4	2187	U	Sidechain
14	4	2189	U	Sidechain
14	4	2190	G	Sidechain
14	4	2192	U	Sidechain
14	4	2194	U	Sidechain
14	4	2196	C	Sidechain
14	4	2197	U	Sidechain
7	5	122	ARG	Sidechain
7	5	163	TYR	Sidechain
7	5	208	TYR	Sidechain
2	E	87	ARG	Sidechain
2	E	93	THR	Mainchain
3	G	41	THR	Peptide
9	U	48	VAL	Peptide
6	a	66	U	Sidechain
5	p	1	G	Sidechain
5	p	13	C	Sidechain
5	p	24	G	Sidechain
5	p	26	A	Sidechain
5	p	27	C	Sidechain
5	p	28	G	Sidechain

Continued on next page...

Continued from previous page...

Mol	Chain	Res	Type	Group
5	p	29	A	Sidechain
5	p	3	G	Sidechain
5	p	31	C	Sidechain
5	p	33	U	Sidechain
5	p	34	G	Sidechain
5	p	36	C	Sidechain
5	p	38	A	Sidechain
5	p	39	G	Sidechain
5	p	40	G	Sidechain
5	p	41	U	Sidechain
5	p	44	G	Sidechain
5	p	45	G	Sidechain
5	p	48	C	Sidechain
5	p	49	G	Sidechain
5	p	53	G	Sidechain
5	p	55	U	Sidechain
5	p	58	A	Sidechain
5	p	63	C	Sidechain
5	p	65	U	Sidechain
5	p	69	C	Sidechain
5	p	70	C	Sidechain
5	p	74	C	Sidechain
5	p	76	A	Sidechain
1	y	22	ARG	Sidechain
1	y	232	PHE	Sidechain
1	y	243	ARG	Sidechain
1	y	248	TYR	Sidechain
1	y	265	LEU	Peptide
1	y	266	PRO	Mainchain
1	y	309	TYR	Sidechain
1	y	321	TYR	Sidechain
1	y	332	TYR	Sidechain
1	y	34	ARG	Sidechain
1	y	357	ARG	Sidechain
1	y	365	TYR	Sidechain
1	y	38	PHE	Sidechain
1	y	424	MET	Mainchain
1	y	45	ASP	Sidechain
1	y	57	ARG	Sidechain
1	y	67	PHE	Sidechain
1	y	85	TYR	Sidechain

5.2 Too-close contacts ⓘ

In the following table, the Non-H and H(model) columns list the number of non-hydrogen atoms and hydrogen atoms in the chain respectively. The H(added) column lists the number of hydrogen atoms added and optimized by MolProbity. The Clashes column lists the number of clashes within the asymmetric unit, whereas Symm-Clashes lists symmetry related clashes.

Mol	Chain	Non-H	H(model)	H(added)	Clashes	Symm-Clashes
1	y	3361	0	3514	0	0
2	E	433	0	466	22	0
3	G	461	0	485	7	0
4	n	760	0	742	0	0
5	p	1621	0	818	0	0
6	a	1626	0	833	0	0
7	5	1733	0	1824	8	0
8	T	787	0	844	20	0
9	U	789	0	847	0	0
10	Y	509	0	543	0	0
11	1	1350	0	678	2	0
12	2	775	0	389	0	0
13	3	948	0	478	0	0
14	4	2325	0	1168	8	0
All	All	17478	0	13629	45	0

The all-atom clashscore is defined as the number of clashes found per 1000 atoms (including hydrogen atoms). The all-atom clashscore for this structure is 20.

All (45) close contacts within the same asymmetric unit are listed below, sorted by their clash magnitude.

Atom-1	Atom-2	Interatomic distance (Å)	Clash overlap (Å)
2:E:81:LYS:HD2	8:T:93:LEU:CD1	1.30	1.62
2:E:81:LYS:CD	8:T:93:LEU:HD12	1.04	1.51
2:E:81:LYS:CD	8:T:93:LEU:CD1	1.94	1.21
2:E:81:LYS:HZ3	8:T:93:LEU:CG	1.57	1.17
2:E:81:LYS:CE	8:T:93:LEU:HD12	1.77	1.13
2:E:81:LYS:NZ	8:T:93:LEU:HG	1.65	1.12
2:E:81:LYS:NZ	8:T:93:LEU:CD1	2.13	1.11
2:E:81:LYS:HD3	8:T:93:LEU:HB2	1.26	1.10
2:E:81:LYS:HZ2	8:T:93:LEU:CD1	1.71	1.03
2:E:81:LYS:HD3	8:T:93:LEU:CB	1.91	1.01
2:E:81:LYS:NZ	8:T:93:LEU:CG	2.22	0.98
2:E:81:LYS:HZ3	8:T:93:LEU:HG	0.81	0.96
2:E:81:LYS:HZ2	8:T:93:LEU:HD11	1.32	0.94

Continued on next page...

Continued from previous page...

Atom-1	Atom-2	Interatomic distance (Å)	Clash overlap (Å)
2:E:81:LYS:HD3	8:T:93:LEU:HD12	1.50	0.93
2:E:81:LYS:HD2	8:T:93:LEU:HD13	1.55	0.85
2:E:81:LYS:HD3	8:T:93:LEU:CD1	2.05	0.82
2:E:78:GLU:HA	8:T:93:LEU:HD13	1.64	0.78
2:E:81:LYS:CD	8:T:93:LEU:CG	2.67	0.73
3:G:34:PHE:CD1	3:G:36:ALA:HB3	2.22	0.73
2:E:81:LYS:HD3	8:T:93:LEU:CG	2.22	0.68
3:G:36:ALA:HB1	3:G:40:ALA:HB3	1.85	0.59
2:E:81:LYS:HD2	8:T:93:LEU:HD12	0.59	0.58
3:G:29:ASP:O	3:G:33:SER:HB2	2.06	0.55
14:4:2103:C:C5	14:4:2104:C:C6	2.97	0.53
3:G:36:ALA:HB1	3:G:40:ALA:CB	2.42	0.50
14:4:2103:C:C5	14:4:2104:C:C5	3.01	0.49
14:4:2111:U:H3'	14:4:2112:G:H5'	1.94	0.48
7:5:172:HIS:CD2	14:4:2123:G:H21	2.32	0.48
7:5:53:ARG:HB3	7:5:167:LYS:HA	1.95	0.47
11:1:82:U:H3	11:1:104:A:H61	1.62	0.47
14:4:2091:C:H3'	14:4:2092:U:H5''	1.97	0.46
2:E:84:TRP:HB2	2:E:85:PRO:HD3	1.97	0.46
14:4:2110:G:H3'	14:4:2111:U:H5'	1.98	0.46
11:1:63:A:H2'	11:1:64:A:C8	2.51	0.46
2:E:107:ILE:O	2:E:111:LEU:HD12	2.16	0.45
7:5:212:VAL:O	7:5:223:ALA:HB1	2.16	0.45
3:G:37:GLY:O	3:G:38:ALA:HB2	2.17	0.45
3:G:68:LEU:HG	3:G:69:VAL:N	2.33	0.44
3:G:32:ALA:HB3	3:G:53:THR:HG21	1.99	0.44
7:5:156:ALA:HA	7:5:160:GLN:HB3	2.00	0.43
7:5:79:THR:HB	7:5:81:GLY:H	1.84	0.43
7:5:14:LYS:HB2	7:5:17:ALA:HB2	2.00	0.43
7:5:12:ARG:HE	14:4:2107:G:H4'	1.84	0.41
7:5:76:ALA:HB1	7:5:103:GLN:NE2	2.36	0.41
14:4:2194:U:H2'	14:4:2195:U:C6	2.57	0.40

There are no symmetry-related clashes.

5.3 Torsion angles ⓘ

5.3.1 Protein backbone ⓘ

In the following table, the Percentiles column shows the percent Ramachandran outliers of the chain as a percentile score with respect to all PDB entries followed by that with respect to all EM

entries.

The Analysed column shows the number of residues for which the backbone conformation was analysed, and the total number of residues.

Mol	Chain	Analysed	Favoured	Allowed	Outliers	Percentiles	
1	y	435/437 (100%)	392 (90%)	18 (4%)	25 (6%)	2	28
2	E	54/56 (96%)	49 (91%)	4 (7%)	1 (2%)	10	52
3	G	65/67 (97%)	57 (88%)	4 (6%)	4 (6%)	2	26
4	n	99/101 (98%)	42 (42%)	26 (26%)	31 (31%)	0	0
7	5	232/234 (99%)	198 (85%)	25 (11%)	9 (4%)	4	36
8	T	98/100 (98%)	71 (72%)	20 (20%)	7 (7%)	1	22
9	U	101/103 (98%)	84 (83%)	14 (14%)	3 (3%)	5	42
10	Y	61/63 (97%)	48 (79%)	11 (18%)	2 (3%)	5	40
All	All	1145/1161 (99%)	941 (82%)	122 (11%)	82 (7%)	3	22

All (82) Ramachandran outliers are listed below:

Mol	Chain	Res	Type
1	y	45	ASP
1	y	56	GLN
1	y	258	TYR
1	y	266	PRO
1	y	298	THR
1	y	315	PRO
1	y	316	LEU
1	y	396	LYS
3	G	34	PHE
3	G	38	ALA
4	n	16	SER
4	n	24	ASP
4	n	26	SER
4	n	27	SER
4	n	30	LEU
4	n	33	GLN
4	n	37	ALA
4	n	38	LEU
4	n	39	HIS
4	n	40	GLN
4	n	43	ILE
4	n	44	SER
4	n	46	ASP

Continued on next page...

Continued from previous page...

Mol	Chain	Res	Type
4	n	48	ASP
4	n	52	SER
4	n	60	VAL
4	n	62	MET
4	n	68	GLU
4	n	71	LEU
4	n	72	ALA
7	5	18	THR
7	5	37	LYS
7	5	120	ALA
8	T	35	ALA
8	T	36	LYS
8	T	99	ALA
9	U	49	PRO
1	y	148	LEU
1	y	210	ALA
1	y	212	GLN
1	y	399	PHE
1	y	438	LEU
1	y	439	LYS
4	n	29	GLU
4	n	41	ARG
4	n	42	SER
4	n	73	VAL
4	n	76	VAL
7	5	16	ASP
7	5	159	GLY
8	T	72	GLN
10	Y	2	LYS
10	Y	37	LEU
1	y	40	PRO
1	y	400	TYR
2	E	90	THR
4	n	61	LYS
7	5	87	ALA
7	5	88	LYS
7	5	90	ALA
8	T	97	GLY
1	y	185	ASN
3	G	45	SER
4	n	57	PRO
9	U	12	VAL

Continued on next page...

Continued from previous page...

Mol	Chain	Res	Type
9	U	75	ALA
1	y	55	GLN
1	y	78	PHE
1	y	255	ARG
4	n	50	PRO
7	5	72	SER
8	T	10	VAL
1	y	256	ARG
4	n	49	SER
8	T	29	THR
3	G	44	GLY
1	y	299	GLY
4	n	28	GLY
1	y	143	PRO
4	n	56	LEU
1	y	6	GLY
1	y	240	GLY

5.3.2 Protein sidechains ⓘ

In the following table, the Percentiles column shows the percent sidechain outliers of the chain as a percentile score with respect to all PDB entries followed by that with respect to all EM entries.

The Analysed column shows the number of residues for which the sidechain conformation was analysed, and the total number of residues.

Mol	Chain	Analysed	Rotameric	Outliers	Percentiles	
1	y	353/353 (100%)	330 (94%)	23 (6%)	21	58
2	E	47/47 (100%)	45 (96%)	2 (4%)	35	70
3	G	46/46 (100%)	39 (85%)	7 (15%)	3	22
4	n	77/77 (100%)	61 (79%)	16 (21%)	1	10
7	5	181/181 (100%)	170 (94%)	11 (6%)	23	60
8	T	84/84 (100%)	79 (94%)	5 (6%)	24	60
9	U	84/84 (100%)	82 (98%)	2 (2%)	57	82
10	Y	55/55 (100%)	54 (98%)	1 (2%)	66	87
All	All	927/927 (100%)	860 (93%)	67 (7%)	23	55

All (67) residues with a non-rotameric sidechain are listed below:

Mol	Chain	Res	Type
1	y	7	LEU
1	y	31	ILE
1	y	32	VAL
1	y	57	ARG
1	y	63	MET
1	y	77	ILE
1	y	113	ARG
1	y	145	MET
1	y	152	PRO
1	y	172	MET
1	y	176	GLU
1	y	180	GLU
1	y	189	ILE
1	y	255	ARG
1	y	264	HIS
1	y	267	LEU
1	y	315	PRO
1	y	336	VAL
1	y	357	ARG
1	y	375	LEU
1	y	388	PRO
1	y	415	ASP
1	y	416	PHE
2	E	77	THR
2	E	94	THR
3	G	33	SER
3	G	34	PHE
3	G	42	LEU
3	G	43	PHE
3	G	46	SER
3	G	59	LEU
3	G	65	ILE
4	n	13	LEU
4	n	32	ARG
4	n	38	LEU
4	n	41	ARG
4	n	42	SER
4	n	44	SER
4	n	46	ASP
4	n	52	SER
4	n	54	HIS
4	n	56	LEU
4	n	58	GLU

Continued on next page...

Continued from previous page...

Mol	Chain	Res	Type
4	n	61	LYS
4	n	67	GLN
4	n	71	LEU
4	n	92	SER
4	n	97	ILE
7	5	3	LYS
7	5	73	VAL
7	5	77	VAL
7	5	78	PHE
7	5	85	GLU
7	5	95	VAL
7	5	102	ASP
7	5	121	MET
7	5	136	LEU
7	5	144	THR
7	5	166	ASP
8	T	36	LYS
8	T	61	LEU
8	T	66	LYS
8	T	69	ARG
8	T	96	VAL
9	U	49	PRO
9	U	91	LYS
10	Y	27	ASN

Some sidechains can be flipped to improve hydrogen bonding and reduce clashes. All (11) such sidechains are listed below:

Mol	Chain	Res	Type
1	y	252	GLN
1	y	345	ASN
1	y	419	GLN
4	n	33	GLN
4	n	39	HIS
4	n	40	GLN
7	5	103	GLN
7	5	165	ASN
7	5	168	ASN
8	T	70	HIS
9	U	52	ASN

5.3.3 RNA ⓘ

Mol	Chain	Analysed	Backbone Outliers	Pucker Outliers
11	1	62/63 (98%)	13 (20%)	1 (1%)
12	2	35/36 (97%)	8 (22%)	1 (2%)
13	3	43/44 (97%)	7 (16%)	2 (4%)
14	4	108/109 (99%)	39 (36%)	8 (7%)
5	p	75/76 (98%)	17 (22%)	0
6	a	74/76 (97%)	28 (37%)	0
All	All	397/404 (98%)	112 (28%)	12 (3%)

All (112) RNA backbone outliers are listed below:

Mol	Chain	Res	Type
5	p	2	C
5	p	4	G
5	p	5	G
5	p	7	A
5	p	8	U
5	p	17	U
5	p	18	G
5	p	22	G
5	p	37	A
5	p	44	G
5	p	46	G
5	p	49	G
5	p	60	U
5	p	61	C
5	p	69	C
5	p	74	C
5	p	75	C
6	a	8	U
6	a	9	A
6	a	10	G
6	a	11	C
6	a	16	U
6	a	17	C
6	a	18	G
6	a	19	G
6	a	20	U
6	a	21	A
6	a	22	G
6	a	24	G
6	a	25	C
6	a	26	A
6	a	27	G

Continued on next page...

Continued from previous page...

Mol	Chain	Res	Type
6	a	41	C
6	a	44	G
6	a	46	G
6	a	47	U
6	a	49	C
6	a	58	A
6	a	59	U
6	a	61	C
6	a	70	G
6	a	73	A
6	a	74	C
6	a	75	C
6	a	76	A
11	1	63	A
11	1	64	A
11	1	71	A
11	1	74	A
11	1	75	G
11	1	84	A
11	1	90	U
11	1	91	A
11	1	92	U
11	1	93	G
11	1	95	A
11	1	100	U
11	1	103	A
12	2	1312	U
12	2	1313	U
12	2	1316	U
12	2	1325	U
12	2	1326	U
12	2	1334	G
12	2	1336	A
12	2	1337	G
13	3	1523	U
13	3	1524	G
13	3	1532	A
13	3	1535	A
13	3	1538	G
13	3	1540	G
13	3	1552	A
14	4	2102	G

Continued on next page...

Continued from previous page...

Mol	Chain	Res	Type
14	4	2104	C
14	4	2111	U
14	4	2117	A
14	4	2118	U
14	4	2119	A
14	4	2120	G
14	4	2126	A
14	4	2128	G
14	4	2129	C
14	4	2131	U
14	4	2132	U
14	4	2133	G
14	4	2135	A
14	4	2136	G
14	4	2137	U
14	4	2138	G
14	4	2144	G
14	4	2145	C
14	4	2146	C
14	4	2147	A
14	4	2148	G
14	4	2149	U
14	4	2152	G
14	4	2153	C
14	4	2155	U
14	4	2158	A
14	4	2159	G
14	4	2160	C
14	4	2163	A
14	4	2164	C
14	4	2165	C
14	4	2166	U
14	4	2176	A
14	4	2179	C
14	4	2181	U
14	4	2192	U
14	4	2198	A
14	4	2199	A

All (12) RNA pucker outliers are listed below:

Continued on next page...

Continued from previous page...

Mol	Chain	Res	Type
-----	-------	-----	------

Mol	Chain	Res	Type
11	1	91	A
12	2	1312	U
13	3	1535	A
13	3	1551	A
14	4	2132	U
14	4	2144	G
14	4	2145	C
14	4	2147	A
14	4	2152	G
14	4	2157	G
14	4	2163	A
14	4	2172	U

5.4 Non-standard residues in protein, DNA, RNA chains ⓘ

1 non-standard protein/DNA/RNA residue is modelled in this entry.

In the following table, the Counts columns list the number of bonds (or angles) for which Mogul statistics could be retrieved, the number of bonds (or angles) that are observed in the model and the number of bonds (or angles) that are defined in the chemical component dictionary. The Link column lists molecule types, if any, to which the group is linked. The Z score for a bond length (or angle) is the number of standard deviations the observed value is removed from the expected value. A bond length (or angle) with $|Z| > 2$ is considered an outlier worth inspection. RMSZ is the root-mean-square of all Z scores of the bond lengths (or angles).

Mol	Type	Chain	Res	Link	Bond lengths			Bond angles		
					Counts	RMSZ	# $ Z > 2$	Counts	RMSZ	# $ Z > 2$
6	MIA	a	37	6	22,31,32	1.41	2 (9%)	26,44,47	3.46	6 (23%)

In the following table, the Chirals column lists the number of chiral outliers, the number of chiral centers analysed, the number of these observed in the model and the number defined in the chemical component dictionary. Similar counts are reported in the Torsion and Rings columns. '-' means no outliers of that kind were identified.

Mol	Type	Chain	Res	Link	Chirals	Torsions	Rings
6	MIA	a	37	6	-	0/11/33/34	0/3/3/3

All (2) bond length outliers are listed below:

Mol	Chain	Res	Type	Atoms	Z	Observed(Å)	Ideal(Å)
6	a	37	MIA	C13-C12	-3.99	1.35	1.52
6	a	37	MIA	C2-S10	4.17	1.79	1.75

All (6) bond angle outliers are listed below:

Mol	Chain	Res	Type	Atoms	Z	Observed(°)	Ideal(°)
6	a	37	MIA	C12-N6-C6	-12.12	109.44	123.46
6	a	37	MIA	C5-C6-N1	-2.80	117.74	120.58
6	a	37	MIA	C16-C14-C15	2.01	120.33	110.52
6	a	37	MIA	C2-N1-C6	2.18	119.11	113.13
6	a	37	MIA	C1'-N9-C4	2.75	129.88	126.81
6	a	37	MIA	C11-S10-C2	11.13	110.16	102.31

There are no chirality outliers.

There are no torsion outliers.

There are no ring outliers.

No monomer is involved in short contacts.

5.5 Carbohydrates [i](#)

There are no carbohydrates in this entry.

5.6 Ligand geometry [i](#)

There are no ligands in this entry.

5.7 Other polymers [i](#)

There are no such residues in this entry.

5.8 Polymer linkage issues [i](#)

There are no chain breaks in this entry.