



Full wwPDB/EMDatabank EM Map/Model Validation Report ⓘ

Jan 10, 2017 – 12:35 PM EST

PDB ID : 3JBT
EMDB ID: : EMD-6480
Title : Atomic structure of the Apaf-1 apoptosome
Authors : Zhou, M.; Li, Y.; Hu, Q.; Bai, X.; Huang, W.; Yan, C.; Scheres, S.H.W.; Shi, Y.
Deposited on : 2015-10-15
Resolution : 3.80 Å(reported)
Based on PDB ID : 3J2T, 4RSZ

This is a Full wwPDB/EMDatabank EM Map/Model Validation Report
for a publicly released PDB/EMDB entry.

We welcome your comments at validation@mail.wwpdb.org
A user guide is available at
<http://wwpdb.org/validation/2016/EMValidationReportHelp>
with specific help available everywhere you see the ⓘ symbol.

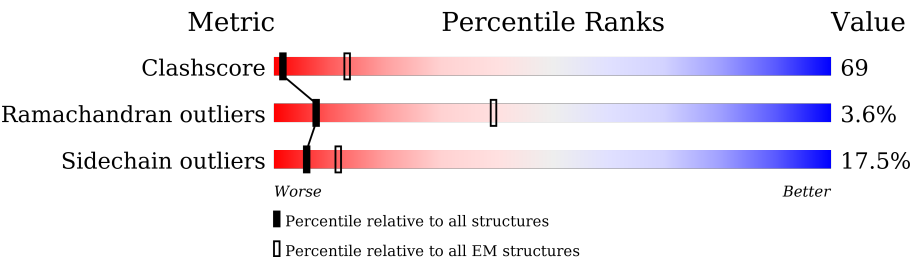
MolProbity : 4.02b-467
Mogul : 1.7.1 (RC1), CSD as537be (2016)
Percentile statistics : 20151230.v01 (using entries in the PDB archive December 30th 2015)
Ideal geometry (proteins) : Engh & Huber (2001)
Ideal geometry (DNA, RNA) : Parkinson et. al. (1996)
Validation Pipeline (wwPDB-VP) : rb-20028442

1 Overall quality at a glance i

The following experimental techniques were used to determine the structure:
ELECTRON MICROSCOPY

The reported resolution of this entry is 3.80 Å.

Percentile scores (ranging between 0-100) for global validation metrics of the entry are shown in the following graphic. The table shows the number of entries on which the scores are based.



Metric	Whole archive (#Entries)	EM structures (#Entries)
Clashscore	114402	924
Ramachandran outliers	111179	726
Sidechain outliers	111093	686

The table below summarises the geometric issues observed across the polymeric chains. The red, orange, yellow and green segments on the bar indicate the fraction of residues that contain outliers for ≥ 3 , 2, 1 and 0 types of geometric quality criteria. A grey segment represents the fraction of residues that are not modelled. The numeric value for each fraction is indicated below the corresponding segment, with a dot representing fractions $\leq 5\%$

Mol	Chain	Length	Quality of chain
1	A	1260	32% 45% 13% • 9%
1	C	1260	31% 45% 13% • 9%
1	E	1260	32% 45% 13% • 9%
1	G	1260	32% 45% 13% • 9%
1	I	1260	32% 45% 13% • 9%
1	K	1260	32% 45% 13% • 9%
1	M	1260	32% 45% 13% • 9%
2	B	105	82% 15% ..
2	D	105	82% 15% ..

Continued on next page...

Continued from previous page...

Mol	Chain	Length	Quality of chain
2	F	105	<div><div></div><div>82%</div><div>15%</div><div>..</div></div>
2	H	105	<div><div></div><div>82%</div><div>15%</div><div>..</div></div>
2	J	105	<div><div></div><div>83%</div><div>14%</div><div>..</div></div>
2	L	105	<div><div></div><div>82%</div><div>15%</div><div>..</div></div>
2	N	105	<div><div></div><div>82%</div><div>16%</div><div>..</div></div>

2 Entry composition

There are 5 unique types of molecules in this entry. The entry contains 70252 atoms, of which 0 are hydrogens and 0 are deuteriums.

In the tables below, the AltConf column contains the number of residues with at least one atom in alternate conformation and the Trace column contains the number of residues modelled with at most 2 atoms.

- Molecule 1 is a protein called Apoptotic protease-activating factor 1.

Mol	Chain	Residues	Atoms					AltConf	Trace
1	A	1144	Total	C	N	O	S	0	0
			9139	5789	1569	1720	61		
1	C	1144	Total	C	N	O	S	0	0
			9139	5789	1569	1720	61		
1	E	1144	Total	C	N	O	S	0	0
			9139	5789	1569	1720	61		
1	G	1144	Total	C	N	O	S	0	0
			9139	5789	1569	1720	61		
1	I	1144	Total	C	N	O	S	0	0
			9139	5789	1569	1720	61		
1	K	1144	Total	C	N	O	S	0	0
			9139	5789	1569	1720	61		
1	M	1144	Total	C	N	O	S	0	0
			9139	5789	1569	1720	61		

There are 84 discrepancies between the modelled and reference sequences:

Chain	Residue	Modelled	Actual	Comment	Reference
A	1249	LEU	-	EXPRESSION TAG	UNP O14727
A	1250	GLU	-	EXPRESSION TAG	UNP O14727
A	1251	HIS	-	EXPRESSION TAG	UNP O14727
A	1252	HIS	-	EXPRESSION TAG	UNP O14727
A	1253	HIS	-	EXPRESSION TAG	UNP O14727
A	1254	HIS	-	EXPRESSION TAG	UNP O14727
A	1255	HIS	-	EXPRESSION TAG	UNP O14727
A	1256	HIS	-	EXPRESSION TAG	UNP O14727
A	1257	HIS	-	EXPRESSION TAG	UNP O14727
A	1258	HIS	-	EXPRESSION TAG	UNP O14727
A	1259	HIS	-	EXPRESSION TAG	UNP O14727
A	1260	HIS	-	EXPRESSION TAG	UNP O14727
C	1249	LEU	-	EXPRESSION TAG	UNP O14727
C	1250	GLU	-	EXPRESSION TAG	UNP O14727
C	1251	HIS	-	EXPRESSION TAG	UNP O14727
C	1252	HIS	-	EXPRESSION TAG	UNP O14727

Continued on next page...

Continued from previous page...

Chain	Residue	Modelled	Actual	Comment	Reference
C	1253	HIS	-	EXPRESSION TAG	UNP O14727
C	1254	HIS	-	EXPRESSION TAG	UNP O14727
C	1255	HIS	-	EXPRESSION TAG	UNP O14727
C	1256	HIS	-	EXPRESSION TAG	UNP O14727
C	1257	HIS	-	EXPRESSION TAG	UNP O14727
C	1258	HIS	-	EXPRESSION TAG	UNP O14727
C	1259	HIS	-	EXPRESSION TAG	UNP O14727
C	1260	HIS	-	EXPRESSION TAG	UNP O14727
E	1249	LEU	-	EXPRESSION TAG	UNP O14727
E	1250	GLU	-	EXPRESSION TAG	UNP O14727
E	1251	HIS	-	EXPRESSION TAG	UNP O14727
E	1252	HIS	-	EXPRESSION TAG	UNP O14727
E	1253	HIS	-	EXPRESSION TAG	UNP O14727
E	1254	HIS	-	EXPRESSION TAG	UNP O14727
E	1255	HIS	-	EXPRESSION TAG	UNP O14727
E	1256	HIS	-	EXPRESSION TAG	UNP O14727
E	1257	HIS	-	EXPRESSION TAG	UNP O14727
E	1258	HIS	-	EXPRESSION TAG	UNP O14727
E	1259	HIS	-	EXPRESSION TAG	UNP O14727
E	1260	HIS	-	EXPRESSION TAG	UNP O14727
G	1249	LEU	-	EXPRESSION TAG	UNP O14727
G	1250	GLU	-	EXPRESSION TAG	UNP O14727
G	1251	HIS	-	EXPRESSION TAG	UNP O14727
G	1252	HIS	-	EXPRESSION TAG	UNP O14727
G	1253	HIS	-	EXPRESSION TAG	UNP O14727
G	1254	HIS	-	EXPRESSION TAG	UNP O14727
G	1255	HIS	-	EXPRESSION TAG	UNP O14727
G	1256	HIS	-	EXPRESSION TAG	UNP O14727
G	1257	HIS	-	EXPRESSION TAG	UNP O14727
G	1258	HIS	-	EXPRESSION TAG	UNP O14727
G	1259	HIS	-	EXPRESSION TAG	UNP O14727
G	1260	HIS	-	EXPRESSION TAG	UNP O14727
I	1249	LEU	-	EXPRESSION TAG	UNP O14727
I	1250	GLU	-	EXPRESSION TAG	UNP O14727
I	1251	HIS	-	EXPRESSION TAG	UNP O14727
I	1252	HIS	-	EXPRESSION TAG	UNP O14727
I	1253	HIS	-	EXPRESSION TAG	UNP O14727
I	1254	HIS	-	EXPRESSION TAG	UNP O14727
I	1255	HIS	-	EXPRESSION TAG	UNP O14727
I	1256	HIS	-	EXPRESSION TAG	UNP O14727
I	1257	HIS	-	EXPRESSION TAG	UNP O14727
I	1258	HIS	-	EXPRESSION TAG	UNP O14727

Continued on next page...

Continued from previous page...

Chain	Residue	Modelled	Actual	Comment	Reference
I	1259	HIS	-	EXPRESSION TAG	UNP O14727
I	1260	HIS	-	EXPRESSION TAG	UNP O14727
K	1249	LEU	-	EXPRESSION TAG	UNP O14727
K	1250	GLU	-	EXPRESSION TAG	UNP O14727
K	1251	HIS	-	EXPRESSION TAG	UNP O14727
K	1252	HIS	-	EXPRESSION TAG	UNP O14727
K	1253	HIS	-	EXPRESSION TAG	UNP O14727
K	1254	HIS	-	EXPRESSION TAG	UNP O14727
K	1255	HIS	-	EXPRESSION TAG	UNP O14727
K	1256	HIS	-	EXPRESSION TAG	UNP O14727
K	1257	HIS	-	EXPRESSION TAG	UNP O14727
K	1258	HIS	-	EXPRESSION TAG	UNP O14727
K	1259	HIS	-	EXPRESSION TAG	UNP O14727
K	1260	HIS	-	EXPRESSION TAG	UNP O14727
M	1249	LEU	-	EXPRESSION TAG	UNP O14727
M	1250	GLU	-	EXPRESSION TAG	UNP O14727
M	1251	HIS	-	EXPRESSION TAG	UNP O14727
M	1252	HIS	-	EXPRESSION TAG	UNP O14727
M	1253	HIS	-	EXPRESSION TAG	UNP O14727
M	1254	HIS	-	EXPRESSION TAG	UNP O14727
M	1255	HIS	-	EXPRESSION TAG	UNP O14727
M	1256	HIS	-	EXPRESSION TAG	UNP O14727
M	1257	HIS	-	EXPRESSION TAG	UNP O14727
M	1258	HIS	-	EXPRESSION TAG	UNP O14727
M	1259	HIS	-	EXPRESSION TAG	UNP O14727
M	1260	HIS	-	EXPRESSION TAG	UNP O14727

- Molecule 2 is a protein called Cytochrome c.

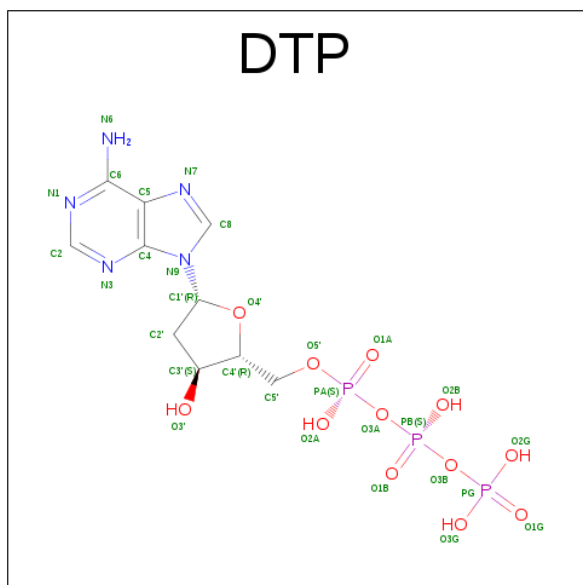
Mol	Chain	Residues	Atoms					AltConf	Trace
2	B	104	Total	C	N	O	S	0	0
			823	524	144	151	4		
2	D	104	Total	C	N	O	S	0	0
			823	524	144	151	4		
2	F	104	Total	C	N	O	S	0	0
			823	524	144	151	4		
2	H	104	Total	C	N	O	S	0	0
			823	524	144	151	4		
2	J	104	Total	C	N	O	S	0	0
			823	524	144	151	4		
2	L	104	Total	C	N	O	S	0	0
			823	524	144	151	4		

Continued on next page...

Continued from previous page...

Mol	Chain	Residues	Atoms					AltConf	Trace
2	N	104	Total	C	N	O	S	0	0
			823	524	144	151	4		

- Molecule 3 is 2'-DEOXYADENOSINE 5'-TRIPHOSPHATE (three-letter code: DTP) (formula: $C_{10}H_{16}N_5O_{12}P_3$).



Mol	Chain	Residues	Atoms					AltConf
3	A	1	Total	C	N	O	P	0
			30	10	5	12	3	
3	C	1	Total	C	N	O	P	0
			30	10	5	12	3	
3	E	1	Total	C	N	O	P	0
			30	10	5	12	3	
3	G	1	Total	C	N	O	P	0
			30	10	5	12	3	
3	I	1	Total	C	N	O	P	0
			30	10	5	12	3	
3	K	1	Total	C	N	O	P	0
			30	10	5	12	3	
3	M	1	Total	C	N	O	P	0
			30	10	5	12	3	

- Molecule 4 is MAGNESIUM ION (three-letter code: MG) (formula: Mg).

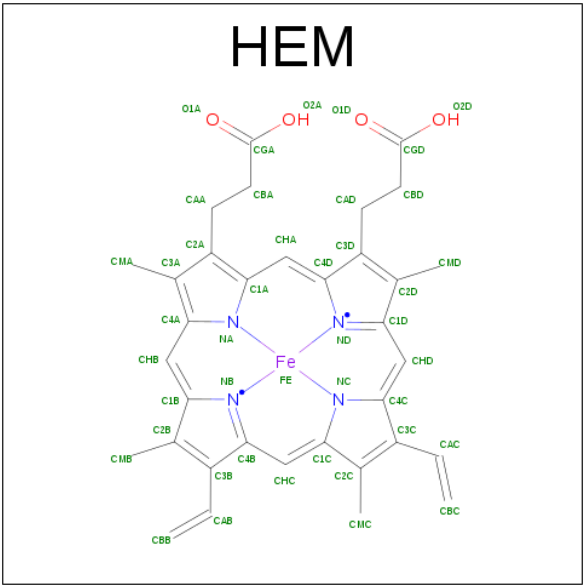
Mol	Chain	Residues	Atoms		AltConf
4	G	1	Total	Mg	0
			1	1	

Continued on next page...

Continued from previous page...

Mol	Chain	Residues	Atoms		AltConf
4	K	1	Total	Mg	0
			1	1	
4	E	1	Total	Mg	0
			1	1	
4	I	1	Total	Mg	0
			1	1	
4	C	1	Total	Mg	0
			1	1	
4	A	1	Total	Mg	0
			1	1	
4	M	1	Total	Mg	0
			1	1	

- Molecule 5 is PROTOPORPHYRIN IX CONTAINING FE (three-letter code: HEM) (formula: $C_{34}H_{32}FeN_4O_4$).



Mol	Chain	Residues	Atoms					AltConf
5	B	1	Total	C	Fe	N	O	0
			43	34	1	4	4	
5	D	1	Total	C	Fe	N	O	0
			43	34	1	4	4	
5	F	1	Total	C	Fe	N	O	0
			43	34	1	4	4	
5	H	1	Total	C	Fe	N	O	0
			43	34	1	4	4	
5	J	1	Total	C	Fe	N	O	0
			43	34	1	4	4	

Continued on next page...

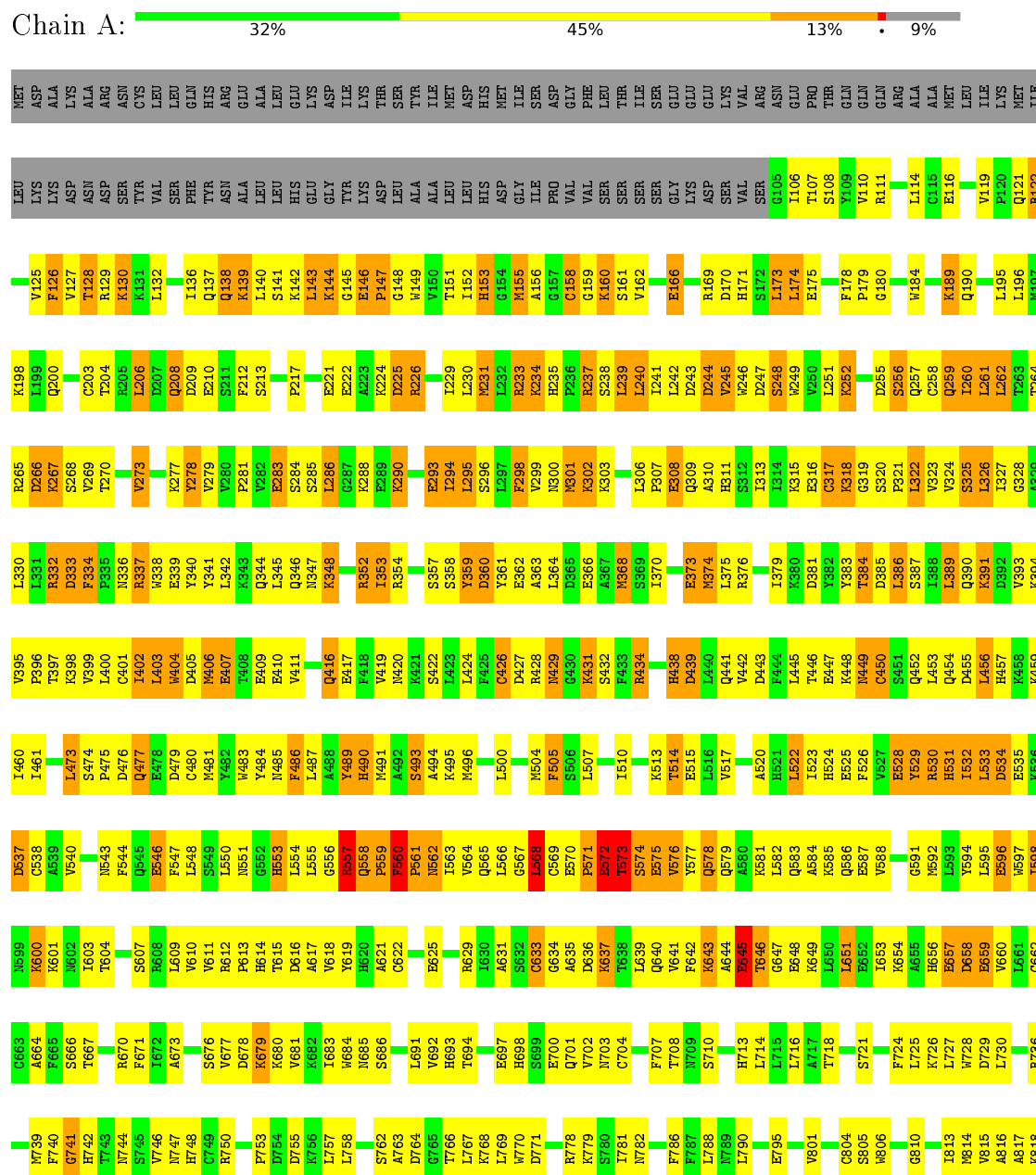
Continued from previous page...

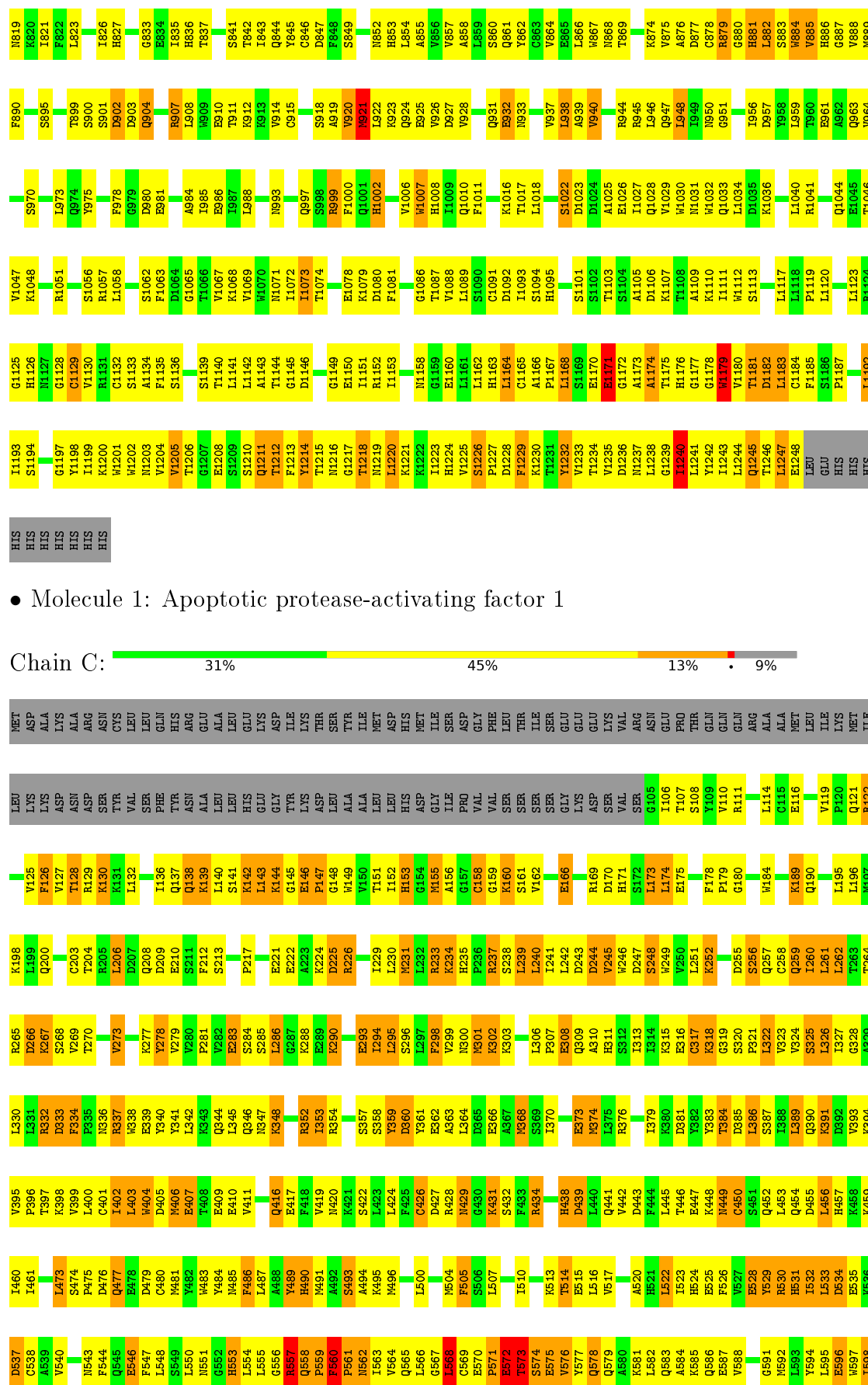
Mol	Chain	Residues	Atoms					AltConf
5	L	1	Total	C	Fe	N	O	0
			43	34	1	4	4	
5	N	1	Total	C	Fe	N	O	0
			43	34	1	4	4	

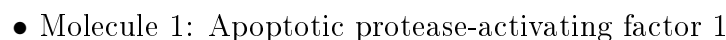
3 Residue-property plots


These plots are drawn for all protein, RNA and DNA chains in the entry. The first graphic for a chain summarises the proportions of errors displayed in the second graphic. The second graphic shows the sequence view annotated by issues in geometry. Residues are color-coded according to the number of geometric quality criteria for which they contain at least one outlier: green = 0, yellow = 1, orange = 2 and red = 3 or more. Stretches of 2 or more consecutive residues without any outlier are shown as a green connector. Residues present in the sample, but not in the model, are shown in grey.

- Molecule 1: Apoptotic protease-activating factor 1









- Chain G:  32% 45% 13% 9%

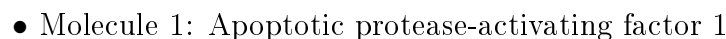


HIS	L1182	L1123	E1045	Q963	V888	A817	M739	A664	K600	C538	L460	V395	L330	R265	K198
HIS	L1193	G1124	T1046	V964	M889	K818	M739	F665	K601	A539	L461	P396	L331	D266	L199
HIS	S1194	G1125	K1048	S970	F890	M819	F740	S666	M602	V540	L473	T397	R332	K267	Q200
HIS	G1127	N1127	R1051	L973	S895	I821	H742	D668	T604	N543	D476	L400	F334	V269	C203
HIS	G1129	G1129	G1066	Q974	T899	F822	H744	D669	S607	Q545	Q477	C401	P336	T270	T204
HIS	V1130	V1130	S1056	Y975	S900	L823	S745	R670	K608	E546	Q477	L402	R337	V273	R205
HIS	C1132	C1132	R1057	F978	S901	T826	V746	R671	L609	E547	D479	L403	R338	K277	D207
HIS	S1133	S1133	L1058	G979	D902	H827	H747	I672	V610	L548	C480	W404	F340	K278	Q208
HIS	A1134	A1134	S1062	D980	Q904	G833	H748	A673	V611	S549	Y481	D405	Y340	W279	D209
HIS	F1135	F1135	F1063	E981	R907	H834	G749	S676	B612	L550	Y483	W406	Y341	V279	E210
HIS	V1205	V1205	D1064	Q981	R907	I835	G750	R677	B613	G552	Y484	E408	L342	V280	S211
HIS	T1206	T1206	G1065	A984	L908	H836	F751	D678	H614	H553	Y486	E409	K343	P281	F212
HIS	G1207	G1207	T1066	R985	W909	T837	S752	K679	T615	H554	Y486	E410	Q344	V282	F213
HIS	E1208	E1208	V1067	E986	E910	H837	D754	K680	D616	L555	Y487	E411	L345	E283	S213
HIS	S1209	S1209	K1068	I987	T911	S841	D755	V681	A617	L556	L487	W411	Q346	S284	S217
HIS	L1141	L1141	V1069	L988	K912	T842	K756	I683	V618	G556	A488	W411	Q347	S285	S217
HIS	A1143	A1143	W1070	N993	K913	I843	L757	V684	H620	H557	Y489	E416	K348	L286	E221
HIS	T1144	T1144	I1071	Q997	V914	Q844	L758	M685	A621	P559	Y490	E417	R352	G287	A222
HIS	G1146	G1146	I1072	Q997	C915	Q846	L759	S686	C622	F560	A492	W419	I353	E289	K224
HIS	I1073	I1073	I1073	Q997	C915	C846	S762	S686	C622	P561	S493	W420	R354	K290	D225
HIS	T1074	T1074	T1074	Q997	C915	D847	A763	L691	E625	N562	A494	E421	K348	L286	R226
HIS	G1149	G1149	S998	R999	A919	F843	D764	V692	E625	I563	K495	S422	S357	E283	T229
HIS	E1150	E1150	F1000	F1000	Y920	S849	G765	H693	R629	V564	Y496	L453	S358	I294	L230
HIS	I1151	I1151	Q1001	Q1001	R921	S849	G765	T694	R629	Q565	L500	S422	S358	L295	W231
HIS	R1152	R1152	H1002	H1002	R921	S849	G765	T694	R629	L566	L500	F425	P359	D296	K231
HIS	I1153	I1153	F1081	F1081	R921	S849	G765	T694	R629	G567	L500	F425	P359	D296	K231
HIS	N1158	N1158	G1086	V1006	Q924	K923	K768	H698	R629	L568	Y504	D427	F362	F298	R233
HIS	G1159	G1159	H1007	H1007	E925	K923	K768	H698	R629	C569	Y505	R428	A363	V299	K234
HIS	E1160	E1160	I1008	I1008	V926	K923	K768	H698	R629	E570	S506	W429	L364	W300	H235
HIS	H1161	H1161	D927	D927	V928	K923	K768	H698	R629	P571	L507	W429	L364	W300	H235
HIS	L1162	L1162	S1090	F1011	V928	K923	K768	H698	R629	E572	L507	W429	L364	W300	H235
HIS	C1091	C1091	C1091	K1016	Q931	S860	K779	C704	R629	E573	L507	W429	L364	W300	H235
HIS	D1092	D1092	D1092	K1017	Q931	S860	K779	C704	R629	E574	L507	W429	L364	W300	H235
HIS	I1093	I1093	I1093	T1017	Q931	S860	K779	C704	R629	E575	L507	W429	L364	W300	H235
HIS	S1094	S1094	H1095	L1018	Q931	S860	K779	C704	R629	E576	L507	W429	L364	W300	H235
HIS	H1095	H1095	H1095	L1018	Q931	S860	K779	C704	R629	E577	L507	W429	L364	W300	H235
HIS	S1022	S1022	L1168	S1022	Q931	S860	K779	C704	R629	E578	L507	W429	L364	W300	H235
HIS	D1023	D1023	D1023	D1024	Q931	S860	K779	C704	R629	E579	L507	W429	L364	W300	H235
HIS	A1025	A1025	A1025	A1025	Q931	S860	K779	C704	R629	E580	L507	W429	L364	W300	H235
HIS	I1027	I1027	I1027	I1027	Q931	S860	K779	C704	R629	E581	L507	W429	L364	W300	H235
HIS	A1105	A1105	A1105	A1105	Q931	S860	K779	C704	R629	E582	L507	W429	L364	W300	H235
HIS	D1106	D1106	D1106	Q1028	Q931	S860	K779	C704	R629	E583	L507	W429	L364	W300	H235
HIS	K1107	K1107	K1107	V1029	Q931	S860	K779	C704	R629	E584	L507	W429	L364	W300	H235
HIS	T1175	T1175	T1175	T1175	Q931	S860	K779	C704	R629	E585	L507	W429	L364	W300	H235
HIS	H1176	H1176	H1176	W1030	Q931	S860	K779	C704	R629	E586	L507	W429	L364	W300	H235
HIS	G1177	G1177	G1177	W1031	Q931	S860	K779	C704	R629	E587	L507	W429	L364	W300	H235
HIS	A1109	A1109	A1109	N1031	Q931	S860	K779	C704	R629	E588	L507	W429	L364	W300	H235
HIS	K1110	K1110	K1110	W1032	Q931	S860	K779	C704	R629	E589	L507	W429	L364	W300	H235
HIS	I1111	I1111	I1111	Q1033	Q931	S860	K779	C704	R629	E590	L507	W429	L364	W300	H235
HIS	W1179	W1179	W1179	Q1033	Q931	S860	K779	C704	R629	E591	L507	W429	L364	W300	H235
HIS	V1180	V1180	V1180	Q1034	Q931	S860	K779	C704	R629	E592	L507	W429	L364	W300	H235
HIS	T1181	T1181	T1181	D1035	Q931	S860	K779	C704	R629	E593	L507	W429	L364	W300	H235
HIS	D1182	D1182	D1182	K1036	Q931	S860	K779	C704	R629	E594	L507	W429	L364	W300	H235
HIS	L1183	L1183	L1183	K1036	Q931	S860	K779	C704	R629	E595	L507	W429	L364	W300	H235
HIS	C1184	C1184	C1184	L1040	Q931	S860	K779	C704	R629	E596	L507	W429	L364	W300	H235
HIS	F1185	F1185	F1185	L1041	Q931	S860	K779	C704	R629	E597	L507	W429	L364	W300	H235
HIS	S1186	S1186	S1186	L1041	Q931	S860	K779	C704	R629	E598	L507	W429	L364	W300	H235
HIS	P1187	P1187	P1187	Q1044	Q931	S860	K779	C704	R629	E599	L507	W429	L364	W300	H235

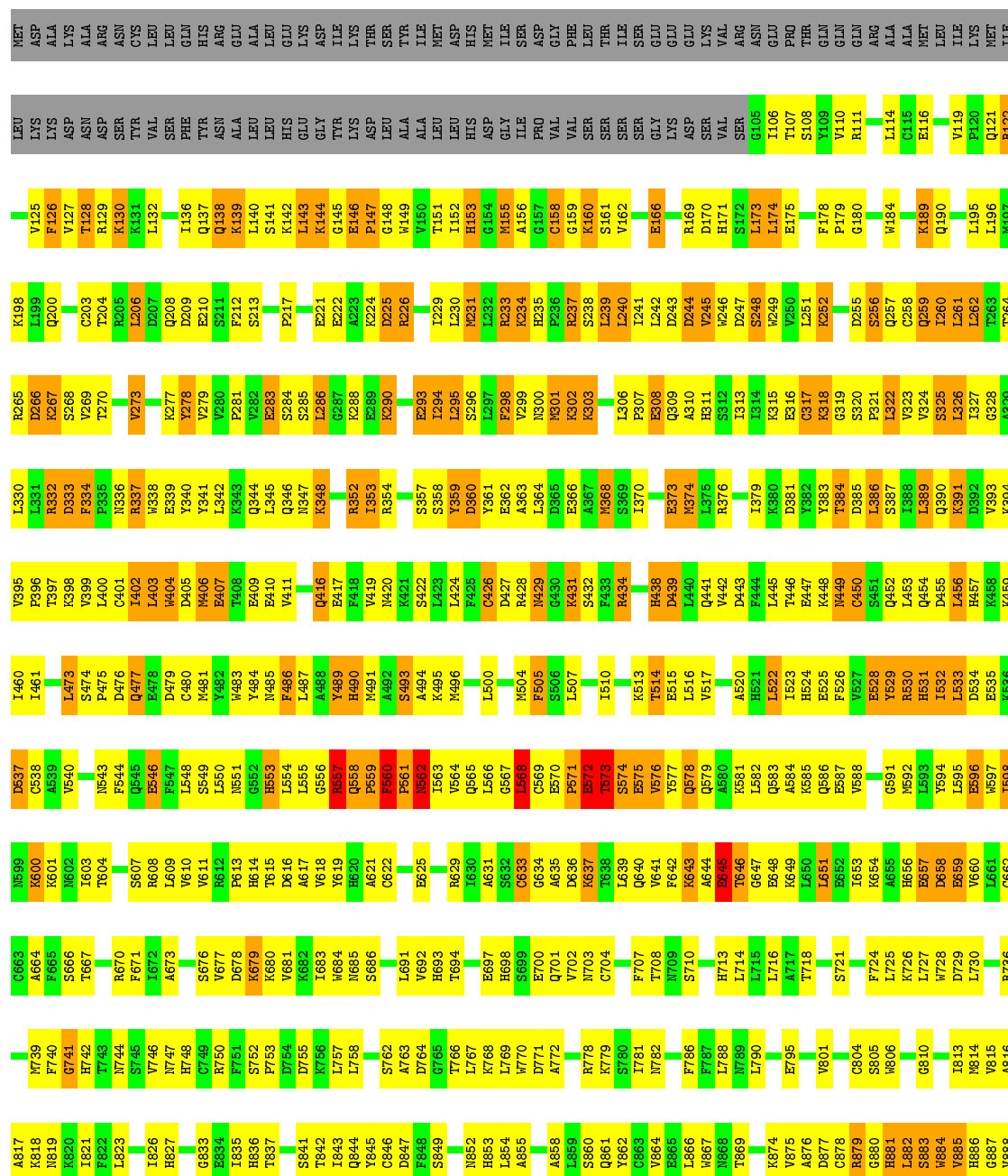
• Molecule 1: Apoptotic protease-activating factor 1

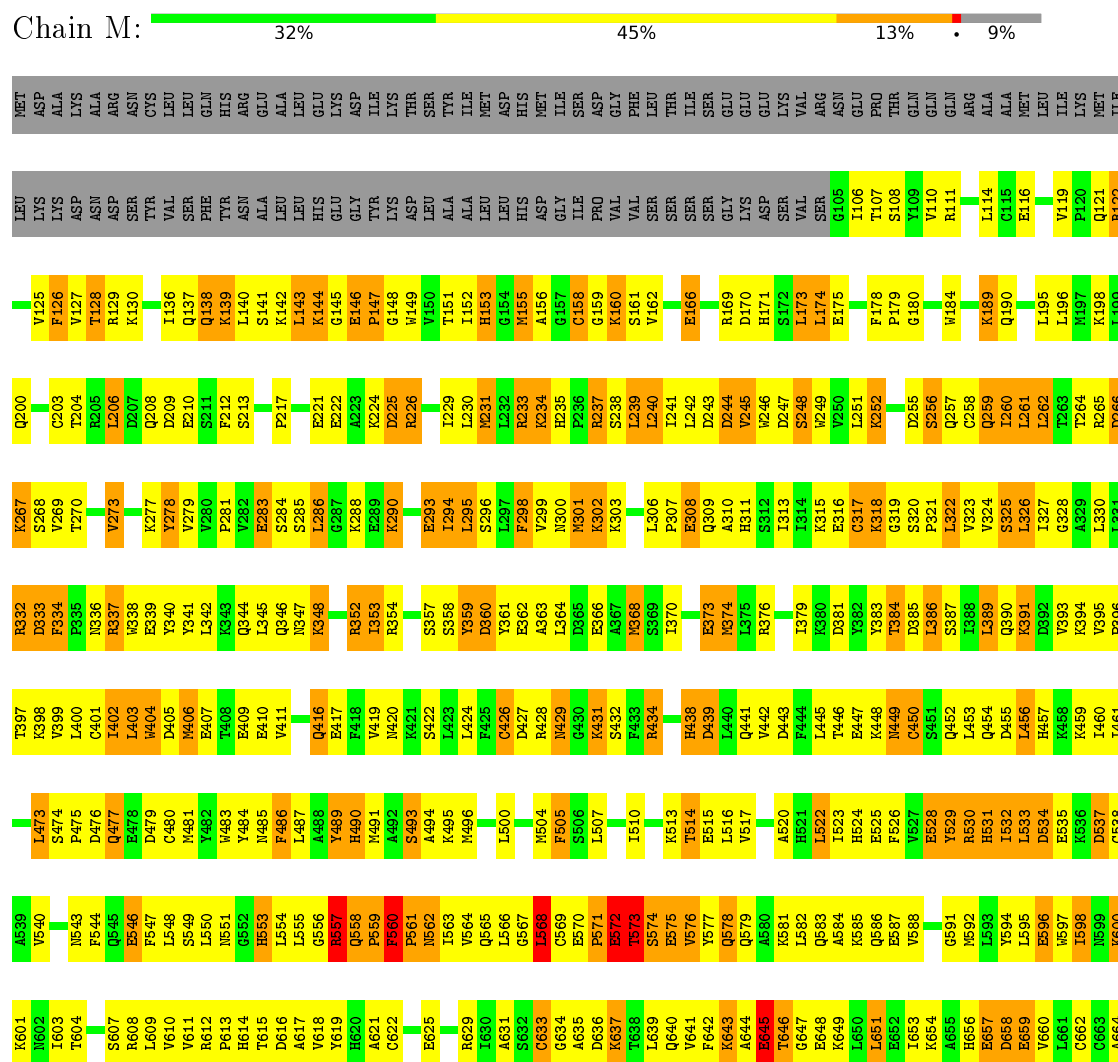
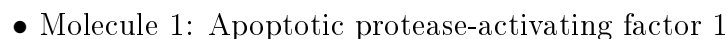
Frequency	Percentage
Daily	32%
Often	45%
Sometimes	13%
Rarely	9%
Never	1%

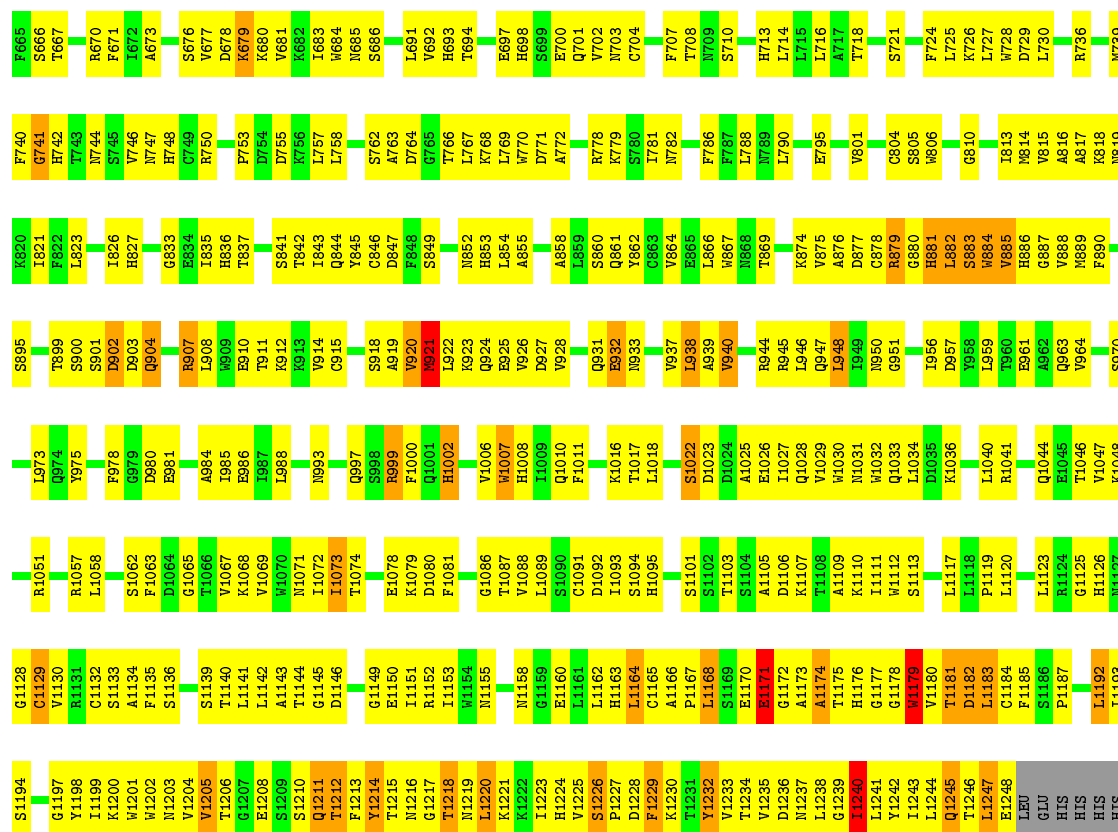




Chain K:  32% 45% 13% 9%



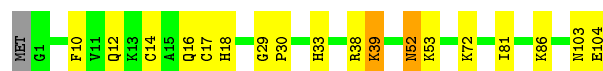




HIS
HIS
HIS
HIS
HIS
HIS

- Molecule 2: Cytochrome c

Chain B: 82% 15% ..



- Molecule 2: Cytochrome c

Chain D: 82% 15% ..




- Molecule 2: Cytochrome c

Chain F: 82% 15% ..




- Molecule 2: Cytochrome c

Chain H:  82% 15% ..




- Molecule 2: Cytochrome c

Chain J:  83% 14% ..




- Molecule 2: Cytochrome c

Chain L:  82% 15% ..



- Molecule 2: Cytochrome c

Chain N:  82% 16% ..



4 Experimental information

Property	Value	Source
Reconstruction method	SINGLE PARTICLE	Depositor
Imposed symmetry	POINT, Not provided	Depositor
Number of particles used	134919	Depositor
Resolution determination method	FSC 0.143 CUT-OFF	Depositor
CTF correction method	Not provided	Depositor
Microscope	FEI TITAN KRIOS	Depositor
Voltage (kV)	300	Depositor
Electron dose ($e^-/\text{\AA}^2$)	40	Depositor
Minimum defocus (nm)	1400	Depositor
Maximum defocus (nm)	3000	Depositor
Magnification	Not provided	Depositor
Image detector	GATAN K2 (4k x 4k)	Depositor

5 Model quality

5.1 Standard geometry

Bond lengths and bond angles in the following residue types are not validated in this section: HEM, MG, DTP

The Z score for a bond length (or angle) is the number of standard deviations the observed value is removed from the expected value. A bond length (or angle) with $|Z| > 5$ is considered an outlier worth inspection. RMSZ is the root-mean-square of all Z scores of the bond lengths (or angles).

Mol	Chain	Bond lengths		Bond angles	
		RMSZ	$\# Z > 2$	RMSZ	$\# Z > 2$
1	A	0.30	0/9337	0.51	2/12636 (0.0%)
1	C	0.30	0/9337	0.51	2/12636 (0.0%)
1	E	0.30	0/9337	0.51	2/12636 (0.0%)
1	G	0.30	0/9337	0.51	2/12636 (0.0%)
1	I	0.30	0/9337	0.51	2/12636 (0.0%)
1	K	0.30	0/9337	0.51	2/12636 (0.0%)
1	M	0.30	0/9337	0.51	2/12636 (0.0%)
2	B	0.65	0/839	0.73	0/1118
2	D	0.65	0/839	0.73	0/1118
2	F	0.65	0/839	0.73	0/1118
2	H	0.65	0/839	0.73	0/1118
2	J	0.65	0/839	0.73	0/1118
2	L	0.65	0/839	0.73	0/1118
2	N	0.65	0/839	0.73	0/1118
All	All	0.34	0/71232	0.53	14/96278 (0.0%)

There are no bond length outliers.

All (14) bond angle outliers are listed below:

Mol	Chain	Res	Type	Atoms	Z	Observed(°)	Ideal(°)
1	G	880	GLY	N-CA-C	5.73	127.43	113.10
1	I	880	GLY	N-CA-C	5.73	127.43	113.10
1	K	880	GLY	N-CA-C	5.73	127.43	113.10
1	M	880	GLY	N-CA-C	5.73	127.42	113.10
1	E	880	GLY	N-CA-C	5.72	127.41	113.10
1	A	880	GLY	N-CA-C	5.72	127.41	113.10
1	C	880	GLY	N-CA-C	5.72	127.41	113.10
1	M	560	PHE	C-N-CD	-5.16	109.25	120.60
1	K	560	PHE	C-N-CD	-5.15	109.27	120.60
1	E	560	PHE	C-N-CD	-5.14	109.29	120.60

Continued on next page...

Continued from previous page...

Mol	Chain	Res	Type	Atoms	Z	Observed($^{\circ}$)	Ideal($^{\circ}$)
1	G	560	PHE	C-N-CD	-5.14	109.29	120.60
1	C	560	PHE	C-N-CD	-5.14	109.30	120.60
1	I	560	PHE	C-N-CD	-5.14	109.29	120.60
1	A	560	PHE	C-N-CD	-5.13	109.31	120.60

There are no chirality outliers.

There are no planarity outliers.

5.2 Too-close contacts

In the following table, the Non-H and H(model) columns list the number of non-hydrogen atoms and hydrogen atoms in the chain respectively. The H(added) column lists the number of hydrogen atoms added and optimized by MolProbity. The Clashes column lists the number of clashes within the asymmetric unit, whereas Symm-Clashes lists symmetry related clashes.

Mol	Chain	Non-H	H(model)	H(added)	Clashes	Symm-Clashes
1	A	9139	0	9005	1372	0
1	C	9139	0	9005	1371	0
1	E	9139	0	9005	1360	0
1	G	9139	0	9005	1382	0
1	I	9139	0	9005	1358	0
1	K	9139	0	9005	1357	0
1	M	9139	0	9005	1366	0
2	B	823	0	849	31	0
2	D	823	0	849	33	0
2	F	823	0	849	30	0
2	H	823	0	849	34	0
2	J	823	0	849	32	0
2	L	823	0	849	33	0
2	N	823	0	849	31	0
3	A	30	0	12	6	0
3	C	30	0	12	6	0
3	E	30	0	12	6	0
3	G	30	0	12	6	0
3	I	30	0	12	7	0
3	K	30	0	12	6	0
3	M	30	0	12	6	0
4	A	1	0	0	0	0
4	C	1	0	0	0	0
4	E	1	0	0	0	0
4	G	1	0	0	0	0

Continued on next page...

Continued from previous page...

Mol	Chain	Non-H	H(model)	H(added)	Clashes	Symm-Clashes
4	I	1	0	0	0	0
4	K	1	0	0	0	0
4	M	1	0	0	0	0
5	B	43	0	30	15	0
5	D	43	0	30	16	0
5	F	43	0	30	14	0
5	H	43	0	30	16	0
5	J	43	0	30	15	0
5	L	43	0	30	15	0
5	N	43	0	30	13	0
All	All	70252	0	69272	9596	0

The all-atom clashscore is defined as the number of clashes found per 1000 atoms (including hydrogen atoms). The all-atom clashscore for this structure is 69.

All (9596) close contacts within the same asymmetric unit are listed below, sorted by their clash magnitude.

Atom-1	Atom-2	Interatomic distance (Å)	Clash overlap (Å)
1:E:544:PHE:CE1	1:E:576:VAL:HG13	1.28	1.68
1:G:544:PHE:CE1	1:G:576:VAL:HG13	1.28	1.67
1:C:544:PHE:CE1	1:C:576:VAL:HG13	1.28	1.65
1:C:862:TYR:CD1	1:C:885:VAL:HG12	1.26	1.64
1:A:544:PHE:CE1	1:A:576:VAL:HG13	1.28	1.64
1:M:544:PHE:CE1	1:M:576:VAL:HG13	1.28	1.64
1:E:862:TYR:CD1	1:E:885:VAL:HG12	1.26	1.63
1:I:544:PHE:CE1	1:I:576:VAL:HG13	1.28	1.63
1:K:862:TYR:CD1	1:K:885:VAL:HG12	1.26	1.63
1:I:862:TYR:CD1	1:I:885:VAL:HG12	1.26	1.61
1:E:862:TYR:CZ	1:E:881:HIS:HB2	1.32	1.61
1:G:862:TYR:CZ	1:G:881:HIS:HB2	1.33	1.61
1:K:544:PHE:CE1	1:K:576:VAL:HG13	1.28	1.61
1:G:862:TYR:CD1	1:G:885:VAL:HG12	1.26	1.60
1:M:862:TYR:CD1	1:M:885:VAL:HG12	1.26	1.60
1:C:862:TYR:CZ	1:C:881:HIS:HB2	1.32	1.60
1:A:862:TYR:CZ	1:A:881:HIS:HB2	1.32	1.59
1:I:862:TYR:CZ	1:I:881:HIS:HB2	1.33	1.59
1:A:862:TYR:CD1	1:A:885:VAL:HG12	1.26	1.58
1:M:862:TYR:CZ	1:M:881:HIS:HB2	1.33	1.57
1:K:862:TYR:CZ	1:K:881:HIS:HB2	1.33	1.57
1:C:595:LEU:HD11	1:C:1201:TRP:CZ2	1.50	1.47
1:G:595:LEU:HD11	1:G:1201:TRP:CZ2	1.50	1.47

Continued on next page...

Continued from previous page...

Atom-1	Atom-2	Interatomic distance (Å)	Clash overlap (Å)
1:I:595:LEU:HD11	1:I:1201:TRP:CZ2	1.50	1.46
1:A:595:LEU:HD11	1:A:1201:TRP:CZ2	1.50	1.46
1:K:595:LEU:HD11	1:K:1201:TRP:CZ2	1.50	1.45
1:M:595:LEU:HD11	1:M:1201:TRP:CZ2	1.50	1.45
1:E:595:LEU:HD11	1:E:1201:TRP:CZ2	1.50	1.44
1:G:322:LEU:CD1	1:G:364:LEU:HD23	1.50	1.42
1:C:322:LEU:CD1	1:C:364:LEU:HD23	1.50	1.42
2:B:14:CYS:SG	5:B:201:HEM:CAB	2.09	1.41
1:K:322:LEU:CD1	1:K:364:LEU:HD23	1.50	1.41
2:F:14:CYS:SG	5:F:201:HEM:CAB	2.09	1.41
2:N:14:CYS:SG	5:N:201:HEM:CAB	2.09	1.41
1:E:322:LEU:CD1	1:E:364:LEU:HD23	1.50	1.40
1:A:1185:PHE:HE1	1:A:1192:LEU:CD1	1.32	1.40
1:C:1185:PHE:HE1	1:C:1192:LEU:CD1	1.32	1.40
1:G:1185:PHE:HE1	1:G:1192:LEU:CD1	1.32	1.40
1:I:322:LEU:CD1	1:I:364:LEU:HD23	1.50	1.40
1:K:1185:PHE:HE1	1:K:1192:LEU:CD1	1.32	1.40
2:H:14:CYS:SG	5:H:201:HEM:CAB	2.09	1.40
2:J:14:CYS:SG	5:J:201:HEM:CAB	2.09	1.40
2:L:14:CYS:SG	5:L:201:HEM:CAB	2.09	1.40
1:M:322:LEU:CD1	1:M:364:LEU:HD23	1.50	1.40
1:M:158:CYS:SG	1:M:284:SER:HB2	1.63	1.39
1:I:1185:PHE:HE1	1:I:1192:LEU:CD1	1.32	1.39
1:C:158:CYS:SG	1:C:284:SER:HB2	1.62	1.39
1:E:158:CYS:SG	1:E:284:SER:HB2	1.63	1.39
1:E:1185:PHE:HE1	1:E:1192:LEU:CD1	1.32	1.39
1:I:158:CYS:SG	1:I:284:SER:HB2	1.63	1.39
1:M:1185:PHE:HE1	1:M:1192:LEU:CD1	1.31	1.39
1:G:158:CYS:SG	1:G:284:SER:HB2	1.63	1.38
2:D:14:CYS:SG	5:D:201:HEM:CAB	2.09	1.37
1:A:322:LEU:CD1	1:A:364:LEU:HD23	1.50	1.37
1:A:158:CYS:SG	1:A:284:SER:HB2	1.62	1.37
1:K:158:CYS:SG	1:K:284:SER:HB2	1.63	1.37
1:K:595:LEU:HD22	1:K:1244:LEU:CD1	1.57	1.35
1:M:595:LEU:HD22	1:M:1244:LEU:CD1	1.57	1.35
1:I:595:LEU:HD22	1:I:1244:LEU:CD1	1.57	1.35
1:G:595:LEU:HD22	1:G:1244:LEU:CD1	1.57	1.34
1:A:595:LEU:HD22	1:A:1244:LEU:CD1	1.57	1.34
1:E:595:LEU:HD22	1:E:1244:LEU:CD1	1.57	1.34
1:C:595:LEU:HD22	1:C:1244:LEU:CD1	1.57	1.33
1:K:927:ASP:O	1:K:938:LEU:HB2	1.29	1.33

Continued on next page...

Continued from previous page...

Atom-1	Atom-2	Interatomic distance (Å)	Clash overlap (Å)
1:M:927:ASP:O	1:M:938:LEU:HB2	1.29	1.32
1:I:927:ASP:O	1:I:938:LEU:HB2	1.29	1.31
1:A:927:ASP:O	1:A:938:LEU:HB2	1.29	1.30
1:C:322:LEU:HD12	1:C:364:LEU:CD2	1.63	1.29
1:I:322:LEU:HD12	1:I:364:LEU:CD2	1.63	1.29
1:A:862:TYR:HD1	1:A:885:VAL:CG1	1.45	1.29
1:K:862:TYR:HD1	1:K:885:VAL:CG1	1.45	1.29
1:M:322:LEU:HD12	1:M:364:LEU:CD2	1.63	1.28
1:E:322:LEU:HD12	1:E:364:LEU:CD2	1.63	1.28
1:M:862:TYR:HD1	1:M:885:VAL:CG1	1.45	1.28
1:K:322:LEU:HD12	1:K:364:LEU:CD2	1.63	1.28
1:K:862:TYR:CE1	1:K:881:HIS:HB2	1.69	1.28
1:A:595:LEU:CD2	1:A:1244:LEU:HD13	1.64	1.27
1:M:595:LEU:CD2	1:M:1244:LEU:HD13	1.64	1.27
1:G:595:LEU:CD2	1:G:1244:LEU:HD13	1.64	1.27
1:I:595:LEU:CD2	1:I:1244:LEU:HD13	1.64	1.27
1:K:595:LEU:CD2	1:K:1244:LEU:HD13	1.64	1.27
1:C:595:LEU:CD2	1:C:1244:LEU:HD13	1.64	1.27
1:G:862:TYR:HD1	1:G:885:VAL:CG1	1.45	1.27
1:I:862:TYR:HD1	1:I:885:VAL:CG1	1.45	1.27
1:M:862:TYR:CE1	1:M:881:HIS:HB2	1.69	1.27
1:C:862:TYR:HD1	1:C:885:VAL:CG1	1.45	1.27
1:E:595:LEU:CD2	1:E:1244:LEU:HD13	1.64	1.27
1:G:322:LEU:HD12	1:G:364:LEU:CD2	1.63	1.27
1:A:322:LEU:HD12	1:A:364:LEU:CD2	1.63	1.27
1:C:862:TYR:CE1	1:C:881:HIS:HB2	1.69	1.26
1:I:862:TYR:CE1	1:I:881:HIS:HB2	1.69	1.26
1:G:927:ASP:O	1:G:938:LEU:HB2	1.29	1.26
1:C:927:ASP:O	1:C:938:LEU:HB2	1.29	1.26
1:E:862:TYR:HD1	1:E:885:VAL:CG1	1.45	1.26
1:G:862:TYR:CE1	1:G:881:HIS:HB2	1.69	1.26
1:I:1167:PRO:HB3	1:I:1202:TRP:CD2	1.71	1.25
1:E:1167:PRO:HB3	1:E:1202:TRP:CD2	1.71	1.25
2:D:17:CYS:SG	5:D:201:HEM:CAC	2.25	1.25
2:F:17:CYS:SG	5:F:201:HEM:CAC	2.25	1.25
2:J:17:CYS:SG	5:J:201:HEM:CAC	2.25	1.25
2:B:17:CYS:SG	5:B:201:HEM:CAC	2.25	1.25
1:A:862:TYR:CE1	1:A:881:HIS:HB2	1.69	1.25
1:E:862:TYR:CE1	1:E:881:HIS:HB2	1.69	1.25
2:H:17:CYS:SG	5:H:201:HEM:CAC	2.25	1.25
1:E:1185:PHE:CD1	1:E:1192:LEU:HG	1.72	1.25

Continued on next page...

Continued from previous page...

Atom-1	Atom-2	Interatomic distance (Å)	Clash overlap (Å)
2:L:17:CYS:SG	5:L:201:HEM:CAC	2.25	1.25
1:G:1167:PRO:HB3	1:G:1202:TRP:CD2	1.71	1.25
1:I:1185:PHE:CD1	1:I:1192:LEU:HG	1.72	1.24
2:N:17:CYS:SG	5:N:201:HEM:CAC	2.25	1.24
1:M:1185:PHE:CD1	1:M:1192:LEU:HG	1.72	1.24
1:A:473:LEU:HD21	1:A:484:TYR:CE1	1.72	1.24
1:C:473:LEU:HD21	1:C:484:TYR:CE1	1.72	1.24
2:F:14:CYS:SG	5:F:201:HEM:HAB	1.76	1.24
1:A:1167:PRO:HB3	1:A:1202:TRP:CD2	1.71	1.24
1:K:1167:PRO:HB3	1:K:1202:TRP:CD2	1.71	1.24
1:M:1167:PRO:HB3	1:M:1202:TRP:CD2	1.71	1.24
1:E:473:LEU:HD21	1:E:484:TYR:CE1	1.72	1.24
2:B:14:CYS:SG	5:B:201:HEM:HAB	1.76	1.23
1:A:1185:PHE:CD1	1:A:1192:LEU:HG	1.72	1.23
1:M:285:SER:O	1:M:319:GLY:HA3	1.37	1.23
1:M:473:LEU:HD21	1:M:484:TYR:CE1	1.72	1.23
1:A:285:SER:O	1:A:319:GLY:HA3	1.37	1.23
1:C:1167:PRO:HB3	1:C:1202:TRP:CD2	1.71	1.23
1:C:1185:PHE:CD1	1:C:1192:LEU:HG	1.72	1.23
1:E:927:ASP:O	1:E:938:LEU:HB2	1.29	1.23
1:C:637:LYS:HG2	1:C:659:GLU:CA	1.69	1.23
1:G:637:LYS:CG	1:G:659:GLU:HA	1.69	1.23
1:M:637:LYS:CG	1:M:659:GLU:HA	1.69	1.23
1:K:473:LEU:HD21	1:K:484:TYR:CE1	1.72	1.22
1:G:473:LEU:HD21	1:G:484:TYR:CE1	1.72	1.22
1:C:637:LYS:CG	1:C:659:GLU:HA	1.69	1.22
1:G:1185:PHE:CD1	1:G:1192:LEU:HG	1.72	1.22
1:I:473:LEU:HD21	1:I:484:TYR:CE1	1.72	1.22
1:K:1185:PHE:CD1	1:K:1192:LEU:HG	1.72	1.22
1:K:285:SER:O	1:K:319:GLY:HA3	1.37	1.22
1:G:637:LYS:HG2	1:G:659:GLU:CA	1.69	1.22
1:G:285:SER:O	1:G:319:GLY:HA3	1.37	1.22
2:N:14:CYS:SG	5:N:201:HEM:HAB	1.76	1.22
1:K:637:LYS:CG	1:K:659:GLU:HA	1.69	1.22
1:E:637:LYS:HG2	1:E:659:GLU:CA	1.69	1.21
1:I:637:LYS:CG	1:I:659:GLU:HA	1.69	1.21
1:E:1185:PHE:CE1	1:E:1192:LEU:CD1	2.24	1.21
1:K:637:LYS:HG2	1:K:659:GLU:CA	1.69	1.21
1:M:1185:PHE:CE1	1:M:1192:LEU:CD1	2.24	1.21
1:C:285:SER:O	1:C:319:GLY:HA3	1.37	1.21
1:A:1185:PHE:CE1	1:A:1192:LEU:CD1	2.24	1.21

Continued on next page...

Continued from previous page...

Atom-1	Atom-2	Interatomic distance (Å)	Clash overlap (Å)
1:M:637:LYS:HG2	1:M:659:GLU:CA	1.69	1.21
1:A:637:LYS:HG2	1:A:659:GLU:CA	1.69	1.21
1:I:457:HIS:CD2	1:I:493:SER:CB	2.24	1.21
1:A:637:LYS:CG	1:A:659:GLU:HA	1.69	1.20
1:K:457:HIS:CD2	1:K:493:SER:CB	2.24	1.20
1:G:544:PHE:CD1	1:G:576:VAL:HG13	1.75	1.20
1:E:544:PHE:CE1	1:E:576:VAL:CG1	2.24	1.20
1:E:544:PHE:CD1	1:E:576:VAL:HG13	1.75	1.20
1:E:637:LYS:CG	1:E:659:GLU:HA	1.69	1.20
1:A:544:PHE:CD1	1:A:576:VAL:HG13	1.75	1.20
1:M:544:PHE:CE1	1:M:576:VAL:CG1	2.24	1.20
1:G:457:HIS:CD2	1:G:493:SER:CB	2.24	1.20
1:C:457:HIS:CD2	1:C:493:SER:CB	2.24	1.20
1:C:544:PHE:CE1	1:C:576:VAL:CG1	2.24	1.20
1:G:544:PHE:CE1	1:G:576:VAL:CG1	2.24	1.20
1:I:1185:PHE:CE1	1:I:1192:LEU:CD1	2.24	1.20
1:A:544:PHE:CE1	1:A:576:VAL:CG1	2.25	1.20
1:C:1185:PHE:CE1	1:C:1192:LEU:CD1	2.24	1.20
1:I:544:PHE:CD1	1:I:576:VAL:HG13	1.75	1.20
1:K:544:PHE:CE1	1:K:576:VAL:CG1	2.24	1.20
2:D:14:CYS:SG	5:D:201:HEM:HAB	1.76	1.19
1:G:1185:PHE:CE1	1:G:1192:LEU:CD1	2.24	1.19
1:I:637:LYS:HG2	1:I:659:GLU:CA	1.69	1.19
1:M:457:HIS:CD2	1:M:493:SER:CB	2.24	1.19
1:C:544:PHE:CD1	1:C:576:VAL:HG13	1.75	1.19
1:I:544:PHE:CE1	1:I:576:VAL:CG1	2.24	1.19
1:K:544:PHE:CD1	1:K:576:VAL:HG13	1.75	1.19
1:M:595:LEU:HD13	1:M:1244:LEU:HD22	1.22	1.19
1:E:457:HIS:CD2	1:E:493:SER:CB	2.24	1.19
1:I:595:LEU:HD13	1:I:1244:LEU:HD22	1.22	1.19
1:I:862:TYR:CZ	1:I:881:HIS:CB	2.26	1.19
1:M:544:PHE:CD1	1:M:576:VAL:HG13	1.75	1.19
1:I:285:SER:O	1:I:319:GLY:HA3	1.37	1.19
1:I:862:TYR:CD1	1:I:885:VAL:CG1	2.23	1.19
1:K:1185:PHE:CE1	1:K:1192:LEU:CD1	2.24	1.19
2:L:14:CYS:SG	5:L:201:HEM:HAB	1.76	1.19
1:A:862:TYR:CD1	1:A:885:VAL:CG1	2.23	1.18
1:C:453:LEU:HA	1:C:456:LEU:HD12	1.19	1.18
1:G:862:TYR:CZ	1:G:881:HIS:CB	2.26	1.18
1:K:862:TYR:CD1	1:K:885:VAL:CG1	2.23	1.18
1:K:862:TYR:CZ	1:K:881:HIS:CB	2.26	1.18

Continued on next page...

Continued from previous page...

Atom-1	Atom-2	Interatomic distance (Å)	Clash overlap (Å)
1:A:457:HIS:CD2	1:A:493:SER:CB	2.24	1.18
1:E:285:SER:O	1:E:319:GLY:HA3	1.37	1.18
1:A:520:ALA:HB1	1:A:648:GLU:CB	1.74	1.18
2:H:18:HIS:CE1	2:H:29:GLY:HA3	1.79	1.18
2:F:18:HIS:CE1	2:F:29:GLY:HA3	1.79	1.18
1:G:584:ALA:O	1:G:588:VAL:HG23	1.41	1.18
1:E:584:ALA:O	1:E:588:VAL:HG23	1.41	1.18
1:C:520:ALA:HB1	1:C:648:GLU:CB	1.74	1.18
1:A:862:TYR:CZ	1:A:881:HIS:CB	2.26	1.17
1:K:1149:GLY:HA2	1:K:1180:VAL:CG2	1.74	1.17
1:A:230:LEU:HD22	1:A:234:LYS:HG3	1.24	1.17
1:I:1149:GLY:HA2	1:I:1180:VAL:CG2	1.74	1.17
1:M:520:ALA:HB1	1:M:648:GLU:CB	1.74	1.17
1:E:453:LEU:HA	1:E:456:LEU:HD12	1.19	1.17
1:M:862:TYR:CZ	1:M:881:HIS:CB	2.26	1.17
1:M:881:HIS:ND1	1:M:901:SER:HB3	1.59	1.17
1:C:862:TYR:CZ	1:C:881:HIS:CB	2.26	1.17
1:M:1149:GLY:HA2	1:M:1180:VAL:CG2	1.74	1.17
1:E:862:TYR:CZ	1:E:881:HIS:CB	2.26	1.17
1:G:1149:GLY:HA2	1:G:1180:VAL:CG2	1.74	1.17
2:B:18:HIS:CE1	2:B:29:GLY:HA3	1.79	1.17
1:A:881:HIS:ND1	1:A:901:SER:HB3	1.60	1.17
1:I:584:ALA:O	1:I:588:VAL:HG23	1.41	1.17
1:I:881:HIS:ND1	1:I:901:SER:HB3	1.60	1.17
1:M:862:TYR:CD1	1:M:885:VAL:CG1	2.23	1.17
1:E:520:ALA:HB1	1:E:648:GLU:CB	1.74	1.17
2:D:18:HIS:CE1	2:D:29:GLY:HA3	1.79	1.16
2:J:14:CYS:SG	5:J:201:HEM:HAB	1.76	1.16
1:G:595:LEU:HD13	1:G:1244:LEU:HD22	1.22	1.16
1:C:1185:PHE:HE1	1:C:1192:LEU:HD11	1.10	1.16
1:E:1149:GLY:HA2	1:E:1180:VAL:CG2	1.74	1.16
1:K:394:LYS:HB3	1:K:434:ARG:HB2	1.18	1.16
1:K:520:ALA:HB1	1:K:648:GLU:CB	1.74	1.16
1:A:1149:GLY:HA2	1:A:1180:VAL:CG2	1.74	1.16
2:L:18:HIS:CE1	2:L:29:GLY:HA3	1.79	1.16
1:A:453:LEU:HA	1:A:456:LEU:HD12	1.19	1.16
1:K:584:ALA:O	1:K:588:VAL:HG23	1.41	1.16
1:A:1185:PHE:HE1	1:A:1192:LEU:HD11	1.10	1.16
1:C:584:ALA:O	1:C:588:VAL:HG23	1.41	1.16
1:G:881:HIS:ND1	1:G:901:SER:HB3	1.60	1.16
1:C:1149:GLY:HA2	1:C:1180:VAL:CG2	1.74	1.16

Continued on next page...

Continued from previous page...

Atom-1	Atom-2	Interatomic distance (Å)	Clash overlap (Å)
1:G:453:LEU:HA	1:G:456:LEU:HD12	1.19	1.16
1:G:520:ALA:HB1	1:G:648:GLU:CB	1.74	1.16
1:K:595:LEU:HD13	1:K:1244:LEU:HD22	1.22	1.16
2:N:18:HIS:CE1	2:N:29:GLY:HA3	1.78	1.16
2:H:14:CYS:SG	5:H:201:HEM:HAB	1.76	1.15
1:I:520:ALA:HB1	1:I:648:GLU:CB	1.74	1.15
1:C:1185:PHE:CE1	1:C:1192:LEU:HD11	1.81	1.15
1:E:881:HIS:ND1	1:E:901:SER:HB3	1.60	1.15
1:M:394:LYS:HB3	1:M:434:ARG:HB2	1.18	1.15
2:J:18:HIS:CE1	2:J:29:GLY:HA3	1.79	1.15
1:A:595:LEU:HD13	1:A:1244:LEU:HD22	1.22	1.15
1:K:881:HIS:ND1	1:K:901:SER:HB3	1.60	1.15
1:A:1185:PHE:CE1	1:A:1192:LEU:HG	1.81	1.15
1:C:881:HIS:ND1	1:C:901:SER:HB3	1.60	1.15
1:C:230:LEU:HD22	1:C:234:LYS:HG3	1.24	1.15
1:M:584:ALA:O	1:M:588:VAL:HG23	1.41	1.15
1:G:1185:PHE:CE1	1:G:1192:LEU:HG	1.81	1.15
1:I:394:LYS:HB3	1:I:434:ARG:HB2	1.18	1.14
1:A:584:ALA:O	1:A:588:VAL:HG23	1.41	1.14
1:I:1185:PHE:CE1	1:I:1192:LEU:HG	1.82	1.14
1:M:1185:PHE:CE1	1:M:1192:LEU:HG	1.82	1.14
1:A:1218:THR:O	1:A:1236:ASP:HB2	1.46	1.14
1:E:882:LEU:H	1:E:882:LEU:HD22	0.99	1.14
1:K:1087:THR:HG23	2:L:39:LYS:HD3	1.26	1.14
1:M:1218:THR:O	1:M:1236:ASP:HB2	1.46	1.14
1:C:1185:PHE:CE1	1:C:1192:LEU:HG	1.81	1.14
1:C:1218:THR:O	1:C:1236:ASP:HB2	1.46	1.14
1:E:1185:PHE:CE1	1:E:1192:LEU:HG	1.81	1.14
1:I:230:LEU:HD22	1:I:234:LYS:HG3	1.24	1.14
1:C:639:LEU:CD2	1:C:653:ILE:HD12	1.79	1.13
1:E:639:LEU:CD2	1:E:653:ILE:HD12	1.79	1.13
1:K:1218:THR:O	1:K:1236:ASP:HB2	1.46	1.13
1:A:639:LEU:CD2	1:A:653:ILE:HD12	1.78	1.13
1:K:1185:PHE:CE1	1:K:1192:LEU:HG	1.82	1.13
1:K:1185:PHE:CE1	1:K:1192:LEU:HD11	1.81	1.13
1:M:230:LEU:HD22	1:M:234:LYS:HG3	1.24	1.13
1:E:1218:THR:O	1:E:1236:ASP:HB2	1.46	1.13
1:E:122:ARG:NH2	1:E:126:PHE:HZ	1.47	1.13
1:I:457:HIS:CD2	1:I:493:SER:HB2	1.83	1.13
1:K:473:LEU:HD11	1:K:480:CYS:HB2	1.13	1.13
1:M:639:LEU:CD2	1:M:653:ILE:HD12	1.79	1.13

Continued on next page...

Continued from previous page...

Atom-1	Atom-2	Interatomic distance (Å)	Clash overlap (Å)
1:M:1087:THR:HG23	2:N:39:LYS:HD3	1.26	1.13
1:G:639:LEU:CD2	1:G:653:ILE:HD12	1.79	1.13
1:I:882:LEU:HB3	1:I:1237:ASN:HD21	1.10	1.13
1:K:595:LEU:CD1	1:K:1201:TRP:CZ2	2.32	1.13
1:A:122:ARG:NH2	1:A:126:PHE:HZ	1.47	1.13
1:E:614:HIS:HE1	1:E:640:GLN:HG2	1.14	1.13
1:G:457:HIS:CD2	1:G:493:SER:HB2	1.83	1.13
1:I:1218:THR:O	1:I:1236:ASP:HB2	1.46	1.13
1:G:1185:PHE:CE1	1:G:1192:LEU:HD11	1.81	1.13
1:I:453:LEU:HA	1:I:456:LEU:HD12	1.19	1.13
1:C:595:LEU:CD1	1:C:1201:TRP:CZ2	2.32	1.13
1:E:473:LEU:HD11	1:E:480:CYS:HB2	1.13	1.13
1:G:230:LEU:HD22	1:G:234:LYS:HG3	1.24	1.13
1:K:122:ARG:NH2	1:K:126:PHE:HZ	1.47	1.13
1:K:457:HIS:CD2	1:K:493:SER:HB2	1.83	1.13
1:E:595:LEU:HD13	1:E:1244:LEU:HD22	1.22	1.12
1:G:1218:THR:O	1:G:1236:ASP:HB2	1.46	1.12
1:I:1185:PHE:CE1	1:I:1192:LEU:HD11	1.81	1.12
1:I:614:HIS:HE1	1:I:640:GLN:HG2	1.14	1.12
1:A:595:LEU:CD1	1:A:1201:TRP:CZ2	2.32	1.12
1:E:457:HIS:CD2	1:E:493:SER:HB2	1.83	1.12
1:C:457:HIS:CD2	1:C:493:SER:HB2	1.83	1.12
1:I:122:ARG:NH2	1:I:126:PHE:HZ	1.47	1.12
1:M:453:LEU:HA	1:M:456:LEU:HD12	1.19	1.12
1:C:882:LEU:HD22	1:C:882:LEU:H	0.99	1.12
1:I:595:LEU:CD1	1:I:1201:TRP:CZ2	2.32	1.12
1:I:639:LEU:CD2	1:I:653:ILE:HD12	1.78	1.12
1:C:595:LEU:HD13	1:C:1244:LEU:HD22	1.22	1.12
1:E:230:LEU:HD22	1:E:234:LYS:HG3	1.24	1.12
1:M:595:LEU:CD1	1:M:1201:TRP:CZ2	2.32	1.12
1:K:639:LEU:CD2	1:K:653:ILE:HD12	1.79	1.12
1:M:1185:PHE:CE1	1:M:1192:LEU:HD11	1.81	1.12
1:E:1185:PHE:CE1	1:E:1192:LEU:HD11	1.81	1.12
1:I:1087:THR:HG23	2:J:39:LYS:HD3	1.26	1.12
1:K:1220:LEU:H	1:K:1220:LEU:HD12	1.06	1.12
1:M:457:HIS:CD2	1:M:493:SER:HB2	1.83	1.11
1:A:394:LYS:HB3	1:A:434:ARG:HB2	1.18	1.11
1:E:595:LEU:CD1	1:E:1201:TRP:CZ2	2.32	1.11
1:A:457:HIS:CD2	1:A:493:SER:HB2	1.83	1.11
1:M:882:LEU:HD22	1:M:882:LEU:H	0.98	1.11
1:M:1185:PHE:CE1	1:M:1192:LEU:CG	2.34	1.11

Continued on next page...

Continued from previous page...

Atom-1	Atom-2	Interatomic distance (Å)	Clash overlap (Å)
1:C:431:LYS:NZ	1:E:336:ASN:HB3	1.66	1.11
1:E:1087:THR:HG23	2:F:39:LYS:HD3	1.26	1.11
1:I:431:LYS:NZ	1:K:336:ASN:HB3	1.66	1.11
1:M:1220:LEU:H	1:M:1220:LEU:HD12	1.06	1.11
1:E:179:PRO:HD2	1:E:237:ARG:HH11	1.11	1.11
1:K:453:LEU:HA	1:K:456:LEU:HD12	1.19	1.11
1:A:882:LEU:HB3	1:A:1237:ASN:HD21	1.10	1.11
1:E:862:TYR:CD1	1:E:885:VAL:CG1	2.23	1.11
1:A:1185:PHE:CE1	1:A:1192:LEU:CG	2.34	1.11
1:A:882:LEU:H	1:A:882:LEU:HD22	0.99	1.11
1:E:431:LYS:NZ	1:G:336:ASN:HB3	1.66	1.11
1:G:394:LYS:HB3	1:G:434:ARG:HB2	1.18	1.11
1:G:595:LEU:CD1	1:G:1201:TRP:CZ2	2.32	1.11
1:I:473:LEU:HD11	1:I:480:CYS:HB2	1.13	1.11
1:A:614:HIS:HE1	1:A:640:GLN:HG2	1.14	1.10
1:C:122:ARG:NH2	1:C:126:PHE:HZ	1.47	1.10
1:C:179:PRO:HD2	1:C:237:ARG:HH11	1.12	1.10
1:G:122:ARG:NH2	1:G:126:PHE:HZ	1.47	1.10
1:M:122:ARG:NH2	1:M:126:PHE:HZ	1.47	1.10
1:G:1220:LEU:HD12	1:G:1220:LEU:H	1.06	1.10
1:A:879:ARG:HB3	1:A:921:MET:CE	1.81	1.10
1:K:879:ARG:HB3	1:K:921:MET:CE	1.81	1.10
1:C:381:ASP:O	1:C:384:THR:HG23	1.52	1.10
1:E:1220:LEU:HD12	1:E:1220:LEU:H	1.06	1.10
1:K:614:HIS:HE1	1:K:640:GLN:HG2	1.14	1.10
1:A:999:ARG:HD3	1:A:1030:TRP:CD1	1.87	1.10
1:A:381:ASP:O	1:A:384:THR:HG23	1.52	1.10
1:C:1185:PHE:CE1	1:C:1192:LEU:CG	2.34	1.10
1:A:431:LYS:NZ	1:C:336:ASN:HB3	1.66	1.10
1:C:1087:THR:HG23	2:D:39:LYS:HD3	1.26	1.10
1:G:473:LEU:HD11	1:G:480:CYS:HB2	1.13	1.10
1:G:862:TYR:CD1	1:G:885:VAL:CG1	2.23	1.10
1:M:614:HIS:HE1	1:M:640:GLN:HG2	1.14	1.10
1:A:473:LEU:CD2	1:A:484:TYR:CE1	2.35	1.10
1:I:473:LEU:CD2	1:I:484:TYR:CE1	2.35	1.10
1:K:1185:PHE:CE1	1:K:1192:LEU:CG	2.34	1.10
1:M:473:LEU:HD11	1:M:480:CYS:HB2	1.13	1.10
1:E:1185:PHE:CE1	1:E:1192:LEU:CG	2.34	1.10
1:I:999:ARG:HD3	1:I:1030:TRP:CD1	1.87	1.10
1:A:1185:PHE:CE1	1:A:1192:LEU:HD11	1.81	1.10
1:C:882:LEU:CD2	1:C:882:LEU:H	1.65	1.10

Continued on next page...

Continued from previous page...

Atom-1	Atom-2	Interatomic distance (Å)	Clash overlap (Å)
1:G:879:ARG:HB3	1:G:921:MET:CE	1.81	1.10
1:I:1220:LEU:H	1:I:1220:LEU:HD12	1.06	1.10
1:I:879:ARG:HB3	1:I:921:MET:CE	1.81	1.10
1:K:431:LYS:NZ	1:M:336:ASN:HB3	1.66	1.10
1:G:473:LEU:CD2	1:G:484:TYR:CE1	2.35	1.09
1:M:879:ARG:HB3	1:M:921:MET:CE	1.81	1.09
1:C:394:LYS:HB3	1:C:434:ARG:HB2	1.18	1.09
1:M:473:LEU:CD2	1:M:484:TYR:CE1	2.35	1.09
1:A:1087:THR:HG23	2:B:39:LYS:HD3	1.26	1.09
1:E:381:ASP:O	1:E:384:THR:HG23	1.52	1.09
1:E:999:ARG:HD3	1:E:1030:TRP:CD1	1.87	1.09
1:G:1185:PHE:CE1	1:G:1192:LEU:CG	2.34	1.09
1:G:381:ASP:O	1:G:384:THR:HG23	1.52	1.09
1:I:882:LEU:H	1:I:882:LEU:HD22	0.99	1.09
1:C:879:ARG:HB3	1:C:921:MET:CE	1.81	1.09
1:I:1185:PHE:CE1	1:I:1192:LEU:CG	2.34	1.09
1:K:999:ARG:HD3	1:K:1030:TRP:CD1	1.87	1.09
1:G:923:LYS:HB2	1:G:940:VAL:HG23	1.10	1.09
1:M:882:LEU:CD2	1:M:882:LEU:H	1.64	1.09
1:M:999:ARG:HD3	1:M:1030:TRP:CD1	1.87	1.09
1:G:882:LEU:H	1:G:882:LEU:CD2	1.64	1.09
1:I:1087:THR:CG2	2:J:39:LYS:HD3	1.83	1.09
1:A:1087:THR:CG2	2:B:39:LYS:HD3	1.83	1.09
1:K:230:LEU:HD22	1:K:234:LYS:HG3	1.24	1.09
1:M:381:ASP:O	1:M:384:THR:HG23	1.52	1.09
1:C:473:LEU:CD2	1:C:484:TYR:CE1	2.35	1.09
1:E:394:LYS:HB3	1:E:434:ARG:HB2	1.18	1.09
1:E:923:LYS:HB2	1:E:940:VAL:HG23	1.10	1.09
1:G:179:PRO:HD2	1:G:237:ARG:HH11	1.12	1.09
1:G:431:LYS:NZ	1:I:336:ASN:HB3	1.66	1.09
1:G:1087:THR:CG2	2:H:39:LYS:HD3	1.83	1.08
1:M:1087:THR:CG2	2:N:39:LYS:HD3	1.83	1.08
1:A:1220:LEU:HD12	1:A:1220:LEU:H	1.06	1.08
1:I:381:ASP:O	1:I:384:THR:HG23	1.52	1.08
1:I:882:LEU:H	1:I:882:LEU:CD2	1.64	1.08
1:K:1087:THR:CG2	2:L:39:LYS:HD3	1.83	1.08
1:C:999:ARG:HD3	1:C:1030:TRP:CD1	1.87	1.08
1:G:882:LEU:HB3	1:G:1237:ASN:HD21	1.10	1.08
1:C:473:LEU:HD11	1:C:480:CYS:HB2	1.13	1.08
1:G:1087:THR:HG23	2:H:39:LYS:HD3	1.26	1.08
1:A:336:ASN:HB3	1:M:431:LYS:NZ	1.66	1.08

Continued on next page...

Continued from previous page...

Atom-1	Atom-2	Interatomic distance (Å)	Clash overlap (Å)
1:A:473:LEU:HD11	1:A:480:CYS:HB2	1.13	1.08
1:E:882:LEU:HB3	1:E:1237:ASN:HD21	1.10	1.08
1:K:473:LEU:CD2	1:K:484:TYR:CE1	2.35	1.08
1:E:473:LEU:CD2	1:E:484:TYR:CE1	2.35	1.08
1:K:457:HIS:CG	1:K:493:SER:HB2	1.88	1.08
1:A:179:PRO:HD2	1:A:237:ARG:HH11	1.12	1.08
1:E:882:LEU:CD2	1:E:882:LEU:H	1.64	1.08
1:G:999:ARG:HD3	1:G:1030:TRP:CD1	1.87	1.08
1:I:923:LYS:HB2	1:I:940:VAL:HG23	1.10	1.08
1:M:457:HIS:CG	1:M:493:SER:HB2	1.88	1.08
1:C:862:TYR:CD1	1:C:885:VAL:CG1	2.23	1.08
1:C:1220:LEU:H	1:C:1220:LEU:HD12	1.06	1.08
1:C:298:PHE:CE2	1:C:325:SER:HA	1.89	1.08
1:C:1087:THR:CG2	2:D:39:LYS:HD3	1.83	1.08
1:E:879:ARG:HB3	1:E:921:MET:CE	1.81	1.08
1:G:298:PHE:CE2	1:G:325:SER:HA	1.89	1.08
1:K:381:ASP:O	1:K:384:THR:HG23	1.52	1.08
1:K:529:TYR:O	1:K:532:ILE:HG23	1.54	1.08
1:M:882:LEU:HB3	1:M:1237:ASN:HD21	1.10	1.08
1:I:171:HIS:CD2	1:I:175:GLU:HB2	1.89	1.07
1:I:457:HIS:CG	1:I:493:SER:HB2	1.88	1.07
1:M:923:LYS:HB2	1:M:940:VAL:HG23	1.10	1.07
1:A:882:LEU:H	1:A:882:LEU:CD2	1.65	1.07
1:C:457:HIS:CG	1:C:493:SER:HB2	1.88	1.07
1:K:923:LYS:HB2	1:K:940:VAL:HG23	1.10	1.07
1:C:923:LYS:HB2	1:C:940:VAL:HG23	1.10	1.07
1:E:212:PHE:HB3	1:E:226:ARG:HH12	0.94	1.07
1:G:171:HIS:CD2	1:G:175:GLU:HB2	1.89	1.07
1:I:529:TYR:O	1:I:532:ILE:HG23	1.54	1.07
1:E:457:HIS:CG	1:E:493:SER:HB2	1.88	1.07
1:G:1167:PRO:HB3	1:G:1202:TRP:CE3	1.89	1.07
1:K:298:PHE:CE2	1:K:325:SER:HA	1.89	1.07
1:I:1167:PRO:HB3	1:I:1202:TRP:CE3	1.89	1.07
1:A:923:LYS:HB2	1:A:940:VAL:HG23	1.10	1.07
1:E:171:HIS:CD2	1:E:175:GLU:HB2	1.89	1.07
1:A:1167:PRO:HB3	1:A:1202:TRP:CE3	1.89	1.07
1:A:457:HIS:CG	1:A:493:SER:HB2	1.88	1.07
1:A:520:ALA:HB1	1:A:648:GLU:HB2	1.08	1.07
1:C:171:HIS:CD2	1:C:175:GLU:HB2	1.89	1.07
1:E:1087:THR:CG2	2:F:39:LYS:HD3	1.83	1.07
1:C:1167:PRO:HB3	1:C:1202:TRP:CE3	1.89	1.07

Continued on next page...

Continued from previous page...

Atom-1	Atom-2	Interatomic distance (Å)	Clash overlap (Å)
1:C:212:PHE:HB3	1:C:226:ARG:HH12	0.94	1.07
1:K:171:HIS:CD2	1:K:175:GLU:HB2	1.89	1.07
1:M:179:PRO:CD	1:M:237:ARG:HH11	1.68	1.07
1:C:614:HIS:HE1	1:C:640:GLN:HG2	1.14	1.07
1:G:614:HIS:HE1	1:G:640:GLN:HG2	1.14	1.07
1:I:298:PHE:HE2	1:I:325:SER:HA	1.16	1.07
1:I:540:VAL:HG13	1:I:575:GLU:HB3	1.37	1.07
1:C:540:VAL:HG13	1:C:575:GLU:HB3	1.37	1.07
1:G:540:VAL:HG13	1:G:575:GLU:HB3	1.37	1.07
1:M:171:HIS:CD2	1:M:175:GLU:HB2	1.89	1.07
1:M:298:PHE:CE2	1:M:325:SER:HA	1.89	1.07
1:M:529:TYR:O	1:M:532:ILE:HG23	1.54	1.07
1:A:158:CYS:SG	1:A:284:SER:CB	2.43	1.06
1:G:882:LEU:H	1:G:882:LEU:HD22	0.99	1.06
1:I:179:PRO:HD2	1:I:237:ARG:HH11	1.12	1.06
1:K:882:LEU:H	1:K:882:LEU:CD2	1.64	1.06
1:A:473:LEU:HD21	1:A:484:TYR:CZ	1.91	1.06
1:C:473:LEU:HD21	1:C:484:TYR:CZ	1.91	1.06
1:E:298:PHE:CE2	1:E:325:SER:HA	1.89	1.06
1:E:473:LEU:HD21	1:E:484:TYR:CZ	1.91	1.06
1:G:457:HIS:CG	1:G:493:SER:HB2	1.88	1.06
1:K:1167:PRO:HB3	1:K:1202:TRP:CE3	1.89	1.06
1:M:1167:PRO:HB3	1:M:1202:TRP:CE3	1.89	1.06
1:E:540:VAL:HG13	1:E:575:GLU:HB3	1.37	1.06
1:I:453:LEU:HD11	1:I:454:GLN:HE21	1.14	1.06
1:M:298:PHE:HE2	1:M:325:SER:HA	1.16	1.06
1:C:158:CYS:SG	1:C:284:SER:CB	2.43	1.06
1:M:520:ALA:HB1	1:M:648:GLU:HB2	1.09	1.06
1:C:520:ALA:HB1	1:C:648:GLU:HB2	1.08	1.06
1:E:1167:PRO:HB3	1:E:1202:TRP:CE3	1.89	1.06
1:I:179:PRO:CD	1:I:237:ARG:HH11	1.68	1.06
1:I:298:PHE:CE2	1:I:325:SER:HA	1.89	1.06
1:C:882:LEU:HB3	1:C:1237:ASN:HD21	1.10	1.06
1:E:453:LEU:HD11	1:E:454:GLN:HE21	1.14	1.06
1:K:453:LEU:HD11	1:K:454:GLN:HE21	1.14	1.06
1:K:540:VAL:HG13	1:K:575:GLU:HB3	1.37	1.06
1:M:453:LEU:HD11	1:M:454:GLN:HE21	1.14	1.06
1:A:171:HIS:CD2	1:A:175:GLU:HB2	1.89	1.06
1:G:453:LEU:HD11	1:G:454:GLN:HE21	1.14	1.06
1:G:473:LEU:HD21	1:G:484:TYR:CZ	1.90	1.06
1:G:520:ALA:HB1	1:G:648:GLU:HB2	1.09	1.06

Continued on next page...

Continued from previous page...

Atom-1	Atom-2	Interatomic distance (Å)	Clash overlap (Å)
1:G:529:TYR:O	1:G:532:ILE:HG23	1.54	1.06
1:M:473:LEU:HD21	1:M:484:TYR:CZ	1.90	1.06
1:A:1200:LYS:HD3	1:A:1202:TRP:CE2	1.91	1.06
1:A:453:LEU:HD11	1:A:454:GLN:HE21	1.14	1.06
1:G:212:PHE:HB3	1:G:226:ARG:HH12	0.94	1.06
1:K:882:LEU:HB3	1:K:1237:ASN:HD21	1.10	1.06
1:M:158:CYS:SG	1:M:284:SER:CB	2.43	1.06
1:I:520:ALA:HB1	1:I:648:GLU:HB2	1.09	1.06
1:A:540:VAL:HG13	1:A:575:GLU:HB3	1.37	1.05
1:M:179:PRO:HD2	1:M:237:ARG:HH11	1.11	1.05
1:A:179:PRO:CD	1:A:237:ARG:HH11	1.68	1.05
1:A:298:PHE:CE2	1:A:325:SER:HA	1.89	1.05
1:E:179:PRO:CD	1:E:237:ARG:HH11	1.68	1.05
1:E:158:CYS:SG	1:E:284:SER:CB	2.43	1.05
1:K:1185:PHE:HE1	1:K:1192:LEU:HD11	1.10	1.05
1:G:158:CYS:SG	1:G:284:SER:CB	2.43	1.05
1:G:597:TRP:CH2	1:G:603:ILE:HD11	1.92	1.05
1:K:882:LEU:HD22	1:K:882:LEU:H	0.98	1.05
1:E:544:PHE:CD1	1:E:576:VAL:CG1	2.40	1.05
1:E:879:ARG:HB3	1:E:921:MET:HE1	1.37	1.05
1:I:158:CYS:SG	1:I:284:SER:CB	2.43	1.05
1:K:179:PRO:HD2	1:K:237:ARG:HH11	1.12	1.05
1:M:1200:LYS:HD3	1:M:1202:TRP:CE2	1.91	1.05
1:C:179:PRO:CD	1:C:237:ARG:HH11	1.68	1.05
1:G:1185:PHE:HE1	1:G:1192:LEU:HD11	1.10	1.05
1:I:1200:LYS:HD3	1:I:1202:TRP:CZ2	1.92	1.05
1:A:212:PHE:HB3	1:A:226:ARG:HH12	0.94	1.05
1:K:179:PRO:CD	1:K:237:ARG:HH11	1.68	1.05
1:K:158:CYS:SG	1:K:284:SER:CB	2.43	1.05
1:M:540:VAL:HG13	1:M:575:GLU:HB3	1.37	1.05
1:E:923:LYS:CB	1:E:940:VAL:HG23	1.87	1.05
1:K:212:PHE:HB3	1:K:226:ARG:HH12	0.94	1.05
1:A:597:TRP:CH2	1:A:603:ILE:HD11	1.92	1.04
1:E:520:ALA:HB1	1:E:648:GLU:HB2	1.09	1.04
1:I:1200:LYS:HD3	1:I:1202:TRP:CE2	1.91	1.04
1:K:473:LEU:HD21	1:K:484:TYR:CZ	1.90	1.04
1:K:520:ALA:HB1	1:K:648:GLU:HB2	1.09	1.04
1:M:212:PHE:HB3	1:M:226:ARG:NH1	1.72	1.04
1:C:597:TRP:CH2	1:C:603:ILE:HD11	1.92	1.04
1:C:923:LYS:CB	1:C:940:VAL:HG23	1.87	1.04
1:E:948:LEU:HD12	1:E:957:ASP:OD2	1.57	1.04

Continued on next page...

Continued from previous page...

Atom-1	Atom-2	Interatomic distance (Å)	Clash overlap (Å)
1:A:212:PHE:HB3	1:A:226:ARG:NH1	1.72	1.04
1:A:948:LEU:HD12	1:A:957:ASP:OD2	1.57	1.04
1:C:179:PRO:CD	1:C:237:ARG:NH1	2.21	1.04
1:E:179:PRO:CD	1:E:237:ARG:NH1	2.21	1.04
1:G:1200:LYS:HD3	1:G:1202:TRP:CE2	1.91	1.04
1:I:1146:ASP:O	1:I:1180:VAL:HG21	1.58	1.04
1:I:1185:PHE:HE1	1:I:1192:LEU:HD11	1.10	1.04
1:I:155:MET:HE3	1:I:441:GLN:NE2	1.73	1.04
1:I:473:LEU:HD21	1:I:484:TYR:CZ	1.91	1.04
1:I:597:TRP:CH2	1:I:603:ILE:HD11	1.92	1.04
1:M:212:PHE:HB3	1:M:226:ARG:HH12	0.94	1.04
1:A:529:TYR:O	1:A:532:ILE:HG23	1.54	1.04
1:A:931:GLN:O	1:A:932:GLU:HB2	1.58	1.04
1:E:1200:LYS:HD3	1:E:1202:TRP:CE2	1.91	1.04
1:E:597:TRP:CH2	1:E:603:ILE:HD11	1.92	1.04
1:G:179:PRO:CD	1:G:237:ARG:NH1	2.21	1.04
1:G:179:PRO:CD	1:G:237:ARG:HH11	1.68	1.04
1:G:923:LYS:CB	1:G:940:VAL:HG23	1.87	1.04
1:K:1200:LYS:HD3	1:K:1202:TRP:CE2	1.91	1.04
1:K:948:LEU:HD12	1:K:957:ASP:OD2	1.57	1.04
1:C:1200:LYS:HD3	1:C:1202:TRP:CE2	1.91	1.04
1:C:544:PHE:CD1	1:C:576:VAL:CG1	2.40	1.04
1:C:879:ARG:HB3	1:C:921:MET:HE1	1.38	1.04
1:I:212:PHE:HB3	1:I:226:ARG:HH12	0.93	1.04
1:M:931:GLN:O	1:M:932:GLU:HB2	1.58	1.04
1:G:1146:ASP:O	1:G:1180:VAL:HG21	1.58	1.04
1:I:179:PRO:CD	1:I:237:ARG:NH1	2.21	1.04
1:K:1146:ASP:O	1:K:1180:VAL:HG21	1.58	1.04
1:M:923:LYS:CB	1:M:940:VAL:HG23	1.87	1.04
1:K:923:LYS:CB	1:K:940:VAL:HG23	1.87	1.04
1:C:529:TYR:O	1:C:532:ILE:HG23	1.54	1.04
1:I:931:GLN:O	1:I:932:GLU:HB2	1.58	1.04
1:K:179:PRO:CD	1:K:237:ARG:NH1	2.21	1.04
1:K:597:TRP:CH2	1:K:603:ILE:HD11	1.92	1.04
1:C:155:MET:HE3	1:C:441:GLN:NE2	1.72	1.03
1:C:639:LEU:HD21	1:C:653:ILE:HD12	1.38	1.03
1:E:639:LEU:HD21	1:E:653:ILE:HD12	1.38	1.03
1:G:931:GLN:O	1:G:932:GLU:HB2	1.58	1.03
1:I:948:LEU:HD12	1:I:957:ASP:OD2	1.57	1.03
1:A:1146:ASP:O	1:A:1180:VAL:HG21	1.58	1.03
1:A:179:PRO:CD	1:A:237:ARG:NH1	2.21	1.03

Continued on next page...

Continued from previous page...

Atom-1	Atom-2	Interatomic distance (Å)	Clash overlap (Å)
1:A:881:HIS:CE1	1:A:901:SER:HB3	1.93	1.03
1:G:1200:LYS:HD3	1:G:1202:TRP:CZ2	1.92	1.03
1:G:212:PHE:HB3	1:G:226:ARG:NH1	1.72	1.03
1:I:122:ARG:NH2	1:I:126:PHE:CZ	2.27	1.03
1:I:923:LYS:CB	1:I:940:VAL:HG23	1.87	1.03
1:C:948:LEU:HD12	1:C:957:ASP:OD2	1.57	1.03
1:E:298:PHE:HE2	1:E:325:SER:HA	1.16	1.03
1:K:1200:LYS:HD3	1:K:1202:TRP:CZ2	1.92	1.03
1:C:453:LEU:HD11	1:C:454:GLN:HE21	1.14	1.03
1:C:881:HIS:CE1	1:C:901:SER:HB3	1.93	1.03
1:E:1200:LYS:HD3	1:E:1202:TRP:CZ2	1.92	1.03
1:K:212:PHE:HB3	1:K:226:ARG:NH1	1.72	1.03
1:M:155:MET:HE3	1:M:441:GLN:NE2	1.73	1.03
1:M:881:HIS:CE1	1:M:901:SER:HB3	1.93	1.03
1:C:212:PHE:HB3	1:C:226:ARG:NH1	1.72	1.03
1:E:529:TYR:O	1:E:532:ILE:HG23	1.54	1.03
1:K:419:VAL:HG11	1:K:426:CYS:SG	1.99	1.03
1:M:1200:LYS:HD3	1:M:1202:TRP:CZ2	1.92	1.03
1:A:923:LYS:CB	1:A:940:VAL:HG23	1.87	1.03
1:C:1200:LYS:HD3	1:C:1202:TRP:CZ2	1.92	1.03
1:E:1146:ASP:O	1:E:1180:VAL:HG21	1.58	1.03
1:K:931:GLN:O	1:K:932:GLU:HB2	1.58	1.03
1:M:544:PHE:CD1	1:M:576:VAL:CG1	2.40	1.03
1:A:1200:LYS:HD3	1:A:1202:TRP:CZ2	1.92	1.03
1:E:212:PHE:HB3	1:E:226:ARG:NH1	1.72	1.03
1:E:419:VAL:HG11	1:E:426:CYS:SG	1.99	1.03
1:G:656:HIS:CE1	1:G:676:SER:HB3	1.94	1.03
1:G:948:LEU:HD12	1:G:957:ASP:OD2	1.57	1.03
1:K:544:PHE:CD1	1:K:576:VAL:CG1	2.40	1.03
1:M:122:ARG:NH2	1:M:126:PHE:CZ	2.27	1.03
1:A:544:PHE:CD1	1:A:576:VAL:CG1	2.40	1.03
1:E:122:ARG:NH2	1:E:126:PHE:CZ	2.27	1.03
1:G:419:VAL:HG11	1:G:426:CYS:SG	1.99	1.03
1:I:212:PHE:HB3	1:I:226:ARG:NH1	1.72	1.03
1:I:656:HIS:CE1	1:I:676:SER:HB3	1.94	1.03
1:I:658:ASP:OD2	1:I:677:VAL:HB	1.59	1.03
1:K:298:PHE:HE2	1:K:325:SER:HA	1.16	1.03
1:M:597:TRP:CH2	1:M:603:ILE:HD11	1.92	1.03
1:M:862:TYR:CE1	1:M:881:HIS:CB	2.42	1.03
1:A:419:VAL:HG11	1:A:426:CYS:SG	1.99	1.03
1:G:298:PHE:HE2	1:G:325:SER:HA	1.16	1.03

Continued on next page...

Continued from previous page...

Atom-1	Atom-2	Interatomic distance (Å)	Clash overlap (Å)
1:K:122:ARG:NH2	1:K:126:PHE:CZ	2.27	1.03
1:K:656:HIS:CE1	1:K:676:SER:HB3	1.94	1.03
1:M:948:LEU:HD12	1:M:957:ASP:OD2	1.57	1.03
1:M:656:HIS:CE1	1:M:676:SER:HB3	1.94	1.03
1:M:419:VAL:HG11	1:M:426:CYS:SG	1.99	1.02
1:E:881:HIS:CE1	1:E:901:SER:HB3	1.93	1.02
1:C:1146:ASP:O	1:C:1180:VAL:HG21	1.58	1.02
1:E:658:ASP:OD2	1:E:677:VAL:HB	1.59	1.02
1:G:639:LEU:HD21	1:G:653:ILE:HD12	1.38	1.02
1:K:881:HIS:CE1	1:K:901:SER:HB3	1.94	1.02
1:M:658:ASP:OD2	1:M:677:VAL:HB	1.59	1.02
1:C:656:HIS:CE1	1:C:676:SER:HB3	1.94	1.02
1:C:658:ASP:OD2	1:C:677:VAL:HB	1.59	1.02
1:E:155:MET:HE3	1:E:441:GLN:NE2	1.75	1.02
1:K:315:LYS:O	1:K:318:LYS:HE3	1.59	1.02
1:C:419:VAL:HG11	1:C:426:CYS:SG	1.99	1.02
1:G:1194:SER:CB	1:G:1202:TRP:CZ3	2.43	1.02
1:G:122:ARG:NH2	1:G:126:PHE:CZ	2.27	1.02
1:I:419:VAL:HG11	1:I:426:CYS:SG	1.99	1.02
1:K:862:TYR:CE1	1:K:881:HIS:CB	2.42	1.02
1:A:1220:LEU:HD23	1:A:1234:THR:OG1	1.60	1.02
1:A:315:LYS:O	1:A:318:LYS:HE3	1.59	1.02
1:K:155:MET:HE3	1:K:441:GLN:NE2	1.75	1.02
1:K:658:ASP:OD2	1:K:677:VAL:HB	1.59	1.02
1:I:1194:SER:CB	1:I:1202:TRP:CZ3	2.43	1.02
1:K:639:LEU:HD21	1:K:653:ILE:HD12	1.38	1.02
1:G:315:LYS:O	1:G:318:LYS:HE3	1.59	1.02
1:I:1149:GLY:HA2	1:I:1180:VAL:HG22	1.02	1.02
1:I:1220:LEU:HD23	1:I:1234:THR:OG1	1.60	1.02
1:I:881:HIS:CE1	1:I:901:SER:HB3	1.93	1.02
1:M:179:PRO:CD	1:M:237:ARG:NH1	2.21	1.02
1:A:639:LEU:HD21	1:A:653:ILE:HD12	1.38	1.02
1:C:122:ARG:NH2	1:C:126:PHE:CZ	2.27	1.02
1:C:298:PHE:HE2	1:C:325:SER:HA	1.16	1.02
1:M:639:LEU:HD21	1:M:653:ILE:HD12	1.38	1.02
1:M:879:ARG:HB3	1:M:921:MET:HE1	1.42	1.02
1:A:658:ASP:OD2	1:A:677:VAL:HB	1.59	1.01
1:E:1194:SER:CB	1:E:1202:TRP:CZ3	2.43	1.01
1:K:1149:GLY:HA2	1:K:1180:VAL:HG22	1.02	1.01
1:K:1194:SER:CB	1:K:1202:TRP:CZ3	2.43	1.01
1:M:1185:PHE:HE1	1:M:1192:LEU:HD11	1.10	1.01

Continued on next page...

Continued from previous page...

Atom-1	Atom-2	Interatomic distance (Å)	Clash overlap (Å)
1:A:1194:SER:CB	1:A:1202:TRP:CZ3	2.43	1.01
1:C:1194:SER:CB	1:C:1202:TRP:CZ3	2.43	1.01
1:C:931:GLN:O	1:C:932:GLU:HB2	1.58	1.01
1:G:882:LEU:HB3	1:G:1237:ASN:ND2	1.76	1.01
1:I:544:PHE:CD1	1:I:576:VAL:CG1	2.40	1.01
1:E:1185:PHE:HE1	1:E:1192:LEU:HD11	1.10	1.01
1:E:656:HIS:CE1	1:E:676:SER:HB3	1.94	1.01
1:G:881:HIS:CE1	1:G:901:SER:HB3	1.93	1.01
1:A:122:ARG:NH2	1:A:126:PHE:CZ	2.27	1.01
1:K:882:LEU:HB3	1:K:1237:ASN:ND2	1.76	1.01
1:A:155:MET:HE3	1:A:441:GLN:NE2	1.75	1.01
1:C:597:TRP:HH2	1:C:603:ILE:HD11	1.22	1.01
1:G:155:MET:HE3	1:G:441:GLN:NE2	1.73	1.01
1:I:364:LEU:HD11	1:I:368:MET:HE1	1.42	1.01
2:L:17:CYS:SG	5:L:201:HEM:CBC	2.49	1.01
1:M:364:LEU:HD11	1:M:368:MET:HE1	1.40	1.01
1:E:862:TYR:CE1	1:E:881:HIS:CB	2.42	1.01
1:A:137:GLN:HG2	1:A:173:LEU:HD22	1.42	1.01
1:G:1149:GLY:HA2	1:G:1180:VAL:HG22	1.02	1.01
2:H:17:CYS:SG	5:H:201:HEM:CBC	2.49	1.01
1:M:1146:ASP:O	1:M:1180:VAL:HG21	1.58	1.01
1:G:1220:LEU:HD23	1:G:1234:THR:OG1	1.60	1.01
1:M:1194:SER:CB	1:M:1202:TRP:CZ3	2.43	1.01
1:M:315:LYS:O	1:M:318:LYS:HE3	1.59	1.01
1:C:225:ASP:O	1:C:229:ILE:HG13	1.61	1.01
1:E:315:LYS:O	1:E:318:LYS:HE3	1.59	1.01
1:E:903:ASP:O	1:E:1175:THR:HG22	1.61	1.00
1:G:225:ASP:O	1:G:229:ILE:HG13	1.61	1.00
1:C:862:TYR:CE1	1:C:881:HIS:CB	2.42	1.00
1:I:315:LYS:O	1:I:318:LYS:HE3	1.59	1.00
1:M:1149:GLY:HA2	1:M:1180:VAL:HG22	1.02	1.00
1:A:656:HIS:CE1	1:A:676:SER:HB3	1.94	1.00
1:E:931:GLN:O	1:E:932:GLU:HB2	1.58	1.00
1:G:137:GLN:HG2	1:G:173:LEU:HD22	1.42	1.00
1:I:137:GLN:HG2	1:I:173:LEU:HD22	1.42	1.00
1:I:639:LEU:HD21	1:I:653:ILE:HD12	1.38	1.00
1:I:882:LEU:HB3	1:I:1237:ASN:ND2	1.76	1.00
1:M:1220:LEU:HD23	1:M:1234:THR:OG1	1.60	1.00
2:N:17:CYS:SG	5:N:201:HEM:CBC	2.49	1.00
1:C:315:LYS:O	1:C:318:LYS:HE3	1.59	1.00
1:C:882:LEU:HB3	1:C:1237:ASN:ND2	1.76	1.00

Continued on next page...

Continued from previous page...

Atom-1	Atom-2	Interatomic distance (Å)	Clash overlap (Å)
1:E:229:ILE:HG22	1:E:233:ARG:HD3	1.43	1.00
1:G:903:ASP:O	1:G:1175:THR:HG22	1.61	1.00
1:M:294:ILE:HG21	1:M:324:VAL:HG11	1.44	1.00
1:A:882:LEU:HB3	1:A:1237:ASN:ND2	1.75	1.00
1:C:1220:LEU:HD23	1:C:1234:THR:OG1	1.60	1.00
1:E:882:LEU:HB3	1:E:1237:ASN:ND2	1.76	1.00
1:G:658:ASP:OD2	1:G:677:VAL:HB	1.59	1.00
1:M:903:ASP:O	1:M:1175:THR:HG22	1.61	1.00
1:M:225:ASP:O	1:M:229:ILE:HG13	1.61	1.00
1:C:903:ASP:O	1:C:1175:THR:HG22	1.61	1.00
2:D:17:CYS:SG	5:D:201:HEM:CBC	2.49	1.00
2:F:17:CYS:SG	5:F:201:HEM:CBC	2.49	1.00
1:A:298:PHE:HE2	1:A:325:SER:HA	1.16	1.00
1:A:1185:PHE:HE1	1:A:1192:LEU:CG	1.73	1.00
1:A:294:ILE:HG21	1:A:324:VAL:HG11	1.43	1.00
1:C:137:GLN:HG2	1:C:173:LEU:HD22	1.42	1.00
1:G:229:ILE:HG22	1:G:233:ARG:HD3	1.42	1.00
1:A:1149:GLY:HA2	1:A:1180:VAL:HG22	1.02	0.99
1:E:1220:LEU:HD23	1:E:1234:THR:OG1	1.60	0.99
2:J:17:CYS:SG	5:J:201:HEM:CBC	2.49	0.99
1:K:364:LEU:HD11	1:K:368:MET:HE1	1.41	0.99
1:C:229:ILE:HG22	1:C:233:ARG:HD3	1.42	0.99
1:E:171:HIS:HD2	1:E:175:GLU:HB2	1.25	0.99
1:K:225:ASP:O	1:K:229:ILE:HG13	1.61	0.99
1:M:137:GLN:HG2	1:M:173:LEU:HD22	1.42	0.99
1:E:1149:GLY:HA2	1:E:1180:VAL:HG22	1.02	0.99
1:G:862:TYR:CE1	1:G:881:HIS:CB	2.42	0.99
1:I:1185:PHE:HE1	1:I:1192:LEU:CG	1.73	0.99
1:K:903:ASP:O	1:K:1175:THR:HG22	1.61	0.99
1:A:229:ILE:HG22	1:A:233:ARG:HD3	1.43	0.99
1:E:1194:SER:HB2	1:E:1202:TRP:CZ3	1.98	0.99
1:E:225:ASP:O	1:E:229:ILE:HG13	1.61	0.99
1:G:544:PHE:CD1	1:G:576:VAL:CG1	2.40	0.99
1:A:1194:SER:HB2	1:A:1202:TRP:CZ3	1.98	0.99
5:B:201:HEM:HBC2	5:B:201:HEM:HMC1	1.44	0.99
1:I:903:ASP:O	1:I:1175:THR:HG22	1.61	0.99
1:K:239:LEU:HD12	1:K:240:LEU:N	1.78	0.99
1:C:1149:GLY:HA2	1:C:1180:VAL:HG22	1.02	0.99
1:G:239:LEU:HD12	1:G:240:LEU:N	1.78	0.99
1:M:158:CYS:HG	1:M:284:SER:HB2	0.87	0.99
1:M:882:LEU:HB3	1:M:1237:ASN:ND2	1.76	0.99

Continued on next page...

Continued from previous page...

Atom-1	Atom-2	Interatomic distance (Å)	Clash overlap (Å)
5:N:201:HEM:HBC2	5:N:201:HEM:HMC1	1.44	0.99
1:I:879:ARG:HB3	1:I:921:MET:HE1	1.44	0.98
1:K:1185:PHE:HE1	1:K:1192:LEU:CG	1.73	0.98
1:A:903:ASP:O	1:A:1175:THR:HG22	1.61	0.98
2:B:17:CYS:SG	5:B:201:HEM:CBC	2.49	0.98
1:I:239:LEU:HD12	1:I:240:LEU:N	1.78	0.98
1:K:1220:LEU:HD23	1:K:1234:THR:OG1	1.60	0.98
1:K:294:ILE:HG21	1:K:324:VAL:HG11	1.44	0.98
1:A:614:HIS:CE1	1:A:640:GLN:CG	2.47	0.98
1:K:1194:SER:HB2	1:K:1202:TRP:CZ3	1.98	0.98
1:A:1233:VAL:HG11	1:A:1243:ILE:HG12	1.46	0.98
1:C:923:LYS:HB2	1:C:940:VAL:CG2	1.94	0.98
1:E:239:LEU:HD12	1:E:240:LEU:N	1.78	0.98
1:I:473:LEU:HD11	1:I:480:CYS:CB	1.93	0.98
1:A:862:TYR:HB2	1:A:884:TRP:HA	1.46	0.98
1:E:137:GLN:HG2	1:E:173:LEU:HD22	1.42	0.98
1:E:923:LYS:HB2	1:E:940:VAL:CG2	1.94	0.98
1:I:882:LEU:HD22	1:I:882:LEU:N	1.78	0.98
1:K:137:GLN:HG2	1:K:173:LEU:HD22	1.42	0.98
1:K:229:ILE:HG22	1:K:233:ARG:HD3	1.43	0.98
5:L:201:HEM:HBC2	5:L:201:HEM:HMC1	1.44	0.98
1:A:597:TRP:HH2	1:A:603:ILE:HD11	1.22	0.98
1:A:923:LYS:HB2	1:A:940:VAL:CG2	1.94	0.98
1:E:614:HIS:CE1	1:E:640:GLN:CG	2.47	0.98
1:E:520:ALA:CB	1:E:648:GLU:HB2	1.94	0.98
1:G:520:ALA:CB	1:G:648:GLU:HB2	1.94	0.98
1:I:1194:SER:HB2	1:I:1202:TRP:CZ3	1.98	0.98
1:K:882:LEU:HD22	1:K:882:LEU:N	1.78	0.98
1:M:229:ILE:HG22	1:M:233:ARG:HD3	1.42	0.98
1:M:862:TYR:HB2	1:M:884:TRP:HA	1.46	0.98
1:A:225:ASP:O	1:A:229:ILE:HG13	1.61	0.98
5:D:201:HEM:HMC1	5:D:201:HEM:HBC2	1.44	0.98
1:G:473:LEU:HD11	1:G:480:CYS:CB	1.93	0.98
1:K:862:TYR:HB2	1:K:884:TRP:HA	1.46	0.98
1:M:614:HIS:CE1	1:M:640:GLN:CG	2.47	0.98
1:A:473:LEU:HD11	1:A:480:CYS:CB	1.93	0.98
1:C:1233:VAL:HG11	1:C:1243:ILE:HG12	1.46	0.98
1:M:1220:LEU:H	1:M:1220:LEU:CD1	1.77	0.98
1:A:862:TYR:CE1	1:A:881:HIS:CB	2.42	0.97
1:E:1220:LEU:H	1:E:1220:LEU:CD1	1.77	0.97
1:I:225:ASP:O	1:I:229:ILE:HG13	1.61	0.97

Continued on next page...

Continued from previous page...

Atom-1	Atom-2	Interatomic distance (Å)	Clash overlap (Å)
1:M:1194:SER:HB2	1:M:1202:TRP:CZ3	1.98	0.97
1:M:1233:VAL:HG11	1:M:1243:ILE:HG12	1.46	0.97
1:C:473:LEU:HD11	1:C:480:CYS:CB	1.93	0.97
1:C:614:HIS:CE1	1:C:640:GLN:CG	2.47	0.97
1:C:862:TYR:HB2	1:C:884:TRP:HA	1.46	0.97
1:G:364:LEU:HD11	1:G:368:MET:HE1	1.46	0.97
1:I:1220:LEU:CD1	1:I:1220:LEU:H	1.77	0.97
1:K:1233:VAL:HG11	1:K:1243:ILE:HG12	1.46	0.97
1:G:882:LEU:N	1:G:882:LEU:HD22	1.78	0.97
5:J:201:HEM:HBC2	5:J:201:HEM:HMC1	1.44	0.97
1:A:212:PHE:CB	1:A:226:ARG:HH12	1.78	0.97
1:G:614:HIS:CE1	1:G:640:GLN:CG	2.47	0.97
1:I:520:ALA:CB	1:I:648:GLU:HB2	1.94	0.97
1:C:239:LEU:HD12	1:C:240:LEU:N	1.78	0.97
1:E:431:LYS:HZ3	1:G:336:ASN:HB3	1.27	0.97
1:I:614:HIS:CE1	1:I:640:GLN:CG	2.47	0.97
1:K:1171:GLU:HG3	1:K:1172:GLY:H	1.30	0.97
1:C:520:ALA:CB	1:C:648:GLU:HB2	1.93	0.97
1:G:1194:SER:HB2	1:G:1202:TRP:CZ3	1.98	0.97
1:I:862:TYR:HB2	1:I:884:TRP:HA	1.46	0.97
1:I:984:ALA:HA	1:I:999:ARG:O	1.65	0.97
1:K:473:LEU:HD11	1:K:480:CYS:CB	1.93	0.97
1:K:614:HIS:CE1	1:K:640:GLN:CG	2.47	0.97
1:M:212:PHE:CB	1:M:226:ARG:HH12	1.78	0.97
1:C:1194:SER:HB2	1:C:1202:TRP:CZ3	1.98	0.97
1:G:1213:PHE:O	1:G:1214:TYR:HB2	1.64	0.97
1:G:879:ARG:HB3	1:G:921:MET:HE1	1.47	0.97
1:G:923:LYS:HB2	1:G:940:VAL:CG2	1.94	0.97
1:M:1171:GLU:HG3	1:M:1172:GLY:H	1.30	0.97
1:C:294:ILE:HG21	1:C:324:VAL:HG11	1.43	0.97
1:C:409:GLU:HG3	1:E:340:TYR:OH	1.65	0.97
1:E:984:ALA:HA	1:E:999:ARG:O	1.65	0.97
1:G:212:PHE:CB	1:G:226:ARG:HH12	1.78	0.97
1:G:294:ILE:HG21	1:G:324:VAL:HG11	1.44	0.97
1:E:409:GLU:HG3	1:G:340:TYR:OH	1.65	0.97
5:H:201:HEM:HBC2	5:H:201:HEM:HMC1	1.44	0.97
1:K:614:HIS:CE1	1:K:640:GLN:HG2	2.00	0.97
1:M:614:HIS:CE1	1:M:640:GLN:HG2	2.00	0.97
1:M:882:LEU:N	1:M:882:LEU:HD22	1.78	0.97
1:A:409:GLU:HG3	1:C:340:TYR:OH	1.65	0.97
1:C:1220:LEU:H	1:C:1220:LEU:CD1	1.77	0.97

Continued on next page...

Continued from previous page...

Atom-1	Atom-2	Interatomic distance (Å)	Clash overlap (Å)
1:G:409:GLU:HG3	1:I:340:TYR:OH	1.65	0.97
1:G:984:ALA:HA	1:G:999:ARG:O	1.65	0.97
1:I:1171:GLU:HG3	1:I:1172:GLY:H	1.30	0.97
1:K:597:TRP:HH2	1:K:603:ILE:HD11	1.22	0.97
1:M:473:LEU:HD11	1:M:480:CYS:CB	1.93	0.97
1:M:923:LYS:HB2	1:M:940:VAL:CG2	1.94	0.97
1:A:239:LEU:HD12	1:A:240:LEU:N	1.78	0.96
5:F:201:HEM:HBC2	5:F:201:HEM:HMC1	1.44	0.96
1:I:1233:VAL:HG11	1:I:1243:ILE:HG12	1.46	0.96
1:M:239:LEU:HD12	1:M:240:LEU:N	1.78	0.96
1:A:1220:LEU:CD1	1:A:1220:LEU:H	1.77	0.96
1:C:212:PHE:CB	1:C:226:ARG:HH12	1.78	0.96
1:G:1185:PHE:HE1	1:G:1192:LEU:CG	1.73	0.96
1:I:409:GLU:HG3	1:K:340:TYR:OH	1.65	0.96
1:A:1171:GLU:HG3	1:A:1172:GLY:H	1.30	0.96
1:E:1185:PHE:HE1	1:E:1192:LEU:CG	1.73	0.96
1:E:359:TYR:HD1	1:E:360:ASP:N	1.63	0.96
1:E:561:PRO:HB3	1:E:1214:TYR:CD2	2.01	0.96
1:G:1220:LEU:CD1	1:G:1220:LEU:H	1.77	0.96
1:I:614:HIS:CE1	1:I:640:GLN:HG2	2.00	0.96
1:K:212:PHE:CB	1:K:226:ARG:HH12	1.78	0.96
1:K:879:ARG:HB3	1:K:921:MET:HE1	1.45	0.96
1:K:984:ALA:HA	1:K:999:ARG:O	1.65	0.96
1:A:614:HIS:CE1	1:A:640:GLN:HG2	2.00	0.96
1:I:359:TYR:HD1	1:I:360:ASP:N	1.64	0.96
1:M:1185:PHE:HE1	1:M:1192:LEU:CG	1.73	0.96
1:M:984:ALA:HA	1:M:999:ARG:O	1.65	0.96
1:C:1171:GLU:HG3	1:C:1172:GLY:H	1.30	0.96
1:I:1213:PHE:O	1:I:1214:TYR:HB2	1.64	0.96
1:A:340:TYR:OH	1:M:409:GLU:HG3	1.65	0.96
1:G:1171:GLU:HG3	1:G:1172:GLY:H	1.30	0.96
1:I:212:PHE:CB	1:I:226:ARG:HH12	1.78	0.96
1:I:597:TRP:HH2	1:I:603:ILE:HD11	1.22	0.96
1:A:984:ALA:HA	1:A:999:ARG:O	1.65	0.96
1:C:364:LEU:HD11	1:C:368:MET:HE1	1.48	0.96
1:E:1213:PHE:O	1:E:1214:TYR:HB2	1.64	0.96
1:G:614:HIS:CE1	1:G:640:GLN:HG2	2.00	0.96
1:I:229:ILE:HG22	1:I:233:ARG:HD3	1.42	0.96
1:K:1220:LEU:H	1:K:1220:LEU:CD1	1.77	0.96
1:M:561:PRO:HB3	1:M:1214:TYR:CD2	2.01	0.96
1:C:561:PRO:HB3	1:C:1214:TYR:CD2	2.01	0.96

Continued on next page...

Continued from previous page...

Atom-1	Atom-2	Interatomic distance (Å)	Clash overlap (Å)
1:C:146:GLU:HG3	1:E:111:ARG:NH1	1.81	0.96
1:E:1171:GLU:HG3	1:E:1172:GLY:H	1.30	0.96
1:E:882:LEU:N	1:E:882:LEU:HD22	1.78	0.96
1:G:1149:GLY:CA	1:G:1180:VAL:HG22	1.96	0.96
1:G:146:GLU:HG3	1:I:111:ARG:NH1	1.81	0.96
1:M:1149:GLY:CA	1:M:1180:VAL:HG22	1.96	0.96
1:M:597:TRP:HH2	1:M:603:ILE:HD11	1.22	0.96
1:A:520:ALA:CB	1:A:648:GLU:HB2	1.93	0.96
1:A:882:LEU:N	1:A:882:LEU:HD22	1.78	0.96
1:A:146:GLU:HG3	1:C:111:ARG:NH1	1.81	0.96
1:C:1194:SER:CB	1:C:1202:TRP:HZ3	1.79	0.96
1:E:294:ILE:HG21	1:E:324:VAL:HG11	1.43	0.96
1:E:473:LEU:HD11	1:E:480:CYS:CB	1.93	0.96
1:I:1220:LEU:N	1:I:1220:LEU:HD12	1.81	0.96
1:I:294:ILE:HG21	1:I:324:VAL:HG11	1.44	0.96
1:I:862:TYR:CE1	1:I:881:HIS:CB	2.42	0.96
1:I:923:LYS:HB2	1:I:940:VAL:CG2	1.94	0.96
1:K:520:ALA:CB	1:K:648:GLU:HB2	1.94	0.96
1:A:364:LEU:HD11	1:A:368:MET:HE1	1.48	0.96
1:A:879:ARG:HB3	1:A:921:MET:HE1	1.45	0.96
1:C:614:HIS:CE1	1:C:640:GLN:HG2	2.00	0.96
1:G:875:VAL:HG11	1:G:915:CYS:SG	2.06	0.96
1:I:1149:GLY:CA	1:I:1180:VAL:HG22	1.96	0.96
1:I:875:VAL:HG11	1:I:915:CYS:SG	2.06	0.96
1:K:875:VAL:HG11	1:K:915:CYS:SG	2.06	0.96
1:M:520:ALA:CB	1:M:648:GLU:HB2	1.94	0.96
1:A:561:PRO:HB3	1:A:1214:TYR:CD2	2.01	0.95
1:A:477:GLN:HE21	1:A:477:GLN:HA	1.31	0.95
1:C:1185:PHE:HE1	1:C:1192:LEU:CG	1.73	0.95
1:E:477:GLN:HA	1:E:477:GLN:HE21	1.31	0.95
1:I:928:VAL:HG12	1:I:937:VAL:HA	1.48	0.95
1:K:1149:GLY:CA	1:K:1180:VAL:HG22	1.96	0.95
1:K:158:CYS:HG	1:K:284:SER:HB2	0.85	0.95
1:E:1194:SER:CB	1:E:1202:TRP:HZ3	1.79	0.95
1:E:1233:VAL:HG11	1:E:1243:ILE:HG12	1.46	0.95
1:E:862:TYR:HB2	1:E:884:TRP:HA	1.46	0.95
1:G:1220:LEU:HD12	1:G:1220:LEU:N	1.81	0.95
1:G:1233:VAL:HG11	1:G:1243:ILE:HG12	1.46	0.95
1:G:597:TRP:HH2	1:G:603:ILE:HD11	1.22	0.95
1:G:928:VAL:HG12	1:G:937:VAL:HA	1.48	0.95
1:I:146:GLU:HG3	1:K:111:ARG:HH12	1.32	0.95

Continued on next page...

Continued from previous page...

Atom-1	Atom-2	Interatomic distance (Å)	Clash overlap (Å)
1:K:409:GLU:HG3	1:M:340:TYR:OH	1.65	0.95
1:A:111:ARG:NH1	1:M:146:GLU:HG3	1.81	0.95
1:C:984:ALA:HA	1:C:999:ARG:O	1.65	0.95
1:E:212:PHE:CB	1:E:226:ARG:HH12	1.78	0.95
1:I:876:ALA:HB3	1:I:914:VAL:O	1.66	0.95
1:A:928:VAL:HG12	1:A:937:VAL:HA	1.48	0.95
1:E:614:HIS:CE1	1:E:640:GLN:HG2	2.00	0.95
1:C:882:LEU:HD22	1:C:882:LEU:N	1.78	0.95
1:E:597:TRP:HH2	1:E:603:ILE:HD11	1.22	0.95
1:K:876:ALA:HB3	1:K:914:VAL:O	1.66	0.95
1:M:1220:LEU:N	1:M:1220:LEU:HD12	1.81	0.95
1:E:875:VAL:HG11	1:E:915:CYS:SG	2.06	0.95
1:G:561:PRO:HB3	1:G:1214:TYR:CD2	2.01	0.95
1:A:137:GLN:CG	1:A:173:LEU:HD22	1.96	0.95
1:A:146:GLU:HG3	1:C:111:ARG:HH12	1.32	0.95
1:E:146:GLU:HG3	1:G:111:ARG:HH12	1.32	0.95
1:G:876:ALA:HB3	1:G:914:VAL:O	1.66	0.95
1:K:146:GLU:HG3	1:M:111:ARG:NH1	1.81	0.95
1:M:137:GLN:CG	1:M:173:LEU:HD22	1.96	0.95
1:A:359:TYR:HD1	1:A:360:ASP:N	1.63	0.95
2:D:17:CYS:HG	5:D:201:HEM:CBC	1.80	0.95
1:K:923:LYS:HB2	1:K:940:VAL:CG2	1.94	0.95
1:M:875:VAL:HG11	1:M:915:CYS:SG	2.06	0.95
1:C:477:GLN:HE21	1:C:477:GLN:HA	1.31	0.95
1:E:999:ARG:HD3	1:E:1030:TRP:NE1	1.82	0.95
1:G:359:TYR:HD1	1:G:360:ASP:N	1.63	0.95
1:I:561:PRO:HB3	1:I:1214:TYR:CD2	2.01	0.95
1:K:359:TYR:HD1	1:K:360:ASP:N	1.63	0.95
1:M:1213:PHE:O	1:M:1214:TYR:HB2	1.64	0.95
1:M:928:VAL:HG12	1:M:937:VAL:HA	1.48	0.95
1:C:999:ARG:HD3	1:C:1030:TRP:NE1	1.82	0.95
1:G:171:HIS:HD2	1:G:175:GLU:HB2	1.25	0.95
1:K:561:PRO:HB3	1:K:1214:TYR:CD2	2.01	0.95
1:K:999:ARG:HD3	1:K:1030:TRP:NE1	1.82	0.95
1:M:359:TYR:HD1	1:M:360:ASP:N	1.63	0.95
1:C:137:GLN:CG	1:C:173:LEU:HD22	1.96	0.94
1:C:876:ALA:HB3	1:C:914:VAL:O	1.66	0.94
1:K:137:GLN:CG	1:K:173:LEU:HD22	1.96	0.94
1:E:137:GLN:CG	1:E:173:LEU:HD22	1.96	0.94
1:I:171:HIS:HD2	1:I:175:GLU:HB2	1.25	0.94
1:K:1220:LEU:N	1:K:1220:LEU:HD12	1.81	0.94

Continued on next page...

Continued from previous page...

Atom-1	Atom-2	Interatomic distance (Å)	Clash overlap (Å)
1:M:558:GLN:HB3	1:M:559:PRO:HD3	1.48	0.94
2:B:14:CYS:SG	5:B:201:HEM:CBB	2.56	0.94
1:C:171:HIS:HD2	1:C:175:GLU:HB2	1.25	0.94
1:C:875:VAL:HG11	1:C:915:CYS:SG	2.06	0.94
1:E:146:GLU:HG3	1:G:111:ARG:NH1	1.81	0.94
1:M:876:ALA:HB3	1:M:914:VAL:O	1.66	0.94
1:A:394:LYS:HB3	1:A:434:ARG:CB	1.98	0.94
1:C:525:GLU:O	1:C:528:GLU:HG3	1.67	0.94
2:D:14:CYS:SG	5:D:201:HEM:CBB	2.56	0.94
1:G:477:GLN:HA	1:G:477:GLN:HE21	1.31	0.94
1:I:999:ARG:HD3	1:I:1030:TRP:NE1	1.82	0.94
1:A:875:VAL:HG11	1:A:915:CYS:SG	2.06	0.94
1:C:230:LEU:CD2	1:C:234:LYS:HG3	1.98	0.94
1:E:876:ALA:HB3	1:E:914:VAL:O	1.66	0.94
1:E:928:VAL:HG12	1:E:937:VAL:HA	1.48	0.94
1:G:862:TYR:HB2	1:G:884:TRP:HA	1.46	0.94
1:K:639:LEU:H	1:K:653:ILE:CG2	1.81	0.94
1:K:902:ASP:CG	2:L:72:LYS:HZ2	1.71	0.94
1:M:394:LYS:HB3	1:M:434:ARG:CB	1.98	0.94
1:M:639:LEU:H	1:M:653:ILE:CG2	1.81	0.94
1:A:1213:PHE:O	1:A:1214:TYR:HB2	1.64	0.94
1:A:525:GLU:O	1:A:528:GLU:HG3	1.67	0.94
1:A:558:GLN:HB3	1:A:559:PRO:HD3	1.48	0.94
1:E:364:LEU:HD11	1:E:368:MET:HE1	1.49	0.94
1:G:137:GLN:CG	1:G:173:LEU:HD22	1.96	0.94
2:H:14:CYS:SG	5:H:201:HEM:CBB	2.56	0.94
1:K:477:GLN:HA	1:K:477:GLN:HE21	1.31	0.94
1:A:111:ARG:HH12	1:M:146:GLU:HG3	1.32	0.94
1:A:999:ARG:HD3	1:A:1030:TRP:NE1	1.82	0.94
1:C:359:TYR:HD1	1:C:360:ASP:N	1.64	0.94
1:G:1194:SER:CB	1:G:1202:TRP:HZ3	1.79	0.94
1:I:137:GLN:CG	1:I:173:LEU:HD22	1.96	0.94
1:A:230:LEU:CD2	1:A:234:LYS:HG3	1.98	0.94
1:C:1220:LEU:N	1:C:1220:LEU:HD12	1.81	0.94
1:C:639:LEU:H	1:C:653:ILE:CG2	1.81	0.94
1:I:657:GLU:HG2	1:I:680:LYS:NZ	1.83	0.94
2:J:14:CYS:SG	5:J:201:HEM:CBB	2.56	0.94
1:M:999:ARG:HD3	1:M:1030:TRP:NE1	1.82	0.94
1:A:876:ALA:HB3	1:A:914:VAL:O	1.66	0.94
1:C:1213:PHE:O	1:C:1214:TYR:HB2	1.64	0.94
1:E:525:GLU:O	1:E:528:GLU:HG3	1.67	0.94

Continued on next page...

Continued from previous page...

Atom-1	Atom-2	Interatomic distance (Å)	Clash overlap (Å)
1:E:639:LEU:H	1:E:653:ILE:CG2	1.81	0.94
1:I:558:GLN:HB3	1:I:559:PRO:HD3	1.48	0.94
1:I:639:LEU:H	1:I:653:ILE:CG2	1.81	0.94
1:C:359:TYR:CD1	1:C:360:ASP:N	2.36	0.94
1:E:230:LEU:CD2	1:E:234:LYS:HG3	1.98	0.94
1:E:902:ASP:CG	2:F:72:LYS:HZ2	1.70	0.94
1:G:230:LEU:CD2	1:G:234:LYS:HG3	1.97	0.94
1:I:146:GLU:HG3	1:K:111:ARG:NH1	1.81	0.94
1:A:902:ASP:CG	2:B:72:LYS:HZ2	1.71	0.93
1:C:394:LYS:HB3	1:C:434:ARG:CB	1.98	0.93
1:C:928:VAL:HG12	1:C:937:VAL:HA	1.48	0.93
1:I:477:GLN:HA	1:I:477:GLN:HE21	1.31	0.93
1:K:394:LYS:HB3	1:K:434:ARG:CB	1.98	0.93
1:M:359:TYR:CD1	1:M:360:ASP:N	2.36	0.93
1:M:525:GLU:O	1:M:528:GLU:HG3	1.67	0.93
2:N:14:CYS:SG	5:N:201:HEM:CBB	2.56	0.93
1:A:359:TYR:CD1	1:A:360:ASP:N	2.36	0.93
1:E:1220:LEU:HD12	1:E:1220:LEU:N	1.81	0.93
1:I:525:GLU:O	1:I:528:GLU:HG3	1.67	0.93
1:K:553:HIS:HB2	1:K:610:VAL:HG11	1.51	0.93
1:K:657:GLU:HG2	1:K:680:LYS:NZ	1.83	0.93
1:A:553:HIS:HB2	1:A:610:VAL:HG11	1.50	0.93
1:G:639:LEU:H	1:G:653:ILE:CG2	1.81	0.93
1:I:553:HIS:HB2	1:I:610:VAL:HG11	1.50	0.93
1:K:359:TYR:CD1	1:K:360:ASP:N	2.36	0.93
2:F:14:CYS:SG	5:F:201:HEM:CBB	2.56	0.93
1:G:657:GLU:HG2	1:G:680:LYS:NZ	1.83	0.93
1:K:230:LEU:CD2	1:K:234:LYS:HG3	1.97	0.93
2:L:14:CYS:SG	5:L:201:HEM:CBB	2.56	0.93
1:M:171:HIS:HD2	1:M:175:GLU:HB2	1.25	0.93
1:I:230:LEU:CD2	1:I:234:LYS:HG3	1.97	0.93
1:K:1213:PHE:O	1:K:1214:TYR:HB2	1.64	0.93
1:K:678:ASP:OD2	1:K:680:LYS:HE3	1.69	0.93
1:M:657:GLU:HG2	1:M:680:LYS:NZ	1.83	0.93
1:G:558:GLN:HB3	1:G:559:PRO:HD3	1.48	0.93
1:A:171:HIS:HD2	1:A:175:GLU:HB2	1.25	0.93
1:E:359:TYR:CD1	1:E:360:ASP:N	2.36	0.93
1:E:394:LYS:HB3	1:E:434:ARG:CB	1.98	0.93
1:G:394:LYS:HB3	1:G:434:ARG:CB	1.98	0.93
1:I:902:ASP:CG	2:J:72:LYS:HZ2	1.71	0.93
1:M:553:HIS:HB2	1:M:610:VAL:HG11	1.50	0.93

Continued on next page...

Continued from previous page...

Atom-1	Atom-2	Interatomic distance (Å)	Clash overlap (Å)
1:E:657:GLU:HG2	1:E:680:LYS:NZ	1.83	0.93
1:A:1220:LEU:N	1:A:1220:LEU:HD12	1.81	0.93
1:A:639:LEU:H	1:A:653:ILE:CG2	1.81	0.93
1:C:553:HIS:HB2	1:C:610:VAL:HG11	1.50	0.93
1:G:525:GLU:O	1:G:528:GLU:HG3	1.67	0.93
1:I:453:LEU:HA	1:I:456:LEU:CD1	1.99	0.93
1:A:657:GLU:HG2	1:A:680:LYS:NZ	1.83	0.92
1:G:146:GLU:HG3	1:I:111:ARG:HH12	1.32	0.92
1:G:999:ARG:HD3	1:G:1030:TRP:NE1	1.82	0.92
1:A:1194:SER:CB	1:A:1202:TRP:HZ3	1.79	0.92
1:G:453:LEU:HA	1:G:456:LEU:CD1	1.99	0.92
1:G:678:ASP:OD2	1:G:680:LYS:HE3	1.69	0.92
1:I:394:LYS:HB3	1:I:434:ARG:CB	1.98	0.92
1:I:614:HIS:HE1	1:I:640:GLN:CG	1.83	0.92
1:K:453:LEU:HA	1:K:456:LEU:CD1	1.99	0.92
1:K:473:LEU:CD2	1:K:484:TYR:HE1	1.83	0.92
1:M:230:LEU:CD2	1:M:234:LYS:HG3	1.97	0.92
2:N:18:HIS:HE1	2:N:30:PRO:HD2	1.34	0.92
1:A:158:CYS:HG	1:A:284:SER:HB2	0.90	0.92
2:B:18:HIS:HE1	2:B:30:PRO:HD2	1.34	0.92
1:K:558:GLN:HB3	1:K:559:PRO:HD3	1.48	0.92
1:M:453:LEU:HA	1:M:456:LEU:CD1	1.99	0.92
1:M:678:ASP:OD2	1:M:680:LYS:HE3	1.68	0.92
1:A:595:LEU:CD1	1:A:1201:TRP:HZ2	1.78	0.92
1:K:171:HIS:HD2	1:K:175:GLU:HB2	1.25	0.92
1:C:520:ALA:CB	1:C:648:GLU:HA	1.99	0.92
1:C:657:GLU:HG2	1:C:680:LYS:NZ	1.83	0.92
2:J:18:HIS:HE1	2:J:30:PRO:HD2	1.34	0.92
1:C:431:LYS:HZ3	1:E:336:ASN:HB3	1.29	0.92
1:C:450:CYS:HA	1:C:453:LEU:HD23	1.52	0.92
1:G:1228:ASP:HB3	1:G:1230:LYS:HG2	1.52	0.92
1:G:553:HIS:HB2	1:G:610:VAL:HG11	1.50	0.92
1:A:111:ARG:NH1	1:M:146:GLU:CG	2.33	0.92
1:A:450:CYS:HA	1:A:453:LEU:HD23	1.52	0.92
1:E:520:ALA:CB	1:E:648:GLU:HA	1.99	0.92
1:M:477:GLN:HE21	1:M:477:GLN:HA	1.31	0.92
1:C:146:GLU:HG3	1:E:111:ARG:HH12	1.32	0.91
1:C:928:VAL:HG11	1:C:937:VAL:HG12	1.52	0.91
1:E:453:LEU:HA	1:E:456:LEU:CD1	2.00	0.91
1:E:558:GLN:HB3	1:E:559:PRO:HD3	1.48	0.91
1:E:595:LEU:HD11	1:E:1201:TRP:CH2	2.06	0.91

Continued on next page...

Continued from previous page...

Atom-1	Atom-2	Interatomic distance (Å)	Clash overlap (Å)
1:E:928:VAL:HG11	1:E:937:VAL:HG12	1.52	0.91
1:K:525:GLU:O	1:K:528:GLU:HG3	1.67	0.91
1:K:928:VAL:HG12	1:K:937:VAL:HA	1.48	0.91
1:K:928:VAL:HG11	1:K:937:VAL:HG12	1.52	0.91
1:A:146:GLU:CG	1:C:111:ARG:NH1	2.33	0.91
1:G:146:GLU:CG	1:I:111:ARG:NH1	2.33	0.91
1:K:1228:ASP:HB3	1:K:1230:LYS:HG2	1.52	0.91
1:K:597:TRP:HD1	1:K:1243:ILE:O	1.53	0.91
1:K:520:ALA:CB	1:K:648:GLU:HA	1.99	0.91
1:M:450:CYS:HA	1:M:453:LEU:HD23	1.52	0.91
1:M:928:VAL:HG11	1:M:937:VAL:HG12	1.52	0.91
1:C:1149:GLY:CA	1:C:1180:VAL:HG22	1.96	0.91
1:E:553:HIS:HB2	1:E:610:VAL:HG11	1.50	0.91
1:E:678:ASP:OD2	1:E:680:LYS:HE3	1.68	0.91
1:E:146:GLU:CG	1:G:111:ARG:NH1	2.33	0.91
1:G:595:LEU:HD11	1:G:1201:TRP:CH2	2.06	0.91
2:H:18:HIS:HE1	2:H:30:PRO:HD2	1.34	0.91
1:I:1194:SER:CB	1:I:1202:TRP:HZ3	1.79	0.91
1:I:1185:PHE:O	1:I:1229:PHE:CZ	2.24	0.91
1:C:558:GLN:HB3	1:C:559:PRO:HD3	1.48	0.91
1:C:595:LEU:HD11	1:C:1201:TRP:CH2	2.06	0.91
1:G:1187:PRO:HG3	1:G:1229:PHE:CG	2.06	0.91
1:I:678:ASP:OD2	1:I:680:LYS:HE3	1.69	0.91
1:K:1194:SER:CB	1:K:1202:TRP:HZ3	1.79	0.91
1:K:146:GLU:CG	1:M:111:ARG:NH1	2.33	0.91
1:M:597:TRP:HD1	1:M:1243:ILE:O	1.53	0.91
1:A:1185:PHE:O	1:A:1229:PHE:CZ	2.24	0.91
1:A:678:ASP:OD2	1:A:680:LYS:HE3	1.68	0.91
2:L:18:HIS:HE1	2:L:30:PRO:HD2	1.34	0.91
1:M:1185:PHE:O	1:M:1229:PHE:CZ	2.24	0.91
1:A:453:LEU:HA	1:A:456:LEU:CD1	2.00	0.91
1:E:1228:ASP:HB3	1:E:1230:LYS:HG2	1.52	0.91
1:G:1185:PHE:O	1:G:1229:PHE:CZ	2.24	0.91
1:G:359:TYR:CD1	1:G:360:ASP:N	2.36	0.91
1:G:359:TYR:HD1	1:G:360:ASP:H	0.91	0.91
1:G:431:LYS:HZ3	1:I:336:ASN:HB3	1.29	0.91
1:I:1228:ASP:HB3	1:I:1230:LYS:HG2	1.52	0.91
1:I:520:ALA:CB	1:I:648:GLU:HA	1.99	0.91
1:I:928:VAL:HG11	1:I:937:VAL:HG12	1.52	0.91
1:M:520:ALA:CB	1:M:648:GLU:HA	1.99	0.91
1:A:597:TRP:HD1	1:A:1243:ILE:O	1.53	0.91

Continued on next page...

Continued from previous page...

Atom-1	Atom-2	Interatomic distance (Å)	Clash overlap (Å)
1:G:928:VAL:HG11	1:G:937:VAL:HG12	1.52	0.91
1:I:597:TRP:HD1	1:I:1243:ILE:O	1.53	0.91
1:A:1149:GLY:CA	1:A:1180:VAL:HG22	1.96	0.91
1:A:520:ALA:CB	1:A:648:GLU:HA	2.00	0.91
1:I:127:VAL:H	3:I:1301:DTP:HN61	1.17	0.91
1:I:473:LEU:CD2	1:I:484:TYR:HE1	1.83	0.91
1:K:450:CYS:HA	1:K:453:LEU:HD23	1.52	0.91
1:M:473:LEU:CD1	1:M:480:CYS:HB2	2.00	0.91
1:C:453:LEU:HA	1:C:456:LEU:CD1	2.00	0.91
1:C:146:GLU:CG	1:E:111:ARG:NH1	2.33	0.91
1:G:158:CYS:HG	1:G:284:SER:HB2	1.24	0.91
1:C:1201:TRP:CE3	1:C:1210:SER:HB3	2.06	0.91
1:E:450:CYS:HA	1:E:453:LEU:HD23	1.52	0.91
1:I:359:TYR:CD1	1:I:360:ASP:N	2.36	0.91
1:I:595:LEU:HD11	1:I:1201:TRP:CH2	2.05	0.91
1:K:473:LEU:CD1	1:K:480:CYS:HB2	2.00	0.91
1:A:928:VAL:HG11	1:A:937:VAL:HG12	1.52	0.90
1:C:1185:PHE:O	1:C:1229:PHE:CZ	2.24	0.90
1:C:678:ASP:OD2	1:C:680:LYS:HE3	1.68	0.90
1:E:1187:PRO:HG3	1:E:1229:PHE:CG	2.06	0.90
1:K:1185:PHE:O	1:K:1229:PHE:CZ	2.24	0.90
1:M:1228:ASP:HB3	1:M:1230:LYS:HG2	1.52	0.90
1:A:595:LEU:HD13	1:A:1244:LEU:CD2	2.01	0.90
1:A:595:LEU:HD11	1:A:1201:TRP:CH2	2.06	0.90
1:E:1201:TRP:CE3	1:E:1210:SER:HB3	2.06	0.90
1:G:520:ALA:CB	1:G:648:GLU:HA	1.99	0.90
1:I:473:LEU:CD1	1:I:480:CYS:HB2	2.00	0.90
1:K:146:GLU:HG3	1:M:111:ARG:HH12	1.32	0.90
1:I:431:LYS:HZ3	1:K:336:ASN:HB3	1.28	0.90
1:K:431:LYS:HZ3	1:M:336:ASN:HB3	1.29	0.90
1:E:1185:PHE:O	1:E:1229:PHE:CZ	2.24	0.90
1:I:450:CYS:HA	1:I:453:LEU:HD23	1.52	0.90
1:I:146:GLU:CG	1:K:111:ARG:NH1	2.33	0.90
1:K:127:VAL:H	3:K:1301:DTP:HN61	1.17	0.90
1:A:473:LEU:CD1	1:A:480:CYS:HB2	2.00	0.90
1:G:473:LEU:CD1	1:G:480:CYS:HB2	2.00	0.90
1:G:595:LEU:HD13	1:G:1244:LEU:CD2	2.01	0.90
1:M:1194:SER:CB	1:M:1202:TRP:HZ3	1.79	0.90
1:M:595:LEU:HD13	1:M:1244:LEU:CD2	2.01	0.90
1:C:1187:PRO:HG3	1:C:1229:PHE:CG	2.06	0.90
1:C:860:SER:O	1:C:861:GLN:HG3	1.72	0.90

Continued on next page...

Continued from previous page...

Atom-1	Atom-2	Interatomic distance (Å)	Clash overlap (Å)
1:G:450:CYS:HA	1:G:453:LEU:HD23	1.52	0.90
1:I:543:ASN:OD1	1:I:574:SER:HB2	1.71	0.90
1:K:359:TYR:HD1	1:K:360:ASP:H	0.91	0.90
1:G:597:TRP:HD1	1:G:1243:ILE:O	1.53	0.90
1:I:595:LEU:HD13	1:I:1244:LEU:CD2	2.01	0.90
1:I:1247:LEU:HD12	1:I:1248:GLU:H	1.37	0.90
1:I:860:SER:O	1:I:861:GLN:HG3	1.72	0.90
1:K:595:LEU:HD13	1:K:1244:LEU:CD2	2.01	0.90
1:M:1201:TRP:CE3	1:M:1210:SER:HB3	2.07	0.90
1:A:127:VAL:CG2	1:A:294:ILE:HG13	2.02	0.90
1:E:1149:GLY:CA	1:E:1180:VAL:HG22	1.96	0.90
1:E:595:LEU:HD13	1:E:1244:LEU:CD2	2.01	0.90
1:I:158:CYS:HG	1:I:284:SER:HB2	1.00	0.90
1:K:1187:PRO:HG3	1:K:1229:PHE:CG	2.06	0.90
1:K:127:VAL:CG2	1:K:294:ILE:HG13	2.02	0.90
1:A:1187:PRO:HG3	1:A:1229:PHE:CG	2.06	0.90
1:C:158:CYS:HG	1:C:284:SER:HB2	1.10	0.90
1:C:597:TRP:HD1	1:C:1243:ILE:O	1.53	0.90
1:G:543:ASN:OD1	1:G:574:SER:HB2	1.71	0.90
1:K:928:VAL:HG22	1:K:1224:HIS:ND1	1.87	0.90
1:A:1201:TRP:CE3	1:A:1210:SER:HB3	2.06	0.90
1:C:127:VAL:H	3:C:1301:DTP:HN61	1.17	0.90
1:C:595:LEU:HD13	1:C:1244:LEU:CD2	2.01	0.90
1:M:860:SER:O	1:M:861:GLN:HG3	1.72	0.90
1:A:543:ASN:OD1	1:A:574:SER:HB2	1.71	0.90
1:C:473:LEU:CD1	1:C:480:CYS:HB2	2.00	0.90
1:E:597:TRP:HD1	1:E:1243:ILE:O	1.53	0.90
2:F:18:HIS:HE1	2:F:30:PRO:HD2	1.34	0.90
1:K:1247:LEU:HD12	1:K:1248:GLU:H	1.37	0.90
1:K:543:ASN:OD1	1:K:574:SER:HB2	1.71	0.90
1:K:860:SER:O	1:K:861:GLN:HG3	1.72	0.90
1:A:520:ALA:HB1	1:A:648:GLU:CA	2.03	0.89
1:A:860:SER:O	1:A:861:GLN:HG3	1.72	0.89
1:G:1247:LEU:HD12	1:G:1248:GLU:H	1.37	0.89
1:G:457:HIS:CD2	1:G:493:SER:HB3	2.07	0.89
1:I:127:VAL:CG2	1:I:294:ILE:HG13	2.02	0.89
1:K:453:LEU:CA	1:K:456:LEU:HD12	2.02	0.89
1:K:595:LEU:HD11	1:K:1201:TRP:CH2	2.05	0.89
1:M:1247:LEU:HD12	1:M:1248:GLU:H	1.37	0.89
1:M:473:LEU:CD2	1:M:484:TYR:HE1	1.83	0.89
1:C:333:ASP:HB2	1:C:334:PHE:CE1	2.07	0.89

Continued on next page...

Continued from previous page...

Atom-1	Atom-2	Interatomic distance (Å)	Clash overlap (Å)
1:I:1201:TRP:CE3	1:I:1210:SER:HB3	2.06	0.89
1:I:453:LEU:CA	1:I:456:LEU:HD12	2.02	0.89
1:M:127:VAL:CG2	1:M:294:ILE:HG13	2.02	0.89
1:A:127:VAL:H	3:A:1301:DTP:HN61	1.17	0.89
1:G:127:VAL:H	3:G:1301:DTP:HN61	1.17	0.89
1:I:457:HIS:CD2	1:I:493:SER:HB3	2.07	0.89
1:M:520:ALA:HB1	1:M:648:GLU:CA	2.03	0.89
1:A:500:LEU:HD22	1:A:532:ILE:HG12	1.55	0.89
1:C:1228:ASP:HB3	1:C:1230:LYS:HG2	1.52	0.89
1:E:473:LEU:CD1	1:E:480:CYS:HB2	2.00	0.89
1:G:1201:TRP:CE3	1:G:1210:SER:HB3	2.06	0.89
1:M:928:VAL:HG22	1:M:1224:HIS:ND1	1.87	0.89
1:A:1228:ASP:HB3	1:A:1230:LYS:HG2	1.52	0.89
1:E:1247:LEU:HD12	1:E:1248:GLU:H	1.37	0.89
1:E:333:ASP:HB2	1:E:334:PHE:CE1	2.07	0.89
1:G:860:SER:O	1:G:861:GLN:HG3	1.72	0.89
1:I:1187:PRO:HG3	1:I:1229:PHE:CG	2.06	0.89
1:I:333:ASP:HB2	1:I:334:PHE:CE1	2.07	0.89
1:I:500:LEU:HD22	1:I:532:ILE:HG12	1.55	0.89
1:M:595:LEU:HD11	1:M:1201:TRP:CH2	2.05	0.89
2:D:18:HIS:HE1	2:D:30:PRO:HD2	1.34	0.89
1:G:928:VAL:HG22	1:G:1224:HIS:ND1	1.87	0.89
1:I:316:GLU:O	1:I:318:LYS:HG2	1.73	0.89
1:I:924:GLN:HB3	1:I:1238:LEU:HG	1.54	0.89
1:M:453:LEU:CA	1:M:456:LEU:HD12	2.02	0.89
1:M:457:HIS:CD2	1:M:493:SER:HB3	2.07	0.89
1:A:333:ASP:HB2	1:A:334:PHE:CE1	2.07	0.89
1:C:928:VAL:HG22	1:C:1224:HIS:ND1	1.87	0.89
1:G:520:ALA:HB1	1:G:648:GLU:CA	2.02	0.89
1:G:902:ASP:CG	2:H:72:LYS:HZ2	1.76	0.89
1:K:520:ALA:HB1	1:K:648:GLU:CA	2.03	0.89
1:M:543:ASN:OD1	1:M:574:SER:HB2	1.71	0.89
1:A:457:HIS:CD2	1:A:493:SER:HB3	2.07	0.89
1:C:127:VAL:CG2	1:C:294:ILE:HG13	2.02	0.89
1:E:595:LEU:CD1	1:E:1201:TRP:HZ2	1.78	0.89
1:E:520:ALA:HB1	1:E:648:GLU:CA	2.02	0.89
1:I:595:LEU:CD1	1:I:1201:TRP:HZ2	1.78	0.89
1:I:359:TYR:HD1	1:I:360:ASP:H	0.91	0.89
1:K:500:LEU:HD22	1:K:532:ILE:HG12	1.55	0.89
1:A:614:HIS:HE1	1:A:640:GLN:CG	1.83	0.89
1:C:500:LEU:HD22	1:C:532:ILE:HG12	1.55	0.89

Continued on next page...

Continued from previous page...

Atom-1	Atom-2	Interatomic distance (Å)	Clash overlap (Å)
1:C:543:ASN:OD1	1:C:574:SER:HB2	1.71	0.89
1:E:1185:PHE:HD1	1:E:1192:LEU:HG	1.36	0.89
1:E:595:LEU:HB3	1:E:1244:LEU:HB2	1.55	0.89
1:E:158:CYS:HG	1:E:284:SER:HB2	0.89	0.89
1:E:316:GLU:O	1:E:318:LYS:HG2	1.73	0.89
1:E:473:LEU:CD2	1:E:484:TYR:HE1	1.83	0.89
1:E:860:SER:O	1:E:861:GLN:HG3	1.72	0.89
1:E:881:HIS:HD1	1:E:901:SER:HB3	1.34	0.89
1:G:558:GLN:O	1:G:560:PHE:N	2.06	0.89
1:I:1201:TRP:HE3	1:I:1210:SER:HB3	1.38	0.89
1:M:316:GLU:O	1:M:318:LYS:HG2	1.73	0.89
1:C:595:LEU:HB3	1:C:1244:LEU:HB2	1.55	0.89
1:E:543:ASN:OD1	1:E:574:SER:HB2	1.71	0.89
1:G:1201:TRP:HE3	1:G:1210:SER:HB3	1.38	0.89
1:I:928:VAL:HG22	1:I:1224:HIS:ND1	1.87	0.89
1:M:500:LEU:HD22	1:M:532:ILE:HG12	1.55	0.89
1:A:928:VAL:HG22	1:A:1224:HIS:ND1	1.87	0.88
1:A:1247:LEU:HD12	1:A:1248:GLU:H	1.37	0.88
1:C:359:TYR:HD1	1:C:360:ASP:H	0.92	0.88
1:K:1201:TRP:HE3	1:K:1210:SER:HB3	1.38	0.88
1:K:316:GLU:O	1:K:318:LYS:HG2	1.73	0.88
1:M:1187:PRO:HG3	1:M:1229:PHE:CG	2.06	0.88
1:A:316:GLU:O	1:A:318:LYS:HG2	1.73	0.88
1:C:316:GLU:O	1:C:318:LYS:HG2	1.73	0.88
1:E:639:LEU:O	1:E:653:ILE:HG22	1.73	0.88
1:K:1201:TRP:CE3	1:K:1210:SER:HB3	2.06	0.88
1:K:333:ASP:HB2	1:K:334:PHE:CE1	2.07	0.88
1:K:558:GLN:O	1:K:560:PHE:N	2.06	0.88
1:A:558:GLN:O	1:A:560:PHE:N	2.06	0.88
1:G:924:GLN:HB3	1:G:1238:LEU:HG	1.54	0.88
1:G:500:LEU:HD22	1:G:532:ILE:HG12	1.55	0.88
2:D:103:ASN:O	2:D:104:GLU:O	1.92	0.88
1:G:333:ASP:HB2	1:G:334:PHE:CE1	2.07	0.88
1:I:520:ALA:HB1	1:I:648:GLU:CA	2.03	0.88
1:K:924:GLN:HB3	1:K:1238:LEU:HG	1.54	0.88
1:K:862:TYR:CE2	1:K:881:HIS:N	2.42	0.88
1:G:127:VAL:CG2	1:G:294:ILE:HG13	2.02	0.88
2:J:103:ASN:O	2:J:104:GLU:O	1.92	0.88
1:K:595:LEU:HD11	1:K:1201:TRP:HZ2	0.89	0.88
1:M:881:HIS:HD1	1:M:901:SER:HB3	1.34	0.88
1:A:336:ASN:HB3	1:M:431:LYS:HZ3	1.31	0.88

Continued on next page...

Continued from previous page...

Atom-1	Atom-2	Interatomic distance (Å)	Clash overlap (Å)
1:A:284:SER:O	1:A:438:HIS:CE1	2.27	0.88
1:C:1247:LEU:HD12	1:C:1248:GLU:H	1.37	0.88
1:C:614:HIS:HE1	1:C:640:GLN:CG	1.83	0.88
1:A:1240:ILE:HG23	1:A:1241:LEU:N	1.89	0.88
1:A:453:LEU:CA	1:A:456:LEU:HD12	2.03	0.88
1:C:520:ALA:HB1	1:C:648:GLU:CA	2.03	0.88
1:E:928:VAL:HG22	1:E:1224:HIS:ND1	1.87	0.88
1:E:457:HIS:CD2	1:E:493:SER:HB3	2.07	0.88
2:H:103:ASN:O	2:H:104:GLU:O	1.92	0.88
1:M:333:ASP:HB2	1:M:334:PHE:CE1	2.07	0.88
1:A:922:LEU:CD1	1:A:1241:LEU:HD23	2.04	0.88
1:A:595:LEU:HB3	1:A:1244:LEU:HB2	1.55	0.88
1:C:1201:TRP:HE3	1:C:1210:SER:HB3	1.38	0.88
1:E:1201:TRP:HE3	1:E:1210:SER:HB3	1.38	0.88
1:M:127:VAL:H	3:M:1301:DTP:HN61	1.17	0.88
1:M:359:TYR:HD1	1:M:360:ASP:H	0.91	0.88
1:M:639:LEU:O	1:M:653:ILE:HG22	1.73	0.88
1:A:1187:PRO:HG3	1:A:1229:PHE:CD2	2.09	0.88
1:A:924:GLN:HB3	1:A:1238:LEU:HG	1.54	0.88
1:E:127:VAL:CG2	1:E:294:ILE:HG13	2.02	0.88
2:F:103:ASN:O	2:F:104:GLU:O	1.92	0.88
1:G:595:LEU:HB3	1:G:1244:LEU:HB2	1.55	0.88
1:I:922:LEU:CD1	1:I:1241:LEU:HD23	2.04	0.88
1:K:1185:PHE:HD1	1:K:1192:LEU:HG	1.36	0.88
1:M:1201:TRP:HE3	1:M:1210:SER:HB3	1.38	0.88
1:M:284:SER:O	1:M:438:HIS:CE1	2.27	0.88
1:M:862:TYR:CE2	1:M:881:HIS:N	2.42	0.88
1:A:639:LEU:O	1:A:653:ILE:HG22	1.73	0.88
1:C:284:SER:O	1:C:438:HIS:CE1	2.27	0.88
1:C:558:GLN:O	1:C:560:PHE:N	2.06	0.88
1:E:922:LEU:CD1	1:E:1241:LEU:HD23	2.04	0.88
1:E:127:VAL:H	3:E:1301:DTP:HN61	1.17	0.88
1:E:500:LEU:HD22	1:E:532:ILE:HG12	1.55	0.88
1:K:457:HIS:CD2	1:K:493:SER:HB3	2.07	0.88
1:K:639:LEU:O	1:K:653:ILE:HG22	1.73	0.88
1:M:1240:ILE:HG23	1:M:1241:LEU:N	1.89	0.88
1:M:558:GLN:O	1:M:560:PHE:N	2.06	0.88
1:C:1185:PHE:HD1	1:C:1192:LEU:HG	1.36	0.87
1:C:457:HIS:CD2	1:C:493:SER:HB3	2.07	0.87
1:G:1187:PRO:HG3	1:G:1229:PHE:CD2	2.09	0.87
1:K:716:LEU:HB3	1:K:728:TRP:HB2	1.56	0.87

Continued on next page...

Continued from previous page...

Atom-1	Atom-2	Interatomic distance (Å)	Clash overlap (Å)
1:M:1187:PRO:HG3	1:M:1229:PHE:CD2	2.09	0.87
1:M:922:LEU:CD1	1:M:1241:LEU:HD23	2.04	0.87
1:A:431:LYS:HZ3	1:C:336:ASN:HB3	1.31	0.87
1:G:316:GLU:O	1:G:318:LYS:HG2	1.73	0.87
1:M:1185:PHE:HD1	1:M:1192:LEU:HG	1.36	0.87
1:M:716:LEU:HB3	1:M:728:TRP:HB2	1.56	0.87
2:B:103:ASN:O	2:B:104:GLU:O	1.92	0.87
1:C:473:LEU:CD2	1:C:484:TYR:HE1	1.83	0.87
1:G:862:TYR:CE2	1:G:881:HIS:N	2.42	0.87
1:G:394:LYS:CB	1:G:434:ARG:HB2	2.04	0.87
1:G:639:LEU:O	1:G:653:ILE:HG22	1.74	0.87
1:G:922:LEU:CD1	1:G:1241:LEU:HD23	2.04	0.87
1:K:595:LEU:HD22	1:K:1244:LEU:HD13	0.89	0.87
1:K:559:PRO:O	1:K:561:PRO:N	2.08	0.87
2:N:103:ASN:O	2:N:104:GLU:O	1.92	0.87
1:C:924:GLN:HB3	1:C:1238:LEU:HG	1.54	0.87
1:E:1164:LEU:HD12	1:E:1164:LEU:H	1.40	0.87
1:E:359:TYR:HD1	1:E:360:ASP:H	0.91	0.87
1:E:394:LYS:CB	1:E:434:ARG:HB2	2.04	0.87
1:E:453:LEU:CA	1:E:456:LEU:HD12	2.02	0.87
1:I:1187:PRO:HG3	1:I:1229:PHE:CD2	2.09	0.87
1:K:284:SER:O	1:K:438:HIS:CE1	2.27	0.87
2:L:103:ASN:O	2:L:104:GLU:O	1.92	0.87
1:M:595:LEU:HD11	1:M:1201:TRP:HZ2	0.89	0.87
1:A:1201:TRP:HE3	1:A:1210:SER:HB3	1.38	0.87
1:C:179:PRO:HD2	1:C:237:ARG:NH1	1.88	0.87
1:C:922:LEU:CD1	1:C:1241:LEU:HD23	2.04	0.87
1:E:558:GLN:O	1:E:560:PHE:N	2.06	0.87
1:E:924:GLN:HB3	1:E:1238:LEU:HG	1.54	0.87
1:G:453:LEU:CA	1:G:456:LEU:HD12	2.02	0.87
1:I:595:LEU:HD11	1:I:1201:TRP:HZ2	0.89	0.87
1:K:544:PHE:HE1	1:K:576:VAL:HG13	1.06	0.87
1:M:595:LEU:CD1	1:M:1201:TRP:HZ2	1.78	0.87
1:C:902:ASP:CG	2:D:72:LYS:HZ2	1.78	0.87
1:E:284:SER:O	1:E:438:HIS:CE1	2.27	0.87
1:G:544:PHE:HE1	1:G:576:VAL:HG13	1.06	0.87
1:I:639:LEU:O	1:I:653:ILE:HG22	1.74	0.87
1:K:1164:LEU:H	1:K:1164:LEU:HD12	1.40	0.87
1:M:579:GLN:NE2	1:M:579:GLN:O	2.08	0.87
1:A:922:LEU:HD12	1:A:1241:LEU:HD23	1.57	0.87
1:A:394:LYS:CB	1:A:434:ARG:HB2	2.04	0.87

Continued on next page...

Continued from previous page...

Atom-1	Atom-2	Interatomic distance (Å)	Clash overlap (Å)
1:A:559:PRO:O	1:A:561:PRO:N	2.08	0.87
1:A:716:LEU:HB3	1:A:728:TRP:HB2	1.56	0.87
1:A:431:LYS:NZ	1:C:336:ASN:CB	2.38	0.87
1:C:639:LEU:O	1:C:653:ILE:HG22	1.73	0.87
1:E:1187:PRO:HG3	1:E:1229:PHE:CD2	2.09	0.87
1:E:882:LEU:CB	1:E:1237:ASN:HD21	1.88	0.87
1:E:559:PRO:O	1:E:561:PRO:N	2.08	0.87
1:G:882:LEU:CB	1:G:1237:ASN:HD21	1.88	0.87
1:G:862:TYR:OH	1:G:881:HIS:HB2	1.75	0.87
1:I:862:TYR:OH	1:I:881:HIS:HB2	1.75	0.87
1:K:1187:PRO:HG3	1:K:1229:PHE:CD2	2.09	0.87
1:K:922:LEU:CD1	1:K:1241:LEU:HD23	2.04	0.87
1:M:595:LEU:HD22	1:M:1244:LEU:HD13	0.88	0.87
1:A:336:ASN:CB	1:M:431:LYS:NZ	2.38	0.86
1:A:579:GLN:NE2	1:A:579:GLN:O	2.08	0.86
1:C:559:PRO:O	1:C:561:PRO:N	2.08	0.86
1:E:922:LEU:HD12	1:E:1241:LEU:HD23	1.58	0.86
1:I:284:SER:O	1:I:438:HIS:CE1	2.27	0.86
1:I:558:GLN:O	1:I:560:PHE:N	2.06	0.86
1:I:716:LEU:HB3	1:I:728:TRP:HB2	1.56	0.86
1:I:862:TYR:CE2	1:I:881:HIS:N	2.42	0.86
1:M:924:GLN:HB3	1:M:1238:LEU:HG	1.54	0.86
1:A:294:ILE:HG21	1:A:324:VAL:CG1	2.06	0.86
1:A:862:TYR:CE2	1:A:881:HIS:N	2.42	0.86
1:C:1201:TRP:HB2	1:C:1210:SER:O	1.75	0.86
1:E:579:GLN:O	1:E:579:GLN:NE2	2.08	0.86
1:G:1240:ILE:HG23	1:G:1241:LEU:N	1.89	0.86
1:I:595:LEU:HD22	1:I:1244:LEU:HD13	0.89	0.86
1:M:595:LEU:HB3	1:M:1244:LEU:HB2	1.55	0.86
1:C:1164:LEU:HD12	1:C:1164:LEU:H	1.40	0.86
1:E:862:TYR:CE2	1:E:881:HIS:N	2.42	0.86
1:I:394:LYS:CB	1:I:434:ARG:HB2	2.04	0.86
1:M:394:LYS:CB	1:M:434:ARG:HB2	2.04	0.86
1:C:1187:PRO:HG3	1:C:1229:PHE:CD2	2.09	0.86
1:C:862:TYR:CE2	1:C:881:HIS:N	2.42	0.86
1:E:1201:TRP:HB2	1:E:1210:SER:O	1.75	0.86
1:G:284:SER:O	1:G:438:HIS:CE1	2.27	0.86
1:I:882:LEU:CB	1:I:1237:ASN:HD21	1.88	0.86
1:I:179:PRO:HD2	1:I:237:ARG:NH1	1.88	0.86
1:M:294:ILE:HG21	1:M:324:VAL:CG1	2.06	0.86
1:A:1201:TRP:HB2	1:A:1210:SER:O	1.75	0.86

Continued on next page...

Continued from previous page...

Atom-1	Atom-2	Interatomic distance (Å)	Clash overlap (Å)
1:C:882:LEU:CB	1:C:1237:ASN:HD21	1.88	0.86
1:C:1240:ILE:HG23	1:C:1241:LEU:N	1.89	0.86
1:C:394:LYS:CB	1:C:434:ARG:HB2	2.04	0.86
1:C:453:LEU:CA	1:C:456:LEU:HD12	2.03	0.86
1:K:1201:TRP:HB2	1:K:1210:SER:O	1.75	0.86
1:K:579:GLN:NE2	1:K:579:GLN:O	2.08	0.86
1:M:520:ALA:CB	1:M:648:GLU:CB	2.53	0.86
1:M:922:LEU:HD12	1:M:1241:LEU:HD23	1.58	0.86
1:A:597:TRP:HH2	1:A:603:ILE:CD1	1.89	0.86
1:C:294:ILE:HG21	1:C:324:VAL:CG1	2.06	0.86
1:C:500:LEU:HD23	1:C:533:LEU:HD13	1.57	0.86
1:G:922:LEU:HD12	1:G:1241:LEU:HD23	1.58	0.86
1:G:597:TRP:HH2	1:G:603:ILE:CD1	1.89	0.86
1:I:579:GLN:O	1:I:579:GLN:NE2	2.08	0.86
1:K:394:LYS:CB	1:K:434:ARG:HB2	2.04	0.86
1:M:1201:TRP:HB2	1:M:1210:SER:O	1.75	0.86
1:A:332:ARG:HH11	1:A:332:ARG:CB	1.88	0.86
1:A:595:LEU:HD22	1:A:1244:LEU:HD13	0.89	0.86
1:A:520:ALA:CB	1:A:648:GLU:CB	2.53	0.86
1:A:923:LYS:CB	1:A:940:VAL:CG2	2.54	0.86
1:G:332:ARG:CB	1:G:332:ARG:HH11	1.88	0.86
1:I:1164:LEU:HD12	1:I:1164:LEU:H	1.40	0.86
1:I:639:LEU:CD2	1:I:653:ILE:CD1	2.54	0.86
1:M:108:SER:O	1:M:111:ARG:HG3	1.76	0.86
1:M:639:LEU:CD2	1:M:653:ILE:CD1	2.54	0.86
1:C:579:GLN:NE2	1:C:579:GLN:O	2.08	0.86
1:G:559:PRO:O	1:G:561:PRO:N	2.08	0.86
1:G:579:GLN:O	1:G:579:GLN:NE2	2.08	0.86
1:I:333:ASP:HB2	1:I:334:PHE:CD1	2.11	0.86
1:I:505:PHE:HZ	1:I:540:VAL:HG11	1.40	0.86
1:I:544:PHE:HE1	1:I:576:VAL:HG13	1.06	0.86
1:K:1146:ASP:O	1:K:1180:VAL:CG2	2.24	0.86
1:K:882:LEU:CB	1:K:1237:ASN:HD21	1.88	0.86
1:K:597:TRP:HH2	1:K:603:ILE:CD1	1.89	0.86
1:M:559:PRO:O	1:M:561:PRO:N	2.08	0.86
1:A:882:LEU:CB	1:A:1237:ASN:HD21	1.88	0.86
1:C:595:LEU:HD22	1:C:1244:LEU:HD13	0.88	0.86
1:E:595:LEU:HD22	1:E:1244:LEU:HD13	0.88	0.86
1:M:1146:ASP:O	1:M:1180:VAL:CG2	2.24	0.86
1:A:359:TYR:HD1	1:A:360:ASP:H	0.91	0.86
1:A:500:LEU:HD23	1:A:533:LEU:HD13	1.57	0.86

Continued on next page...

Continued from previous page...

Atom-1	Atom-2	Interatomic distance (Å)	Clash overlap (Å)
1:C:108:SER:O	1:C:111:ARG:HG3	1.76	0.86
1:C:922:LEU:HD12	1:C:1241:LEU:HD23	1.58	0.86
1:C:520:ALA:CB	1:C:648:GLU:CB	2.53	0.86
1:C:505:PHE:HZ	1:C:540:VAL:HG11	1.40	0.86
1:G:1164:LEU:HD12	1:G:1164:LEU:H	1.40	0.86
1:G:179:PRO:HD2	1:G:237:ARG:NH1	1.88	0.86
1:I:108:SER:O	1:I:111:ARG:HG3	1.76	0.86
1:I:500:LEU:HD23	1:I:533:LEU:HD13	1.57	0.86
1:K:294:ILE:HG21	1:K:324:VAL:CG1	2.06	0.86
1:K:333:ASP:HB2	1:K:334:PHE:CD1	2.11	0.86
1:M:882:LEU:CB	1:M:1237:ASN:HD21	1.88	0.86
1:M:639:LEU:HG	1:M:653:ILE:HG21	1.58	0.86
1:A:1164:LEU:HD12	1:A:1164:LEU:H	1.40	0.85
1:A:639:LEU:HG	1:A:653:ILE:HG21	1.58	0.85
1:C:862:TYR:OH	1:C:881:HIS:HB2	1.75	0.85
1:G:1185:PHE:HD1	1:G:1192:LEU:HG	1.36	0.85
1:G:333:ASP:HB2	1:G:334:PHE:CD1	2.11	0.85
1:G:431:LYS:NZ	1:I:336:ASN:CB	2.38	0.85
1:I:1201:TRP:HB2	1:I:1210:SER:O	1.75	0.85
1:I:431:LYS:NZ	1:K:336:ASN:CB	2.38	0.85
1:K:862:TYR:OH	1:K:881:HIS:HB2	1.75	0.85
1:M:171:HIS:NE2	1:M:175:GLU:HG3	1.91	0.85
1:A:1149:GLY:CA	1:A:1180:VAL:CG2	2.54	0.85
1:C:431:LYS:NZ	1:E:336:ASN:CB	2.38	0.85
1:E:294:ILE:HG21	1:E:324:VAL:CG1	2.06	0.85
1:E:403:LEU:O	1:E:403:LEU:HD12	1.76	0.85
1:G:403:LEU:HD12	1:G:403:LEU:O	1.77	0.85
1:I:595:LEU:HB3	1:I:1244:LEU:HB2	1.55	0.85
1:I:559:PRO:O	1:I:561:PRO:N	2.08	0.85
1:K:500:LEU:HD23	1:K:533:LEU:HD13	1.57	0.85
1:M:902:ASP:CG	2:N:72:LYS:HZ2	1.78	0.85
1:A:333:ASP:HB2	1:A:334:PHE:CD1	2.11	0.85
1:C:332:ARG:CB	1:C:332:ARG:HH11	1.88	0.85
1:E:500:LEU:HD23	1:E:533:LEU:HD13	1.57	0.85
1:G:1201:TRP:HB2	1:G:1210:SER:O	1.75	0.85
1:E:431:LYS:NZ	1:G:336:ASN:CB	2.38	0.85
1:K:171:HIS:NE2	1:K:175:GLU:HG3	1.91	0.85
1:K:595:LEU:HB3	1:K:1244:LEU:HB2	1.55	0.85
1:K:639:LEU:HG	1:K:653:ILE:HG21	1.58	0.85
1:A:1146:ASP:O	1:A:1180:VAL:CG2	2.24	0.85
1:A:1185:PHE:HD1	1:A:1192:LEU:HG	1.36	0.85

Continued on next page...

Continued from previous page...

Atom-1	Atom-2	Interatomic distance (Å)	Clash overlap (Å)
1:C:333:ASP:HB2	1:C:334:PHE:CD1	2.11	0.85
1:E:597:TRP:HH2	1:E:603:ILE:CD1	1.89	0.85
1:G:595:LEU:HD22	1:G:1244:LEU:HD13	0.89	0.85
1:I:477:GLN:HA	1:I:477:GLN:NE2	1.90	0.85
2:J:17:CYS:SG	5:J:201:HEM:C3C	2.70	0.85
1:K:1240:ILE:HG23	1:K:1241:LEU:N	1.89	0.85
1:K:922:LEU:HD12	1:K:1241:LEU:HD23	1.58	0.85
1:A:505:PHE:HZ	1:A:540:VAL:HG11	1.40	0.85
1:C:1149:GLY:CA	1:C:1180:VAL:CG2	2.54	0.85
1:E:862:TYR:OH	1:E:881:HIS:HB2	1.75	0.85
1:I:294:ILE:HG21	1:I:324:VAL:CG1	2.06	0.85
1:I:922:LEU:HD12	1:I:1241:LEU:HD23	1.58	0.85
1:K:431:LYS:NZ	1:M:336:ASN:CB	2.38	0.85
1:K:639:LEU:CD2	1:K:653:ILE:CD1	2.54	0.85
1:A:108:SER:O	1:A:111:ARG:HG3	1.76	0.85
1:A:862:TYR:OH	1:A:881:HIS:HB2	1.75	0.85
1:G:1146:ASP:O	1:G:1180:VAL:CG2	2.24	0.85
1:I:1176:HIS:HB2	1:I:1218:THR:HB	1.59	0.85
1:I:403:LEU:O	1:I:403:LEU:HD12	1.77	0.85
1:K:108:SER:O	1:K:111:ARG:HG3	1.76	0.85
1:K:1176:HIS:HB2	1:K:1218:THR:HB	1.59	0.85
2:L:17:CYS:SG	5:L:201:HEM:C3C	2.70	0.85
1:M:332:ARG:CB	1:M:332:ARG:HH11	1.88	0.85
1:A:595:LEU:HD11	1:A:1201:TRP:HZ2	0.89	0.85
1:C:403:LEU:O	1:C:403:LEU:HD12	1.77	0.85
1:C:639:LEU:HG	1:C:653:ILE:HG21	1.58	0.85
1:E:716:LEU:HB3	1:E:728:TRP:HB2	1.56	0.85
1:G:1176:HIS:HB2	1:G:1218:THR:HB	1.59	0.85
1:G:294:ILE:HG21	1:G:324:VAL:CG1	2.06	0.85
1:I:1146:ASP:O	1:I:1180:VAL:CG2	2.24	0.85
1:M:1176:HIS:HB2	1:M:1218:THR:HB	1.59	0.85
1:M:597:TRP:HH2	1:M:603:ILE:CD1	1.89	0.85
1:A:171:HIS:NE2	1:A:175:GLU:HG3	1.91	0.85
1:C:1146:ASP:O	1:C:1180:VAL:CG2	2.24	0.85
1:C:544:PHE:HE1	1:C:576:VAL:HG13	1.06	0.85
1:E:332:ARG:CB	1:E:332:ARG:HH11	1.89	0.85
1:G:473:LEU:CD2	1:G:484:TYR:HE1	1.83	0.85
1:I:332:ARG:HH11	1:I:332:ARG:CB	1.88	0.85
1:M:333:ASP:HB2	1:M:334:PHE:CD1	2.11	0.85
1:E:1146:ASP:O	1:E:1180:VAL:CG2	2.24	0.85
1:G:500:LEU:HD23	1:G:533:LEU:HD13	1.57	0.85

Continued on next page...

Continued from previous page...

Atom-1	Atom-2	Interatomic distance (Å)	Clash overlap (Å)
1:I:171:HIS:NE2	1:I:175:GLU:HG3	1.91	0.85
1:C:477:GLN:NE2	1:C:477:GLN:HA	1.90	0.85
1:C:597:TRP:HH2	1:C:603:ILE:CD1	1.89	0.85
1:C:716:LEU:HB3	1:C:728:TRP:HB2	1.56	0.85
2:D:17:CYS:SG	5:D:201:HEM:C3C	2.70	0.85
1:E:108:SER:O	1:E:111:ARG:HG3	1.76	0.85
1:E:171:HIS:NE2	1:E:175:GLU:HG3	1.91	0.85
1:G:595:LEU:HD11	1:G:1201:TRP:HZ2	0.89	0.85
1:G:639:LEU:CD2	1:G:653:ILE:CD1	2.54	0.85
1:I:639:LEU:HG	1:I:653:ILE:HG21	1.59	0.85
1:K:332:ARG:CB	1:K:332:ARG:HH11	1.88	0.85
1:M:862:TYR:OH	1:M:881:HIS:HB2	1.75	0.85
1:C:639:LEU:CD2	1:C:653:ILE:CD1	2.54	0.84
1:I:1240:ILE:HG23	1:I:1241:LEU:N	1.89	0.84
1:I:614:HIS:CE1	1:I:640:GLN:HG3	2.12	0.84
1:M:1149:GLY:CA	1:M:1180:VAL:CG2	2.54	0.84
1:A:544:PHE:HE1	1:A:576:VAL:HG13	1.06	0.84
1:A:639:LEU:CD2	1:A:653:ILE:CD1	2.54	0.84
1:E:333:ASP:HB2	1:E:334:PHE:CD1	2.11	0.84
1:E:477:GLN:HA	1:E:477:GLN:NE2	1.90	0.84
1:E:614:HIS:HE1	1:E:640:GLN:CG	1.83	0.84
1:I:597:TRP:HH2	1:I:603:ILE:CD1	1.89	0.84
1:M:505:PHE:HZ	1:M:540:VAL:HG11	1.40	0.84
2:N:17:CYS:SG	5:N:201:HEM:C3C	2.70	0.84
1:G:1217:GLY:O	1:G:1218:THR:HG23	1.78	0.84
2:B:17:CYS:SG	5:B:201:HEM:C3C	2.70	0.84
1:E:505:PHE:HZ	1:E:540:VAL:HG11	1.40	0.84
1:K:614:HIS:CE1	1:K:640:GLN:HG3	2.12	0.84
1:M:500:LEU:HD23	1:M:533:LEU:HD13	1.57	0.84
1:E:1176:HIS:HB2	1:E:1218:THR:HB	1.59	0.84
1:A:1176:HIS:HB2	1:A:1218:THR:HB	1.59	0.84
1:C:171:HIS:NE2	1:C:175:GLU:HG3	1.91	0.84
1:C:923:LYS:CB	1:C:940:VAL:CG2	2.54	0.84
1:E:1149:GLY:CA	1:E:1180:VAL:CG2	2.54	0.84
1:E:639:LEU:CD2	1:E:653:ILE:CD1	2.54	0.84
1:E:639:LEU:HG	1:E:653:ILE:HG21	1.58	0.84
1:M:1164:LEU:H	1:M:1164:LEU:HD12	1.40	0.84
1:A:1217:GLY:O	1:A:1218:THR:HG23	1.78	0.84
1:E:1217:GLY:O	1:E:1218:THR:HG23	1.78	0.84
2:H:17:CYS:SG	5:H:201:HEM:C3C	2.70	0.84
1:M:544:PHE:HE1	1:M:576:VAL:HG13	1.06	0.84

Continued on next page...

Continued from previous page...

Atom-1	Atom-2	Interatomic distance (Å)	Clash overlap (Å)
1:C:1217:GLY:O	1:C:1218:THR:HG23	1.78	0.84
1:C:322:LEU:O	1:C:322:LEU:HD22	1.77	0.84
2:F:17:CYS:SG	5:F:201:HEM:C3C	2.70	0.84
1:I:322:LEU:O	1:I:322:LEU:HD22	1.77	0.84
1:K:403:LEU:O	1:K:403:LEU:HD12	1.77	0.84
1:A:403:LEU:O	1:A:403:LEU:HD12	1.76	0.84
1:E:284:SER:O	1:E:438:HIS:HE1	1.61	0.84
1:E:322:LEU:HD22	1:E:322:LEU:O	1.77	0.84
1:G:284:SER:O	1:G:438:HIS:HE1	1.61	0.84
1:G:639:LEU:HG	1:G:653:ILE:HG21	1.59	0.84
1:G:614:HIS:CE1	1:G:640:GLN:HG3	2.12	0.84
1:G:716:LEU:HB3	1:G:728:TRP:HB2	1.56	0.84
1:I:1217:GLY:O	1:I:1218:THR:HG23	1.78	0.84
1:I:122:ARG:HH21	1:I:126:PHE:HZ	1.24	0.84
2:D:17:CYS:HG	5:D:201:HEM:CAC	1.82	0.84
1:K:122:ARG:HH21	1:K:126:PHE:HZ	1.23	0.84
1:A:364:LEU:HD13	1:A:364:LEU:O	1.78	0.83
1:C:364:LEU:O	1:C:364:LEU:HD13	1.78	0.83
1:C:284:SER:O	1:C:438:HIS:HE1	1.61	0.83
1:G:171:HIS:NE2	1:G:175:GLU:HG3	1.91	0.83
1:M:525:GLU:O	1:M:528:GLU:CG	2.26	0.83
1:E:544:PHE:HE1	1:E:576:VAL:HG13	1.06	0.83
1:G:108:SER:O	1:G:111:ARG:HG3	1.76	0.83
1:K:322:LEU:HD22	1:K:322:LEU:O	1.77	0.83
1:K:477:GLN:HA	1:K:477:GLN:NE2	1.90	0.83
1:K:883:SER:OG	1:K:902:ASP:CB	2.26	0.83
1:M:1217:GLY:O	1:M:1218:THR:HG23	1.78	0.83
1:M:883:SER:OG	1:M:902:ASP:CB	2.26	0.83
1:A:322:LEU:O	1:A:322:LEU:HD22	1.77	0.83
1:C:500:LEU:CD2	1:C:532:ILE:HG12	2.09	0.83
1:G:505:PHE:HZ	1:G:540:VAL:HG11	1.40	0.83
2:J:33:HIS:HE1	2:J:104:GLU:O	1.62	0.83
2:L:33:HIS:HE1	2:L:104:GLU:O	1.62	0.83
1:A:477:GLN:HA	1:A:477:GLN:NE2	1.90	0.83
1:A:614:HIS:CE1	1:A:640:GLN:HG3	2.12	0.83
1:C:595:LEU:HD11	1:C:1201:TRP:HZ2	0.89	0.83
1:C:604:THR:H	1:C:1240:ILE:HD13	1.43	0.83
1:C:614:HIS:CE1	1:C:640:GLN:HG3	2.12	0.83
1:E:1240:ILE:HG23	1:E:1241:LEU:N	1.89	0.83
1:E:500:LEU:CD2	1:E:532:ILE:HG12	2.09	0.83
1:I:284:SER:O	1:I:438:HIS:HE1	1.61	0.83

Continued on next page...

Continued from previous page...

Atom-1	Atom-2	Interatomic distance (Å)	Clash overlap (Å)
1:M:614:HIS:CE1	1:M:640:GLN:HG3	2.12	0.83
1:A:525:GLU:O	1:A:528:GLU:CG	2.26	0.83
1:C:1176:HIS:HB2	1:C:1218:THR:HB	1.59	0.83
1:I:923:LYS:CB	1:I:940:VAL:CG2	2.54	0.83
1:A:453:LEU:HD12	1:A:454:GLN:N	1.94	0.83
2:B:33:HIS:HE1	2:B:104:GLU:O	1.61	0.83
1:E:595:LEU:HD11	1:E:1201:TRP:HZ2	0.89	0.83
1:E:883:SER:OG	1:E:902:ASP:CB	2.26	0.83
1:G:1149:GLY:CA	1:G:1180:VAL:CG2	2.54	0.83
1:G:520:ALA:CB	1:G:648:GLU:CB	2.53	0.83
1:E:364:LEU:O	1:E:364:LEU:HD13	1.78	0.83
1:G:604:THR:H	1:G:1240:ILE:HD13	1.43	0.83
1:G:364:LEU:HD13	1:G:364:LEU:O	1.78	0.83
1:G:477:GLN:NE2	1:G:477:GLN:HA	1.90	0.83
2:H:33:HIS:HE1	2:H:104:GLU:O	1.61	0.83
1:I:603:ILE:HD13	1:I:1242:TYR:HE1	1.44	0.83
1:I:565:GLN:NE2	1:I:568:LEU:HD11	1.94	0.83
1:K:603:ILE:HD13	1:K:1242:TYR:HE1	1.44	0.83
1:M:1220:LEU:HD23	1:M:1234:THR:CB	2.08	0.83
1:M:322:LEU:HD22	1:M:322:LEU:O	1.77	0.83
1:M:364:LEU:O	1:M:364:LEU:HD13	1.78	0.83
1:A:284:SER:O	1:A:438:HIS:HE1	1.61	0.83
1:A:473:LEU:CD2	1:A:484:TYR:HE1	1.83	0.83
1:A:500:LEU:CD2	1:A:532:ILE:HG12	2.09	0.83
1:C:999:ARG:NH2	1:C:1000:PHE:O	2.12	0.83
1:E:525:GLU:O	1:E:528:GLU:CG	2.26	0.83
1:E:614:HIS:CE1	1:E:640:GLN:HG3	2.12	0.83
1:G:500:LEU:CD2	1:G:532:ILE:HG12	2.09	0.83
1:I:1185:PHE:HD1	1:I:1192:LEU:HG	1.36	0.83
1:I:604:THR:H	1:I:1240:ILE:HD13	1.44	0.83
1:I:500:LEU:CD2	1:I:532:ILE:HG12	2.09	0.83
1:I:591:GLY:O	1:I:592:MET:HB2	1.79	0.83
1:K:1149:GLY:CA	1:K:1180:VAL:CG2	2.54	0.83
1:K:505:PHE:HZ	1:K:540:VAL:HG11	1.40	0.83
1:M:403:LEU:O	1:M:403:LEU:HD12	1.77	0.83
1:C:595:LEU:CD1	1:C:1201:TRP:HZ2	1.78	0.83
1:C:1220:LEU:HD23	1:C:1234:THR:CB	2.08	0.83
1:C:565:GLN:NE2	1:C:568:LEU:HD11	1.94	0.83
2:D:33:HIS:HE1	2:D:104:GLU:O	1.61	0.83
1:G:322:LEU:O	1:G:322:LEU:HD22	1.77	0.83
1:G:636:ASP:O	1:G:637:LYS:HD2	1.79	0.83

Continued on next page...

Continued from previous page...

Atom-1	Atom-2	Interatomic distance (Å)	Clash overlap (Å)
1:I:636:ASP:O	1:I:637:LYS:HD2	1.79	0.83
1:K:1217:GLY:O	1:K:1218:THR:HG23	1.78	0.83
1:A:603:ILE:HD13	1:A:1242:TYR:HE1	1.44	0.83
1:A:948:LEU:HD12	1:A:957:ASP:CG	1.99	0.83
1:E:565:GLN:NE2	1:E:568:LEU:HD11	1.94	0.83
1:E:636:ASP:O	1:E:637:LYS:HD2	1.79	0.83
1:C:603:ILE:HD13	1:C:1242:TYR:HE1	1.44	0.82
1:C:453:LEU:HD12	1:C:454:GLN:N	1.94	0.82
1:C:591:GLY:O	1:C:592:MET:HB2	1.79	0.82
1:G:122:ARG:HH21	1:G:126:PHE:HZ	1.23	0.82
1:K:284:SER:O	1:K:438:HIS:HE1	1.61	0.82
1:K:636:ASP:O	1:K:637:LYS:HD2	1.79	0.82
1:M:999:ARG:NH2	1:M:1000:PHE:O	2.12	0.82
1:M:565:GLN:NE2	1:M:568:LEU:HD11	1.94	0.82
1:C:883:SER:OG	1:C:902:ASP:CB	2.26	0.82
1:E:1220:LEU:HD23	1:E:1234:THR:CB	2.08	0.82
1:I:1220:LEU:HD23	1:I:1234:THR:CB	2.08	0.82
1:I:525:GLU:O	1:I:528:GLU:CG	2.26	0.82
1:K:565:GLN:NE2	1:K:568:LEU:HD11	1.94	0.82
1:K:999:ARG:NH2	1:K:1000:PHE:O	2.12	0.82
1:M:500:LEU:CD2	1:M:532:ILE:HG12	2.08	0.82
1:C:948:LEU:HD12	1:C:957:ASP:CG	1.99	0.82
1:E:505:PHE:CZ	1:E:540:VAL:HG11	2.14	0.82
1:G:505:PHE:CZ	1:G:540:VAL:HG11	2.14	0.82
1:G:525:GLU:O	1:G:528:GLU:CG	2.26	0.82
1:G:883:SER:OG	1:G:902:ASP:CB	2.26	0.82
1:G:948:LEU:HD12	1:G:957:ASP:CG	2.00	0.82
1:I:883:SER:OG	1:I:902:ASP:CB	2.26	0.82
1:K:525:GLU:O	1:K:528:GLU:CG	2.26	0.82
1:K:862:TYR:HE2	1:K:881:HIS:H	1.28	0.82
1:K:948:LEU:HD12	1:K:957:ASP:CG	2.00	0.82
1:M:603:ILE:HD13	1:M:1242:TYR:HE1	1.44	0.82
1:C:525:GLU:O	1:C:528:GLU:CG	2.26	0.82
1:I:1149:GLY:CA	1:I:1180:VAL:CG2	2.54	0.82
1:K:298:PHE:CD2	1:K:328:GLY:HA3	2.15	0.82
1:K:364:LEU:HD13	1:K:364:LEU:O	1.78	0.82
1:A:565:GLN:NE2	1:A:568:LEU:HD11	1.94	0.82
1:C:298:PHE:CD2	1:C:328:GLY:HA3	2.15	0.82
1:E:122:ARG:HH21	1:E:126:PHE:HZ	1.23	0.82
1:E:591:GLY:O	1:E:592:MET:HB2	1.79	0.82
1:I:948:LEU:HD12	1:I:957:ASP:CG	1.99	0.82

Continued on next page...

Continued from previous page...

Atom-1	Atom-2	Interatomic distance (Å)	Clash overlap (Å)
1:M:284:SER:O	1:M:438:HIS:HE1	1.61	0.82
1:A:883:SER:OG	1:A:902:ASP:CB	2.26	0.82
1:C:505:PHE:CZ	1:C:540:VAL:HG11	2.14	0.82
1:E:1179:TRP:HA	1:E:1179:TRP:CE3	2.15	0.82
1:E:298:PHE:CD2	1:E:328:GLY:HA3	2.15	0.82
2:F:33:HIS:HE1	2:F:104:GLU:O	1.61	0.82
1:G:591:GLY:O	1:G:592:MET:HB2	1.79	0.82
1:I:999:ARG:NH2	1:I:1000:PHE:O	2.12	0.82
1:M:948:LEU:HD12	1:M:957:ASP:CG	2.00	0.82
1:A:1220:LEU:HD23	1:A:1234:THR:CB	2.08	0.82
1:G:1220:LEU:HD23	1:G:1234:THR:CB	2.08	0.82
1:G:603:ILE:HD13	1:G:1242:TYR:HE1	1.44	0.82
1:I:520:ALA:CB	1:I:648:GLU:CB	2.53	0.82
1:K:1220:LEU:HD23	1:K:1234:THR:CB	2.08	0.82
1:M:1179:TRP:CE3	1:M:1179:TRP:HA	2.15	0.82
1:M:604:THR:H	1:M:1240:ILE:HD13	1.43	0.82
1:A:591:GLY:O	1:A:592:MET:HB2	1.79	0.82
1:A:999:ARG:NH2	1:A:1000:PHE:O	2.12	0.82
1:E:923:LYS:CB	1:E:940:VAL:CG2	2.54	0.82
1:K:500:LEU:CD2	1:K:532:ILE:HG12	2.09	0.82
1:K:592:MET:HB3	1:K:594:TYR:CE1	2.15	0.82
1:M:477:GLN:NE2	1:M:477:GLN:HA	1.90	0.82
1:A:298:PHE:CD2	1:A:328:GLY:HA3	2.15	0.82
1:A:505:PHE:CZ	1:A:540:VAL:HG11	2.14	0.82
1:C:636:ASP:O	1:C:637:LYS:HD2	1.79	0.82
1:G:453:LEU:HD12	1:G:454:GLN:N	1.94	0.82
1:G:999:ARG:NH2	1:G:1000:PHE:O	2.12	0.82
1:I:453:LEU:HD12	1:I:454:GLN:N	1.94	0.82
1:I:505:PHE:CZ	1:I:540:VAL:HG11	2.14	0.82
1:K:1179:TRP:CE3	1:K:1179:TRP:HA	2.15	0.82
1:M:1220:LEU:HG	1:M:1236:ASP:HB3	1.62	0.82
1:M:592:MET:HB3	1:M:594:TYR:CE1	2.15	0.82
1:M:923:LYS:CB	1:M:940:VAL:CG2	2.54	0.82
1:E:453:LEU:HD12	1:E:454:GLN:N	1.94	0.82
1:G:565:GLN:NE2	1:G:568:LEU:HD11	1.94	0.82
1:I:298:PHE:CD2	1:I:328:GLY:HA3	2.15	0.82
1:K:453:LEU:HD12	1:K:454:GLN:N	1.94	0.82
1:K:591:GLY:O	1:K:592:MET:HB2	1.79	0.82
1:M:1181:THR:HG21	1:M:1221:LYS:HA	1.61	0.82
1:M:505:PHE:CZ	1:M:540:VAL:HG11	2.14	0.82
1:G:923:LYS:CB	1:G:940:VAL:CG2	2.54	0.81

Continued on next page...

Continued from previous page...

Atom-1	Atom-2	Interatomic distance (Å)	Clash overlap (Å)
1:K:1220:LEU:HG	1:K:1236:ASP:HB3	1.62	0.81
1:M:1232:TYR:OH	1:M:1234:THR:HB	1.80	0.81
1:M:374:MET:CE	1:M:374:MET:HA	2.10	0.81
1:M:453:LEU:HD12	1:M:454:GLN:N	1.94	0.81
2:N:33:HIS:HE1	2:N:104:GLU:O	1.62	0.81
1:A:1232:TYR:OH	1:A:1234:THR:HB	1.80	0.81
1:C:174:LEU:HD23	1:C:175:GLU:N	1.95	0.81
1:I:364:LEU:O	1:I:364:LEU:HD13	1.78	0.81
1:M:505:PHE:HE2	1:M:575:GLU:OE1	1.63	0.81
1:A:592:MET:HB3	1:A:594:TYR:CE1	2.15	0.81
1:C:122:ARG:CZ	1:C:126:PHE:CZ	2.64	0.81
1:C:505:PHE:HE2	1:C:575:GLU:OE1	1.63	0.81
1:C:592:MET:HB3	1:C:594:TYR:CE1	2.15	0.81
1:C:729:ASP:HB2	1:C:736:ARG:HB2	1.62	0.81
1:E:520:ALA:CB	1:E:648:GLU:CB	2.53	0.81
1:E:729:ASP:HB2	1:E:736:ARG:HB2	1.62	0.81
1:G:374:MET:HA	1:G:374:MET:CE	2.10	0.81
1:K:505:PHE:CZ	1:K:540:VAL:HG11	2.14	0.81
1:A:1181:THR:HG21	1:A:1221:LYS:HA	1.61	0.81
1:A:505:PHE:HE2	1:A:575:GLU:OE1	1.63	0.81
1:E:374:MET:CE	1:E:374:MET:HA	2.10	0.81
1:K:1181:THR:HG21	1:K:1221:LYS:HA	1.61	0.81
1:K:1232:TYR:OH	1:K:1234:THR:HB	1.80	0.81
1:K:923:LYS:CB	1:K:940:VAL:CG2	2.54	0.81
1:M:298:PHE:CD2	1:M:328:GLY:HA3	2.15	0.81
5:N:201:HEM:HBC2	5:N:201:HEM:CMC	2.11	0.81
1:A:1199:ILE:CD1	1:A:1232:TYR:HE2	1.94	0.81
1:A:729:ASP:HB2	1:A:736:ARG:HB2	1.62	0.81
1:E:999:ARG:NH2	1:E:1000:PHE:O	2.12	0.81
1:E:174:LEU:HD23	1:E:175:GLU:N	1.95	0.81
1:E:592:MET:HB3	1:E:594:TYR:CE1	2.15	0.81
1:I:1232:TYR:OH	1:I:1234:THR:HB	1.80	0.81
1:I:500:LEU:HD23	1:I:533:LEU:CD1	2.10	0.81
1:M:636:ASP:O	1:M:637:LYS:HD2	1.79	0.81
1:A:122:ARG:CZ	1:A:126:PHE:CZ	2.64	0.81
1:A:174:LEU:HD23	1:A:175:GLU:N	1.95	0.81
1:E:505:PHE:HE2	1:E:575:GLU:OE1	1.63	0.81
1:G:361:TYR:HE2	1:G:370:ILE:HG13	1.46	0.81
1:K:505:PHE:HE2	1:K:575:GLU:OE1	1.63	0.81
1:A:657:GLU:HG2	1:A:680:LYS:HZ2	1.44	0.81
1:C:595:LEU:CD1	1:C:1244:LEU:HD22	2.10	0.81

Continued on next page...

Continued from previous page...

Atom-1	Atom-2	Interatomic distance (Å)	Clash overlap (Å)
1:E:948:LEU:HD12	1:E:957:ASP:CG	1.99	0.81
1:G:595:LEU:CD1	1:G:1201:TRP:HZ2	1.78	0.81
1:G:298:PHE:CD2	1:G:328:GLY:HA3	2.15	0.81
1:K:122:ARG:CZ	1:K:126:PHE:CZ	2.64	0.81
1:K:374:MET:CE	1:K:374:MET:HA	2.10	0.81
1:M:500:LEU:HD23	1:M:533:LEU:CD1	2.10	0.81
1:M:658:ASP:HB2	1:M:678:ASP:HB2	1.63	0.81
1:A:1233:VAL:CG1	1:A:1243:ILE:HG12	2.10	0.81
1:A:159:GLY:HA2	3:A:1301:DTP:O1A	1.81	0.81
1:A:658:ASP:HB2	1:A:678:ASP:HB2	1.63	0.81
1:C:860:SER:O	1:C:861:GLN:CG	2.29	0.81
5:D:201:HEM:CMC	5:D:201:HEM:HBC2	2.11	0.81
1:E:860:SER:O	1:E:861:GLN:CG	2.29	0.81
1:G:1179:TRP:HA	1:G:1179:TRP:CE3	2.15	0.81
1:G:592:MET:HB3	1:G:594:TYR:CE1	2.15	0.81
5:J:201:HEM:HBC2	5:J:201:HEM:CMC	2.11	0.81
1:M:1233:VAL:CG1	1:M:1243:ILE:HG12	2.10	0.81
1:M:361:TYR:HE2	1:M:370:ILE:HG13	1.46	0.81
1:C:1199:ILE:CD1	1:C:1232:TYR:HE2	1.94	0.81
1:E:1199:ILE:CD1	1:E:1232:TYR:HE2	1.94	0.81
1:E:604:THR:H	1:E:1240:ILE:HD13	1.43	0.81
1:G:174:LEU:HD23	1:G:175:GLU:N	1.95	0.81
1:A:361:TYR:CE2	1:A:370:ILE:HG13	2.16	0.81
1:A:636:ASP:O	1:A:637:LYS:HD2	1.79	0.81
1:C:1179:TRP:CE3	1:C:1179:TRP:HA	2.15	0.81
1:E:122:ARG:CZ	1:E:126:PHE:CZ	2.64	0.81
1:E:595:LEU:CD1	1:E:1244:LEU:HD22	2.10	0.81
1:E:159:GLY:HA2	3:E:1301:DTP:O1A	1.81	0.81
1:I:122:ARG:CZ	1:I:126:PHE:CZ	2.64	0.81
1:I:159:GLY:HA2	3:I:1301:DTP:O1A	1.81	0.81
1:I:374:MET:HA	1:I:374:MET:CE	2.10	0.81
1:I:592:MET:HB3	1:I:594:TYR:CE1	2.15	0.81
1:K:158:CYS:HG	1:K:284:SER:CB	1.82	0.81
1:M:174:LEU:HD23	1:M:175:GLU:N	1.95	0.81
1:M:591:GLY:O	1:M:592:MET:HB2	1.79	0.81
1:A:374:MET:CE	1:A:374:MET:HA	2.10	0.81
1:I:361:TYR:CE2	1:I:370:ILE:HG13	2.16	0.81
1:M:146:GLU:OE1	1:M:147:PRO:CD	2.29	0.81
1:M:729:ASP:HB2	1:M:736:ARG:HB2	1.62	0.81
1:A:639:LEU:H	1:A:653:ILE:HG21	1.47	0.80
1:C:1232:TYR:OH	1:C:1234:THR:HB	1.80	0.80

Continued on next page...

Continued from previous page...

Atom-1	Atom-2	Interatomic distance (Å)	Clash overlap (Å)
1:E:603:ILE:HD13	1:E:1242:TYR:HE1	1.44	0.80
1:G:883:SER:HB2	1:G:902:ASP:HB3	1.63	0.80
1:I:1181:THR:HG21	1:I:1221:LYS:HA	1.61	0.80
1:K:604:THR:H	1:K:1240:ILE:HD13	1.44	0.80
1:K:883:SER:HB2	1:K:902:ASP:HB3	1.63	0.80
1:A:1240:ILE:CG2	1:A:1241:LEU:N	2.45	0.80
1:A:860:SER:O	1:A:861:GLN:CG	2.29	0.80
1:C:1212:THR:HG23	1:C:1213:PHE:H	1.47	0.80
1:C:658:ASP:HB2	1:C:678:ASP:HB2	1.63	0.80
1:E:1181:THR:HG21	1:E:1221:LYS:HA	1.61	0.80
1:G:1151:ILE:H	1:G:1167:PRO:HD2	1.46	0.80
1:G:860:SER:O	1:G:861:GLN:CG	2.29	0.80
1:I:174:LEU:HD23	1:I:175:GLU:N	1.95	0.80
1:K:146:GLU:OE1	1:K:147:PRO:CD	2.29	0.80
1:K:159:GLY:HA2	3:K:1301:DTP:O1A	1.81	0.80
1:A:604:THR:H	1:A:1240:ILE:HD13	1.43	0.80
1:A:595:LEU:CD1	1:A:1244:LEU:HD22	2.10	0.80
1:A:171:HIS:CD2	1:A:175:GLU:CB	2.63	0.80
1:A:500:LEU:HD23	1:A:533:LEU:CD1	2.10	0.80
1:C:171:HIS:CD2	1:C:175:GLU:CB	2.63	0.80
1:C:374:MET:CE	1:C:374:MET:HA	2.10	0.80
1:E:1212:THR:HG23	1:E:1213:PHE:H	1.47	0.80
1:E:361:TYR:CE2	1:E:370:ILE:HG13	2.16	0.80
1:E:883:SER:HB2	1:E:902:ASP:HB3	1.63	0.80
1:G:171:HIS:CD2	1:G:175:GLU:CB	2.63	0.80
1:K:1017:THR:HA	1:K:1031:ASN:HA	1.63	0.80
1:K:595:LEU:CD1	1:K:1201:TRP:HZ2	1.78	0.80
1:K:500:LEU:HD23	1:K:533:LEU:CD1	2.10	0.80
1:M:122:ARG:CZ	1:M:126:PHE:CZ	2.64	0.80
1:M:361:TYR:CE2	1:M:370:ILE:HG13	2.16	0.80
1:M:883:SER:HB2	1:M:902:ASP:HB3	1.63	0.80
1:A:1220:LEU:HG	1:A:1236:ASP:HB3	1.62	0.80
1:C:361:TYR:CE2	1:C:370:ILE:HG13	2.16	0.80
1:C:500:LEU:HD23	1:C:533:LEU:CD1	2.10	0.80
1:E:1017:THR:HA	1:E:1031:ASN:HA	1.63	0.80
1:E:171:HIS:CD2	1:E:175:GLU:CB	2.63	0.80
1:G:1212:THR:HG23	1:G:1213:PHE:H	1.47	0.80
1:G:500:LEU:HD23	1:G:533:LEU:CD1	2.10	0.80
1:G:729:ASP:HB2	1:G:736:ARG:HB2	1.62	0.80
1:I:1179:TRP:HA	1:I:1179:TRP:CE3	2.15	0.80
1:K:1199:ILE:CD1	1:K:1232:TYR:HE2	1.94	0.80

Continued on next page...

Continued from previous page...

Atom-1	Atom-2	Interatomic distance (Å)	Clash overlap (Å)
1:A:146:GLU:OE1	1:A:147:PRO:CD	2.29	0.80
1:C:1017:THR:HA	1:C:1031:ASN:HA	1.63	0.80
1:C:1233:VAL:CG1	1:C:1243:ILE:HG12	2.10	0.80
1:E:500:LEU:HD23	1:E:533:LEU:CD1	2.10	0.80
1:E:520:ALA:CB	1:E:648:GLU:CA	2.60	0.80
1:A:1151:ILE:H	1:A:1167:PRO:HD2	1.46	0.80
1:A:1212:THR:HG23	1:A:1213:PHE:H	1.47	0.80
1:A:633:CYS:SG	1:A:660:VAL:HG11	2.22	0.80
1:E:639:LEU:H	1:E:653:ILE:HG21	1.47	0.80
1:G:159:GLY:HA2	3:G:1301:DTP:O1A	1.81	0.80
1:I:1212:THR:HG23	1:I:1213:PHE:H	1.47	0.80
1:I:1240:ILE:CG2	1:I:1241:LEU:N	2.45	0.80
1:I:146:GLU:OE1	1:I:147:PRO:CD	2.29	0.80
1:I:153:HIS:CD2	1:I:267:LYS:HB3	2.17	0.80
1:I:633:CYS:SG	1:I:660:VAL:HG11	2.22	0.80
1:I:883:SER:HB2	1:I:902:ASP:HB3	1.63	0.80
1:K:1233:VAL:CG1	1:K:1243:ILE:HG12	2.10	0.80
1:K:639:LEU:H	1:K:653:ILE:HG21	1.46	0.80
1:M:860:SER:O	1:M:861:GLN:CG	2.29	0.80
1:C:657:GLU:HG2	1:C:680:LYS:HZ2	1.46	0.80
1:E:1220:LEU:HG	1:E:1236:ASP:HB3	1.62	0.80
1:G:1181:THR:HG21	1:G:1221:LYS:HA	1.61	0.80
1:G:903:ASP:O	1:G:1175:THR:CG2	2.30	0.80
1:K:174:LEU:HD23	1:K:175:GLU:N	1.95	0.80
1:K:860:SER:O	1:K:861:GLN:CG	2.29	0.80
1:A:883:SER:HB2	1:A:902:ASP:HB3	1.63	0.80
1:C:1181:THR:HG21	1:C:1221:LYS:HA	1.61	0.80
1:C:1240:ILE:CG2	1:C:1241:LEU:N	2.45	0.80
1:C:159:GLY:HA2	3:C:1301:DTP:O1A	1.81	0.80
1:E:633:CYS:SG	1:E:660:VAL:HG11	2.22	0.80
1:G:633:CYS:SG	1:G:660:VAL:HG11	2.22	0.80
1:I:171:HIS:CD2	1:I:175:GLU:CB	2.63	0.80
1:I:860:SER:O	1:I:861:GLN:CG	2.29	0.80
1:K:1212:THR:HG23	1:K:1213:PHE:H	1.46	0.80
1:K:597:TRP:CH2	1:K:603:ILE:CD1	2.65	0.80
1:C:241:ILE:C	1:C:242:LEU:HD12	2.02	0.80
1:C:427:ASP:OD2	1:C:434:ARG:CG	2.30	0.80
1:C:883:SER:HB2	1:C:902:ASP:HB3	1.63	0.80
1:E:1232:TYR:OH	1:E:1234:THR:HB	1.80	0.80
1:E:153:HIS:CD2	1:E:267:LYS:HB3	2.17	0.80
1:E:241:ILE:C	1:E:242:LEU:HD12	2.02	0.80

Continued on next page...

Continued from previous page...

Atom-1	Atom-2	Interatomic distance (Å)	Clash overlap (Å)
1:G:1232:TYR:OH	1:G:1234:THR:HB	1.80	0.80
1:G:1233:VAL:CG1	1:G:1243:ILE:HG12	2.10	0.80
1:I:505:PHE:HE2	1:I:575:GLU:OE1	1.63	0.80
1:K:153:HIS:CD2	1:K:267:LYS:HB3	2.17	0.80
1:K:520:ALA:CB	1:K:648:GLU:CB	2.53	0.80
1:M:1017:THR:HA	1:M:1031:ASN:HA	1.63	0.80
1:M:1212:THR:HG23	1:M:1213:PHE:H	1.46	0.80
1:A:1179:TRP:CE3	1:A:1179:TRP:HA	2.15	0.80
1:C:1220:LEU:HG	1:C:1236:ASP:HB3	1.62	0.80
1:C:153:HIS:CD2	1:C:267:LYS:HB3	2.17	0.80
1:G:658:ASP:HB2	1:G:678:ASP:HB2	1.63	0.80
1:I:1220:LEU:HG	1:I:1236:ASP:HB3	1.62	0.80
1:I:999:ARG:HG2	1:I:1030:TRP:CG	2.17	0.80
1:M:122:ARG:HH21	1:M:126:PHE:HZ	1.23	0.80
1:M:171:HIS:CD2	1:M:175:GLU:CB	2.63	0.80
1:A:427:ASP:OD2	1:A:434:ARG:CG	2.30	0.79
1:A:903:ASP:O	1:A:1175:THR:CG2	2.30	0.79
1:E:999:ARG:HG2	1:E:1030:TRP:CG	2.17	0.79
1:E:1233:VAL:CG1	1:E:1243:ILE:HG12	2.10	0.79
1:E:146:GLU:OE1	1:E:147:PRO:CD	2.29	0.79
1:G:361:TYR:CE2	1:G:370:ILE:HG13	2.16	0.79
1:G:520:ALA:CB	1:G:648:GLU:CA	2.60	0.79
1:G:999:ARG:HG2	1:G:1030:TRP:CG	2.17	0.79
1:M:1240:ILE:CG2	1:M:1241:LEU:N	2.45	0.79
1:M:159:GLY:HA2	3:M:1301:DTP:O1A	1.81	0.79
1:M:153:HIS:CD2	1:M:267:LYS:HB3	2.17	0.79
1:C:633:CYS:SG	1:C:660:VAL:HG11	2.22	0.79
1:E:903:ASP:O	1:E:1175:THR:CG2	2.30	0.79
1:G:122:ARG:CZ	1:G:126:PHE:CZ	2.64	0.79
1:G:1240:ILE:CG2	1:G:1241:LEU:N	2.45	0.79
1:G:241:ILE:C	1:G:242:LEU:HD12	2.02	0.79
1:G:427:ASP:OD2	1:G:434:ARG:CG	2.30	0.79
1:G:505:PHE:HE2	1:G:575:GLU:OE1	1.63	0.79
1:K:658:ASP:HB2	1:K:678:ASP:HB2	1.63	0.79
1:M:1151:ILE:H	1:M:1167:PRO:HD2	1.46	0.79
1:M:633:CYS:SG	1:M:660:VAL:HG11	2.22	0.79
1:M:862:TYR:HE2	1:M:881:HIS:H	1.28	0.79
1:C:1194:SER:HB3	1:C:1202:TRP:HZ3	1.47	0.79
1:C:146:GLU:OE1	1:C:147:PRO:CD	2.29	0.79
1:E:195:LEU:HD12	1:E:195:LEU:O	1.83	0.79
1:I:903:ASP:O	1:I:1175:THR:CG2	2.30	0.79

Continued on next page...

Continued from previous page...

Atom-1	Atom-2	Interatomic distance (Å)	Clash overlap (Å)
1:K:1240:ILE:CG2	1:K:1241:LEU:N	2.45	0.79
1:M:1199:ILE:CD1	1:M:1232:TYR:HE2	1.94	0.79
1:M:520:ALA:CB	1:M:648:GLU:CA	2.60	0.79
1:A:241:ILE:C	1:A:242:LEU:HD12	2.03	0.79
1:C:195:LEU:HD12	1:C:195:LEU:O	1.83	0.79
1:G:1017:THR:HA	1:G:1031:ASN:HA	1.63	0.79
1:G:595:LEU:CD1	1:G:1244:LEU:HD22	2.10	0.79
1:G:153:HIS:CD2	1:G:267:LYS:HB3	2.17	0.79
1:G:513:LYS:O	1:G:517:VAL:HB	1.83	0.79
1:I:1199:ILE:CD1	1:I:1232:TYR:HE2	1.94	0.79
1:I:1233:VAL:CG1	1:I:1243:ILE:HG12	2.10	0.79
1:K:171:HIS:CD2	1:K:175:GLU:CB	2.63	0.79
1:K:633:CYS:SG	1:K:660:VAL:HG11	2.22	0.79
1:A:603:ILE:HD12	1:A:604:THR:OG1	1.82	0.79
1:C:146:GLU:O	1:C:147:PRO:O	2.01	0.79
1:E:427:ASP:OD2	1:E:434:ARG:CG	2.30	0.79
5:F:201:HEM:CMC	5:F:201:HEM:HBC2	2.11	0.79
1:G:146:GLU:OE1	1:G:147:PRO:CD	2.29	0.79
1:I:1017:THR:HA	1:I:1031:ASN:HA	1.63	0.79
1:I:1151:ILE:H	1:I:1167:PRO:HD2	1.46	0.79
1:I:1233:VAL:HB	1:I:1242:TYR:O	1.83	0.79
1:I:427:ASP:OD2	1:I:434:ARG:CG	2.30	0.79
1:K:1203:ASN:H	1:K:1208:GLU:HA	1.48	0.79
1:K:361:TYR:CE2	1:K:370:ILE:HG13	2.16	0.79
1:K:513:LYS:O	1:K:517:VAL:HB	1.83	0.79
1:K:729:ASP:HB2	1:K:736:ARG:HB2	1.62	0.79
1:M:217:PRO:HB3	1:M:222:GLU:HG2	1.64	0.79
1:A:999:ARG:HG2	1:A:1030:TRP:CG	2.17	0.79
1:C:903:ASP:O	1:C:1175:THR:CG2	2.30	0.79
1:E:1151:ILE:H	1:E:1167:PRO:HD2	1.46	0.79
1:E:217:PRO:HB3	1:E:222:GLU:HG2	1.64	0.79
1:G:1199:ILE:CD1	1:G:1232:TYR:HE2	1.94	0.79
1:G:1220:LEU:HG	1:G:1236:ASP:HB3	1.62	0.79
1:K:195:LEU:HD12	1:K:195:LEU:O	1.83	0.79
1:K:217:PRO:HB3	1:K:222:GLU:HG2	1.64	0.79
1:K:520:ALA:CB	1:K:648:GLU:CA	2.60	0.79
1:M:1203:ASN:H	1:M:1208:GLU:HA	1.48	0.79
1:M:603:ILE:HD12	1:M:604:THR:OG1	1.82	0.79
1:A:1017:THR:HA	1:A:1031:ASN:HA	1.63	0.79
1:A:146:GLU:O	1:A:147:PRO:O	2.01	0.79
1:A:153:HIS:CD2	1:A:267:LYS:HB3	2.17	0.79

Continued on next page...

Continued from previous page...

Atom-1	Atom-2	Interatomic distance (Å)	Clash overlap (Å)
1:C:513:LYS:O	1:C:517:VAL:HB	1.83	0.79
1:E:361:TYR:HE2	1:E:370:ILE:HG13	1.46	0.79
1:M:903:ASP:O	1:M:1175:THR:CG2	2.30	0.79
1:M:427:ASP:OD2	1:M:434:ARG:CG	2.30	0.79
1:G:1194:SER:HB3	1:G:1202:TRP:HZ3	1.47	0.79
1:I:1203:ASN:H	1:I:1208:GLU:HA	1.48	0.79
1:K:361:TYR:HE2	1:K:370:ILE:HG13	1.46	0.79
1:K:419:VAL:CG1	1:K:426:CYS:SG	2.71	0.79
1:M:657:GLU:HG2	1:M:680:LYS:HZ2	1.46	0.79
1:A:1194:SER:HB3	1:A:1202:TRP:HZ3	1.47	0.79
1:A:195:LEU:HD12	1:A:195:LEU:O	1.83	0.79
1:G:639:LEU:HD23	1:G:653:ILE:CD1	2.13	0.79
1:I:520:ALA:CB	1:I:648:GLU:CA	2.60	0.79
1:K:903:ASP:O	1:K:1175:THR:CG2	2.30	0.79
1:M:999:ARG:HG2	1:M:1030:TRP:CG	2.17	0.79
1:A:529:TYR:O	1:A:532:ILE:CG2	2.31	0.79
1:C:603:ILE:HD12	1:C:604:THR:OG1	1.82	0.79
1:E:513:LYS:O	1:E:517:VAL:HB	1.83	0.79
1:I:241:ILE:C	1:I:242:LEU:HD12	2.02	0.79
1:I:264:THR:OG1	1:I:265:ARG:N	2.16	0.79
1:I:419:VAL:CG1	1:I:426:CYS:SG	2.71	0.79
1:I:513:LYS:O	1:I:517:VAL:HB	1.83	0.79
1:I:639:LEU:HD23	1:I:653:ILE:CD1	2.13	0.79
1:K:427:ASP:OD2	1:K:434:ARG:CG	2.30	0.79
1:M:241:ILE:C	1:M:242:LEU:HD12	2.02	0.79
1:A:1203:ASN:H	1:A:1208:GLU:HA	1.48	0.78
1:A:513:LYS:O	1:A:517:VAL:HB	1.83	0.78
1:C:866:LEU:HD22	1:C:914:VAL:HB	1.65	0.78
1:E:419:VAL:CG1	1:E:426:CYS:SG	2.71	0.78
1:G:108:SER:O	1:G:111:ARG:CG	2.31	0.78
1:G:1183:LEU:HB3	1:G:1192:LEU:CD2	2.14	0.78
1:G:1203:ASN:H	1:G:1208:GLU:HA	1.48	0.78
1:G:195:LEU:O	1:G:195:LEU:HD12	1.83	0.78
1:G:419:VAL:CG1	1:G:426:CYS:SG	2.71	0.78
1:I:195:LEU:O	1:I:195:LEU:HD12	1.83	0.78
1:I:639:LEU:H	1:I:653:ILE:HG21	1.46	0.78
1:I:658:ASP:HB2	1:I:678:ASP:HB2	1.63	0.78
1:K:999:ARG:HG2	1:K:1030:TRP:CG	2.17	0.78
1:K:108:SER:O	1:K:111:ARG:CG	2.31	0.78
1:K:603:ILE:HD12	1:K:604:THR:OG1	1.82	0.78
1:K:771:ASP:HB2	1:K:778:ARG:HB2	1.66	0.78

Continued on next page...

Continued from previous page...

Atom-1	Atom-2	Interatomic distance (Å)	Clash overlap (Å)
1:M:195:LEU:HD12	1:M:195:LEU:O	1.83	0.78
1:C:1183:LEU:HB3	1:C:1192:LEU:HD21	1.64	0.78
1:C:122:ARG:HH21	1:C:126:PHE:HZ	1.24	0.78
1:C:361:TYR:HE2	1:C:370:ILE:HG13	1.46	0.78
1:C:529:TYR:O	1:C:532:ILE:CG2	2.31	0.78
1:E:1194:SER:HB3	1:E:1202:TRP:HZ3	1.47	0.78
1:E:603:ILE:HD12	1:E:604:THR:OG1	1.82	0.78
1:G:217:PRO:HB3	1:G:222:GLU:HG2	1.64	0.78
1:K:241:ILE:C	1:K:242:LEU:HD12	2.02	0.78
5:L:201:HEM:CMC	5:L:201:HEM:HBC2	2.11	0.78
1:M:1233:VAL:HB	1:M:1242:TYR:O	1.83	0.78
1:M:595:LEU:CD1	1:M:1244:LEU:HD22	2.10	0.78
1:A:1183:LEU:HB3	1:A:1192:LEU:HD21	1.64	0.78
1:A:361:TYR:HE2	1:A:370:ILE:HG13	1.45	0.78
1:A:520:ALA:CB	1:A:648:GLU:CA	2.60	0.78
1:C:1183:LEU:HB3	1:C:1192:LEU:CD2	2.14	0.78
1:C:1233:VAL:HB	1:C:1242:TYR:O	1.83	0.78
1:E:1203:ASN:H	1:E:1208:GLU:HA	1.48	0.78
1:I:729:ASP:HB2	1:I:736:ARG:HB2	1.62	0.78
1:I:771:ASP:HB2	1:I:778:ARG:HB2	1.66	0.78
1:K:639:LEU:HD23	1:K:653:ILE:CD1	2.13	0.78
1:M:146:GLU:O	1:M:147:PRO:O	2.01	0.78
1:A:108:SER:O	1:A:111:ARG:CG	2.31	0.78
1:C:1203:ASN:H	1:C:1208:GLU:HA	1.48	0.78
1:C:883:SER:OG	1:C:902:ASP:HB2	1.83	0.78
1:C:999:ARG:HG2	1:C:1030:TRP:CG	2.17	0.78
1:E:866:LEU:HD22	1:E:914:VAL:HB	1.65	0.78
1:E:883:SER:OG	1:E:902:ASP:HB2	1.83	0.78
1:G:614:HIS:HE1	1:G:640:GLN:CG	1.83	0.78
1:G:639:LEU:H	1:G:653:ILE:HG21	1.46	0.78
1:G:903:ASP:O	1:G:904:GLN:HB2	1.83	0.78
1:K:1151:ILE:H	1:K:1167:PRO:HD2	1.46	0.78
1:M:108:SER:O	1:M:111:ARG:CG	2.31	0.78
1:M:639:LEU:H	1:M:653:ILE:HG21	1.47	0.78
1:A:217:PRO:HB3	1:A:222:GLU:HG2	1.64	0.78
1:A:866:LEU:HD22	1:A:914:VAL:HB	1.65	0.78
1:C:1194:SER:HG	1:C:1202:TRP:HE3	1.29	0.78
1:E:108:SER:O	1:E:111:ARG:CG	2.31	0.78
1:E:1233:VAL:HB	1:E:1242:TYR:O	1.83	0.78
1:E:146:GLU:O	1:E:147:PRO:O	2.01	0.78
1:I:597:TRP:CH2	1:I:603:ILE:CD1	2.65	0.78

Continued on next page...

Continued from previous page...

Atom-1	Atom-2	Interatomic distance (Å)	Clash overlap (Å)
1:I:603:ILE:HD12	1:I:604:THR:OG1	1.82	0.78
1:M:1194:SER:HB3	1:M:1202:TRP:HZ3	1.47	0.78
1:M:771:ASP:HB2	1:M:778:ARG:HB2	1.66	0.78
1:A:1183:LEU:HB3	1:A:1192:LEU:CD2	2.13	0.78
1:A:1233:VAL:HB	1:A:1242:TYR:O	1.83	0.78
1:E:658:ASP:HB2	1:E:678:ASP:HB2	1.63	0.78
1:G:603:ILE:HD12	1:G:604:THR:OG1	1.82	0.78
1:K:1194:SER:HB3	1:K:1202:TRP:HZ3	1.47	0.78
1:K:1233:VAL:HB	1:K:1242:TYR:O	1.83	0.78
1:M:364:LEU:HD11	1:M:368:MET:CE	2.14	0.78
1:A:639:LEU:HD23	1:A:653:ILE:CD1	2.13	0.78
1:G:480:CYS:O	1:G:483:TRP:HB2	1.84	0.78
1:I:862:TYR:H	1:I:884:TRP:HD1	1.30	0.78
1:K:264:THR:OG1	1:K:265:ARG:N	2.16	0.78
1:K:480:CYS:O	1:K:483:TRP:HB2	1.84	0.78
1:M:1183:LEU:HB3	1:M:1192:LEU:CD2	2.14	0.78
1:M:529:TYR:O	1:M:532:ILE:CG2	2.31	0.78
1:A:419:VAL:CG1	1:A:426:CYS:SG	2.71	0.78
1:C:364:LEU:HD11	1:C:368:MET:CE	2.14	0.78
1:C:639:LEU:H	1:C:653:ILE:HG21	1.47	0.78
1:E:1183:LEU:HB3	1:E:1192:LEU:HD21	1.64	0.78
1:G:364:LEU:HD11	1:G:368:MET:CE	2.14	0.78
1:C:1151:ILE:H	1:C:1167:PRO:HD2	1.46	0.78
1:C:419:VAL:CG1	1:C:426:CYS:SG	2.71	0.78
1:E:1183:LEU:HB3	1:E:1192:LEU:CD2	2.14	0.78
1:E:1240:ILE:CG2	1:E:1241:LEU:N	2.45	0.78
1:E:334:PHE:CB	1:E:337:ARG:HD2	2.14	0.78
1:G:529:TYR:O	1:G:532:ILE:CG2	2.31	0.78
1:I:217:PRO:HB3	1:I:222:GLU:HG2	1.64	0.78
1:E:1167:PRO:CB	1:E:1202:TRP:CD2	2.63	0.78
1:E:597:TRP:CH2	1:E:603:ILE:CD1	2.65	0.78
1:G:1233:VAL:HB	1:G:1242:TYR:O	1.83	0.78
1:G:771:ASP:HB2	1:G:778:ARG:HB2	1.66	0.78
1:I:108:SER:O	1:I:111:ARG:CG	2.31	0.78
1:I:146:GLU:O	1:I:147:PRO:O	2.01	0.78
1:I:883:SER:OG	1:I:902:ASP:HB2	1.83	0.78
1:I:903:ASP:O	1:I:904:GLN:HB2	1.83	0.78
1:A:883:SER:OG	1:A:902:ASP:HB2	1.83	0.77
1:G:262:LEU:HD21	1:G:270:THR:HG21	1.66	0.77
5:H:201:HEM:CMC	5:H:201:HEM:HBC2	2.11	0.77
1:I:364:LEU:HD11	1:I:368:MET:CE	2.14	0.77

Continued on next page...

Continued from previous page...

Atom-1	Atom-2	Interatomic distance (Å)	Clash overlap (Å)
1:M:419:VAL:CG1	1:M:426:CYS:SG	2.71	0.77
1:M:883:SER:OG	1:M:902:ASP:HB2	1.83	0.77
1:M:902:ASP:CB	2:N:72:LYS:HZ2	1.97	0.77
1:C:217:PRO:HB3	1:C:222:GLU:HG2	1.64	0.77
1:C:639:LEU:HD23	1:C:653:ILE:CD1	2.13	0.77
1:E:529:TYR:O	1:E:532:ILE:CG2	2.31	0.77
1:E:903:ASP:O	1:E:904:GLN:HB2	1.83	0.77
1:G:1183:LEU:HB3	1:G:1192:LEU:HD21	1.64	0.77
1:G:883:SER:OG	1:G:902:ASP:HB2	1.83	0.77
1:G:866:LEU:HD22	1:G:914:VAL:HB	1.65	0.77
1:I:262:LEU:HD21	1:I:270:THR:HG21	1.66	0.77
1:I:529:TYR:O	1:I:532:ILE:CG2	2.31	0.77
1:K:1183:LEU:HB3	1:K:1192:LEU:CD2	2.14	0.77
1:E:140:LEU:O	1:E:140:LEU:HD13	1.84	0.77
1:E:771:ASP:HB2	1:E:778:ARG:HB2	1.66	0.77
1:I:361:TYR:HE2	1:I:370:ILE:HG13	1.46	0.77
1:K:364:LEU:HD11	1:K:368:MET:CE	2.14	0.77
1:M:639:LEU:HD23	1:M:653:ILE:CD1	2.13	0.77
1:A:480:CYS:O	1:A:483:TRP:HB2	1.84	0.77
1:C:1217:GLY:C	1:C:1218:THR:HG23	2.05	0.77
2:D:18:HIS:CE1	2:D:29:GLY:CA	2.66	0.77
1:G:140:LEU:HD13	1:G:140:LEU:O	1.84	0.77
1:G:334:PHE:CB	1:G:337:ARG:HD2	2.14	0.77
1:I:334:PHE:CB	1:I:337:ARG:HD2	2.14	0.77
1:K:140:LEU:O	1:K:140:LEU:HD13	1.84	0.77
1:K:146:GLU:O	1:K:147:PRO:O	2.01	0.77
1:M:386:LEU:HD11	1:M:424:LEU:HD22	1.67	0.77
1:A:364:LEU:HD11	1:A:368:MET:CE	2.14	0.77
1:C:108:SER:O	1:C:111:ARG:CG	2.31	0.77
1:E:262:LEU:HD21	1:E:270:THR:HG21	1.66	0.77
1:E:844:GLN:OE1	1:E:860:SER:HA	1.85	0.77
1:K:595:LEU:CD1	1:K:1244:LEU:HD22	2.10	0.77
1:M:1183:LEU:HB3	1:M:1192:LEU:HD21	1.64	0.77
1:M:140:LEU:HD13	1:M:140:LEU:O	1.84	0.77
1:A:140:LEU:HD13	1:A:140:LEU:O	1.84	0.77
1:A:149:TRP:CH2	1:A:273:VAL:HG11	2.20	0.77
1:C:1179:TRP:HA	1:C:1179:TRP:HE3	1.50	0.77
1:C:1167:PRO:CB	1:C:1202:TRP:CD2	2.63	0.77
1:C:902:ASP:CB	2:D:72:LYS:HZ2	1.98	0.77
1:E:149:TRP:CH2	1:E:273:VAL:HG11	2.20	0.77
1:E:639:LEU:HD23	1:E:653:ILE:CD1	2.13	0.77

Continued on next page...

Continued from previous page...

Atom-1	Atom-2	Interatomic distance (Å)	Clash overlap (Å)
1:I:595:LEU:CD1	1:I:1244:LEU:HD22	2.10	0.77
1:K:903:ASP:O	1:K:904:GLN:HB2	1.83	0.77
1:M:866:LEU:HD22	1:M:914:VAL:HB	1.65	0.77
2:N:18:HIS:CE1	2:N:29:GLY:CA	2.66	0.77
1:A:438:HIS:O	1:A:442:VAL:HG23	1.85	0.77
1:C:264:THR:OG1	1:C:265:ARG:N	2.16	0.77
1:C:932:GLU:OE1	1:C:933:ASN:ND2	2.17	0.77
1:E:364:LEU:HD11	1:E:368:MET:CE	2.14	0.77
1:G:149:TRP:CH2	1:G:273:VAL:HG11	2.20	0.77
1:K:386:LEU:HD11	1:K:424:LEU:HD22	1.67	0.77
1:M:573:THR:O	1:M:577:TYR:HB3	1.85	0.77
1:A:1179:TRP:HA	1:A:1179:TRP:HE3	1.50	0.77
1:A:161:SER:HB2	3:A:1301:DTP:O2A	1.85	0.77
1:A:771:ASP:HB2	1:A:778:ARG:HB2	1.66	0.77
1:C:149:TRP:CH2	1:C:273:VAL:HG11	2.20	0.77
1:C:480:CYS:O	1:C:483:TRP:HB2	1.84	0.77
1:C:771:ASP:HB2	1:C:778:ARG:HB2	1.66	0.77
1:G:573:THR:O	1:G:577:TYR:HB3	1.85	0.77
1:I:1183:LEU:HB3	1:I:1192:LEU:CD2	2.14	0.77
1:I:1183:LEU:HB3	1:I:1192:LEU:HD21	1.64	0.77
1:K:529:TYR:O	1:K:532:ILE:CG2	2.31	0.77
1:K:883:SER:OG	1:K:902:ASP:HB2	1.83	0.77
1:M:179:PRO:HD2	1:M:237:ARG:NH1	1.88	0.77
1:M:513:LYS:O	1:M:517:VAL:HB	1.83	0.77
1:M:903:ASP:O	1:M:904:GLN:HB2	1.83	0.77
1:C:161:SER:HB2	3:C:1301:DTP:O2A	1.85	0.77
1:C:334:PHE:CB	1:C:337:ARG:HD2	2.14	0.77
1:C:595:LEU:CD1	1:C:1201:TRP:CH2	2.67	0.77
1:C:884:TRP:CE3	1:C:885:VAL:O	2.38	0.77
1:E:1176:HIS:HB3	1:E:1218:THR:HG21	1.67	0.77
1:E:1217:GLY:C	1:E:1218:THR:HG23	2.05	0.77
1:E:161:SER:HB2	3:E:1301:DTP:O2A	1.85	0.77
1:G:450:CYS:O	1:G:453:LEU:HG	1.85	0.77
1:I:884:TRP:CE3	1:I:885:VAL:O	2.38	0.77
1:K:334:PHE:CB	1:K:337:ARG:HD2	2.14	0.77
1:K:844:GLN:OE1	1:K:860:SER:HA	1.85	0.77
1:K:884:TRP:CE3	1:K:885:VAL:O	2.38	0.77
1:M:1167:PRO:CB	1:M:1202:TRP:CD2	2.63	0.77
1:M:264:THR:OG1	1:M:265:ARG:N	2.16	0.77
1:M:149:TRP:CH2	1:M:273:VAL:HG11	2.20	0.77
1:C:520:ALA:CB	1:C:648:GLU:CA	2.60	0.77

Continued on next page...

Continued from previous page...

Atom-1	Atom-2	Interatomic distance (Å)	Clash overlap (Å)
1:I:450:CYS:O	1:I:453:LEU:HG	1.85	0.77
1:M:1179:TRP:HE3	1:M:1179:TRP:HA	1.50	0.77
1:M:844:GLN:OE1	1:M:860:SER:HA	1.85	0.77
1:A:573:THR:O	1:A:577:TYR:HB3	1.85	0.76
1:C:1176:HIS:HB3	1:C:1218:THR:HG21	1.67	0.76
1:C:140:LEU:HD13	1:C:140:LEU:O	1.84	0.76
1:C:438:HIS:O	1:C:442:VAL:HG23	1.85	0.76
1:E:1179:TRP:HE3	1:E:1179:TRP:HA	1.50	0.76
1:I:149:TRP:CH2	1:I:273:VAL:HG11	2.20	0.76
2:J:18:HIS:CE1	2:J:29:GLY:CA	2.66	0.76
1:K:450:CYS:O	1:K:453:LEU:HG	1.85	0.76
1:M:161:SER:HB2	3:M:1301:DTP:O2A	1.85	0.76
1:M:285:SER:O	1:M:319:GLY:CA	2.29	0.76
1:M:438:HIS:O	1:M:442:VAL:HG23	1.85	0.76
1:A:179:PRO:HD2	1:A:237:ARG:NH1	1.88	0.76
1:A:884:TRP:CE3	1:A:885:VAL:O	2.38	0.76
1:C:903:ASP:O	1:C:904:GLN:HB2	1.83	0.76
1:G:1176:HIS:HB3	1:G:1218:THR:HG21	1.67	0.76
1:G:932:GLU:OE1	1:G:933:ASN:ND2	2.18	0.76
1:I:480:CYS:O	1:I:483:TRP:HB2	1.84	0.76
1:I:932:GLU:OE1	1:I:933:ASN:ND2	2.18	0.76
1:K:1183:LEU:HB3	1:K:1192:LEU:HD21	1.64	0.76
1:K:262:LEU:HD21	1:K:270:THR:HG21	1.66	0.76
1:A:334:PHE:CB	1:A:337:ARG:HD2	2.14	0.76
1:E:450:CYS:O	1:E:453:LEU:HG	1.85	0.76
1:E:932:GLU:OE1	1:E:933:ASN:ND2	2.17	0.76
1:G:146:GLU:O	1:G:147:PRO:O	2.01	0.76
1:G:884:TRP:CE3	1:G:885:VAL:O	2.38	0.76
1:I:386:LEU:HD11	1:I:424:LEU:HD22	1.67	0.76
1:I:573:THR:O	1:I:577:TYR:HB3	1.85	0.76
1:I:844:GLN:OE1	1:I:860:SER:HA	1.85	0.76
1:I:866:LEU:HD22	1:I:914:VAL:HB	1.65	0.76
1:K:1167:PRO:CB	1:K:1202:TRP:CD2	2.63	0.76
1:K:1218:THR:O	1:K:1236:ASP:CB	2.32	0.76
1:K:149:TRP:CH2	1:K:273:VAL:HG11	2.20	0.76
1:K:573:THR:O	1:K:577:TYR:HB3	1.85	0.76
1:K:866:LEU:HD22	1:K:914:VAL:HB	1.65	0.76
2:L:18:HIS:CE1	2:L:29:GLY:CA	2.66	0.76
1:M:334:PHE:CB	1:M:337:ARG:HD2	2.14	0.76
1:M:614:HIS:HE1	1:M:640:GLN:CG	1.83	0.76
1:C:862:TYR:HE2	1:C:881:HIS:H	1.28	0.76

Continued on next page...

Continued from previous page...

Atom-1	Atom-2	Interatomic distance (Å)	Clash overlap (Å)
1:G:1167:PRO:CB	1:G:1202:TRP:CD2	2.63	0.76
1:G:386:LEU:HD11	1:G:424:LEU:HD22	1.67	0.76
1:I:140:LEU:O	1:I:140:LEU:HD13	1.84	0.76
1:K:1179:TRP:HA	1:K:1179:TRP:HE3	1.50	0.76
1:K:1217:GLY:C	1:K:1218:THR:HG23	2.05	0.76
1:M:262:LEU:HD21	1:M:270:THR:HG21	1.66	0.76
1:A:844:GLN:OE1	1:A:860:SER:HA	1.85	0.76
1:A:932:GLU:OE1	1:A:933:ASN:ND2	2.17	0.76
1:C:844:GLN:OE1	1:C:860:SER:HA	1.85	0.76
1:G:1179:TRP:HA	1:G:1179:TRP:HE3	1.50	0.76
1:G:161:SER:HB2	3:G:1301:DTP:O2A	1.85	0.76
1:I:427:ASP:OD2	1:I:434:ARG:HG2	1.86	0.76
1:K:161:SER:HB2	3:K:1301:DTP:O2A	1.85	0.76
1:K:453:LEU:CD1	1:K:454:GLN:HE21	1.97	0.76
1:K:932:GLU:OE1	1:K:933:ASN:ND2	2.18	0.76
1:M:480:CYS:O	1:M:483:TRP:HB2	1.84	0.76
1:M:920:VAL:HG12	1:M:921:MET:H	1.51	0.76
1:A:264:THR:OG1	1:A:265:ARG:N	2.16	0.76
1:A:427:ASP:OD2	1:A:434:ARG:HG2	1.86	0.76
1:A:597:TRP:CH2	1:A:603:ILE:CD1	2.65	0.76
1:E:657:GLU:HG2	1:E:680:LYS:HZ2	1.48	0.76
1:E:862:TYR:HE2	1:E:881:HIS:H	1.28	0.76
1:E:884:TRP:CE3	1:E:885:VAL:O	2.38	0.76
1:G:597:TRP:CH2	1:G:603:ILE:CD1	2.65	0.76
1:G:658:ASP:OD2	1:G:677:VAL:CB	2.34	0.76
1:I:1194:SER:CB	1:I:1202:TRP:CE3	2.69	0.76
1:A:561:PRO:O	1:A:563:ILE:HD13	1.86	0.76
1:C:386:LEU:HD11	1:C:424:LEU:HD22	1.67	0.76
1:C:450:CYS:O	1:C:453:LEU:HG	1.85	0.76
1:E:480:CYS:O	1:E:483:TRP:HB2	1.84	0.76
1:G:1217:GLY:C	1:G:1218:THR:HG23	2.05	0.76
1:G:427:ASP:OD2	1:G:434:ARG:HG2	1.86	0.76
1:G:438:HIS:O	1:G:442:VAL:HG23	1.85	0.76
1:I:461:ILE:CD1	1:I:491:MET:HG2	2.16	0.76
1:K:1048:LYS:H	1:K:1062:SER:HA	1.51	0.76
1:M:561:PRO:O	1:M:563:ILE:HD13	1.86	0.76
1:M:884:TRP:CE3	1:M:885:VAL:O	2.38	0.76
5:B:201:HEM:HBC2	5:B:201:HEM:CMC	2.11	0.76
1:C:554:LEU:HD11	1:C:1214:TYR:CE1	2.21	0.76
1:G:179:PRO:CG	1:G:237:ARG:NH1	2.49	0.76
1:G:657:GLU:HG2	1:G:680:LYS:HZ1	1.49	0.76

Continued on next page...

Continued from previous page...

Atom-1	Atom-2	Interatomic distance (Å)	Clash overlap (Å)
1:G:844:GLN:OE1	1:G:860:SER:HA	1.85	0.76
1:G:862:TYR:HE2	1:G:881:HIS:H	1.28	0.76
1:I:1194:SER:HB3	1:I:1202:TRP:HZ3	1.47	0.76
1:I:1176:HIS:HB3	1:I:1218:THR:HG21	1.67	0.76
1:I:948:LEU:CD1	1:I:957:ASP:OD2	2.34	0.76
1:K:561:PRO:O	1:K:563:ILE:HD13	1.86	0.76
1:M:1048:LYS:H	1:M:1062:SER:HA	1.51	0.76
1:M:875:VAL:HG12	1:M:915:CYS:HA	1.68	0.76
1:A:554:LEU:HD11	1:A:1214:TYR:CE1	2.21	0.76
1:A:658:ASP:OD2	1:A:677:VAL:CB	2.34	0.76
1:C:1194:SER:CB	1:C:1202:TRP:CE3	2.69	0.76
1:E:1194:SER:CB	1:E:1202:TRP:CE3	2.69	0.76
1:E:264:THR:OG1	1:E:265:ARG:N	2.16	0.76
1:I:1048:LYS:H	1:I:1062:SER:HA	1.51	0.76
1:I:438:HIS:O	1:I:442:VAL:HG23	1.85	0.76
1:M:461:ILE:CD1	1:M:491:MET:HG2	2.16	0.76
1:M:637:LYS:HA	1:M:660:VAL:HG23	1.68	0.76
1:A:1176:HIS:O	1:A:1197:GLY:HA3	1.86	0.75
1:A:159:GLY:CA	3:A:1301:DTP:O1A	2.35	0.75
1:A:262:LEU:HD21	1:A:270:THR:HG21	1.66	0.75
1:A:386:LEU:HD11	1:A:424:LEU:HD22	1.67	0.75
1:A:862:TYR:H	1:A:884:TRP:HD1	1.31	0.75
1:A:903:ASP:O	1:A:904:GLN:HB2	1.83	0.75
1:C:262:LEU:HD21	1:C:270:THR:HG21	1.66	0.75
1:C:573:THR:O	1:C:577:TYR:HB3	1.85	0.75
1:E:595:LEU:CD1	1:E:1201:TRP:CH2	2.67	0.75
1:E:179:PRO:CG	1:E:237:ARG:NH1	2.49	0.75
1:G:1194:SER:HB2	1:G:1202:TRP:CE3	2.21	0.75
1:G:283:GLU:OE2	1:G:284:SER:N	2.19	0.75
1:G:554:LEU:HD11	1:G:1214:TYR:CE1	2.21	0.75
1:K:1194:SER:CB	1:K:1202:TRP:CE3	2.69	0.75
1:M:932:GLU:OE1	1:M:933:ASN:ND2	2.18	0.75
1:A:1048:LYS:H	1:A:1062:SER:HA	1.51	0.75
1:A:1176:HIS:HB3	1:A:1218:THR:HG21	1.67	0.75
1:E:554:LEU:HD11	1:E:1214:TYR:CE1	2.21	0.75
1:E:119:VAL:HG12	1:E:184:TRP:CE3	2.21	0.75
2:H:18:HIS:CE1	2:H:29:GLY:CA	2.66	0.75
1:I:1179:TRP:HA	1:I:1179:TRP:HE3	1.50	0.75
1:I:1194:SER:HB2	1:I:1202:TRP:CE3	2.20	0.75
1:I:179:PRO:CG	1:I:237:ARG:NH1	2.49	0.75
1:K:427:ASP:OD2	1:K:434:ARG:HG2	1.86	0.75

Continued on next page...

Continued from previous page...

Atom-1	Atom-2	Interatomic distance (Å)	Clash overlap (Å)
1:K:875:VAL:HG12	1:K:915:CYS:HA	1.68	0.75
1:A:1194:SER:CB	1:A:1202:TRP:CE3	2.69	0.75
1:A:1194:SER:HB2	1:A:1202:TRP:CE3	2.20	0.75
1:A:948:LEU:CD1	1:A:957:ASP:OD2	2.34	0.75
1:E:386:LEU:HD11	1:E:424:LEU:HD22	1.67	0.75
1:E:658:ASP:OD2	1:E:677:VAL:CB	2.34	0.75
1:I:159:GLY:CA	3:I:1301:DTP:O1A	2.34	0.75
1:I:119:VAL:HG12	1:I:184:TRP:CE3	2.21	0.75
1:I:658:ASP:OD2	1:I:677:VAL:CB	2.34	0.75
1:I:875:VAL:HG12	1:I:915:CYS:HA	1.68	0.75
1:A:637:LYS:HA	1:A:660:VAL:HG23	1.67	0.75
1:A:875:VAL:HG12	1:A:915:CYS:HA	1.68	0.75
1:C:461:ILE:CD1	1:C:491:MET:HG2	2.16	0.75
1:G:1194:SER:CB	1:G:1202:TRP:CE3	2.69	0.75
1:G:317:CYS:SG	1:G:323:VAL:HG12	2.27	0.75
1:G:637:LYS:HA	1:G:660:VAL:HG23	1.67	0.75
1:G:875:VAL:HG12	1:G:915:CYS:HA	1.68	0.75
1:I:161:SER:HB2	3:I:1301:DTP:O2A	1.85	0.75
1:I:283:GLU:OE2	1:I:284:SER:N	2.19	0.75
1:A:450:CYS:O	1:A:453:LEU:HG	1.85	0.75
1:C:1199:ILE:HD11	1:C:1232:TYR:CE2	2.22	0.75
1:C:427:ASP:OD2	1:C:434:ARG:HG2	1.86	0.75
1:C:597:TRP:CH2	1:C:603:ILE:CD1	2.65	0.75
1:E:1194:SER:HB2	1:E:1202:TRP:CE3	2.21	0.75
1:E:159:GLY:CA	3:E:1301:DTP:O1A	2.35	0.75
1:E:438:HIS:O	1:E:442:VAL:HG23	1.85	0.75
1:G:159:GLY:CA	3:G:1301:DTP:O1A	2.35	0.75
1:I:1217:GLY:C	1:I:1218:THR:HG23	2.05	0.75
1:I:554:LEU:HD11	1:I:1214:TYR:CE1	2.21	0.75
1:K:438:HIS:O	1:K:442:VAL:HG23	1.85	0.75
1:K:637:LYS:HA	1:K:660:VAL:HG23	1.67	0.75
1:M:179:PRO:CG	1:M:237:ARG:NH1	2.49	0.75
1:C:1048:LYS:H	1:C:1062:SER:HA	1.51	0.75
1:C:1194:SER:HB2	1:C:1202:TRP:CE3	2.21	0.75
1:C:561:PRO:O	1:C:563:ILE:HD13	1.86	0.75
1:C:862:TYR:H	1:C:884:TRP:HD1	1.31	0.75
1:E:573:THR:O	1:E:577:TYR:HB3	1.85	0.75
1:G:1048:LYS:H	1:G:1062:SER:HA	1.51	0.75
1:G:595:LEU:CD1	1:G:1201:TRP:CH2	2.67	0.75
1:G:1218:THR:O	1:G:1236:ASP:CB	2.32	0.75
1:G:461:ILE:CD1	1:G:491:MET:HG2	2.16	0.75

Continued on next page...

Continued from previous page...

Atom-1	Atom-2	Interatomic distance (Å)	Clash overlap (Å)
1:I:1199:ILE:HD11	1:I:1232:TYR:CE2	2.22	0.75
1:K:159:GLY:CA	3:K:1301:DTP:O1A	2.34	0.75
1:K:461:ILE:CD1	1:K:491:MET:HG2	2.16	0.75
1:K:920:VAL:HG12	1:K:921:MET:H	1.51	0.75
1:M:1183:LEU:HD12	1:M:1183:LEU:N	2.02	0.75
1:M:1194:SER:HB2	1:M:1202:TRP:CE3	2.21	0.75
1:M:554:LEU:HD11	1:M:1214:TYR:CE1	2.21	0.75
1:A:597:TRP:CZ2	1:A:603:ILE:HG12	2.22	0.75
1:C:1183:LEU:N	1:C:1183:LEU:HD12	2.02	0.75
1:C:322:LEU:CD1	1:C:364:LEU:CD2	2.42	0.75
1:E:461:ILE:CD1	1:E:491:MET:HG2	2.16	0.75
1:E:875:VAL:HG12	1:E:915:CYS:HA	1.68	0.75
1:G:1199:ILE:HD11	1:G:1232:TYR:CE2	2.22	0.75
1:G:513:LYS:HD3	1:G:522:LEU:HG	1.69	0.75
1:I:561:PRO:O	1:I:563:ILE:HD13	1.86	0.75
1:K:1176:HIS:O	1:K:1197:GLY:HA3	1.87	0.75
1:K:119:VAL:HG12	1:K:184:TRP:CE3	2.21	0.75
1:K:520:ALA:HB2	1:K:648:GLU:HA	1.69	0.75
1:M:597:TRP:CH2	1:M:603:ILE:CD1	2.65	0.75
1:A:179:PRO:CG	1:A:237:ARG:NH1	2.49	0.75
1:A:520:ALA:HB2	1:A:648:GLU:HA	1.69	0.75
1:A:513:LYS:HD3	1:A:522:LEU:HG	1.69	0.75
1:C:597:TRP:CZ2	1:C:603:ILE:HG12	2.22	0.75
1:C:658:ASP:OD2	1:C:677:VAL:CB	2.34	0.75
1:E:1199:ILE:HD11	1:E:1232:TYR:CE2	2.22	0.75
1:E:920:VAL:HG12	1:E:921:MET:H	1.51	0.75
1:G:597:TRP:CZ2	1:G:603:ILE:HG12	2.22	0.75
1:G:902:ASP:CB	2:H:72:LYS:HZ2	2.00	0.75
1:K:1194:SER:HB2	1:K:1202:TRP:CE3	2.21	0.75
1:K:1199:ILE:HD11	1:K:1232:TYR:CE2	2.22	0.75
1:M:159:GLY:CA	3:M:1301:DTP:O1A	2.35	0.75
1:C:875:VAL:HG12	1:C:915:CYS:HA	1.68	0.75
1:C:920:VAL:HG12	1:C:921:MET:H	1.51	0.75
1:C:931:GLN:O	1:C:932:GLU:CB	2.35	0.75
1:E:146:GLU:OE1	1:E:147:PRO:HD3	1.87	0.75
1:E:427:ASP:OD2	1:E:434:ARG:HG2	1.86	0.75
1:E:551:ASN:O	1:E:555:LEU:HB2	1.87	0.75
1:E:597:TRP:CZ2	1:E:603:ILE:HG12	2.22	0.75
1:G:928:VAL:HG12	1:G:937:VAL:CA	2.17	0.75
1:K:179:PRO:HD2	1:K:237:ARG:NH1	1.88	0.75
1:K:551:ASN:O	1:K:555:LEU:HB2	1.87	0.75

Continued on next page...

Continued from previous page...

Atom-1	Atom-2	Interatomic distance (Å)	Clash overlap (Å)
1:K:948:LEU:CD1	1:K:957:ASP:OD2	2.34	0.75
1:M:1194:SER:CB	1:M:1202:TRP:CE3	2.69	0.75
1:M:119:VAL:HG12	1:M:184:TRP:CE3	2.21	0.75
1:M:283:GLU:OE2	1:M:284:SER:N	2.19	0.75
1:M:513:LYS:HD3	1:M:522:LEU:HG	1.69	0.75
1:A:1193:ILE:HG12	1:A:1201:TRP:CD1	2.22	0.74
1:A:927:ASP:O	1:A:938:LEU:CB	2.24	0.74
1:C:1193:ILE:HG12	1:C:1201:TRP:CD1	2.22	0.74
1:C:1247:LEU:HD12	1:C:1248:GLU:N	2.02	0.74
1:C:159:GLY:CA	3:C:1301:DTP:O1A	2.35	0.74
1:C:179:PRO:CG	1:C:237:ARG:NH1	2.49	0.74
1:C:513:LYS:HD3	1:C:522:LEU:HG	1.69	0.74
1:E:1048:LYS:H	1:E:1062:SER:HA	1.51	0.74
1:E:1183:LEU:HD12	1:E:1183:LEU:N	2.02	0.74
1:E:1176:HIS:O	1:E:1197:GLY:HA3	1.86	0.74
1:E:409:GLU:HG3	1:G:340:TYR:CZ	2.22	0.74
1:E:637:LYS:HA	1:E:660:VAL:HG23	1.67	0.74
1:G:1171:GLU:CG	1:G:1172:GLY:H	2.00	0.74
1:G:119:VAL:HG12	1:G:184:TRP:CE3	2.21	0.74
1:G:127:VAL:HG21	1:G:294:ILE:HG13	1.69	0.74
1:G:881:HIS:CE1	1:G:901:SER:CB	2.70	0.74
1:I:637:LYS:HA	1:I:660:VAL:HG23	1.67	0.74
1:K:483:TRP:O	1:K:487:LEU:HB3	1.87	0.74
1:M:1199:ILE:HD11	1:M:1232:TYR:CE2	2.22	0.74
1:M:1217:GLY:C	1:M:1218:THR:HG23	2.05	0.74
1:M:450:CYS:O	1:M:453:LEU:HG	1.85	0.74
1:A:551:ASN:O	1:A:555:LEU:HB2	1.87	0.74
1:C:1176:HIS:O	1:C:1197:GLY:HA3	1.86	0.74
1:C:127:VAL:HG21	1:C:294:ILE:HG13	1.69	0.74
1:C:881:HIS:ND1	1:C:901:SER:CB	2.48	0.74
1:E:1247:LEU:HD12	1:E:1248:GLU:N	2.02	0.74
1:E:513:LYS:HD3	1:E:522:LEU:HG	1.69	0.74
1:G:1193:ILE:HG12	1:G:1201:TRP:CD1	2.22	0.74
1:G:409:GLU:HG3	1:I:340:TYR:CZ	2.22	0.74
1:I:146:GLU:OE1	1:I:147:PRO:HD3	1.87	0.74
1:I:317:CYS:SG	1:I:323:VAL:HG12	2.27	0.74
1:K:1183:LEU:N	1:K:1183:LEU:HD12	2.02	0.74
1:K:127:VAL:HG21	1:K:294:ILE:HG13	1.69	0.74
1:M:1176:HIS:O	1:M:1197:GLY:HA3	1.86	0.74
1:M:928:VAL:HG12	1:M:937:VAL:CA	2.17	0.74
1:A:920:VAL:HG12	1:A:921:MET:H	1.51	0.74

Continued on next page...

Continued from previous page...

Atom-1	Atom-2	Interatomic distance (Å)	Clash overlap (Å)
1:E:1193:ILE:HG12	1:E:1201:TRP:CD1	2.22	0.74
1:E:483:TRP:O	1:E:487:LEU:HB3	1.88	0.74
2:F:18:HIS:CE1	2:F:30:PRO:HD2	2.22	0.74
2:F:18:HIS:CE1	2:F:29:GLY:CA	2.66	0.74
1:G:1176:HIS:O	1:G:1197:GLY:HA3	1.86	0.74
1:G:948:LEU:CD1	1:G:957:ASP:OD2	2.34	0.74
1:I:595:LEU:CD1	1:I:1201:TRP:CH2	2.67	0.74
1:I:513:LYS:HD3	1:I:522:LEU:HG	1.69	0.74
1:K:1176:HIS:HB3	1:K:1218:THR:HG21	1.67	0.74
1:K:137:GLN:HE21	1:K:173:LEU:HB3	1.53	0.74
1:M:881:HIS:CE1	1:M:901:SER:CB	2.70	0.74
1:A:119:VAL:HG12	1:A:184:TRP:CE3	2.21	0.74
1:A:146:GLU:OE1	1:A:147:PRO:HD3	1.87	0.74
1:A:322:LEU:CD1	1:A:364:LEU:CD2	2.41	0.74
1:A:359:TYR:CE1	1:A:361:TYR:HD1	2.06	0.74
1:A:453:LEU:CD1	1:A:454:GLN:HE21	1.97	0.74
1:A:561:PRO:HB3	1:A:1214:TYR:CE2	2.23	0.74
1:C:119:VAL:HG12	1:C:184:TRP:CE3	2.21	0.74
1:C:483:TRP:O	1:C:487:LEU:HB3	1.87	0.74
1:G:862:TYR:H	1:G:884:TRP:HD1	1.31	0.74
1:I:1176:HIS:O	1:I:1197:GLY:HA3	1.87	0.74
1:I:1193:ILE:HG12	1:I:1201:TRP:CD1	2.22	0.74
1:K:1193:ILE:HG12	1:K:1201:TRP:CD1	2.22	0.74
1:K:179:PRO:CG	1:K:237:ARG:NH1	2.49	0.74
1:K:513:LYS:HD3	1:K:522:LEU:HG	1.69	0.74
1:M:1194:SER:HG	1:M:1202:TRP:HE3	1.35	0.74
1:M:137:GLN:HE21	1:M:173:LEU:HB3	1.53	0.74
1:M:364:LEU:CD1	1:M:368:MET:HE1	2.17	0.74
1:M:597:TRP:CZ2	1:M:603:ILE:HG12	2.22	0.74
1:M:862:TYR:H	1:M:884:TRP:HD1	1.31	0.74
1:M:866:LEU:HD22	1:M:914:VAL:CG1	2.18	0.74
1:A:283:GLU:OE2	1:A:284:SER:N	2.19	0.74
1:C:137:GLN:HE21	1:C:173:LEU:HB3	1.53	0.74
1:K:554:LEU:HD11	1:K:1214:TYR:CE1	2.21	0.74
1:K:928:VAL:HG12	1:K:937:VAL:CA	2.17	0.74
1:A:317:CYS:SG	1:A:323:VAL:HG12	2.27	0.74
1:A:461:ILE:CD1	1:A:491:MET:HG2	2.16	0.74
1:A:928:VAL:HG12	1:A:937:VAL:CA	2.17	0.74
1:G:1247:LEU:HD12	1:G:1248:GLU:N	2.02	0.74
1:I:322:LEU:CD1	1:I:364:LEU:CD2	2.42	0.74
1:I:551:ASN:O	1:I:555:LEU:HB2	1.87	0.74

Continued on next page...

Continued from previous page...

Atom-1	Atom-2	Interatomic distance (Å)	Clash overlap (Å)
1:K:285:SER:O	1:K:319:GLY:CA	2.29	0.74
1:M:1176:HIS:HB3	1:M:1218:THR:HG21	1.67	0.74
1:M:427:ASP:OD2	1:M:434:ARG:HG2	1.86	0.74
1:M:453:LEU:CD1	1:M:454:GLN:HE21	1.97	0.74
1:A:1247:LEU:HD12	1:A:1248:GLU:N	2.02	0.74
1:A:595:LEU:CG	1:A:1244:LEU:HD13	2.18	0.74
1:A:881:HIS:CE1	1:A:901:SER:CB	2.70	0.74
1:A:862:TYR:HE2	1:A:881:HIS:H	1.28	0.74
1:A:931:GLN:O	1:A:932:GLU:CB	2.35	0.74
1:G:137:GLN:HE21	1:G:173:LEU:HB3	1.53	0.74
1:G:881:HIS:ND1	1:G:901:SER:CB	2.48	0.74
1:I:1183:LEU:HD12	1:I:1183:LEU:N	2.02	0.74
1:I:597:TRP:CZ2	1:I:603:ILE:HG12	2.22	0.74
2:L:18:HIS:CE1	2:L:30:PRO:HD2	2.22	0.74
1:M:1193:ILE:HG12	1:M:1201:TRP:CD1	2.22	0.74
1:M:146:GLU:OE1	1:M:147:PRO:HD3	1.87	0.74
1:M:317:CYS:SG	1:M:323:VAL:HG12	2.27	0.74
1:A:603:ILE:HD13	1:A:1242:TYR:CE1	2.23	0.74
1:A:483:TRP:O	1:A:487:LEU:HB3	1.87	0.74
1:C:317:CYS:SG	1:C:323:VAL:HG12	2.27	0.74
1:C:551:ASN:O	1:C:555:LEU:HB2	1.87	0.74
1:C:866:LEU:HD22	1:C:914:VAL:CG1	2.18	0.74
1:E:595:LEU:CG	1:E:1244:LEU:HD13	2.18	0.74
1:E:317:CYS:SG	1:E:323:VAL:HG12	2.27	0.74
1:E:520:ALA:HB2	1:E:648:GLU:HA	1.69	0.74
1:G:1183:LEU:HD12	1:G:1183:LEU:N	2.02	0.74
1:G:595:LEU:CG	1:G:1244:LEU:HD13	2.18	0.74
1:G:603:ILE:HD13	1:G:1242:TYR:CE1	2.23	0.74
1:I:137:GLN:HE21	1:I:173:LEU:HB3	1.53	0.74
1:K:595:LEU:CD1	1:K:1201:TRP:CH2	2.67	0.74
1:M:595:LEU:CG	1:M:1244:LEU:HD13	2.18	0.74
1:A:1217:GLY:C	1:A:1218:THR:HG23	2.05	0.74
1:A:1199:ILE:HD11	1:A:1232:TYR:CE2	2.22	0.74
1:A:122:ARG:HH21	1:A:126:PHE:HZ	1.24	0.74
1:A:127:VAL:HG21	1:A:294:ILE:HG13	1.69	0.74
1:A:457:HIS:CG	1:A:493:SER:CB	2.64	0.74
1:C:595:LEU:CG	1:C:1244:LEU:HD13	2.18	0.74
1:C:146:GLU:OE1	1:C:147:PRO:HD3	1.87	0.74
1:C:409:GLU:HG3	1:E:340:TYR:CZ	2.22	0.74
1:C:637:LYS:HA	1:C:660:VAL:HG23	1.67	0.74
1:E:558:GLN:CB	1:E:559:PRO:HD3	2.18	0.74

Continued on next page...

Continued from previous page...

Atom-1	Atom-2	Interatomic distance (Å)	Clash overlap (Å)
1:G:931:GLN:O	1:G:932:GLU:CB	2.35	0.74
1:K:283:GLU:OE2	1:K:284:SER:N	2.19	0.74
1:K:535:GLU:HA	1:K:538:CYS:SG	2.28	0.74
1:K:603:ILE:HD13	1:K:1242:TYR:CE1	2.23	0.74
1:A:1167:PRO:CB	1:A:1202:TRP:CD2	2.63	0.74
1:C:359:TYR:CE1	1:C:361:TYR:HD1	2.06	0.74
1:E:881:HIS:ND1	1:E:901:SER:CB	2.48	0.74
1:E:866:LEU:HD22	1:E:914:VAL:CG1	2.18	0.74
1:E:928:VAL:HG12	1:E:937:VAL:CA	2.17	0.74
1:E:948:LEU:CD1	1:E:957:ASP:OD2	2.34	0.74
1:G:924:GLN:HB3	1:G:1238:LEU:CG	2.17	0.74
1:G:561:PRO:O	1:G:563:ILE:HD13	1.86	0.74
1:I:595:LEU:CG	1:I:1244:LEU:HD13	2.18	0.74
1:I:657:GLU:HG2	1:I:680:LYS:HZ1	1.51	0.74
1:I:920:VAL:HG12	1:I:921:MET:H	1.51	0.74
1:K:595:LEU:CG	1:K:1244:LEU:HD13	2.18	0.74
1:K:359:TYR:CE1	1:K:361:TYR:HD1	2.06	0.74
1:K:658:ASP:OD2	1:K:677:VAL:CB	2.34	0.74
1:K:866:LEU:HD22	1:K:914:VAL:CG1	2.18	0.74
1:M:931:GLN:O	1:M:932:GLU:CB	2.35	0.74
1:A:1183:LEU:HD12	1:A:1183:LEU:N	2.02	0.73
1:A:924:GLN:HB3	1:A:1238:LEU:CG	2.17	0.73
1:A:557:ARG:HG3	1:A:559:PRO:HD2	1.70	0.73
1:A:866:LEU:HD22	1:A:914:VAL:CG1	2.18	0.73
2:B:18:HIS:CE1	2:B:29:GLY:CA	2.66	0.73
1:C:283:GLU:OE2	1:C:284:SER:N	2.19	0.73
1:C:558:GLN:CB	1:C:559:PRO:HD3	2.18	0.73
1:E:561:PRO:O	1:E:563:ILE:HD13	1.86	0.73
1:E:603:ILE:HD13	1:E:1242:TYR:CE1	2.23	0.73
1:E:881:HIS:CE1	1:E:901:SER:CB	2.70	0.73
1:E:924:GLN:HB3	1:E:1238:LEU:CG	2.17	0.73
1:G:359:TYR:CE1	1:G:361:TYR:HD1	2.06	0.73
1:G:453:LEU:CD1	1:G:454:GLN:HE21	1.97	0.73
1:G:551:ASN:O	1:G:555:LEU:HB2	1.87	0.73
1:G:558:GLN:CB	1:G:559:PRO:HD3	2.18	0.73
1:G:866:LEU:HD22	1:G:914:VAL:CG1	2.18	0.73
1:G:920:VAL:HG12	1:G:921:MET:H	1.51	0.73
1:I:409:GLU:HG3	1:K:340:TYR:CZ	2.22	0.73
1:K:146:GLU:OE1	1:K:147:PRO:HD3	1.87	0.73
1:K:317:CYS:SG	1:K:323:VAL:HG12	2.27	0.73
1:K:597:TRP:CZ2	1:K:603:ILE:HG12	2.22	0.73

Continued on next page...

Continued from previous page...

Atom-1	Atom-2	Interatomic distance (Å)	Clash overlap (Å)
1:K:657:GLU:HG2	1:K:680:LYS:HZ2	1.50	0.73
1:M:1247:LEU:HD12	1:M:1248:GLU:N	2.02	0.73
1:M:558:GLN:CB	1:M:559:PRO:HD3	2.18	0.73
1:M:561:PRO:HB3	1:M:1214:TYR:CE2	2.23	0.73
1:M:658:ASP:OD2	1:M:677:VAL:CB	2.34	0.73
2:N:18:HIS:CE1	2:N:30:PRO:HD2	2.22	0.73
1:C:561:PRO:HB3	1:C:1214:TYR:CE2	2.23	0.73
1:C:881:HIS:CE1	1:C:901:SER:CB	2.70	0.73
1:E:561:PRO:HB3	1:E:1214:TYR:CE2	2.23	0.73
1:G:928:VAL:HG22	1:G:1224:HIS:CE1	2.23	0.73
1:G:561:PRO:HB3	1:G:1214:TYR:CE2	2.23	0.73
1:I:558:GLN:CB	1:I:559:PRO:HD3	2.18	0.73
1:K:1247:LEU:HD12	1:K:1248:GLU:N	2.02	0.73
1:K:558:GLN:CB	1:K:559:PRO:HD3	2.18	0.73
1:C:334:PHE:HB2	1:C:337:ARG:HD2	1.71	0.73
1:G:264:THR:OG1	1:G:265:ARG:N	2.16	0.73
1:I:924:GLN:HB3	1:I:1238:LEU:CG	2.17	0.73
1:I:1247:LEU:HD12	1:I:1248:GLU:N	2.02	0.73
1:I:127:VAL:HG21	1:I:294:ILE:HG13	1.69	0.73
1:I:483:TRP:O	1:I:487:LEU:HB3	1.87	0.73
1:K:322:LEU:CD1	1:K:364:LEU:CD2	2.42	0.73
1:K:928:VAL:HG22	1:K:1224:HIS:CE1	2.23	0.73
1:M:359:TYR:CE1	1:M:361:TYR:HD1	2.06	0.73
1:M:483:TRP:O	1:M:487:LEU:HB3	1.87	0.73
1:M:557:ARG:HG3	1:M:559:PRO:HD2	1.70	0.73
1:M:928:VAL:HG22	1:M:1224:HIS:CE1	2.23	0.73
1:A:558:GLN:CB	1:A:559:PRO:HD3	2.18	0.73
1:G:535:GLU:HA	1:G:538:CYS:SG	2.28	0.73
1:I:1171:GLU:CG	1:I:1172:GLY:H	2.00	0.73
1:I:928:VAL:HG12	1:I:937:VAL:CA	2.17	0.73
1:K:862:TYR:H	1:K:884:TRP:HD1	1.30	0.73
1:M:924:GLN:HB3	1:M:1238:LEU:CG	2.17	0.73
1:M:582:LEU:O	1:M:582:LEU:HD23	1.89	0.73
1:A:535:GLU:HA	1:A:538:CYS:SG	2.28	0.73
1:A:582:LEU:HD23	1:A:582:LEU:O	1.89	0.73
1:C:603:ILE:HD13	1:C:1242:TYR:CE1	2.23	0.73
1:C:457:HIS:CG	1:C:493:SER:CB	2.64	0.73
1:C:643:LYS:HD3	1:C:646:THR:HG22	1.71	0.73
1:E:283:GLU:OE2	1:E:284:SER:N	2.19	0.73
1:E:453:LEU:CD1	1:E:454:GLN:HE21	1.97	0.73
1:I:582:LEU:O	1:I:582:LEU:HD23	1.89	0.73

Continued on next page...

Continued from previous page...

Atom-1	Atom-2	Interatomic distance (Å)	Clash overlap (Å)
1:I:931:GLN:O	1:I:932:GLU:CB	2.35	0.73
1:M:595:LEU:CD1	1:M:1201:TRP:CH2	2.67	0.73
1:A:137:GLN:HE21	1:A:173:LEU:HB3	1.53	0.73
1:A:480:CYS:HA	1:A:483:TRP:HD1	1.54	0.73
1:C:285:SER:O	1:C:319:GLY:CA	2.29	0.73
1:C:643:LYS:HD3	1:C:646:THR:CG2	2.19	0.73
1:E:359:TYR:CE1	1:E:361:TYR:HD1	2.06	0.73
1:G:1233:VAL:HG12	1:G:1243:ILE:HA	1.71	0.73
1:I:1233:VAL:HG12	1:I:1243:ILE:HA	1.71	0.73
1:I:866:LEU:HD22	1:I:914:VAL:CG1	2.18	0.73
1:K:924:GLN:HB3	1:K:1238:LEU:CG	2.17	0.73
1:K:1233:VAL:HG12	1:K:1243:ILE:HA	1.71	0.73
1:K:561:PRO:HB3	1:K:1214:TYR:CE2	2.23	0.73
1:K:881:HIS:CE1	1:K:899:THR:O	2.42	0.73
1:K:931:GLN:O	1:K:932:GLU:CB	2.35	0.73
1:M:551:ASN:O	1:M:555:LEU:HB2	1.87	0.73
1:M:988:LEU:HD11	1:M:993:ASN:HA	1.70	0.73
1:C:902:ASP:CG	2:D:72:LYS:NZ	2.42	0.73
2:D:18:HIS:CE1	2:D:30:PRO:HD2	2.22	0.73
1:E:1233:VAL:HG12	1:E:1243:ILE:HA	1.71	0.73
1:E:535:GLU:HA	1:E:538:CYS:SG	2.28	0.73
1:E:643:LYS:HD3	1:E:646:THR:CG2	2.19	0.73
1:G:520:ALA:HB2	1:G:648:GLU:HA	1.69	0.73
1:G:643:LYS:HD3	1:G:646:THR:CG2	2.19	0.73
2:H:18:HIS:CE1	2:H:30:PRO:HD2	2.22	0.73
1:I:643:LYS:HD3	1:I:646:THR:CG2	2.19	0.73
1:I:928:VAL:HG22	1:I:1224:HIS:CE1	2.23	0.73
1:M:535:GLU:HA	1:M:538:CYS:SG	2.28	0.73
1:A:643:LYS:HD3	1:A:646:THR:CG2	2.19	0.73
1:E:881:HIS:CE1	1:E:899:THR:O	2.42	0.73
1:E:147:PRO:CG	1:G:121:GLN:OE1	2.37	0.73
1:I:535:GLU:HA	1:I:538:CYS:SG	2.28	0.73
1:I:643:LYS:HD3	1:I:646:THR:HG22	1.71	0.73
1:M:494:ALA:O	1:M:495:LYS:HB2	1.89	0.73
1:C:1171:GLU:CG	1:C:1172:GLY:H	2.00	0.73
1:C:147:PRO:CG	1:E:121:GLN:OE1	2.37	0.73
1:C:535:GLU:HA	1:C:538:CYS:SG	2.28	0.73
1:C:928:VAL:HG12	1:C:937:VAL:CA	2.17	0.73
1:E:334:PHE:HB2	1:E:337:ARG:HD2	1.71	0.73
1:E:928:VAL:HG22	1:E:1224:HIS:CE1	2.23	0.73
1:G:146:GLU:OE1	1:G:147:PRO:HD3	1.87	0.73

Continued on next page...

Continued from previous page...

Atom-1	Atom-2	Interatomic distance (Å)	Clash overlap (Å)
1:G:147:PRO:CG	1:I:121:GLN:OE1	2.37	0.73
1:I:359:TYR:CE1	1:I:361:TYR:HD1	2.06	0.73
1:I:561:PRO:HB3	1:I:1214:TYR:CE2	2.23	0.73
1:K:1225:VAL:HG11	1:K:1229:PHE:CE1	2.24	0.73
1:K:881:HIS:CE1	1:K:901:SER:CB	2.70	0.73
1:A:595:LEU:CD1	1:A:1201:TRP:CH2	2.67	0.73
1:A:461:ILE:HD13	1:A:491:MET:HG2	1.71	0.73
1:C:1233:VAL:HG12	1:C:1243:ILE:HA	1.71	0.73
1:C:520:ALA:HB2	1:C:648:GLU:HA	1.69	0.73
1:C:582:LEU:O	1:C:582:LEU:HD23	1.89	0.73
1:C:862:TYR:N	1:C:884:TRP:CD1	2.57	0.73
1:C:924:GLN:HB3	1:C:1238:LEU:CG	2.17	0.73
1:C:948:LEU:CD1	1:C:957:ASP:OD2	2.34	0.73
1:E:127:VAL:HG21	1:E:294:ILE:HG13	1.69	0.73
1:E:480:CYS:HA	1:E:483:TRP:HD1	1.54	0.73
1:E:862:TYR:H	1:E:884:TRP:HD1	1.31	0.73
1:E:902:ASP:CG	2:F:72:LYS:NZ	2.42	0.73
1:G:483:TRP:O	1:G:487:LEU:HB3	1.87	0.73
1:G:643:LYS:HD3	1:G:646:THR:HG22	1.71	0.73
1:G:988:LEU:HD11	1:G:993:ASN:HA	1.70	0.73
1:I:1225:VAL:HG11	1:I:1229:PHE:CE1	2.24	0.73
1:I:603:ILE:HD13	1:I:1242:TYR:CE1	2.23	0.73
2:J:18:HIS:CE1	2:J:30:PRO:HD2	2.22	0.73
1:K:551:ASN:O	1:K:555:LEU:CB	2.37	0.73
1:M:1171:GLU:CG	1:M:1172:GLY:H	2.00	0.73
1:M:1233:VAL:HG12	1:M:1243:ILE:HA	1.71	0.73
1:A:285:SER:O	1:A:319:GLY:CA	2.29	0.72
1:A:334:PHE:HB2	1:A:337:ARG:HD2	1.71	0.72
1:A:881:HIS:CE1	1:A:899:THR:O	2.42	0.72
1:A:409:GLU:HG3	1:C:340:TYR:CZ	2.22	0.72
1:C:557:ARG:HG3	1:C:559:PRO:HD2	1.70	0.72
1:E:137:GLN:HE21	1:E:173:LEU:HB3	1.53	0.72
1:G:537:ASP:O	1:G:540:VAL:N	2.22	0.72
1:G:928:VAL:CG1	1:G:937:VAL:HG12	2.19	0.72
1:I:1194:SER:OG	1:I:1202:TRP:CE3	2.42	0.72
1:I:902:ASP:CG	2:J:72:LYS:NZ	2.42	0.72
1:K:409:GLU:HG3	1:M:340:TYR:CZ	2.23	0.72
1:M:551:ASN:O	1:M:555:LEU:CB	2.37	0.72
1:C:881:HIS:CE1	1:C:899:THR:O	2.42	0.72
1:C:928:VAL:HG22	1:C:1224:HIS:CE1	2.23	0.72
1:E:1225:VAL:HG11	1:E:1229:PHE:CE1	2.24	0.72

Continued on next page...

Continued from previous page...

Atom-1	Atom-2	Interatomic distance (Å)	Clash overlap (Å)
1:E:862:TYR:N	1:E:884:TRP:CD1	2.57	0.72
1:G:881:HIS:CE1	1:G:899:THR:O	2.42	0.72
1:I:1027:ILE:HB	1:I:1040:LEU:HB2	1.72	0.72
1:I:285:SER:O	1:I:319:GLY:CA	2.29	0.72
1:I:494:ALA:O	1:I:495:LYS:HB2	1.89	0.72
1:K:902:ASP:CG	2:L:72:LYS:NZ	2.42	0.72
1:K:988:LEU:HD11	1:K:993:ASN:HA	1.70	0.72
1:M:603:ILE:HD13	1:M:1242:TYR:CE1	2.23	0.72
1:M:461:ILE:HD13	1:M:491:MET:HG2	1.70	0.72
1:A:988:LEU:HD11	1:A:993:ASN:HA	1.70	0.72
1:C:1225:VAL:HG11	1:C:1229:PHE:CE1	2.24	0.72
1:C:461:ILE:HD13	1:C:491:MET:HG2	1.70	0.72
1:G:1027:ILE:HB	1:G:1040:LEU:HB2	1.72	0.72
1:I:147:PRO:CG	1:K:121:GLN:OE1	2.37	0.72
1:A:340:TYR:CZ	1:M:409:GLU:HG3	2.22	0.72
1:M:520:ALA:HB2	1:M:648:GLU:HA	1.69	0.72
1:A:1233:VAL:HG12	1:A:1243:ILE:HA	1.71	0.72
1:A:928:VAL:HG22	1:A:1224:HIS:CE1	2.23	0.72
1:C:453:LEU:CD1	1:C:454:GLN:HE21	1.97	0.72
1:E:537:ASP:O	1:E:540:VAL:N	2.22	0.72
1:E:582:LEU:HD23	1:E:582:LEU:O	1.89	0.72
1:E:931:GLN:O	1:E:932:GLU:CB	2.35	0.72
1:I:1167:PRO:CB	1:I:1202:TRP:CD2	2.63	0.72
1:I:334:PHE:HB2	1:I:337:ARG:HD2	1.71	0.72
1:M:881:HIS:CE1	1:M:899:THR:O	2.42	0.72
1:A:1171:GLU:CG	1:A:1172:GLY:H	2.00	0.72
1:A:1218:THR:O	1:A:1236:ASP:CB	2.32	0.72
1:A:121:GLN:OE1	1:M:147:PRO:CG	2.37	0.72
1:A:494:ALA:O	1:A:495:LYS:HB2	1.89	0.72
1:C:1218:THR:O	1:C:1236:ASP:CB	2.32	0.72
1:C:596:GLU:O	1:C:1244:LEU:HA	1.89	0.72
1:E:928:VAL:CG1	1:E:937:VAL:HG12	2.19	0.72
1:G:1194:SER:OG	1:G:1202:TRP:CE3	2.42	0.72
1:G:1225:VAL:HG11	1:G:1229:PHE:CE1	2.24	0.72
1:G:862:TYR:N	1:G:884:TRP:CD1	2.57	0.72
1:I:137:GLN:HG2	1:I:173:LEU:CD2	2.20	0.72
1:I:520:ALA:HB2	1:I:648:GLU:HA	1.69	0.72
1:I:881:HIS:CE1	1:I:901:SER:CB	2.70	0.72
1:K:1194:SER:OG	1:K:1202:TRP:CE3	2.42	0.72
1:K:643:LYS:HD3	1:K:646:THR:CG2	2.19	0.72
1:M:480:CYS:HA	1:M:483:TRP:HD1	1.54	0.72

Continued on next page...

Continued from previous page...

Atom-1	Atom-2	Interatomic distance (Å)	Clash overlap (Å)
1:A:1225:VAL:HG11	1:A:1229:PHE:CE1	2.24	0.72
1:E:1194:SER:HG	1:E:1202:TRP:HE3	1.36	0.72
1:E:596:GLU:O	1:E:1244:LEU:HA	1.89	0.72
1:E:461:ILE:HD13	1:E:491:MET:HG2	1.70	0.72
1:E:988:LEU:HD11	1:E:993:ASN:HA	1.70	0.72
1:I:557:ARG:HG3	1:I:559:PRO:HD2	1.70	0.72
1:K:1027:ILE:HB	1:K:1040:LEU:HB2	1.72	0.72
1:K:480:CYS:HA	1:K:483:TRP:HD1	1.54	0.72
1:K:553:HIS:HB2	1:K:610:VAL:CG1	2.20	0.72
1:K:596:GLU:O	1:K:1244:LEU:HA	1.89	0.72
1:M:322:LEU:HD12	1:M:364:LEU:HD23	0.74	0.72
1:A:596:GLU:O	1:A:1244:LEU:HA	1.89	0.72
1:A:862:TYR:N	1:A:884:TRP:CD1	2.57	0.72
1:E:1027:ILE:HB	1:E:1040:LEU:HB2	1.71	0.72
1:E:551:ASN:O	1:E:555:LEU:CB	2.37	0.72
1:E:643:LYS:HD3	1:E:646:THR:HG22	1.71	0.72
1:G:551:ASN:O	1:G:555:LEU:CB	2.37	0.72
1:I:453:LEU:CD1	1:I:454:GLN:HE21	1.97	0.72
1:I:553:HIS:HB2	1:I:610:VAL:CG1	2.20	0.72
1:I:881:HIS:CE1	1:I:899:THR:O	2.42	0.72
1:I:928:VAL:CG1	1:I:937:VAL:HG12	2.20	0.72
1:I:988:LEU:HD11	1:I:993:ASN:HA	1.70	0.72
1:K:582:LEU:HD23	1:K:582:LEU:O	1.89	0.72
1:M:1218:THR:O	1:M:1236:ASP:CB	2.32	0.72
1:M:1225:VAL:HG11	1:M:1229:PHE:CE1	2.24	0.72
1:M:537:ASP:O	1:M:540:VAL:N	2.22	0.72
1:A:1109:ALA:HB3	1:A:1123:LEU:HB2	1.72	0.72
1:A:902:ASP:CG	2:B:72:LYS:NZ	2.42	0.72
1:G:381:ASP:O	1:G:384:THR:CG2	2.36	0.72
1:G:461:ILE:HD13	1:G:491:MET:HG2	1.70	0.72
1:I:596:GLU:O	1:I:1244:LEU:HA	1.89	0.72
1:I:537:ASP:O	1:I:540:VAL:N	2.22	0.72
1:K:137:GLN:HG2	1:K:173:LEU:CD2	2.20	0.72
1:M:127:VAL:HG21	1:M:294:ILE:HG13	1.69	0.72
1:M:902:ASP:CG	2:N:72:LYS:NZ	2.42	0.72
1:A:147:PRO:CG	1:C:121:GLN:OE1	2.37	0.72
1:A:537:ASP:O	1:A:540:VAL:N	2.22	0.72
1:C:537:ASP:O	1:C:540:VAL:N	2.22	0.72
1:C:551:ASN:O	1:C:555:LEU:CB	2.37	0.72
1:E:285:SER:O	1:E:319:GLY:CA	2.29	0.72
1:G:149:TRP:CZ3	1:G:273:VAL:HG11	2.25	0.72

Continued on next page...

Continued from previous page...

Atom-1	Atom-2	Interatomic distance (Å)	Clash overlap (Å)
1:G:582:LEU:O	1:G:582:LEU:HD23	1.89	0.72
1:G:902:ASP:CG	2:H:72:LYS:NZ	2.42	0.72
1:I:882:LEU:CD2	1:I:882:LEU:N	2.39	0.72
1:M:1109:ALA:HB3	1:M:1123:LEU:HB2	1.72	0.72
1:M:927:ASP:O	1:M:938:LEU:CB	2.24	0.72
1:M:948:LEU:CD1	1:M:957:ASP:OD2	2.34	0.72
1:A:1194:SER:HG	1:A:1202:TRP:HE3	1.37	0.72
1:A:643:LYS:HD3	1:A:646:THR:HG22	1.71	0.72
1:E:457:HIS:CG	1:E:493:SER:CB	2.64	0.72
1:E:557:ARG:HG3	1:E:559:PRO:HD2	1.70	0.72
1:K:1109:ALA:HB3	1:K:1123:LEU:HB2	1.72	0.72
1:K:334:PHE:HB2	1:K:337:ARG:HD2	1.71	0.72
1:K:461:ILE:HD13	1:K:491:MET:HG2	1.70	0.72
1:K:537:ASP:O	1:K:540:VAL:N	2.22	0.72
1:K:557:ARG:HG3	1:K:559:PRO:HD2	1.70	0.72
1:M:643:LYS:HD3	1:M:646:THR:CG2	2.19	0.72
1:A:558:GLN:HB3	1:A:559:PRO:CD	2.20	0.71
1:C:1027:ILE:HB	1:C:1040:LEU:HB2	1.71	0.71
1:E:1194:SER:OG	1:E:1202:TRP:CE3	2.42	0.71
1:E:149:TRP:CZ3	1:E:273:VAL:HG11	2.25	0.71
1:G:557:ARG:HG3	1:G:559:PRO:HD2	1.70	0.71
1:I:461:ILE:HD13	1:I:491:MET:HG2	1.70	0.71
1:I:551:ASN:O	1:I:555:LEU:CB	2.37	0.71
1:K:147:PRO:CG	1:M:121:GLN:OE1	2.37	0.71
1:M:1194:SER:OG	1:M:1202:TRP:CE3	2.42	0.71
1:M:334:PHE:HB2	1:M:337:ARG:HD2	1.71	0.71
1:M:553:HIS:HB2	1:M:610:VAL:CG1	2.20	0.71
1:M:540:VAL:CG1	1:M:575:GLU:HB3	2.19	0.71
1:A:551:ASN:O	1:A:555:LEU:CB	2.37	0.71
1:G:553:HIS:HB2	1:G:610:VAL:CG1	2.20	0.71
1:I:266:ASP:N	1:I:266:ASP:OD1	2.24	0.71
1:M:596:GLU:O	1:M:1244:LEU:HA	1.89	0.71
1:M:317:CYS:C	1:M:318:LYS:HG2	2.11	0.71
1:E:610:VAL:HG22	1:E:907:ARG:HG3	1.73	0.71
1:G:596:GLU:O	1:G:1244:LEU:HA	1.89	0.71
1:I:149:TRP:CZ3	1:I:273:VAL:HG11	2.25	0.71
1:I:816:ALA:HB3	1:I:846:CYS:SG	2.30	0.71
1:K:494:ALA:O	1:K:495:LYS:HB2	1.89	0.71
1:K:643:LYS:HD3	1:K:646:THR:HG22	1.71	0.71
1:K:862:TYR:N	1:K:884:TRP:CD1	2.57	0.71
1:M:1027:ILE:HB	1:M:1040:LEU:HB2	1.72	0.71

Continued on next page...

Continued from previous page...

Atom-1	Atom-2	Interatomic distance (Å)	Clash overlap (Å)
1:C:317:CYS:C	1:C:318:LYS:HG2	2.11	0.71
1:C:553:HIS:HB2	1:C:610:VAL:CG1	2.20	0.71
1:E:494:ALA:O	1:E:495:LYS:HB2	1.89	0.71
1:E:553:HIS:HB2	1:E:610:VAL:CG1	2.20	0.71
1:G:1187:PRO:CG	1:G:1229:PHE:CG	2.74	0.71
1:G:334:PHE:HB2	1:G:337:ARG:HD2	1.71	0.71
1:I:480:CYS:HA	1:I:483:TRP:HD1	1.54	0.71
1:K:332:ARG:HB2	1:K:332:ARG:HH11	1.55	0.71
1:A:1027:ILE:HB	1:A:1040:LEU:HB2	1.71	0.71
1:A:816:ALA:HB3	1:A:846:CYS:SG	2.30	0.71
1:E:1218:THR:O	1:E:1236:ASP:CB	2.32	0.71
1:E:558:GLN:HB3	1:E:559:PRO:CD	2.20	0.71
1:G:494:ALA:O	1:G:495:LYS:HB2	1.89	0.71
1:G:816:ALA:HB3	1:G:846:CYS:SG	2.30	0.71
1:I:920:VAL:C	1:I:921:MET:HG2	2.11	0.71
1:K:920:VAL:C	1:K:921:MET:HG2	2.11	0.71
1:K:928:VAL:CG1	1:K:937:VAL:HG12	2.19	0.71
1:M:881:HIS:ND1	1:M:901:SER:CB	2.48	0.71
1:A:1187:PRO:CG	1:A:1229:PHE:CG	2.74	0.71
1:C:155:MET:HE3	1:C:441:GLN:HE21	1.55	0.71
1:C:149:TRP:CZ3	1:C:273:VAL:HG11	2.25	0.71
1:C:480:CYS:HA	1:C:483:TRP:HD1	1.54	0.71
1:C:816:ALA:HB3	1:C:846:CYS:SG	2.30	0.71
1:E:266:ASP:N	1:E:266:ASP:OD1	2.24	0.71
1:E:381:ASP:O	1:E:384:THR:CG2	2.36	0.71
1:G:920:VAL:C	1:G:921:MET:HG2	2.11	0.71
1:M:137:GLN:HG2	1:M:173:LEU:CD2	2.20	0.71
1:A:146:GLU:OE1	1:A:147:PRO:HD2	1.91	0.71
1:C:1109:ALA:HB3	1:C:1123:LEU:HB2	1.72	0.71
1:E:816:ALA:HB3	1:E:846:CYS:SG	2.30	0.71
1:G:332:ARG:HB2	1:G:332:ARG:HH11	1.55	0.71
1:G:610:VAL:HG22	1:G:907:ARG:HG3	1.73	0.71
1:I:1109:ALA:HB3	1:I:1123:LEU:HB2	1.72	0.71
1:K:146:GLU:OE1	1:K:147:PRO:HD2	1.91	0.71
1:K:816:ALA:HB3	1:K:846:CYS:SG	2.30	0.71
1:A:553:HIS:HB2	1:A:610:VAL:CG1	2.20	0.71
1:C:1187:PRO:CG	1:C:1229:PHE:CG	2.74	0.71
1:C:610:VAL:HG22	1:C:907:ARG:HG3	1.73	0.71
1:G:927:ASP:O	1:G:938:LEU:CB	2.24	0.71
1:K:881:HIS:ND1	1:K:901:SER:CB	2.48	0.71
1:C:604:THR:H	1:C:1240:ILE:CD1	2.04	0.71

Continued on next page...

Continued from previous page...

Atom-1	Atom-2	Interatomic distance (Å)	Clash overlap (Å)
1:E:1109:ALA:HB3	1:E:1123:LEU:HB2	1.72	0.71
1:E:317:CYS:C	1:E:318:LYS:HG2	2.11	0.71
1:G:480:CYS:HA	1:G:483:TRP:HD1	1.54	0.71
1:M:146:GLU:OE1	1:M:147:PRO:HD2	1.91	0.71
1:A:604:THR:H	1:A:1240:ILE:CD1	2.04	0.71
1:C:266:ASP:N	1:C:266:ASP:OD1	2.24	0.71
1:E:604:THR:H	1:E:1240:ILE:CD1	2.04	0.71
1:G:1109:ALA:HB3	1:G:1123:LEU:HB2	1.72	0.71
1:I:381:ASP:O	1:I:384:THR:CG2	2.36	0.71
1:K:604:THR:H	1:K:1240:ILE:CD1	2.04	0.71
1:K:266:ASP:N	1:K:266:ASP:OD1	2.24	0.71
1:K:149:TRP:CZ3	1:K:273:VAL:HG11	2.25	0.71
1:M:604:THR:H	1:M:1240:ILE:CD1	2.04	0.71
1:A:1194:SER:OG	1:A:1202:TRP:CE3	2.42	0.70
1:A:924:GLN:OE1	1:A:924:GLN:N	2.24	0.70
1:C:1194:SER:OG	1:C:1202:TRP:CE3	2.42	0.70
1:C:374:MET:HE2	1:C:374:MET:HA	1.73	0.70
1:E:1187:PRO:CG	1:E:1229:PHE:CG	2.74	0.70
1:G:604:THR:H	1:G:1240:ILE:CD1	2.04	0.70
1:G:641:VAL:HB	1:G:651:LEU:CB	2.21	0.70
1:K:558:GLN:HB3	1:K:559:PRO:CD	2.20	0.70
1:K:641:VAL:HB	1:K:651:LEU:CB	2.21	0.70
1:K:657:GLU:HG2	1:K:680:LYS:HZ1	1.54	0.70
1:M:543:ASN:OD1	1:M:574:SER:CB	2.39	0.70
1:M:643:LYS:HD3	1:M:646:THR:HG22	1.71	0.70
1:M:641:VAL:HB	1:M:651:LEU:CB	2.21	0.70
1:M:920:VAL:C	1:M:921:MET:HG2	2.11	0.70
1:A:543:ASN:OD1	1:A:574:SER:CB	2.39	0.70
1:A:595:LEU:HD23	1:A:1246:THR:HB	1.74	0.70
1:A:597:TRP:CH2	1:A:603:ILE:CG1	2.75	0.70
1:C:1187:PRO:HG3	1:C:1229:PHE:CB	2.21	0.70
1:C:988:LEU:HD11	1:C:993:ASN:HA	1.70	0.70
1:E:179:PRO:HD2	1:E:237:ARG:NH1	1.88	0.70
1:E:920:VAL:C	1:E:921:MET:HG2	2.11	0.70
1:I:604:THR:H	1:I:1240:ILE:CD1	2.04	0.70
1:I:146:GLU:OE1	1:I:147:PRO:HD2	1.91	0.70
1:M:597:TRP:CH2	1:M:603:ILE:CG1	2.74	0.70
1:G:1213:PHE:CE2	1:G:1215:THR:HG22	2.27	0.70
1:G:322:LEU:HD12	1:G:364:LEU:HD23	0.74	0.70
1:G:597:TRP:CH2	1:G:603:ILE:CG1	2.74	0.70
1:I:1218:THR:O	1:I:1236:ASP:CB	2.32	0.70

Continued on next page...

Continued from previous page...

Atom-1	Atom-2	Interatomic distance (Å)	Clash overlap (Å)
1:I:1187:PRO:CG	1:I:1229:PHE:CG	2.74	0.70
1:I:862:TYR:HE2	1:I:881:HIS:H	1.28	0.70
1:M:558:GLN:HB3	1:M:559:PRO:CD	2.20	0.70
1:M:816:ALA:HB3	1:M:846:CYS:SG	2.30	0.70
1:A:266:ASP:OD1	1:A:266:ASP:N	2.24	0.70
1:C:179:PRO:HG2	1:C:237:ARG:NH1	2.07	0.70
1:C:558:GLN:HB3	1:C:559:PRO:CD	2.20	0.70
1:C:928:VAL:CG1	1:C:937:VAL:HG12	2.19	0.70
1:E:1187:PRO:HG3	1:E:1229:PHE:CB	2.21	0.70
1:A:1187:PRO:HG3	1:A:1229:PHE:CB	2.21	0.70
1:A:610:VAL:HG22	1:A:907:ARG:HG3	1.73	0.70
1:E:461:ILE:CD1	1:E:491:MET:CG	2.70	0.70
1:G:639:LEU:O	1:G:653:ILE:CG2	2.39	0.70
1:I:427:ASP:HB3	1:I:434:ARG:HG2	1.73	0.70
1:I:578:GLN:O	1:I:578:GLN:NE2	2.25	0.70
1:I:641:VAL:HB	1:I:651:LEU:CB	2.21	0.70
1:I:862:TYR:N	1:I:884:TRP:CD1	2.57	0.70
1:K:1187:PRO:HG3	1:K:1229:PHE:CB	2.21	0.70
1:K:179:PRO:HG2	1:K:237:ARG:NH1	2.07	0.70
1:K:543:ASN:OD1	1:K:574:SER:CB	2.39	0.70
1:K:597:TRP:CH2	1:K:603:ILE:CG1	2.74	0.70
1:A:1213:PHE:CE2	1:A:1215:THR:HG22	2.27	0.70
1:C:427:ASP:HB3	1:C:434:ARG:HG2	1.73	0.70
1:E:1171:GLU:CG	1:E:1172:GLY:H	2.00	0.70
1:G:1187:PRO:HG3	1:G:1229:PHE:CB	2.21	0.70
1:G:155:MET:HE3	1:G:441:GLN:HE21	1.57	0.70
1:I:597:TRP:CH2	1:I:603:ILE:CG1	2.74	0.70
1:K:1171:GLU:CG	1:K:1172:GLY:H	2.00	0.70
1:K:317:CYS:C	1:K:318:LYS:HG2	2.11	0.70
1:K:427:ASP:HB3	1:K:434:ARG:HG2	1.73	0.70
1:K:473:LEU:CD1	1:K:480:CYS:CB	2.65	0.70
1:K:881:HIS:HE1	1:K:899:THR:O	1.75	0.70
1:M:595:LEU:HD23	1:M:1246:THR:HB	1.74	0.70
1:M:149:TRP:CZ3	1:M:273:VAL:HG11	2.25	0.70
1:M:461:ILE:CD1	1:M:491:MET:CG	2.70	0.70
1:M:881:HIS:HE1	1:M:899:THR:O	1.75	0.70
1:A:179:PRO:HG2	1:A:237:ARG:NH1	2.07	0.70
1:A:461:ILE:CD1	1:A:491:MET:CG	2.70	0.70
1:C:461:ILE:CD1	1:C:491:MET:CG	2.70	0.70
1:C:543:ASN:OD1	1:C:574:SER:CB	2.39	0.70
1:C:641:VAL:HB	1:C:651:LEU:HB3	1.74	0.70

Continued on next page...

Continued from previous page...

Atom-1	Atom-2	Interatomic distance (Å)	Clash overlap (Å)
1:E:639:LEU:O	1:E:653:ILE:CG2	2.39	0.70
1:G:285:SER:O	1:G:319:GLY:CA	2.29	0.70
1:G:461:ILE:CD1	1:G:491:MET:CG	2.70	0.70
1:I:1213:PHE:CE2	1:I:1215:THR:HG22	2.27	0.70
1:K:1143:ALA:CB	1:K:1183:LEU:HD22	2.22	0.70
1:K:1213:PHE:CE2	1:K:1215:THR:HG22	2.27	0.70
1:K:344:GLN:O	1:K:347:ASN:HB2	1.91	0.70
1:K:322:LEU:HD12	1:K:364:LEU:HD23	0.74	0.70
1:M:294:ILE:CG2	1:M:324:VAL:HG11	2.22	0.70
1:A:1143:ALA:CB	1:A:1183:LEU:HD22	2.22	0.70
1:A:149:TRP:CZ3	1:A:273:VAL:HG11	2.25	0.70
1:A:137:GLN:HG2	1:A:173:LEU:CD2	2.20	0.70
1:A:540:VAL:CG1	1:A:575:GLU:HB3	2.19	0.70
1:A:641:VAL:HB	1:A:651:LEU:CB	2.21	0.70
1:C:494:ALA:O	1:C:495:LYS:HB2	1.89	0.70
1:C:924:GLN:OE1	1:C:924:GLN:N	2.24	0.70
1:E:1213:PHE:CE2	1:E:1215:THR:HG22	2.27	0.70
1:G:266:ASP:N	1:G:266:ASP:OD1	2.24	0.70
1:G:317:CYS:C	1:G:318:LYS:HG2	2.11	0.70
1:G:543:ASN:OD1	1:G:574:SER:CB	2.39	0.70
1:I:1187:PRO:HG3	1:I:1229:PHE:CB	2.21	0.70
1:I:364:LEU:CD1	1:I:368:MET:HE1	2.21	0.70
1:I:617:ALA:O	1:I:635:ALA:N	2.25	0.70
1:I:657:GLU:HG2	1:I:680:LYS:HZ2	1.53	0.70
1:K:461:ILE:CD1	1:K:491:MET:CG	2.70	0.70
1:K:578:GLN:O	1:K:578:GLN:NE2	2.25	0.70
1:K:924:GLN:N	1:K:924:GLN:OE1	2.24	0.70
1:M:1184:CYS:HB3	1:M:1193:ILE:HB	1.74	0.70
1:M:1213:PHE:CE2	1:M:1215:THR:HG22	2.27	0.70
1:M:1187:PRO:CG	1:M:1229:PHE:CG	2.74	0.70
1:M:862:TYR:N	1:M:884:TRP:CD1	2.57	0.70
1:A:317:CYS:C	1:A:318:LYS:HG2	2.11	0.70
1:A:427:ASP:HB3	1:A:434:ARG:HG2	1.73	0.70
1:A:473:LEU:CD1	1:A:480:CYS:CB	2.65	0.70
1:C:146:GLU:OE1	1:C:147:PRO:HD2	1.91	0.70
1:C:344:GLN:O	1:C:347:ASN:HB2	1.91	0.70
1:C:597:TRP:CH2	1:C:603:ILE:CG1	2.75	0.70
1:E:1184:CYS:HB3	1:E:1193:ILE:HB	1.74	0.70
1:E:322:LEU:CD1	1:E:364:LEU:CD2	2.41	0.70
1:E:641:VAL:HB	1:E:651:LEU:HB3	1.74	0.70
1:G:595:LEU:HD23	1:G:1246:THR:HB	1.74	0.70

Continued on next page...

Continued from previous page...

Atom-1	Atom-2	Interatomic distance (Å)	Clash overlap (Å)
1:G:473:LEU:CD1	1:G:480:CYS:CB	2.65	0.70
1:I:317:CYS:C	1:I:318:LYS:HG2	2.11	0.70
1:I:344:GLN:O	1:I:347:ASN:HB2	1.91	0.70
1:I:461:ILE:CD1	1:I:491:MET:CG	2.70	0.70
1:M:1187:PRO:HG3	1:M:1229:PHE:CB	2.21	0.70
1:M:928:VAL:CG1	1:M:937:VAL:HG12	2.19	0.70
1:A:1194:SER:OG	1:A:1202:TRP:HE3	1.75	0.70
1:A:920:VAL:C	1:A:921:MET:HG2	2.11	0.70
1:C:381:ASP:O	1:C:384:THR:CG2	2.36	0.70
1:C:920:VAL:C	1:C:921:MET:HG2	2.11	0.70
1:E:641:VAL:HB	1:E:651:LEU:CB	2.21	0.70
1:G:1184:CYS:HB3	1:G:1193:ILE:HB	1.74	0.70
1:G:578:GLN:O	1:G:578:GLN:NE2	2.25	0.70
1:I:1212:THR:HG23	1:I:1213:PHE:N	2.07	0.70
1:I:332:ARG:HH11	1:I:332:ARG:HB2	1.55	0.70
1:I:558:GLN:HB3	1:I:559:PRO:CD	2.20	0.70
1:K:1194:SER:OG	1:K:1202:TRP:HE3	1.75	0.70
1:M:1212:THR:HG23	1:M:1213:PHE:N	2.07	0.70
1:M:344:GLN:O	1:M:347:ASN:HB2	1.91	0.70
1:A:1212:THR:HG23	1:A:1213:PHE:N	2.07	0.69
1:A:928:VAL:CG1	1:A:937:VAL:HG12	2.19	0.69
1:C:1212:THR:HG23	1:C:1213:PHE:N	2.07	0.69
1:C:409:GLU:O	1:E:337:ARG:NH2	2.25	0.69
1:C:633:CYS:CB	1:C:660:VAL:HG11	2.22	0.69
1:C:881:HIS:HE1	1:C:899:THR:O	1.75	0.69
1:C:902:ASP:HB3	2:D:72:LYS:HZ2	1.57	0.69
1:E:427:ASP:HB3	1:E:434:ARG:HG2	1.73	0.69
1:G:1143:ALA:HB3	1:G:1183:LEU:HD22	1.74	0.69
1:G:179:PRO:HG2	1:G:237:ARG:NH1	2.07	0.69
1:G:633:CYS:CB	1:G:660:VAL:HG11	2.22	0.69
1:I:610:VAL:HG22	1:I:907:ARG:HG3	1.73	0.69
1:K:595:LEU:HD23	1:K:1246:THR:HB	1.74	0.69
1:M:1143:ALA:CB	1:M:1183:LEU:HD22	2.22	0.69
1:M:155:MET:HE3	1:M:441:GLN:HE21	1.56	0.69
1:M:179:PRO:HG2	1:M:237:ARG:NH1	2.07	0.69
1:M:639:LEU:O	1:M:653:ILE:CG2	2.39	0.69
1:M:902:ASP:HB3	2:N:72:LYS:HZ2	1.56	0.69
1:A:344:GLN:O	1:A:347:ASN:HB2	1.91	0.69
1:C:1213:PHE:CE2	1:C:1215:THR:HG22	2.27	0.69
1:E:1166:ALA:N	1:E:1167:PRO:HD3	2.08	0.69
1:E:1187:PRO:HD3	1:E:1229:PHE:CD1	2.28	0.69

Continued on next page...

Continued from previous page...

Atom-1	Atom-2	Interatomic distance (Å)	Clash overlap (Å)
1:E:332:ARG:HH11	1:E:332:ARG:HB2	1.55	0.69
1:E:344:GLN:O	1:E:347:ASN:HB2	1.91	0.69
1:E:543:ASN:OD1	1:E:574:SER:CB	2.39	0.69
1:E:595:LEU:HD23	1:E:1246:THR:HB	1.74	0.69
1:E:597:TRP:CH2	1:E:603:ILE:CG1	2.75	0.69
1:G:1194:SER:OG	1:G:1202:TRP:HE3	1.75	0.69
1:G:322:LEU:CD1	1:G:364:LEU:CD2	2.41	0.69
1:G:294:ILE:CG2	1:G:324:VAL:HG11	2.22	0.69
1:G:641:VAL:HB	1:G:651:LEU:HB3	1.74	0.69
1:I:1143:ALA:CB	1:I:1183:LEU:HD22	2.22	0.69
1:I:394:LYS:HD3	1:I:434:ARG:HG3	1.74	0.69
1:I:641:VAL:HB	1:I:651:LEU:HB3	1.74	0.69
1:I:881:HIS:HE1	1:I:899:THR:O	1.75	0.69
1:K:1184:CYS:HB3	1:K:1193:ILE:HB	1.74	0.69
1:K:364:LEU:CD1	1:K:368:MET:HE1	2.20	0.69
1:M:1171:GLU:HG3	1:M:1172:GLY:N	2.06	0.69
1:A:1184:CYS:HB3	1:A:1193:ILE:HB	1.74	0.69
1:A:409:GLU:HG2	1:A:410:GLU:N	2.07	0.69
1:C:578:GLN:NE2	1:C:578:GLN:O	2.25	0.69
1:E:127:VAL:HG23	1:E:294:ILE:HG13	1.74	0.69
1:E:578:GLN:NE2	1:E:578:GLN:O	2.25	0.69
1:E:924:GLN:OE1	1:E:924:GLN:N	2.24	0.69
1:G:558:GLN:HB3	1:G:559:PRO:CD	2.20	0.69
1:I:1187:PRO:HD3	1:I:1229:PHE:CD1	2.28	0.69
1:I:179:PRO:HG2	1:I:237:ARG:NH1	2.07	0.69
1:I:409:GLU:HG2	1:I:410:GLU:N	2.07	0.69
1:K:639:LEU:O	1:K:653:ILE:CG2	2.39	0.69
1:M:332:ARG:HB2	1:M:332:ARG:HH11	1.55	0.69
1:A:641:VAL:HB	1:A:651:LEU:HB3	1.74	0.69
1:C:1187:PRO:HD3	1:C:1229:PHE:CD1	2.28	0.69
1:C:639:LEU:O	1:C:653:ILE:CG2	2.39	0.69
1:E:155:MET:CE	1:E:441:GLN:NE2	2.55	0.69
1:E:881:HIS:HE1	1:E:899:THR:O	1.75	0.69
1:G:1166:ALA:N	1:G:1167:PRO:HD3	2.08	0.69
1:G:1187:PRO:HD3	1:G:1229:PHE:CD1	2.28	0.69
1:E:409:GLU:O	1:G:337:ARG:NH2	2.25	0.69
1:G:427:ASP:HB3	1:G:434:ARG:HG2	1.73	0.69
1:G:394:LYS:HD3	1:G:434:ARG:HG3	1.74	0.69
1:I:553:HIS:NE2	1:I:554:LEU:HB2	2.08	0.69
1:I:639:LEU:O	1:I:653:ILE:CG2	2.39	0.69
1:K:1187:PRO:CG	1:K:1229:PHE:CG	2.74	0.69

Continued on next page...

Continued from previous page...

Atom-1	Atom-2	Interatomic distance (Å)	Clash overlap (Å)
1:A:294:ILE:CG2	1:A:324:VAL:HG11	2.22	0.69
1:C:1194:SER:OG	1:C:1202:TRP:HE3	1.75	0.69
1:C:137:GLN:HG2	1:C:173:LEU:CD2	2.20	0.69
1:C:473:LEU:CD1	1:C:480:CYS:CB	2.65	0.69
1:C:554:LEU:O	1:C:554:LEU:HD22	1.93	0.69
1:E:1143:ALA:HB3	1:E:1183:LEU:HD22	1.75	0.69
1:G:1212:THR:HG23	1:G:1213:PHE:N	2.07	0.69
1:I:409:GLU:O	1:K:337:ARG:NH2	2.25	0.69
1:I:543:ASN:OD1	1:I:574:SER:CB	2.39	0.69
1:K:394:LYS:HD3	1:K:434:ARG:HG3	1.74	0.69
1:K:427:ASP:CB	1:K:434:ARG:HG2	2.23	0.69
1:K:553:HIS:NE2	1:K:554:LEU:HB2	2.08	0.69
1:K:641:VAL:HB	1:K:651:LEU:HB3	1.74	0.69
1:M:409:GLU:HG2	1:M:410:GLU:N	2.07	0.69
1:M:553:HIS:NE2	1:M:554:LEU:HB2	2.08	0.69
1:M:578:GLN:O	1:M:578:GLN:NE2	2.25	0.69
1:M:641:VAL:HB	1:M:651:LEU:HB3	1.74	0.69
1:M:610:VAL:HG22	1:M:907:ARG:HG3	1.73	0.69
1:A:337:ARG:NH2	1:M:409:GLU:O	2.25	0.69
1:A:394:LYS:HD3	1:A:434:ARG:HG3	1.75	0.69
1:C:1184:CYS:HB3	1:C:1193:ILE:HB	1.74	0.69
1:C:641:VAL:HB	1:C:651:LEU:CB	2.21	0.69
1:E:595:LEU:HG	1:E:1201:TRP:CH2	2.28	0.69
1:E:633:CYS:CB	1:E:660:VAL:HG11	2.22	0.69
1:G:146:GLU:OE1	1:G:147:PRO:HD2	1.91	0.69
1:G:344:GLN:O	1:G:347:ASN:HB2	1.91	0.69
1:G:427:ASP:CB	1:G:434:ARG:HG2	2.23	0.69
1:I:1184:CYS:HB3	1:I:1193:ILE:HB	1.74	0.69
1:I:427:ASP:CB	1:I:434:ARG:HG2	2.23	0.69
1:K:1187:PRO:HD3	1:K:1229:PHE:CD1	2.28	0.69
1:K:1212:THR:HG23	1:K:1213:PHE:N	2.07	0.69
1:K:409:GLU:HG2	1:K:410:GLU:N	2.07	0.69
1:M:394:LYS:HD3	1:M:434:ARG:HG3	1.74	0.69
1:A:578:GLN:NE2	1:A:578:GLN:O	2.25	0.69
1:A:639:LEU:O	1:A:653:ILE:CG2	2.39	0.69
1:A:633:CYS:CB	1:A:660:VAL:HG11	2.22	0.69
1:A:867:TRP:HA	1:A:874:LYS:HA	1.75	0.69
1:C:1166:ALA:N	1:C:1167:PRO:HD3	2.08	0.69
1:C:867:TRP:HA	1:C:874:LYS:HA	1.75	0.69
1:G:457:HIS:CG	1:G:493:SER:CB	2.64	0.69
1:I:554:LEU:HD22	1:I:554:LEU:O	1.93	0.69

Continued on next page...

Continued from previous page...

Atom-1	Atom-2	Interatomic distance (Å)	Clash overlap (Å)
1:I:595:LEU:HG	1:I:1201:TRP:CH2	2.28	0.69
1:K:610:VAL:HG22	1:K:907:ARG:HG3	1.73	0.69
1:M:427:ASP:HB3	1:M:434:ARG:HG2	1.73	0.69
1:C:394:LYS:HD3	1:C:434:ARG:HG3	1.74	0.69
1:E:1143:ALA:CB	1:E:1183:LEU:HD22	2.22	0.69
1:E:427:ASP:CB	1:E:434:ARG:HG2	2.23	0.69
1:E:394:LYS:HD3	1:E:434:ARG:HG3	1.74	0.69
1:G:1171:GLU:HG3	1:G:1172:GLY:N	2.06	0.69
1:G:1143:ALA:CB	1:G:1183:LEU:HD22	2.22	0.69
1:G:409:GLU:HG2	1:G:410:GLU:N	2.07	0.69
1:G:155:MET:CE	1:G:441:GLN:NE2	2.55	0.69
1:I:1143:ALA:HB3	1:I:1183:LEU:HD22	1.75	0.69
1:I:1171:GLU:HG3	1:I:1172:GLY:N	2.06	0.69
1:K:554:LEU:O	1:K:554:LEU:HD22	1.93	0.69
1:M:1187:PRO:HD3	1:M:1229:PHE:CD1	2.27	0.69
1:M:427:ASP:CB	1:M:434:ARG:HG2	2.23	0.69
1:A:332:ARG:HH11	1:A:332:ARG:HB2	1.55	0.69
1:A:881:HIS:HE1	1:A:899:THR:O	1.75	0.69
1:C:1143:ALA:CB	1:C:1183:LEU:HD22	2.22	0.69
1:E:322:LEU:HD12	1:E:364:LEU:HD23	0.74	0.69
1:G:1240:ILE:HG23	1:G:1241:LEU:H	1.56	0.69
1:K:1166:ALA:N	1:K:1167:PRO:HD3	2.08	0.69
1:K:1199:ILE:HD13	1:K:1232:TYR:HE2	1.58	0.69
1:K:1187:PRO:CG	1:K:1229:PHE:CB	2.71	0.69
1:M:473:LEU:CD1	1:M:480:CYS:CB	2.65	0.69
1:M:554:LEU:HD13	1:M:554:LEU:O	1.93	0.69
1:M:553:HIS:CB	1:M:610:VAL:HG11	2.21	0.69
1:M:617:ALA:O	1:M:635:ALA:N	2.24	0.69
1:C:1187:PRO:CG	1:C:1229:PHE:CB	2.71	0.69
1:C:595:LEU:HD23	1:C:1246:THR:HB	1.74	0.69
1:E:146:GLU:OE1	1:E:147:PRO:HD2	1.91	0.69
1:E:179:PRO:HG2	1:E:237:ARG:NH1	2.07	0.69
1:E:554:LEU:O	1:E:554:LEU:HD22	1.93	0.69
1:G:657:GLU:HG2	1:G:680:LYS:HZ2	1.54	0.69
1:I:1240:ILE:HG23	1:I:1241:LEU:H	1.56	0.69
1:K:1002:HIS:NE2	1:K:1028:GLN:OE1	2.26	0.69
1:K:554:LEU:O	1:K:554:LEU:HD13	1.93	0.69
1:M:1166:ALA:N	1:M:1167:PRO:HD3	2.08	0.69
1:M:1187:PRO:CG	1:M:1229:PHE:CB	2.71	0.69
1:M:633:CYS:CB	1:M:660:VAL:HG11	2.22	0.69
1:A:553:HIS:NE2	1:A:554:LEU:HB2	2.07	0.69

Continued on next page...

Continued from previous page...

Atom-1	Atom-2	Interatomic distance (Å)	Clash overlap (Å)
1:A:554:LEU:O	1:A:554:LEU:HD22	1.93	0.69
1:A:881:HIS:ND1	1:A:901:SER:CB	2.48	0.69
1:C:554:LEU:O	1:C:554:LEU:HD13	1.93	0.69
1:G:924:GLN:OE1	1:G:924:GLN:N	2.24	0.69
1:I:595:LEU:HD23	1:I:1246:THR:HB	1.74	0.69
1:K:553:HIS:CB	1:K:610:VAL:HG11	2.21	0.69
1:M:1194:SER:OG	1:M:1202:TRP:HE3	1.75	0.69
1:A:1187:PRO:HD3	1:A:1229:PHE:CD1	2.28	0.68
1:A:617:ALA:O	1:A:635:ALA:N	2.24	0.68
1:C:332:ARG:HB2	1:C:332:ARG:HH11	1.55	0.68
1:C:595:LEU:HG	1:C:1201:TRP:CH2	2.28	0.68
1:E:1167:PRO:CB	1:E:1202:TRP:CE3	2.74	0.68
1:E:875:VAL:CG1	1:E:915:CYS:HA	2.24	0.68
1:G:595:LEU:HG	1:G:1201:TRP:CH2	2.28	0.68
1:K:153:HIS:HA	1:K:160:LYS:HD2	1.76	0.68
1:K:127:VAL:HG23	1:K:294:ILE:HG13	1.74	0.68
1:K:633:CYS:CB	1:K:660:VAL:HG11	2.22	0.68
1:A:127:VAL:HG23	1:A:294:ILE:HG13	1.74	0.68
1:A:374:MET:HE2	1:A:374:MET:HA	1.75	0.68
1:A:554:LEU:O	1:A:554:LEU:HD13	1.93	0.68
1:E:1187:PRO:CG	1:E:1229:PHE:CB	2.71	0.68
1:E:617:ALA:O	1:E:635:ALA:N	2.24	0.68
1:G:1200:LYS:HE3	1:G:1211:GLN:HB2	1.76	0.68
1:I:1199:ILE:HD13	1:I:1232:TYR:HE2	1.58	0.68
1:I:473:LEU:CD1	1:I:480:CYS:CB	2.65	0.68
1:K:294:ILE:CG2	1:K:324:VAL:HG11	2.22	0.68
1:M:266:ASP:OD1	1:M:266:ASP:N	2.24	0.68
1:A:153:HIS:HA	1:A:160:LYS:HD2	1.76	0.68
1:C:617:ALA:O	1:C:635:ALA:N	2.24	0.68
1:E:1200:LYS:HE3	1:E:1211:GLN:HB2	1.76	0.68
1:G:617:ALA:O	1:G:635:ALA:N	2.24	0.68
1:G:881:HIS:HE1	1:G:899:THR:O	1.75	0.68
1:I:153:HIS:HA	1:I:160:LYS:HD2	1.76	0.68
1:I:554:LEU:HD13	1:I:554:LEU:O	1.93	0.68
1:I:860:SER:C	1:I:861:GLN:HG2	2.14	0.68
1:M:1167:PRO:O	1:M:1202:TRP:NE1	2.26	0.68
1:A:553:HIS:CB	1:A:610:VAL:HG11	2.22	0.68
1:C:1143:ALA:HB3	1:C:1183:LEU:HD22	1.74	0.68
1:A:431:LYS:HZ2	1:C:336:ASN:HB3	1.58	0.68
1:C:409:GLU:HG2	1:C:410:GLU:N	2.07	0.68
1:G:554:LEU:O	1:G:554:LEU:HD13	1.93	0.68

Continued on next page...

Continued from previous page...

Atom-1	Atom-2	Interatomic distance (Å)	Clash overlap (Å)
1:I:1194:SER:OG	1:I:1202:TRP:HE3	1.75	0.68
1:K:595:LEU:CG	1:K:1201:TRP:CH2	2.77	0.68
1:K:600:LYS:HD3	1:K:600:LYS:H	1.59	0.68
1:M:127:VAL:HG23	1:M:294:ILE:HG13	1.74	0.68
1:M:867:TRP:HA	1:M:874:LYS:HA	1.75	0.68
1:A:1002:HIS:NE2	1:A:1028:GLN:OE1	2.26	0.68
1:A:875:VAL:CG1	1:A:915:CYS:HA	2.24	0.68
1:C:1002:HIS:NE2	1:C:1028:GLN:OE1	2.26	0.68
1:C:153:HIS:HA	1:C:160:LYS:HD2	1.76	0.68
1:C:553:HIS:NE2	1:C:554:LEU:HB2	2.07	0.68
1:E:1002:HIS:NE2	1:E:1028:GLN:OE1	2.26	0.68
1:E:1167:PRO:O	1:E:1202:TRP:NE1	2.26	0.68
1:G:553:HIS:CB	1:G:610:VAL:HG11	2.22	0.68
1:I:1166:ALA:N	1:I:1167:PRO:HD3	2.08	0.68
1:I:633:CYS:CB	1:I:660:VAL:HG11	2.22	0.68
1:M:1002:HIS:NE2	1:M:1028:GLN:OE1	2.26	0.68
1:M:1220:LEU:CD2	1:M:1234:THR:OG1	2.40	0.68
1:M:153:HIS:HA	1:M:160:LYS:HD2	1.76	0.68
1:A:1187:PRO:CG	1:A:1229:PHE:CB	2.71	0.68
1:A:1199:ILE:CD1	1:A:1232:TYR:CE2	2.77	0.68
1:C:540:VAL:CG1	1:C:575:GLU:HB3	2.19	0.68
1:C:875:VAL:CG1	1:C:915:CYS:HA	2.24	0.68
1:E:374:MET:HE2	1:E:374:MET:HA	1.76	0.68
1:E:927:ASP:O	1:E:938:LEU:CB	2.24	0.68
1:G:1002:HIS:NE2	1:G:1028:GLN:OE1	2.26	0.68
1:I:127:VAL:HG23	1:I:294:ILE:HG13	1.74	0.68
1:K:1167:PRO:O	1:K:1202:TRP:NE1	2.26	0.68
1:K:119:VAL:HG12	1:K:184:TRP:HE3	1.59	0.68
1:K:595:LEU:HG	1:K:1201:TRP:CH2	2.28	0.68
1:M:359:TYR:CE1	1:M:361:TYR:CD1	2.82	0.68
1:A:1167:PRO:O	1:A:1202:TRP:NE1	2.26	0.68
1:A:359:TYR:CE1	1:A:361:TYR:CD1	2.82	0.68
1:A:427:ASP:CB	1:A:434:ARG:HG2	2.23	0.68
1:A:595:LEU:CG	1:A:1201:TRP:CH2	2.77	0.68
2:B:33:HIS:CE1	2:B:104:GLU:O	2.46	0.68
1:C:127:VAL:HG23	1:C:294:ILE:HG13	1.74	0.68
1:C:427:ASP:CB	1:C:434:ARG:HG2	2.23	0.68
1:C:860:SER:C	1:C:861:GLN:CG	2.62	0.68
1:E:137:GLN:HG2	1:E:173:LEU:CD2	2.20	0.68
1:E:359:TYR:CE1	1:E:361:TYR:CD1	2.82	0.68
1:E:554:LEU:HD13	1:E:554:LEU:O	1.93	0.68

Continued on next page...

Continued from previous page...

Atom-1	Atom-2	Interatomic distance (Å)	Clash overlap (Å)
1:G:1167:PRO:O	1:G:1202:TRP:NE1	2.26	0.68
1:G:1187:PRO:CG	1:G:1229:PHE:CB	2.71	0.68
1:I:1002:HIS:NE2	1:I:1028:GLN:OE1	2.26	0.68
1:I:1187:PRO:CG	1:I:1229:PHE:CB	2.71	0.68
1:K:1240:ILE:HG23	1:K:1241:LEU:H	1.56	0.68
1:K:239:LEU:HD12	1:K:239:LEU:C	2.15	0.68
1:M:860:SER:C	1:M:861:GLN:CG	2.62	0.68
1:A:322:LEU:HD12	1:A:364:LEU:HD23	0.74	0.68
1:A:595:LEU:HG	1:A:1201:TRP:CH2	2.28	0.68
1:C:1200:LYS:HE3	1:C:1211:GLN:HB2	1.76	0.68
1:C:1167:PRO:O	1:C:1202:TRP:NE1	2.26	0.68
1:E:636:ASP:O	1:E:637:LYS:CG	2.42	0.68
1:G:597:TRP:CD1	1:G:1243:ILE:O	2.43	0.68
1:G:554:LEU:O	1:G:554:LEU:HD22	1.93	0.68
1:I:1094:SER:O	1:I:1095:HIS:HB2	1.94	0.68
1:G:409:GLU:O	1:I:337:ARG:NH2	2.25	0.68
1:I:860:SER:C	1:I:861:GLN:CG	2.62	0.68
1:K:1143:ALA:HB3	1:K:1183:LEU:HD22	1.74	0.68
1:M:554:LEU:HD22	1:M:554:LEU:O	1.93	0.68
1:M:595:LEU:CG	1:M:1201:TRP:CH2	2.77	0.68
1:M:595:LEU:HG	1:M:1201:TRP:CH2	2.28	0.68
1:A:1166:ALA:N	1:A:1167:PRO:HD3	2.08	0.68
1:C:1220:LEU:CD2	1:C:1234:THR:OG1	2.40	0.68
1:C:636:ASP:O	1:C:637:LYS:CG	2.42	0.68
1:E:595:LEU:CG	1:E:1201:TRP:CH2	2.77	0.68
1:E:1240:ILE:HG23	1:E:1241:LEU:H	1.56	0.68
1:E:294:ILE:CG2	1:E:324:VAL:HG11	2.22	0.68
1:G:239:LEU:C	1:G:239:LEU:HD12	2.15	0.68
1:G:553:HIS:NE2	1:G:554:LEU:HB2	2.07	0.68
1:G:600:LYS:H	1:G:600:LYS:HD3	1.59	0.68
1:G:860:SER:C	1:G:861:GLN:HG2	2.14	0.68
1:I:1200:LYS:HE3	1:I:1211:GLN:HB2	1.76	0.68
1:I:881:HIS:ND1	1:I:901:SER:CB	2.48	0.68
1:K:559:PRO:O	1:K:561:PRO:CD	2.42	0.68
1:M:1094:SER:O	1:M:1095:HIS:HB2	1.94	0.68
1:A:604:THR:N	1:A:1240:ILE:HD13	2.09	0.68
1:A:862:TYR:N	1:A:884:TRP:HD1	1.92	0.68
2:B:18:HIS:CE1	2:B:30:PRO:HD2	2.22	0.68
1:C:1199:ILE:HD13	1:C:1232:TYR:HE2	1.58	0.68
1:C:559:PRO:O	1:C:561:PRO:CD	2.42	0.68
1:E:1212:THR:HG23	1:E:1213:PHE:N	2.07	0.68

Continued on next page...

Continued from previous page...

Atom-1	Atom-2	Interatomic distance (Å)	Clash overlap (Å)
1:E:553:HIS:NE2	1:E:554:LEU:HB2	2.07	0.68
1:G:1194:SER:HG	1:G:1202:TRP:HE3	1.38	0.68
1:G:1220:LEU:CG	1:G:1236:ASP:HB3	2.24	0.68
1:I:1167:PRO:O	1:I:1202:TRP:NE1	2.26	0.68
1:I:553:HIS:CB	1:I:610:VAL:HG11	2.21	0.68
1:I:875:VAL:CG1	1:I:915:CYS:HA	2.24	0.68
1:A:1143:ALA:HB3	1:A:1183:LEU:HD22	1.74	0.67
1:A:561:PRO:HB3	1:A:1214:TYR:HD2	1.60	0.67
1:A:381:ASP:O	1:A:384:THR:CG2	2.36	0.67
1:A:636:ASP:C	1:A:637:LYS:HG3	2.15	0.67
1:C:1220:LEU:CG	1:C:1236:ASP:HB3	2.25	0.67
1:C:239:LEU:HD12	1:C:239:LEU:C	2.15	0.67
1:E:604:THR:N	1:E:1240:ILE:HD13	2.09	0.67
1:E:409:GLU:HG2	1:E:410:GLU:N	2.07	0.67
1:E:867:TRP:HA	1:E:874:LYS:HA	1.75	0.67
1:G:636:ASP:O	1:G:637:LYS:CG	2.42	0.67
1:G:860:SER:C	1:G:861:GLN:CG	2.62	0.67
1:I:1220:LEU:CG	1:I:1236:ASP:HB3	2.24	0.67
1:I:155:MET:CE	1:I:441:GLN:NE2	2.55	0.67
1:I:636:ASP:O	1:I:637:LYS:CG	2.42	0.67
1:K:604:THR:N	1:K:1240:ILE:HD13	2.09	0.67
1:K:636:ASP:O	1:K:637:LYS:CG	2.42	0.67
1:C:359:TYR:CE1	1:C:361:TYR:CD1	2.82	0.67
1:E:1220:LEU:CG	1:E:1236:ASP:HB3	2.25	0.67
1:E:1199:ILE:HD13	1:E:1232:TYR:HE2	1.58	0.67
1:E:153:HIS:HA	1:E:160:LYS:HD2	1.76	0.67
1:E:473:LEU:CD1	1:E:480:CYS:CB	2.65	0.67
1:E:553:HIS:CB	1:E:610:VAL:HG11	2.22	0.67
1:E:860:SER:C	1:E:861:GLN:HG2	2.14	0.67
1:G:595:LEU:CG	1:G:1201:TRP:CH2	2.77	0.67
1:I:559:PRO:O	1:I:561:PRO:CD	2.42	0.67
1:I:636:ASP:O	1:I:637:LYS:CD	2.42	0.67
1:K:875:VAL:CG1	1:K:915:CYS:HA	2.24	0.67
1:M:559:PRO:O	1:M:561:PRO:CD	2.42	0.67
1:M:600:LYS:HD3	1:M:600:LYS:H	1.59	0.67
1:A:1199:ILE:HD13	1:A:1232:TYR:HE2	1.58	0.67
1:A:1220:LEU:CG	1:A:1236:ASP:HB3	2.25	0.67
1:C:322:LEU:HD12	1:C:364:LEU:HD23	0.74	0.67
1:E:1220:LEU:CD2	1:E:1234:THR:OG1	2.40	0.67
1:E:486:PHE:O	1:E:489:TYR:HB3	1.94	0.67
1:E:636:ASP:O	1:E:637:LYS:CD	2.42	0.67

Continued on next page...

Continued from previous page...

Atom-1	Atom-2	Interatomic distance (Å)	Clash overlap (Å)
1:G:1199:ILE:HD13	1:G:1232:TYR:HE2	1.58	0.67
1:G:1220:LEU:CD2	1:G:1234:THR:OG1	2.40	0.67
1:G:875:VAL:CG1	1:G:915:CYS:HA	2.24	0.67
1:I:1167:PRO:CB	1:I:1202:TRP:CE3	2.74	0.67
1:K:636:ASP:O	1:K:637:LYS:CD	2.42	0.67
1:K:927:ASP:O	1:K:938:LEU:CB	2.24	0.67
1:M:1143:ALA:HB3	1:M:1183:LEU:HD22	1.74	0.67
1:M:636:ASP:O	1:M:637:LYS:CG	2.42	0.67
1:M:636:ASP:C	1:M:637:LYS:HG3	2.15	0.67
1:A:155:MET:CE	1:A:441:GLN:NE2	2.55	0.67
1:A:636:ASP:O	1:A:637:LYS:CD	2.42	0.67
1:C:1240:ILE:HG23	1:C:1241:LEU:H	1.56	0.67
1:C:595:LEU:CG	1:C:1201:TRP:CH2	2.77	0.67
1:E:600:LYS:H	1:E:600:LYS:HD3	1.59	0.67
1:E:657:GLU:HG2	1:E:680:LYS:HZ1	1.55	0.67
1:G:153:HIS:HA	1:G:160:LYS:HD2	1.76	0.67
1:I:387:SER:HA	1:I:445:LEU:HD13	1.77	0.67
1:I:540:VAL:CG1	1:I:575:GLU:HB3	2.19	0.67
1:K:1220:LEU:CG	1:K:1236:ASP:HB3	2.25	0.67
1:K:359:TYR:CE1	1:K:361:TYR:CD1	2.82	0.67
1:K:862:TYR:N	1:K:884:TRP:HD1	1.92	0.67
2:L:33:HIS:CE1	2:L:104:GLU:O	2.46	0.67
1:M:1199:ILE:CD1	1:M:1232:TYR:CE2	2.77	0.67
1:M:119:VAL:HG12	1:M:184:TRP:HE3	1.59	0.67
1:M:924:GLN:N	1:M:924:GLN:OE1	2.24	0.67
1:A:1094:SER:O	1:A:1095:HIS:HB2	1.94	0.67
1:A:1220:LEU:CD2	1:A:1234:THR:OG1	2.40	0.67
1:A:260:ILE:O	1:A:260:ILE:CG1	2.43	0.67
1:A:860:SER:C	1:A:861:GLN:HG2	2.14	0.67
1:A:860:SER:C	1:A:861:GLN:CG	2.62	0.67
1:C:119:VAL:HG12	1:C:184:TRP:HE3	1.59	0.67
1:E:143:LEU:H	1:E:143:LEU:HD22	1.60	0.67
1:E:597:TRP:CH2	1:E:600:LYS:HA	2.30	0.67
1:G:127:VAL:HG23	1:G:294:ILE:HG13	1.73	0.67
1:G:559:PRO:O	1:G:561:PRO:CD	2.42	0.67
1:G:570:GLU:CD	1:G:571:PRO:HD2	2.15	0.67
1:I:143:LEU:HD22	1:I:143:LEU:H	1.60	0.67
1:I:928:VAL:CG2	1:I:1224:HIS:ND1	2.58	0.67
1:K:860:SER:C	1:K:861:GLN:CG	2.62	0.67
1:M:1220:LEU:CG	1:M:1236:ASP:HB3	2.25	0.67
1:A:1185:PHE:O	1:A:1229:PHE:HZ	1.78	0.67

Continued on next page...

Continued from previous page...

Atom-1	Atom-2	Interatomic distance (Å)	Clash overlap (Å)
1:A:143:LEU:HD22	1:A:143:LEU:H	1.60	0.67
1:A:239:LEU:HD12	1:A:239:LEU:C	2.15	0.67
1:A:336:ASN:HB3	1:M:431:LYS:HZ2	1.60	0.67
1:A:486:PHE:O	1:A:489:TYR:HB3	1.94	0.67
1:A:570:GLU:CD	1:A:571:PRO:HD2	2.15	0.67
1:C:1171:GLU:HG3	1:C:1172:GLY:N	2.06	0.67
1:C:1220:LEU:HG	1:C:1236:ASP:CB	2.25	0.67
1:C:486:PHE:O	1:C:489:TYR:HB3	1.94	0.67
1:E:1199:ILE:CD1	1:E:1232:TYR:CE2	2.77	0.67
1:E:387:SER:HA	1:E:445:LEU:HD13	1.77	0.67
1:E:559:PRO:O	1:E:561:PRO:CD	2.42	0.67
1:E:570:GLU:CD	1:E:571:PRO:HD2	2.15	0.67
1:G:1220:LEU:HG	1:G:1236:ASP:CB	2.25	0.67
1:G:387:SER:HA	1:G:445:LEU:HD13	1.77	0.67
1:G:564:VAL:HG13	1:G:583:GLN:HG2	1.77	0.67
1:I:119:VAL:HG12	1:I:184:TRP:HE3	1.59	0.67
1:I:174:LEU:C	1:I:174:LEU:HD23	2.15	0.67
1:I:595:LEU:CG	1:I:1201:TRP:CH2	2.77	0.67
1:K:1178:GLY:O	1:K:1179:TRP:HB2	1.95	0.67
1:K:1185:PHE:HE1	1:K:1192:LEU:HD12	1.53	0.67
1:A:559:PRO:O	1:A:561:PRO:CD	2.42	0.67
1:A:600:LYS:H	1:A:600:LYS:HD3	1.59	0.67
1:C:553:HIS:CB	1:C:610:VAL:HG11	2.22	0.67
1:C:636:ASP:C	1:C:637:LYS:HG3	2.15	0.67
1:E:597:TRP:CD1	1:E:1243:ILE:O	2.43	0.67
1:E:261:LEU:HD12	1:E:261:LEU:C	2.15	0.67
1:I:261:LEU:HD12	1:I:261:LEU:C	2.15	0.67
1:I:359:TYR:CE1	1:I:361:TYR:CD1	2.82	0.67
1:M:174:LEU:HD23	1:M:174:LEU:C	2.15	0.67
1:M:875:VAL:CG1	1:M:915:CYS:HA	2.24	0.67
1:A:639:LEU:HG	1:A:653:ILE:CG2	2.25	0.67
1:C:387:SER:HA	1:C:445:LEU:HD13	1.77	0.67
1:C:570:GLU:CD	1:C:571:PRO:HD2	2.15	0.67
1:C:860:SER:C	1:C:861:GLN:HG2	2.14	0.67
1:G:1185:PHE:HE1	1:G:1192:LEU:HD12	1.53	0.67
1:G:359:TYR:CE1	1:G:361:TYR:CD1	2.82	0.67
1:G:535:GLU:O	1:G:538:CYS:HB2	1.95	0.67
1:G:540:VAL:CG1	1:G:575:GLU:HB3	2.19	0.67
1:I:564:VAL:HG13	1:I:583:GLN:HG2	1.77	0.67
1:K:174:LEU:HD23	1:K:174:LEU:C	2.15	0.67
1:K:261:LEU:C	1:K:261:LEU:HD12	2.15	0.67

Continued on next page...

Continued from previous page...

Atom-1	Atom-2	Interatomic distance (Å)	Clash overlap (Å)
1:M:561:PRO:HB3	1:M:1214:TYR:HD2	1.60	0.67
1:M:860:SER:C	1:M:861:GLN:HG2	2.14	0.67
1:A:636:ASP:O	1:A:637:LYS:CG	2.42	0.67
1:A:866:LEU:HD22	1:A:914:VAL:CB	2.25	0.67
1:G:1185:PHE:O	1:G:1229:PHE:HZ	1.78	0.67
1:G:174:LEU:C	1:G:174:LEU:HD23	2.15	0.67
1:I:1185:PHE:O	1:I:1229:PHE:HZ	1.78	0.67
1:I:486:PHE:O	1:I:489:TYR:HB3	1.94	0.67
1:K:928:VAL:CG2	1:K:1224:HIS:ND1	2.58	0.67
1:K:387:SER:HA	1:K:445:LEU:HD13	1.77	0.67
1:K:403:LEU:HD12	1:K:403:LEU:C	2.15	0.67
1:K:867:TRP:HA	1:K:874:LYS:HA	1.75	0.67
1:M:260:ILE:CG1	1:M:260:ILE:O	2.43	0.67
1:M:322:LEU:CD1	1:M:364:LEU:CD2	2.42	0.67
1:M:403:LEU:HD12	1:M:403:LEU:C	2.15	0.67
1:M:486:PHE:O	1:M:489:TYR:HB3	1.94	0.67
1:M:639:LEU:HG	1:M:653:ILE:CG2	2.25	0.67
1:A:1240:ILE:HG23	1:A:1241:LEU:H	1.56	0.67
1:A:140:LEU:C	1:A:140:LEU:HD13	2.16	0.67
1:E:496:MET:HA	1:E:496:MET:HE3	1.77	0.67
1:E:535:GLU:O	1:E:538:CYS:HB2	1.95	0.67
1:G:597:TRP:CH2	1:G:600:LYS:HA	2.30	0.67
1:G:867:TRP:HA	1:G:874:LYS:HA	1.75	0.67
1:I:866:LEU:HD22	1:I:914:VAL:CB	2.25	0.67
1:K:486:PHE:O	1:K:489:TYR:HB3	1.94	0.67
1:K:860:SER:C	1:K:861:GLN:HG2	2.14	0.67
1:M:143:LEU:HD22	1:M:143:LEU:H	1.60	0.67
1:M:239:LEU:HD12	1:M:239:LEU:C	2.14	0.67
1:A:403:LEU:C	1:A:403:LEU:HD12	2.15	0.66
1:C:639:LEU:HG	1:C:653:ILE:CG2	2.25	0.66
1:E:119:VAL:HG12	1:E:184:TRP:HE3	1.59	0.66
1:E:540:VAL:CG1	1:E:575:GLU:HB3	2.19	0.66
1:E:860:SER:C	1:E:861:GLN:CG	2.62	0.66
1:G:486:PHE:O	1:G:489:TYR:HB3	1.94	0.66
1:I:1220:LEU:CA	1:I:1236:ASP:HB3	2.25	0.66
1:K:1167:PRO:CB	1:K:1202:TRP:CE3	2.74	0.66
1:K:636:ASP:C	1:K:637:LYS:HG3	2.15	0.66
1:M:1240:ILE:HG23	1:M:1241:LEU:H	1.56	0.66
1:M:597:TRP:CH2	1:M:600:LYS:HA	2.30	0.66
1:A:597:TRP:CH2	1:A:600:LYS:HA	2.30	0.66
1:A:409:GLU:O	1:C:337:ARG:NH2	2.25	0.66

Continued on next page...

Continued from previous page...

Atom-1	Atom-2	Interatomic distance (Å)	Clash overlap (Å)
1:C:636:ASP:O	1:C:637:LYS:CD	2.42	0.66
1:C:862:TYR:N	1:C:884:TRP:HD1	1.92	0.66
1:E:636:ASP:C	1:E:637:LYS:HG3	2.15	0.66
1:E:866:LEU:HD22	1:E:914:VAL:CB	2.25	0.66
1:G:604:THR:N	1:G:1240:ILE:HD13	2.09	0.66
1:I:604:THR:N	1:I:1240:ILE:HD13	2.09	0.66
1:K:1094:SER:O	1:K:1095:HIS:HB2	1.94	0.66
1:K:597:TRP:CH2	1:K:600:LYS:HA	2.30	0.66
1:M:1200:LYS:HE3	1:M:1211:GLN:HB2	1.76	0.66
1:M:1220:LEU:CA	1:M:1236:ASP:HB3	2.25	0.66
1:A:1167:PRO:CB	1:A:1202:TRP:CE3	2.74	0.66
1:A:387:SER:HA	1:A:445:LEU:HD13	1.77	0.66
1:C:1185:PHE:HE1	1:C:1192:LEU:HD12	1.53	0.66
1:C:140:LEU:HD13	1:C:140:LEU:C	2.16	0.66
1:C:597:TRP:CH2	1:C:600:LYS:HA	2.30	0.66
1:G:1094:SER:O	1:G:1095:HIS:HB2	1.94	0.66
1:G:261:LEU:HD12	1:G:261:LEU:C	2.15	0.66
1:G:636:ASP:O	1:G:637:LYS:CD	2.42	0.66
1:G:999:ARG:CZ	1:G:1000:PHE:H	2.09	0.66
2:H:33:HIS:CE1	2:H:104:GLU:O	2.46	0.66
1:I:155:MET:HE3	1:I:441:GLN:HE21	1.57	0.66
1:I:535:GLU:O	1:I:538:CYS:HB2	1.95	0.66
1:K:1200:LYS:HE3	1:K:1211:GLN:HB2	1.76	0.66
1:K:1220:LEU:HG	1:K:1236:ASP:CB	2.25	0.66
1:K:866:LEU:HD22	1:K:914:VAL:CB	2.25	0.66
1:M:928:VAL:CG2	1:M:1224:HIS:ND1	2.58	0.66
1:A:294:ILE:CG2	1:A:324:VAL:CG1	2.74	0.66
1:C:604:THR:N	1:C:1240:ILE:HD13	2.09	0.66
1:E:1094:SER:O	1:E:1095:HIS:HB2	1.94	0.66
1:E:174:LEU:C	1:E:174:LEU:HD23	2.15	0.66
1:E:239:LEU:C	1:E:239:LEU:HD12	2.15	0.66
1:E:564:VAL:HG13	1:E:583:GLN:HG2	1.77	0.66
1:G:137:GLN:HG2	1:G:173:LEU:CD2	2.20	0.66
1:I:1178:GLY:O	1:I:1179:TRP:HB2	1.95	0.66
1:I:294:ILE:CG2	1:I:324:VAL:CG1	2.74	0.66
1:I:570:GLU:CD	1:I:571:PRO:HD2	2.15	0.66
1:I:600:LYS:HD3	1:I:600:LYS:H	1.59	0.66
1:K:294:ILE:CG2	1:K:324:VAL:CG1	2.74	0.66
1:M:999:ARG:CZ	1:M:1000:PHE:H	2.08	0.66
1:M:1199:ILE:HD13	1:M:1232:TYR:HE2	1.58	0.66
1:M:261:LEU:HD12	1:M:261:LEU:C	2.15	0.66

Continued on next page...

Continued from previous page...

Atom-1	Atom-2	Interatomic distance (Å)	Clash overlap (Å)
1:M:294:ILE:CG2	1:M:324:VAL:CG1	2.74	0.66
1:A:261:LEU:HD12	1:A:261:LEU:C	2.15	0.66
1:A:999:ARG:CZ	1:A:1000:PHE:H	2.09	0.66
1:E:1220:LEU:CA	1:E:1236:ASP:HB3	2.25	0.66
1:G:636:ASP:C	1:G:637:LYS:HG3	2.15	0.66
1:I:140:LEU:C	1:I:140:LEU:HD13	2.16	0.66
1:I:322:LEU:HD12	1:I:364:LEU:HD23	0.74	0.66
1:I:416:GLN:NE2	1:I:416:GLN:HA	2.11	0.66
1:I:597:TRP:CH2	1:I:600:LYS:HA	2.30	0.66
1:I:867:TRP:HA	1:I:874:LYS:HA	1.75	0.66
1:K:453:LEU:HD12	1:K:453:LEU:C	2.16	0.66
1:K:617:ALA:O	1:K:635:ALA:N	2.24	0.66
1:K:639:LEU:HG	1:K:653:ILE:CG2	2.25	0.66
1:M:1167:PRO:CB	1:M:1202:TRP:CE3	2.74	0.66
1:M:381:ASP:O	1:M:384:THR:CG2	2.36	0.66
1:M:570:GLU:CD	1:M:571:PRO:HD2	2.15	0.66
1:A:928:VAL:CG2	1:A:1224:HIS:ND1	2.58	0.66
1:C:600:LYS:HD3	1:C:600:LYS:H	1.59	0.66
1:G:119:VAL:HG12	1:G:184:TRP:HE3	1.59	0.66
1:I:239:LEU:HD12	1:I:239:LEU:C	2.15	0.66
1:I:636:ASP:C	1:I:637:LYS:HG3	2.15	0.66
1:M:140:LEU:HD13	1:M:140:LEU:C	2.16	0.66
1:M:387:SER:HA	1:M:445:LEU:HD13	1.77	0.66
1:A:1226:SER:O	1:A:1229:PHE:N	2.29	0.66
1:A:119:VAL:HG12	1:A:184:TRP:HE3	1.59	0.66
1:C:1094:SER:O	1:C:1095:HIS:HB2	1.94	0.66
1:E:639:LEU:HG	1:E:653:ILE:CG2	2.25	0.66
1:E:999:ARG:CZ	1:E:1000:PHE:H	2.09	0.66
1:G:1178:GLY:O	1:G:1179:TRP:HB2	1.95	0.66
1:I:403:LEU:C	1:I:403:LEU:HD12	2.15	0.66
1:I:453:LEU:C	1:I:453:LEU:HD12	2.16	0.66
2:J:33:HIS:CE1	2:J:104:GLU:O	2.46	0.66
1:K:570:GLU:CD	1:K:571:PRO:HD2	2.15	0.66
1:M:1178:GLY:O	1:M:1179:TRP:HB2	1.95	0.66
1:M:1220:LEU:HG	1:M:1236:ASP:CB	2.25	0.66
1:M:453:LEU:HD12	1:M:453:LEU:C	2.16	0.66
1:M:604:THR:N	1:M:1240:ILE:HD13	2.09	0.66
1:A:564:VAL:HG13	1:A:583:GLN:HG2	1.77	0.66
1:C:1220:LEU:CA	1:C:1236:ASP:HB3	2.25	0.66
1:C:261:LEU:HD12	1:C:261:LEU:C	2.15	0.66
1:C:364:LEU:CD1	1:C:368:MET:CE	2.74	0.66

Continued on next page...

Continued from previous page...

Atom-1	Atom-2	Interatomic distance (Å)	Clash overlap (Å)
1:C:535:GLU:O	1:C:538:CYS:HB2	1.95	0.66
1:E:1178:GLY:O	1:E:1179:TRP:HB2	1.95	0.66
1:E:1226:SER:O	1:E:1229:PHE:N	2.29	0.66
1:E:403:LEU:C	1:E:403:LEU:HD12	2.15	0.66
1:K:597:TRP:CD1	1:K:1243:ILE:O	2.43	0.66
1:K:143:LEU:HD22	1:K:143:LEU:H	1.60	0.66
1:A:121:GLN:OE1	1:M:147:PRO:HG2	1.96	0.66
1:M:301:MET:HG3	1:M:306:LEU:HD21	1.77	0.66
1:M:564:VAL:HG13	1:M:583:GLN:HG2	1.77	0.66
1:C:143:LEU:H	1:C:143:LEU:HD22	1.60	0.66
1:C:403:LEU:C	1:C:403:LEU:HD12	2.15	0.66
1:E:1112:TRP:HB3	1:E:1119:PRO:HA	1.78	0.66
1:G:158:CYS:SG	1:G:284:SER:CA	2.84	0.66
1:I:1220:LEU:CD2	1:I:1234:THR:OG1	2.40	0.66
1:I:999:ARG:CZ	1:I:1000:PHE:H	2.09	0.66
1:K:260:ILE:O	1:K:260:ILE:CG1	2.43	0.66
1:M:636:ASP:O	1:M:637:LYS:CD	2.42	0.66
1:A:1200:LYS:HE3	1:A:1211:GLN:HB2	1.76	0.66
1:A:1220:LEU:HG	1:A:1236:ASP:CB	2.25	0.66
1:A:174:LEU:C	1:A:174:LEU:HD23	2.15	0.66
1:C:307:PRO:HG2	1:C:338:TRP:CZ3	2.31	0.66
1:C:489:TYR:O	1:C:489:TYR:HD1	1.79	0.66
1:E:1194:SER:OG	1:E:1202:TRP:HE3	1.75	0.66
1:E:1220:LEU:HG	1:E:1236:ASP:CB	2.25	0.66
1:E:260:ILE:CG1	1:E:260:ILE:O	2.43	0.66
1:E:294:ILE:CG2	1:E:324:VAL:CG1	2.74	0.66
1:G:1112:TRP:HB3	1:G:1119:PRO:HA	1.78	0.66
1:G:1220:LEU:CA	1:G:1236:ASP:HB3	2.25	0.66
1:G:301:MET:HG3	1:G:306:LEU:HD21	1.77	0.66
1:G:416:GLN:HA	1:G:416:GLN:NE2	2.11	0.66
1:I:1226:SER:O	1:I:1229:PHE:N	2.29	0.66
1:I:597:TRP:CD1	1:I:1243:ILE:O	2.43	0.66
1:I:364:LEU:CD1	1:I:368:MET:CE	2.74	0.66
1:I:924:GLN:N	1:I:924:GLN:OE1	2.24	0.66
1:K:301:MET:HG3	1:K:306:LEU:HD21	1.77	0.66
1:K:999:ARG:CZ	1:K:1000:PHE:H	2.09	0.66
1:M:158:CYS:SG	1:M:284:SER:CA	2.84	0.66
1:A:1171:GLU:HG3	1:A:1172:GLY:N	2.06	0.65
1:A:301:MET:HG3	1:A:306:LEU:HD21	1.77	0.65
1:A:307:PRO:HG2	1:A:338:TRP:CZ3	2.31	0.65
1:C:564:VAL:HG13	1:C:583:GLN:HG2	1.77	0.65

Continued on next page...

Continued from previous page...

Atom-1	Atom-2	Interatomic distance (Å)	Clash overlap (Å)
1:C:657:GLU:HG2	1:C:680:LYS:HZ1	1.58	0.65
1:C:999:ARG:CZ	1:C:1000:PHE:H	2.09	0.65
1:E:140:LEU:C	1:E:140:LEU:HD13	2.16	0.65
1:G:334:PHE:CG	1:G:337:ARG:HD2	2.31	0.65
1:G:678:ASP:O	1:G:679:LYS:HB2	1.96	0.65
1:I:1220:LEU:HG	1:I:1236:ASP:CB	2.25	0.65
1:I:158:CYS:SG	1:I:284:SER:CA	2.84	0.65
1:I:307:PRO:HG2	1:I:338:TRP:CZ3	2.31	0.65
1:I:639:LEU:HG	1:I:653:ILE:CG2	2.25	0.65
1:K:535:GLU:O	1:K:538:CYS:HB2	1.95	0.65
1:M:866:LEU:HD22	1:M:914:VAL:CB	2.25	0.65
1:E:147:PRO:HG2	1:G:121:GLN:OE1	1.96	0.65
1:E:307:PRO:HG2	1:E:338:TRP:CZ3	2.31	0.65
1:G:999:ARG:CD	1:G:1030:TRP:NE1	2.59	0.65
1:G:260:ILE:CG1	1:G:260:ILE:O	2.43	0.65
1:G:639:LEU:HG	1:G:653:ILE:CG2	2.25	0.65
1:G:882:LEU:N	1:G:882:LEU:CD2	2.39	0.65
1:I:922:LEU:HD11	1:I:1241:LEU:HD23	1.79	0.65
1:K:985:ILE:HD11	1:K:1006:VAL:HG21	1.78	0.65
1:K:409:GLU:O	1:M:337:ARG:NH2	2.25	0.65
1:K:564:VAL:HG13	1:K:583:GLN:HG2	1.77	0.65
1:K:922:LEU:HD11	1:K:1241:LEU:HD23	1.79	0.65
1:A:1178:GLY:O	1:A:1179:TRP:HB2	1.94	0.65
1:A:158:CYS:SG	1:A:284:SER:CA	2.84	0.65
1:A:883:SER:CB	1:A:902:ASP:HB3	2.26	0.65
1:C:174:LEU:C	1:C:174:LEU:HD23	2.15	0.65
1:C:883:SER:CB	1:C:902:ASP:HB3	2.26	0.65
1:E:301:MET:HG3	1:E:306:LEU:HD21	1.77	0.65
1:G:489:TYR:O	1:G:489:TYR:HD1	1.79	0.65
1:G:866:LEU:HD22	1:G:914:VAL:CB	2.25	0.65
1:I:334:PHE:CG	1:I:337:ARG:HD2	2.31	0.65
1:I:489:TYR:O	1:I:489:TYR:HD1	1.79	0.65
1:K:1171:GLU:HG3	1:K:1172:GLY:N	2.06	0.65
1:K:561:PRO:HB3	1:K:1214:TYR:HD2	1.60	0.65
1:K:1226:SER:O	1:K:1229:PHE:N	2.29	0.65
1:K:1220:LEU:CD2	1:K:1234:THR:OG1	2.40	0.65
1:K:155:MET:CE	1:K:441:GLN:NE2	2.55	0.65
1:M:1200:LYS:HG3	1:M:1211:GLN:CB	2.27	0.65
1:M:416:GLN:NE2	1:M:416:GLN:HA	2.11	0.65
1:M:597:TRP:HH2	1:M:603:ILE:CG1	2.10	0.65
1:A:597:TRP:CD1	1:A:1243:ILE:O	2.43	0.65

Continued on next page...

Continued from previous page...

Atom-1	Atom-2	Interatomic distance (Å)	Clash overlap (Å)
1:A:535:GLU:O	1:A:538:CYS:HB2	1.95	0.65
1:E:364:LEU:CD1	1:E:368:MET:CE	2.74	0.65
1:G:1226:SER:O	1:G:1229:PHE:N	2.29	0.65
1:G:364:LEU:CD1	1:G:368:MET:CE	2.74	0.65
1:G:453:LEU:C	1:G:453:LEU:HD12	2.16	0.65
1:G:862:TYR:HA	1:G:885:VAL:HG13	1.79	0.65
1:I:1200:LYS:HG3	1:I:1211:GLN:CB	2.27	0.65
1:I:544:PHE:HE1	1:I:576:VAL:CG1	1.88	0.65
1:I:985:ILE:HD11	1:I:1006:VAL:HG21	1.78	0.65
1:I:999:ARG:CD	1:I:1030:TRP:NE1	2.59	0.65
1:K:212:PHE:CD2	1:K:230:LEU:HD21	2.32	0.65
1:K:334:PHE:CG	1:K:337:ARG:HD2	2.31	0.65
1:M:1226:SER:O	1:M:1229:PHE:N	2.29	0.65
1:A:453:LEU:C	1:A:453:LEU:HD12	2.16	0.65
1:A:489:TYR:O	1:A:489:TYR:HD1	1.79	0.65
1:A:573:THR:HA	1:A:577:TYR:HD2	1.62	0.65
1:C:1112:TRP:HB3	1:C:1119:PRO:HA	1.78	0.65
1:C:1185:PHE:O	1:C:1229:PHE:HZ	1.78	0.65
1:C:866:LEU:HD22	1:C:914:VAL:CB	2.25	0.65
2:F:33:HIS:CE1	2:F:104:GLU:O	2.46	0.65
1:G:307:PRO:HG2	1:G:338:TRP:CZ3	2.31	0.65
1:I:1199:ILE:CD1	1:I:1232:TYR:CE2	2.77	0.65
1:I:260:ILE:O	1:I:260:ILE:CG1	2.43	0.65
1:K:1220:LEU:CA	1:K:1236:ASP:HB3	2.25	0.65
1:K:140:LEU:C	1:K:140:LEU:HD13	2.16	0.65
1:C:1226:SER:O	1:C:1229:PHE:N	2.29	0.65
1:C:212:PHE:CD2	1:C:230:LEU:HD21	2.32	0.65
1:C:678:ASP:O	1:C:679:LYS:HB2	1.96	0.65
2:D:33:HIS:CE1	2:D:104:GLU:O	2.46	0.65
1:E:212:PHE:CD2	1:E:230:LEU:HD21	2.32	0.65
1:E:334:PHE:CG	1:E:337:ARG:HD2	2.31	0.65
1:E:453:LEU:C	1:E:453:LEU:HD12	2.16	0.65
1:E:678:ASP:O	1:E:679:LYS:HB2	1.96	0.65
1:E:928:VAL:CG2	1:E:1224:HIS:ND1	2.58	0.65
1:G:403:LEU:HD12	1:G:403:LEU:C	2.15	0.65
1:G:513:LYS:HD3	1:G:522:LEU:CG	2.27	0.65
1:K:1200:LYS:HG3	1:K:1211:GLN:CB	2.27	0.65
1:K:416:GLN:HA	1:K:416:GLN:NE2	2.11	0.65
1:K:862:TYR:HA	1:K:885:VAL:HG13	1.79	0.65
1:M:535:GLU:O	1:M:538:CYS:HB2	1.95	0.65
1:C:985:ILE:HD11	1:C:1006:VAL:HG21	1.78	0.65

Continued on next page...

Continued from previous page...

Atom-1	Atom-2	Interatomic distance (Å)	Clash overlap (Å)
1:C:453:LEU:HD12	1:C:453:LEU:C	2.16	0.65
1:C:513:LYS:HD3	1:C:522:LEU:CG	2.27	0.65
1:C:927:ASP:O	1:C:938:LEU:CB	2.24	0.65
1:E:572:GLU:O	1:E:573:THR:HG23	1.97	0.65
1:G:143:LEU:HD22	1:G:143:LEU:H	1.60	0.65
1:I:862:TYR:HA	1:I:885:VAL:HG13	1.79	0.65
1:K:1151:ILE:HG12	1:K:1167:PRO:HG2	1.79	0.65
1:M:883:SER:CB	1:M:902:ASP:HB3	2.26	0.65
1:A:1220:LEU:CA	1:A:1236:ASP:HB3	2.25	0.65
1:A:262:LEU:HD11	1:A:270:THR:CG2	2.27	0.65
1:C:158:CYS:SG	1:C:284:SER:CA	2.84	0.65
1:C:262:LEU:HD11	1:C:270:THR:CG2	2.27	0.65
1:C:416:GLN:NE2	1:C:416:GLN:HA	2.11	0.65
1:C:564:VAL:HG11	1:C:583:GLN:HG3	1.79	0.65
1:E:416:GLN:NE2	1:E:416:GLN:HA	2.11	0.65
1:G:1200:LYS:HG3	1:G:1211:GLN:CB	2.27	0.65
1:G:597:TRP:HH2	1:G:603:ILE:CG1	2.10	0.65
1:I:1112:TRP:HB3	1:I:1119:PRO:HA	1.78	0.65
1:I:212:PHE:CD2	1:I:230:LEU:HD21	2.32	0.65
1:I:290:LYS:O	1:I:293:GLU:HB3	1.97	0.65
1:I:147:PRO:HG2	1:K:121:GLN:OE1	1.96	0.65
1:K:262:LEU:HD11	1:K:270:THR:CG2	2.27	0.65
1:K:307:PRO:HG2	1:K:338:TRP:CZ3	2.31	0.65
1:M:307:PRO:HG2	1:M:338:TRP:CZ3	2.31	0.65
1:M:461:ILE:HD13	1:M:491:MET:CG	2.27	0.65
1:M:573:THR:HA	1:M:577:TYR:HD2	1.62	0.65
1:M:985:ILE:HD11	1:M:1006:VAL:HG21	1.78	0.65
1:A:262:LEU:HD21	1:A:270:THR:CG2	2.27	0.65
1:A:364:LEU:CD1	1:A:368:MET:CE	2.74	0.65
1:A:513:LYS:HD3	1:A:522:LEU:CG	2.27	0.65
1:A:882:LEU:N	1:A:882:LEU:CD2	2.39	0.65
1:C:294:ILE:CG2	1:C:324:VAL:CG1	2.74	0.65
1:E:158:CYS:SG	1:E:284:SER:CA	2.84	0.65
1:E:883:SER:CB	1:E:902:ASP:HB3	2.26	0.65
1:E:862:TYR:N	1:E:884:TRP:HD1	1.92	0.65
1:E:862:TYR:HA	1:E:885:VAL:HG13	1.79	0.65
1:G:1199:ILE:CD1	1:G:1232:TYR:CE2	2.77	0.65
1:I:301:MET:HG3	1:I:306:LEU:HD21	1.77	0.65
1:I:513:LYS:HD3	1:I:522:LEU:CG	2.27	0.65
1:K:1199:ILE:CD1	1:K:1232:TYR:CE2	2.77	0.65
1:K:461:ILE:HD13	1:K:491:MET:CG	2.27	0.65

Continued on next page...

Continued from previous page...

Atom-1	Atom-2	Interatomic distance (Å)	Clash overlap (Å)
1:K:540:VAL:CG1	1:K:575:GLU:HB3	2.19	0.65
1:M:1112:TRP:HB3	1:M:1119:PRO:HA	1.78	0.65
1:K:147:PRO:HG2	1:M:121:GLN:OE1	1.96	0.65
1:M:212:PHE:CD2	1:M:230:LEU:HD21	2.32	0.65
1:M:262:LEU:HD11	1:M:270:THR:CG2	2.27	0.65
1:M:564:VAL:HG11	1:M:583:GLN:HG3	1.79	0.65
1:M:862:TYR:N	1:M:884:TRP:HD1	1.92	0.65
1:M:922:LEU:HD11	1:M:1241:LEU:HD23	1.79	0.65
1:A:147:PRO:HG2	1:C:121:GLN:OE1	1.96	0.65
1:A:334:PHE:CG	1:A:337:ARG:HD2	2.31	0.65
1:A:416:GLN:HA	1:A:416:GLN:NE2	2.11	0.65
1:C:294:ILE:CG2	1:C:324:VAL:HG11	2.22	0.65
1:C:334:PHE:CG	1:C:337:ARG:HD2	2.31	0.65
1:E:513:LYS:HD3	1:E:522:LEU:CG	2.27	0.65
1:E:985:ILE:HD11	1:E:1006:VAL:HG21	1.78	0.65
1:G:1110:LYS:HD3	1:G:1119:PRO:HG3	1.79	0.65
1:G:1151:ILE:HG12	1:G:1167:PRO:HG2	1.79	0.65
1:G:256:SER:O	1:G:257:GLN:HB2	1.97	0.65
1:I:1151:ILE:HG12	1:I:1167:PRO:HG2	1.79	0.65
1:K:158:CYS:SG	1:K:284:SER:CA	2.84	0.65
1:K:364:LEU:CD1	1:K:368:MET:CE	2.74	0.65
1:M:262:LEU:HD21	1:M:270:THR:CG2	2.27	0.65
1:M:489:TYR:O	1:M:489:TYR:HD1	1.79	0.65
1:M:513:LYS:HD3	1:M:522:LEU:CG	2.27	0.65
1:M:862:TYR:HA	1:M:885:VAL:HG13	1.79	0.65
1:A:212:PHE:CD2	1:A:230:LEU:HD21	2.32	0.64
1:A:657:GLU:HG2	1:A:680:LYS:HZ1	1.59	0.64
1:C:1167:PRO:CB	1:C:1202:TRP:CE3	2.74	0.64
1:E:1110:LYS:HD3	1:E:1119:PRO:HG3	1.79	0.64
1:C:147:PRO:HG2	1:E:121:GLN:OE1	1.96	0.64
1:E:573:THR:HA	1:E:577:TYR:HD2	1.62	0.64
1:I:461:ILE:HD13	1:I:491:MET:CG	2.27	0.64
1:I:553:HIS:C	1:I:553:HIS:CD2	2.71	0.64
1:I:883:SER:CB	1:I:902:ASP:HB3	2.27	0.64
1:K:262:LEU:HD21	1:K:270:THR:CG2	2.27	0.64
1:K:290:LYS:O	1:K:293:GLU:HB3	1.97	0.64
1:K:453:LEU:HD11	1:K:454:GLN:NE2	2.00	0.64
1:K:597:TRP:HH2	1:K:603:ILE:CG1	2.10	0.64
1:A:1235:VAL:O	1:A:1235:VAL:HG22	1.97	0.64
1:C:597:TRP:CD1	1:C:1243:ILE:O	2.43	0.64
1:C:260:ILE:CG1	1:C:260:ILE:O	2.43	0.64

Continued on next page...

Continued from previous page...

Atom-1	Atom-2	Interatomic distance (Å)	Clash overlap (Å)
1:C:283:GLU:CD	1:C:284:SER:N	2.51	0.64
1:C:597:TRP:HH2	1:C:603:ILE:CG1	2.10	0.64
1:E:1185:PHE:O	1:E:1229:PHE:HZ	1.78	0.64
1:E:1235:VAL:O	1:E:1235:VAL:HG22	1.97	0.64
1:E:256:SER:O	1:E:257:GLN:HB2	1.97	0.64
1:E:262:LEU:HD11	1:E:270:THR:CG2	2.27	0.64
1:E:489:TYR:HD1	1:E:489:TYR:O	1.79	0.64
1:G:1235:VAL:O	1:G:1235:VAL:HG22	1.97	0.64
1:G:290:LYS:O	1:G:293:GLU:HB3	1.97	0.64
1:I:1110:LYS:HD3	1:I:1119:PRO:HG3	1.79	0.64
1:G:147:PRO:HG2	1:I:121:GLN:OE1	1.96	0.64
1:K:127:VAL:N	3:K:1301:DTP:HN61	1.93	0.64
1:K:513:LYS:HD3	1:K:522:LEU:CG	2.27	0.64
1:M:1151:ILE:HG12	1:M:1167:PRO:HG2	1.79	0.64
1:A:572:GLU:O	1:A:573:THR:HG23	1.97	0.64
1:A:862:TYR:HA	1:A:885:VAL:HG13	1.79	0.64
1:C:1178:GLY:O	1:C:1179:TRP:HB2	1.95	0.64
1:C:1235:VAL:HG22	1:C:1235:VAL:O	1.97	0.64
1:C:290:LYS:O	1:C:293:GLU:HB3	1.97	0.64
1:C:301:MET:HG3	1:C:306:LEU:HD21	1.77	0.64
1:C:155:MET:CE	1:C:441:GLN:NE2	2.55	0.64
1:G:985:ILE:HD11	1:G:1006:VAL:HG21	1.78	0.64
1:G:928:VAL:CG2	1:G:1224:HIS:ND1	2.58	0.64
1:G:212:PHE:CD2	1:G:230:LEU:HD21	2.32	0.64
1:G:262:LEU:HD21	1:G:270:THR:CG2	2.27	0.64
1:G:553:HIS:C	1:G:553:HIS:CD2	2.71	0.64
1:I:678:ASP:O	1:I:679:LYS:HB2	1.96	0.64
1:K:1112:TRP:HB3	1:K:1119:PRO:HA	1.78	0.64
1:K:553:HIS:C	1:K:553:HIS:CD2	2.71	0.64
1:K:573:THR:HA	1:K:577:TYR:HD2	1.62	0.64
1:M:283:GLU:CD	1:M:284:SER:N	2.51	0.64
1:M:678:ASP:O	1:M:679:LYS:HB2	1.96	0.64
1:A:1112:TRP:HB3	1:A:1119:PRO:HA	1.78	0.64
1:A:461:ILE:HD13	1:A:491:MET:CG	2.27	0.64
1:A:678:ASP:O	1:A:679:LYS:HB2	1.96	0.64
1:C:1200:LYS:HG3	1:C:1211:GLN:CB	2.27	0.64
1:C:262:LEU:HD21	1:C:270:THR:CG2	2.27	0.64
1:G:140:LEU:HD13	1:G:140:LEU:C	2.16	0.64
1:G:902:ASP:HB3	2:H:72:LYS:HZ2	1.61	0.64
1:I:561:PRO:HB3	1:I:1214:TYR:HD2	1.59	0.64
1:I:1235:VAL:HG22	1:I:1235:VAL:O	1.97	0.64

Continued on next page...

Continued from previous page...

Atom-1	Atom-2	Interatomic distance (Å)	Clash overlap (Å)
1:K:381:ASP:O	1:K:384:THR:CG2	2.36	0.64
1:M:1235:VAL:HG22	1:M:1235:VAL:O	1.97	0.64
1:M:657:GLU:HG2	1:M:680:LYS:HZ1	1.58	0.64
1:C:256:SER:O	1:C:257:GLN:HB2	1.97	0.64
1:C:573:THR:HA	1:C:577:TYR:HD2	1.62	0.64
1:C:882:LEU:CD2	1:C:882:LEU:N	2.39	0.64
1:E:564:VAL:HG11	1:E:583:GLN:HG3	1.79	0.64
1:I:262:LEU:HD11	1:I:270:THR:CG2	2.27	0.64
1:I:294:ILE:CG2	1:I:324:VAL:HG11	2.22	0.64
1:I:573:THR:HA	1:I:577:TYR:HD2	1.62	0.64
1:M:334:PHE:CG	1:M:337:ARG:HD2	2.31	0.64
1:A:1167:PRO:HB3	1:A:1202:TRP:CE2	2.32	0.64
1:A:985:ILE:HD11	1:A:1006:VAL:HG21	1.78	0.64
1:C:1110:LYS:HD3	1:C:1119:PRO:HG3	1.79	0.64
1:C:862:TYR:HA	1:C:885:VAL:HG13	1.79	0.64
1:I:256:SER:O	1:I:257:GLN:HB2	1.97	0.64
1:K:544:PHE:HD1	1:K:576:VAL:CG2	2.11	0.64
1:M:290:LYS:O	1:M:293:GLU:HB3	1.97	0.64
1:M:364:LEU:CD1	1:M:368:MET:CE	2.74	0.64
1:A:725:LEU:HB2	1:A:739:MET:HB2	1.80	0.64
1:C:725:LEU:HB2	1:C:739:MET:HB2	1.80	0.64
1:E:262:LEU:HD21	1:E:270:THR:CG2	2.27	0.64
1:G:948:LEU:HD12	1:G:957:ASP:CB	2.28	0.64
1:I:262:LEU:HD21	1:I:270:THR:CG2	2.27	0.64
1:K:489:TYR:O	1:K:489:TYR:HD1	1.79	0.64
1:M:1143:ALA:HB1	1:M:1183:LEU:CD2	2.28	0.64
2:N:33:HIS:CE1	2:N:104:GLU:O	2.46	0.64
1:A:1143:ALA:HB1	1:A:1183:LEU:CD2	2.28	0.64
1:A:256:SER:O	1:A:257:GLN:HB2	1.97	0.64
1:A:290:LYS:O	1:A:293:GLU:HB3	1.97	0.64
1:E:999:ARG:CD	1:E:1030:TRP:NE1	2.59	0.64
1:I:1143:ALA:HB1	1:I:1183:LEU:CD2	2.28	0.64
1:I:146:GLU:HB3	1:I:147:PRO:HD2	1.80	0.64
1:I:283:GLU:CD	1:I:284:SER:N	2.51	0.64
1:I:544:PHE:HD1	1:I:576:VAL:CG2	2.11	0.64
1:I:572:GLU:O	1:I:573:THR:HG23	1.97	0.64
1:K:564:VAL:HG11	1:K:583:GLN:HG3	1.79	0.64
1:K:948:LEU:HD12	1:K:957:ASP:CB	2.28	0.64
1:A:1200:LYS:HG3	1:A:1211:GLN:CB	2.27	0.64
1:A:127:VAL:N	3:A:1301:DTP:HN61	1.93	0.64
1:A:137:GLN:HG2	1:A:173:LEU:HD13	1.80	0.64

Continued on next page...

Continued from previous page...

Atom-1	Atom-2	Interatomic distance (Å)	Clash overlap (Å)
1:C:553:HIS:C	1:C:553:HIS:CD2	2.71	0.64
1:C:572:GLU:O	1:C:573:THR:HG23	1.97	0.64
1:E:1200:LYS:HG3	1:E:1211:GLN:CB	2.27	0.64
1:G:262:LEU:HD11	1:G:270:THR:CG2	2.27	0.64
1:G:283:GLU:CD	1:G:284:SER:N	2.51	0.64
1:G:294:ILE:CG2	1:G:324:VAL:CG1	2.74	0.64
1:G:461:ILE:HD13	1:G:491:MET:CG	2.27	0.64
1:G:544:PHE:HD1	1:G:576:VAL:CG2	2.11	0.64
1:K:1143:ALA:HB1	1:K:1183:LEU:CD2	2.28	0.64
1:K:1232:TYR:CZ	1:K:1234:THR:HB	2.33	0.64
1:K:146:GLU:HB3	1:K:147:PRO:HD2	1.80	0.64
1:K:137:GLN:HG2	1:K:173:LEU:HD13	1.80	0.64
1:K:883:SER:CB	1:K:902:ASP:HB3	2.26	0.64
1:M:1167:PRO:HB3	1:M:1202:TRP:CE2	2.32	0.64
1:M:137:GLN:HG2	1:M:173:LEU:HD13	1.80	0.64
1:M:301:MET:HG3	1:M:306:LEU:CD2	2.28	0.64
1:M:948:LEU:HD12	1:M:957:ASP:CB	2.28	0.64
1:A:948:LEU:HD12	1:A:957:ASP:CB	2.28	0.64
1:C:948:LEU:HD12	1:C:957:ASP:CB	2.28	0.64
1:E:1151:ILE:HG12	1:E:1167:PRO:HG2	1.79	0.64
1:E:544:PHE:HD1	1:E:576:VAL:CG2	2.11	0.64
1:G:1143:ALA:HB1	1:G:1183:LEU:CD2	2.28	0.64
1:G:1232:TYR:CZ	1:G:1234:THR:HB	2.33	0.64
1:G:127:VAL:N	3:G:1301:DTP:HN61	1.93	0.64
1:G:453:LEU:HD11	1:G:454:GLN:NE2	2.00	0.64
1:G:561:PRO:HB3	1:G:1214:TYR:HD2	1.60	0.64
1:G:572:GLU:O	1:G:573:THR:HG23	1.97	0.64
1:G:883:SER:CB	1:G:902:ASP:HB3	2.26	0.64
1:I:948:LEU:HD12	1:I:957:ASP:CB	2.28	0.64
1:K:999:ARG:CD	1:K:1030:TRP:NE1	2.59	0.64
1:K:678:ASP:O	1:K:679:LYS:HB2	1.96	0.64
1:M:155:MET:CE	1:M:441:GLN:NE2	2.55	0.64
1:M:544:PHE:HD1	1:M:576:VAL:CG2	2.11	0.64
1:A:212:PHE:CE2	1:A:230:LEU:HD21	2.34	0.63
1:C:1167:PRO:HB3	1:C:1202:TRP:CE2	2.32	0.63
1:C:928:VAL:CG2	1:C:1224:HIS:ND1	2.58	0.63
1:I:927:ASP:O	1:I:938:LEU:CB	2.24	0.63
1:M:212:PHE:CE2	1:M:230:LEU:HD21	2.33	0.63
1:M:256:SER:O	1:M:257:GLN:HB2	1.97	0.63
1:M:553:HIS:CD2	1:M:553:HIS:C	2.71	0.63
1:A:1151:ILE:HG12	1:A:1167:PRO:HG2	1.79	0.63

Continued on next page...

Continued from previous page...

Atom-1	Atom-2	Interatomic distance (Å)	Clash overlap (Å)
1:A:1232:TYR:CZ	1:A:1234:THR:HB	2.33	0.63
1:A:544:PHE:HD1	1:A:576:VAL:CG2	2.11	0.63
1:C:480:CYS:HA	1:C:483:TRP:CD1	2.33	0.63
1:E:283:GLU:CD	1:E:284:SER:N	2.51	0.63
1:E:334:PHE:HB2	1:E:337:ARG:CD	2.29	0.63
1:E:553:HIS:C	1:E:553:HIS:CD2	2.71	0.63
1:E:725:LEU:HB2	1:E:739:MET:HB2	1.80	0.63
1:I:137:GLN:HG2	1:I:173:LEU:HD13	1.80	0.63
1:I:334:PHE:HB2	1:I:337:ARG:CD	2.29	0.63
1:A:301:MET:HG3	1:A:306:LEU:CD2	2.28	0.63
1:A:553:HIS:C	1:A:553:HIS:CD2	2.71	0.63
1:A:564:VAL:HG11	1:A:583:GLN:HG3	1.79	0.63
1:C:212:PHE:CE2	1:C:230:LEU:HD21	2.33	0.63
1:C:544:PHE:HD1	1:C:576:VAL:CG2	2.11	0.63
1:E:1143:ALA:HB1	1:E:1183:LEU:CD2	2.28	0.63
1:E:127:VAL:N	3:E:1301:DTP:HN61	1.93	0.63
1:E:948:LEU:HD12	1:E:957:ASP:CB	2.28	0.63
1:G:1199:ILE:HD11	1:G:1232:TYR:HE2	1.62	0.63
1:G:862:TYR:N	1:G:884:TRP:HD1	1.92	0.63
1:K:283:GLU:CD	1:K:284:SER:N	2.51	0.63
1:M:572:GLU:O	1:M:573:THR:HG23	1.97	0.63
1:A:1110:LYS:HD3	1:A:1119:PRO:HG3	1.79	0.63
1:A:922:LEU:HD11	1:A:1241:LEU:HD23	1.78	0.63
1:A:480:CYS:HA	1:A:483:TRP:CD1	2.33	0.63
1:A:597:TRP:HH2	1:A:603:ILE:CG1	2.10	0.63
1:A:904:GLN:NE2	1:A:1174:ALA:O	2.32	0.63
1:C:1143:ALA:HB1	1:C:1183:LEU:CD2	2.28	0.63
1:G:573:THR:HA	1:G:577:TYR:HD2	1.62	0.63
1:I:252:LYS:HE3	1:I:252:LYS:HA	1.81	0.63
1:I:725:LEU:HB2	1:I:739:MET:HB2	1.80	0.63
1:K:252:LYS:HE3	1:K:252:LYS:HA	1.81	0.63
1:K:572:GLU:O	1:K:573:THR:HG23	1.97	0.63
1:A:683:ILE:HB	1:A:693:HIS:HB2	1.80	0.63
1:C:999:ARG:CD	1:C:1030:TRP:NE1	2.59	0.63
1:C:666:SER:HB3	1:C:671:PHE:HB2	1.80	0.63
1:E:1225:VAL:HG11	1:E:1229:PHE:CZ	2.34	0.63
1:G:725:LEU:HB2	1:G:739:MET:HB2	1.80	0.63
1:K:1110:LYS:HD3	1:K:1119:PRO:HG3	1.79	0.63
1:K:334:PHE:HB2	1:K:337:ARG:CD	2.29	0.63
1:M:924:GLN:CB	1:M:1238:LEU:HG	2.28	0.63
1:A:999:ARG:CD	1:A:1030:TRP:CD1	2.76	0.63

Continued on next page...

Continued from previous page...

Atom-1	Atom-2	Interatomic distance (Å)	Clash overlap (Å)
1:A:283:GLU:CD	1:A:284:SER:N	2.51	0.63
1:C:1225:VAL:HG11	1:C:1229:PHE:CZ	2.34	0.63
1:E:666:SER:HB3	1:E:671:PHE:HB2	1.80	0.63
1:I:904:GLN:NE2	1:I:1174:ALA:O	2.32	0.63
1:K:904:GLN:NE2	1:K:1174:ALA:O	2.32	0.63
1:K:212:PHE:CE2	1:K:230:LEU:HD21	2.33	0.63
1:A:1185:PHE:HE1	1:A:1192:LEU:HD12	1.53	0.63
1:A:252:LYS:HE3	1:A:252:LYS:HA	1.81	0.63
1:C:1151:ILE:HG12	1:C:1167:PRO:HG2	1.79	0.63
1:C:252:LYS:HE3	1:C:252:LYS:HA	1.81	0.63
1:C:597:TRP:HE1	1:C:1243:ILE:H	1.47	0.63
1:E:1232:TYR:CZ	1:E:1234:THR:HB	2.33	0.63
1:G:1132:CYS:O	1:G:1145:GLY:N	2.32	0.63
1:G:146:GLU:HB3	1:G:147:PRO:HD2	1.80	0.63
1:G:155:MET:CE	1:G:441:GLN:HE21	2.12	0.63
1:G:301:MET:HG3	1:G:306:LEU:CD2	2.28	0.63
1:I:1232:TYR:CZ	1:I:1234:THR:HB	2.33	0.63
1:M:904:GLN:NE2	1:M:1174:ALA:O	2.32	0.63
1:M:1225:VAL:HG11	1:M:1229:PHE:CZ	2.34	0.63
1:M:725:LEU:HB2	1:M:739:MET:HB2	1.80	0.63
1:C:904:GLN:NE2	1:C:1174:ALA:O	2.32	0.63
1:C:137:GLN:HG2	1:C:173:LEU:HD13	1.80	0.63
1:E:561:PRO:HB3	1:E:1214:TYR:HD2	1.59	0.63
1:E:290:LYS:O	1:E:293:GLU:HB3	1.97	0.63
1:G:1167:PRO:CB	1:G:1202:TRP:CE3	2.74	0.63
1:I:212:PHE:CE2	1:I:230:LEU:HD21	2.33	0.63
1:K:256:SER:O	1:K:257:GLN:HB2	1.97	0.63
1:M:1110:LYS:HD3	1:M:1119:PRO:HG3	1.79	0.63
1:A:155:MET:CE	1:A:441:GLN:HE21	2.12	0.63
1:E:1132:CYS:O	1:E:1145:GLY:N	2.32	0.63
1:G:904:GLN:NE2	1:G:1174:ALA:O	2.31	0.63
1:G:137:GLN:HG2	1:G:173:LEU:HD13	1.80	0.63
1:I:1132:CYS:O	1:I:1145:GLY:N	2.32	0.63
1:I:1199:ILE:HD11	1:I:1232:TYR:OH	1.99	0.63
1:I:457:HIS:CG	1:I:493:SER:CB	2.64	0.63
1:I:876:ALA:CB	1:I:914:VAL:O	2.45	0.63
1:M:597:TRP:CD1	1:M:1243:ILE:O	2.43	0.63
1:M:252:LYS:HA	1:M:252:LYS:HE3	1.81	0.63
1:M:597:TRP:HE1	1:M:1243:ILE:H	1.47	0.63
1:M:683:ILE:HB	1:M:693:HIS:HB2	1.80	0.63
1:M:882:LEU:CD2	1:M:882:LEU:N	2.39	0.63

Continued on next page...

Continued from previous page...

Atom-1	Atom-2	Interatomic distance (Å)	Clash overlap (Å)
1:C:127:VAL:N	3:C:1301:DTP:HN61	1.93	0.62
1:C:301:MET:HG3	1:C:306:LEU:CD2	2.28	0.62
1:C:565:GLN:HE22	1:C:568:LEU:HD11	1.64	0.62
1:E:212:PHE:CE2	1:E:230:LEU:HD21	2.33	0.62
1:G:212:PHE:CE2	1:G:230:LEU:HD21	2.33	0.62
1:G:334:PHE:HB2	1:G:337:ARG:CD	2.29	0.62
1:G:683:ILE:HB	1:G:693:HIS:HB2	1.80	0.62
1:I:1225:VAL:HG11	1:I:1229:PHE:CZ	2.34	0.62
1:I:301:MET:HG3	1:I:306:LEU:CD2	2.28	0.62
1:I:564:VAL:HG11	1:I:583:GLN:HG3	1.79	0.62
1:K:1132:CYS:O	1:K:1145:GLY:N	2.32	0.62
1:K:1225:VAL:HG11	1:K:1229:PHE:CZ	2.34	0.62
1:K:1199:ILE:HD11	1:K:1232:TYR:OH	1.99	0.62
1:K:666:SER:HB3	1:K:671:PHE:HB2	1.80	0.62
1:M:1232:TYR:CZ	1:M:1234:THR:HB	2.33	0.62
1:M:666:SER:HB3	1:M:671:PHE:HB2	1.80	0.62
1:A:684:TRP:HA	1:A:691:LEU:HA	1.81	0.62
1:E:301:MET:HG3	1:E:306:LEU:CD2	2.28	0.62
1:E:461:ILE:HD13	1:E:491:MET:CG	2.27	0.62
1:G:1008:HIS:HE1	1:G:1010:GLN:HB2	1.65	0.62
1:K:1167:PRO:HB3	1:K:1202:TRP:CE2	2.32	0.62
1:K:725:LEU:HB2	1:K:739:MET:HB2	1.80	0.62
1:M:1008:HIS:HE1	1:M:1010:GLN:HB2	1.64	0.62
1:M:480:CYS:HA	1:M:483:TRP:CD1	2.33	0.62
1:A:565:GLN:HE22	1:A:568:LEU:HD11	1.65	0.62
1:C:155:MET:CE	1:C:441:GLN:HE21	2.12	0.62
1:C:334:PHE:HB2	1:C:337:ARG:CD	2.29	0.62
1:C:684:TRP:HA	1:C:691:LEU:HA	1.81	0.62
1:E:767:LEU:HD21	1:E:815:VAL:HG11	1.82	0.62
1:E:904:GLN:NE2	1:E:1174:ALA:O	2.32	0.62
1:G:1199:ILE:HD11	1:G:1232:TYR:OH	1.99	0.62
1:G:252:LYS:HA	1:G:252:LYS:HE3	1.81	0.62
1:K:457:HIS:CG	1:K:493:SER:CB	2.64	0.62
1:K:544:PHE:HE1	1:K:576:VAL:CG1	1.88	0.62
1:K:767:LEU:HD21	1:K:815:VAL:HG11	1.82	0.62
1:M:1132:CYS:O	1:M:1145:GLY:N	2.32	0.62
1:M:146:GLU:HB3	1:M:147:PRO:HD2	1.80	0.62
1:A:597:TRP:CZ3	1:A:600:LYS:HB3	2.35	0.62
1:C:1232:TYR:CZ	1:C:1234:THR:HB	2.33	0.62
1:E:137:GLN:HG2	1:E:173:LEU:HD13	1.80	0.62
1:K:924:GLN:CB	1:K:1238:LEU:HG	2.28	0.62

Continued on next page...

Continued from previous page...

Atom-1	Atom-2	Interatomic distance (Å)	Clash overlap (Å)
1:K:480:CYS:HA	1:K:483:TRP:CD1	2.33	0.62
1:K:431:LYS:HZ2	1:M:336:ASN:HB3	1.62	0.62
1:C:1008:HIS:HE1	1:C:1010:GLN:HB2	1.64	0.62
1:E:922:LEU:HD11	1:E:1241:LEU:HD23	1.79	0.62
1:E:683:ILE:HB	1:E:693:HIS:HB2	1.80	0.62
1:G:564:VAL:HG11	1:G:583:GLN:HG3	1.79	0.62
1:G:597:TRP:HE1	1:G:1243:ILE:H	1.47	0.62
1:I:597:TRP:HE1	1:I:1243:ILE:H	1.47	0.62
1:I:683:ILE:HB	1:I:693:HIS:HB2	1.81	0.62
1:K:1235:VAL:O	1:K:1235:VAL:HG22	1.97	0.62
1:A:566:LEU:O	1:A:566:LEU:HG	2.00	0.62
1:C:461:ILE:HD13	1:C:491:MET:CG	2.27	0.62
1:E:1094:SER:HB3	1:E:1135:PHE:CD1	2.35	0.62
1:E:1167:PRO:HB3	1:E:1202:TRP:CE2	2.32	0.62
1:E:252:LYS:HA	1:E:252:LYS:HE3	1.81	0.62
1:E:566:LEU:HG	1:E:566:LEU:O	2.00	0.62
1:G:363:ALA:O	1:G:366:GLU:HB3	2.00	0.62
1:G:566:LEU:O	1:G:566:LEU:HG	2.00	0.62
1:K:301:MET:HG3	1:K:306:LEU:CD2	2.28	0.62
1:K:698:HIS:CD2	1:K:702:VAL:HG22	2.35	0.62
1:K:876:ALA:CB	1:K:914:VAL:O	2.45	0.62
1:M:1199:ILE:HD11	1:M:1232:TYR:OH	1.99	0.62
1:M:457:HIS:CG	1:M:493:SER:CB	2.64	0.62
1:A:1182:ASP:HB3	1:A:1223:ILE:CG2	2.30	0.62
1:A:339:GLU:O	1:A:342:LEU:HB3	2.00	0.62
1:A:801:VAL:HA	1:A:817:ALA:HB2	1.81	0.62
1:C:1132:CYS:O	1:C:1145:GLY:N	2.32	0.62
1:C:1182:ASP:HB3	1:C:1223:ILE:CG2	2.30	0.62
1:C:801:VAL:HA	1:C:817:ALA:HB2	1.81	0.62
1:E:597:TRP:HH2	1:E:603:ILE:CG1	2.10	0.62
1:G:1225:VAL:HG11	1:G:1229:PHE:CZ	2.34	0.62
1:I:339:GLU:O	1:I:342:LEU:HB3	2.00	0.62
1:I:666:SER:HB3	1:I:671:PHE:HB2	1.80	0.62
1:K:1225:VAL:HG11	1:K:1229:PHE:CD1	2.35	0.62
1:M:565:GLN:HE22	1:M:568:LEU:HD11	1.65	0.62
1:A:322:LEU:C	1:A:322:LEU:HD22	2.20	0.62
1:C:1130:VAL:HG11	1:C:1144:THR:HB	1.82	0.62
1:C:1094:SER:HB3	1:C:1135:PHE:CD1	2.35	0.62
1:C:322:LEU:C	1:C:322:LEU:HD22	2.20	0.62
1:C:566:LEU:O	1:C:566:LEU:HG	2.00	0.62
1:C:597:TRP:CZ3	1:C:600:LYS:HB3	2.35	0.62

Continued on next page...

Continued from previous page...

Atom-1	Atom-2	Interatomic distance (Å)	Clash overlap (Å)
1:E:1130:VAL:HG11	1:E:1144:THR:HB	1.82	0.62
1:E:565:GLN:HE22	1:E:568:LEU:HD11	1.65	0.62
1:G:928:VAL:CG1	1:G:937:VAL:HA	2.28	0.62
1:I:1008:HIS:HE1	1:I:1010:GLN:HB2	1.64	0.62
1:I:767:LEU:HD21	1:I:815:VAL:HG11	1.82	0.62
1:K:1008:HIS:HE1	1:K:1010:GLN:HB2	1.64	0.62
1:K:155:MET:CE	1:K:441:GLN:HE21	2.12	0.62
1:K:902:ASP:CB	2:L:72:LYS:HZ2	2.13	0.62
1:M:999:ARG:CD	1:M:1030:TRP:NE1	2.59	0.62
1:M:334:PHE:HB2	1:M:337:ARG:CD	2.29	0.62
1:M:363:ALA:O	1:M:366:GLU:HB3	2.00	0.62
1:A:698:HIS:CD2	1:A:702:VAL:HG22	2.35	0.62
1:A:999:ARG:CD	1:A:1030:TRP:NE1	2.59	0.62
1:C:339:GLU:O	1:C:342:LEU:HB3	2.00	0.62
1:C:683:ILE:HB	1:C:693:HIS:HB2	1.80	0.62
1:E:1199:ILE:HD11	1:E:1232:TYR:OH	1.99	0.62
1:E:363:ALA:O	1:E:366:GLU:HB3	2.00	0.62
1:E:698:HIS:CD2	1:E:702:VAL:HG22	2.35	0.62
1:G:480:CYS:HA	1:G:483:TRP:CD1	2.33	0.62
1:K:1182:ASP:HB3	1:K:1223:ILE:CG2	2.30	0.62
1:M:252:LYS:HA	1:M:252:LYS:CE	2.30	0.62
1:M:595:LEU:CG	1:M:1201:TRP:HH2	2.13	0.62
1:C:1199:ILE:HD11	1:C:1232:TYR:OH	1.99	0.62
1:G:1094:SER:HB3	1:G:1135:PHE:CD1	2.35	0.62
1:G:339:GLU:O	1:G:342:LEU:HB3	2.00	0.62
1:G:684:TRP:HA	1:G:691:LEU:HA	1.81	0.62
1:G:698:HIS:CD2	1:G:702:VAL:HG22	2.35	0.62
1:I:1182:ASP:HB3	1:I:1223:ILE:CG2	2.30	0.62
1:I:1225:VAL:HG11	1:I:1229:PHE:CD1	2.35	0.62
1:I:862:TYR:N	1:I:884:TRP:HD1	1.92	0.62
1:K:339:GLU:O	1:K:342:LEU:HB3	2.00	0.62
1:M:453:LEU:HD11	1:M:454:GLN:NE2	2.00	0.62
1:M:528:GLU:HG3	1:M:529:TYR:N	2.15	0.62
1:M:566:LEU:O	1:M:566:LEU:HG	2.00	0.62
1:A:1199:ILE:HD11	1:A:1232:TYR:OH	1.99	0.61
1:C:767:LEU:HD21	1:C:815:VAL:HG11	1.82	0.61
1:G:1130:VAL:HG11	1:G:1144:THR:HB	1.82	0.61
1:I:1094:SER:HB3	1:I:1135:PHE:CD1	2.35	0.61
1:K:1094:SER:HB3	1:K:1135:PHE:CD1	2.35	0.61
1:M:179:PRO:HD3	1:M:237:ARG:NH1	2.15	0.61
1:M:322:LEU:HD22	1:M:322:LEU:C	2.20	0.61

Continued on next page...

Continued from previous page...

Atom-1	Atom-2	Interatomic distance (Å)	Clash overlap (Å)
1:M:597:TRP:CZ3	1:M:600:LYS:HB3	2.35	0.61
1:M:684:TRP:HA	1:M:691:LEU:HA	1.81	0.61
1:A:308:GLU:HA	1:A:308:GLU:OE2	2.00	0.61
1:A:666:SER:HB3	1:A:671:PHE:HB2	1.80	0.61
1:C:1089:LEU:HB2	1:C:1105:ALA:HA	1.83	0.61
1:E:999:ARG:CD	1:E:1030:TRP:CD1	2.76	0.61
1:E:1182:ASP:HB3	1:E:1223:ILE:CG2	2.30	0.61
1:G:374:MET:HA	1:G:374:MET:HE3	1.82	0.61
1:I:1089:LEU:HB2	1:I:1105:ALA:HA	1.82	0.61
1:I:480:CYS:HA	1:I:483:TRP:CD1	2.33	0.61
1:I:597:TRP:HH2	1:I:603:ILE:CG1	2.10	0.61
1:I:666:SER:OG	1:I:670:ARG:N	2.34	0.61
1:K:597:TRP:HE1	1:K:1243:ILE:H	1.47	0.61
1:K:666:SER:OG	1:K:670:ARG:N	2.34	0.61
1:M:1182:ASP:HB3	1:M:1223:ILE:CG2	2.30	0.61
1:A:1225:VAL:HG11	1:A:1229:PHE:CZ	2.34	0.61
1:A:252:LYS:HA	1:A:252:LYS:CE	2.30	0.61
1:A:334:PHE:HB2	1:A:337:ARG:CD	2.29	0.61
1:C:1199:ILE:CD1	1:C:1232:TYR:CE2	2.77	0.61
1:C:922:LEU:HD11	1:C:1241:LEU:HD23	1.78	0.61
1:E:1089:LEU:HB2	1:E:1105:ALA:HA	1.82	0.61
1:E:146:GLU:HB3	1:E:147:PRO:HD2	1.80	0.61
1:E:480:CYS:HA	1:E:483:TRP:CD1	2.33	0.61
1:E:529:TYR:HA	1:E:532:ILE:CG2	2.30	0.61
1:G:529:TYR:HA	1:G:532:ILE:CG2	2.30	0.61
1:G:666:SER:HB3	1:G:671:PHE:HB2	1.80	0.61
1:G:922:LEU:HD11	1:G:1241:LEU:HD23	1.78	0.61
1:I:252:LYS:HA	1:I:252:LYS:CE	2.30	0.61
1:I:611:VAL:HG12	1:I:613:PRO:HD3	1.83	0.61
1:K:252:LYS:CE	1:K:252:LYS:HA	2.30	0.61
1:K:558:GLN:CB	1:K:559:PRO:CD	2.78	0.61
1:M:339:GLU:O	1:M:342:LEU:HB3	2.00	0.61
1:A:146:GLU:HB3	1:A:147:PRO:HD2	1.80	0.61
1:A:902:ASP:CB	2:B:72:LYS:HZ2	2.13	0.61
1:E:1225:VAL:HG11	1:E:1229:PHE:CD1	2.35	0.61
1:E:1233:VAL:CG1	1:E:1243:ILE:HA	2.31	0.61
1:E:322:LEU:HD22	1:E:322:LEU:C	2.20	0.61
1:E:496:MET:CE	1:E:496:MET:HA	2.31	0.61
1:E:928:VAL:CG1	1:E:937:VAL:HA	2.28	0.61
1:G:1182:ASP:HB3	1:G:1223:ILE:CG2	2.30	0.61
1:G:1225:VAL:HG11	1:G:1229:PHE:CD1	2.35	0.61

Continued on next page...

Continued from previous page...

Atom-1	Atom-2	Interatomic distance (Å)	Clash overlap (Å)
1:G:143:LEU:O	1:G:143:LEU:HD23	2.01	0.61
1:K:597:TRP:CZ3	1:K:600:LYS:HB3	2.35	0.61
1:M:308:GLU:HA	1:M:308:GLU:OE2	2.01	0.61
1:M:767:LEU:HD21	1:M:815:VAL:HG11	1.82	0.61
1:A:1130:VAL:HG11	1:A:1144:THR:HB	1.82	0.61
1:A:1132:CYS:O	1:A:1145:GLY:N	2.32	0.61
1:C:1233:VAL:CG1	1:C:1243:ILE:HA	2.31	0.61
1:C:883:SER:CB	1:C:902:ASP:CB	2.79	0.61
1:E:143:LEU:HD23	1:E:143:LEU:O	2.01	0.61
1:G:1089:LEU:HB2	1:G:1105:ALA:HA	1.83	0.61
1:G:252:LYS:CE	1:G:252:LYS:HA	2.30	0.61
1:G:666:SER:OG	1:G:670:ARG:N	2.34	0.61
1:I:127:VAL:N	3:I:1301:DTP:HN61	1.93	0.61
1:I:558:GLN:CB	1:I:559:PRO:CD	2.78	0.61
1:I:801:VAL:HA	1:I:817:ALA:HB2	1.81	0.61
1:K:529:TYR:HA	1:K:532:ILE:CG2	2.30	0.61
1:K:565:GLN:HE22	1:K:568:LEU:HD11	1.65	0.61
1:K:611:VAL:HG12	1:K:613:PRO:HD3	1.83	0.61
1:K:801:VAL:HA	1:K:817:ALA:HB2	1.81	0.61
1:M:666:SER:OG	1:M:670:ARG:N	2.34	0.61
1:A:363:ALA:O	1:A:366:GLU:HB3	2.00	0.61
1:A:496:MET:HA	1:A:496:MET:CE	2.31	0.61
1:A:544:PHE:CD1	1:A:576:VAL:HG11	2.36	0.61
1:C:698:HIS:CD2	1:C:702:VAL:HG22	2.35	0.61
1:C:928:VAL:CG1	1:C:937:VAL:HA	2.28	0.61
1:G:558:GLN:CB	1:G:559:PRO:CD	2.78	0.61
1:G:611:VAL:HG12	1:G:613:PRO:HD3	1.83	0.61
1:G:767:LEU:HD21	1:G:815:VAL:HG11	1.82	0.61
1:I:155:MET:CE	1:I:441:GLN:HE21	2.12	0.61
1:I:363:ALA:O	1:I:366:GLU:HB3	2.00	0.61
1:I:684:TRP:HA	1:I:691:LEU:HA	1.81	0.61
1:K:149:TRP:CZ3	1:K:251:LEU:HD22	2.36	0.61
1:K:528:GLU:HG3	1:K:529:TYR:N	2.15	0.61
1:M:999:ARG:CD	1:M:1030:TRP:CD1	2.76	0.61
1:M:174:LEU:HD23	1:M:175:GLU:CA	2.31	0.61
1:A:1089:LEU:HB2	1:A:1105:ALA:HA	1.83	0.61
1:A:1233:VAL:CG1	1:A:1243:ILE:HA	2.31	0.61
1:A:174:LEU:HD23	1:A:175:GLU:CA	2.31	0.61
1:A:597:TRP:HE1	1:A:1243:ILE:H	1.47	0.61
1:A:883:SER:CB	1:A:902:ASP:CB	2.79	0.61
1:C:1225:VAL:HG11	1:C:1229:PHE:CD1	2.35	0.61

Continued on next page...

Continued from previous page...

Atom-1	Atom-2	Interatomic distance (Å)	Clash overlap (Å)
1:C:143:LEU:HD23	1:C:143:LEU:O	2.01	0.61
1:C:146:GLU:HB3	1:C:147:PRO:HD2	1.80	0.61
1:G:1233:VAL:CG1	1:G:1243:ILE:HA	2.31	0.61
1:I:1235:VAL:CG2	1:I:1235:VAL:O	2.49	0.61
1:I:924:GLN:CB	1:I:1238:LEU:HG	2.28	0.61
1:K:363:ALA:O	1:K:366:GLU:HB3	2.00	0.61
1:M:1094:SER:HB3	1:M:1135:PHE:CD1	2.35	0.61
1:A:149:TRP:CZ3	1:A:251:LEU:HD22	2.36	0.61
1:A:529:TYR:HA	1:A:532:ILE:CG2	2.30	0.61
1:C:174:LEU:HD23	1:C:175:GLU:CA	2.31	0.61
1:C:334:PHE:HB2	1:C:337:ARG:CG	2.31	0.61
1:C:984:ALA:CA	1:C:999:ARG:O	2.47	0.61
1:E:684:TRP:HA	1:E:691:LEU:HA	1.81	0.61
1:G:149:TRP:CZ3	1:G:251:LEU:HD22	2.36	0.61
1:G:322:LEU:C	1:G:322:LEU:HD22	2.20	0.61
1:I:1167:PRO:HB3	1:I:1202:TRP:CE2	2.32	0.61
1:I:529:TYR:HA	1:I:532:ILE:CG2	2.30	0.61
1:K:1089:LEU:HB2	1:K:1105:ALA:HA	1.82	0.61
1:K:496:MET:CE	1:K:496:MET:HA	2.31	0.61
1:K:559:PRO:O	1:K:561:PRO:HD3	2.01	0.61
1:K:684:TRP:HA	1:K:691:LEU:HA	1.81	0.61
1:K:683:ILE:HB	1:K:693:HIS:HB2	1.80	0.61
1:M:155:MET:CE	1:M:441:GLN:HE21	2.12	0.61
1:M:496:MET:CE	1:M:496:MET:HA	2.30	0.61
1:A:1008:HIS:HE1	1:A:1010:GLN:HB2	1.64	0.61
1:A:1225:VAL:HG11	1:A:1229:PHE:CD1	2.35	0.61
1:A:1235:VAL:CG2	1:A:1235:VAL:O	2.49	0.61
1:C:1180:VAL:O	1:C:1180:VAL:HG12	2.01	0.61
1:C:496:MET:HA	1:C:496:MET:CE	2.31	0.61
1:C:564:VAL:CG1	1:C:583:GLN:CG	2.79	0.61
1:E:1180:VAL:HG12	1:E:1180:VAL:O	2.01	0.61
1:E:1208:GLU:HG3	1:E:1211:GLN:HG2	1.83	0.61
1:E:564:VAL:CG1	1:E:583:GLN:CG	2.79	0.61
1:I:597:TRP:CZ3	1:I:600:LYS:HB3	2.35	0.61
1:I:698:HIS:CD2	1:I:702:VAL:HG22	2.35	0.61
1:K:322:LEU:HD22	1:K:322:LEU:C	2.20	0.61
1:K:883:SER:CB	1:K:902:ASP:CB	2.79	0.61
1:M:559:PRO:O	1:M:561:PRO:HD3	2.01	0.61
1:M:657:GLU:CB	1:M:680:LYS:HD2	2.31	0.61
1:M:801:VAL:HA	1:M:817:ALA:HB2	1.81	0.61
1:A:1094:SER:HB3	1:A:1135:PHE:CD1	2.35	0.61

Continued on next page...

Continued from previous page...

Atom-1	Atom-2	Interatomic distance (Å)	Clash overlap (Å)
1:A:143:LEU:O	1:A:143:LEU:HD23	2.01	0.61
1:C:252:LYS:CE	1:C:252:LYS:HA	2.30	0.61
1:C:308:GLU:HA	1:C:308:GLU:OE2	2.00	0.61
1:C:507:LEU:HD21	1:C:544:PHE:CZ	2.36	0.61
1:E:149:TRP:CZ3	1:E:251:LEU:HD22	2.36	0.61
1:E:339:GLU:O	1:E:342:LEU:HB3	2.00	0.61
1:E:597:TRP:HE1	1:E:1243:ILE:H	1.47	0.61
1:G:496:MET:CE	1:G:496:MET:HA	2.31	0.61
1:G:597:TRP:CZ3	1:G:600:LYS:HB3	2.35	0.61
1:G:801:VAL:HA	1:G:817:ALA:HB2	1.81	0.61
1:I:1130:VAL:HG11	1:I:1144:THR:HB	1.82	0.61
1:I:566:LEU:HG	1:I:566:LEU:O	2.00	0.61
1:K:143:LEU:O	1:K:143:LEU:HD23	2.01	0.61
1:M:1225:VAL:HG11	1:M:1229:PHE:CD1	2.35	0.61
1:M:1235:VAL:CG2	1:M:1235:VAL:O	2.49	0.61
1:M:698:HIS:CD2	1:M:702:VAL:HG22	2.35	0.61
1:A:559:PRO:O	1:A:561:PRO:HD3	2.01	0.60
1:E:334:PHE:HB2	1:E:337:ARG:CG	2.31	0.60
1:E:597:TRP:CZ3	1:E:600:LYS:HB3	2.35	0.60
1:E:611:VAL:HG12	1:E:613:PRO:HD3	1.83	0.60
1:G:1208:GLU:HG3	1:G:1211:GLN:HG2	1.83	0.60
1:M:1089:LEU:HB2	1:M:1105:ALA:HA	1.82	0.60
1:M:1233:VAL:CG1	1:M:1243:ILE:HA	2.31	0.60
1:M:143:LEU:O	1:M:143:LEU:HD23	2.01	0.60
1:A:332:ARG:HH11	1:A:332:ARG:CG	2.14	0.60
1:A:528:GLU:HG3	1:A:529:TYR:N	2.15	0.60
1:A:767:LEU:HD21	1:A:815:VAL:HG11	1.82	0.60
1:C:561:PRO:HB3	1:C:1214:TYR:HD2	1.60	0.60
1:E:1235:VAL:O	1:E:1235:VAL:CG2	2.49	0.60
1:G:924:GLN:CB	1:G:1238:LEU:HG	2.28	0.60
1:G:565:GLN:HE22	1:G:568:LEU:HD11	1.64	0.60
1:G:595:LEU:CG	1:G:1201:TRP:HH2	2.13	0.60
1:G:821:ILE:HB	1:G:835:ILE:HB	1.83	0.60
1:I:285:SER:OG	1:I:286:LEU:N	2.34	0.60
1:K:179:PRO:HD3	1:K:237:ARG:NH1	2.15	0.60
1:K:308:GLU:OE2	1:K:308:GLU:HA	2.01	0.60
1:M:149:TRP:CZ3	1:M:251:LEU:HD22	2.36	0.60
1:A:1067:VAL:HB	1:A:1081:PHE:HB2	1.84	0.60
1:A:657:GLU:CB	1:A:680:LYS:HD2	2.31	0.60
1:E:1008:HIS:HE1	1:E:1010:GLN:HB2	1.64	0.60
1:E:252:LYS:HA	1:E:252:LYS:CE	2.30	0.60

Continued on next page...

Continued from previous page...

Atom-1	Atom-2	Interatomic distance (Å)	Clash overlap (Å)
1:E:801:VAL:HA	1:E:817:ALA:HB2	1.81	0.60
1:E:821:ILE:HB	1:E:835:ILE:HB	1.84	0.60
1:E:924:GLN:CB	1:E:1238:LEU:HG	2.28	0.60
1:G:1235:VAL:CG2	1:G:1235:VAL:O	2.49	0.60
1:I:1233:VAL:CG1	1:I:1243:ILE:HA	2.31	0.60
1:I:149:TRP:CZ3	1:I:251:LEU:HD22	2.36	0.60
1:I:174:LEU:HD23	1:I:175:GLU:CA	2.31	0.60
1:I:453:LEU:HD11	1:I:454:GLN:NE2	2.00	0.60
1:I:559:PRO:O	1:I:561:PRO:HD3	2.01	0.60
1:I:635:ALA:O	1:I:637:LYS:HG3	2.02	0.60
1:I:657:GLU:CB	1:I:680:LYS:HD2	2.31	0.60
1:K:999:ARG:CD	1:K:1030:TRP:CD1	2.76	0.60
1:K:595:LEU:CG	1:K:1201:TRP:HH2	2.13	0.60
1:M:334:PHE:HB2	1:M:337:ARG:CG	2.31	0.60
1:M:883:SER:CB	1:M:902:ASP:CB	2.79	0.60
1:A:334:PHE:HB2	1:A:337:ARG:CG	2.31	0.60
1:C:212:PHE:HE2	1:C:230:LEU:CD2	2.14	0.60
1:E:332:ARG:HH11	1:E:332:ARG:CG	2.14	0.60
1:E:507:LEU:HD21	1:E:544:PHE:CZ	2.36	0.60
1:G:1167:PRO:HB3	1:G:1202:TRP:CE2	2.32	0.60
1:G:1180:VAL:HG12	1:G:1180:VAL:O	2.01	0.60
1:G:332:ARG:HH11	1:G:332:ARG:CG	2.14	0.60
1:I:1185:PHE:CZ	1:I:1192:LEU:HD11	2.35	0.60
1:I:564:VAL:CG1	1:I:583:GLN:CG	2.79	0.60
1:I:939:ALA:HB3	1:I:947:GLN:O	2.02	0.60
1:K:1130:VAL:HG11	1:K:1144:THR:HB	1.82	0.60
1:M:1067:VAL:HB	1:M:1081:PHE:HB2	1.84	0.60
1:M:678:ASP:OD2	1:M:680:LYS:CE	2.46	0.60
1:A:364:LEU:CD1	1:A:368:MET:HE1	2.29	0.60
1:A:595:LEU:CG	1:A:1201:TRP:HH2	2.14	0.60
1:C:1208:GLU:HG3	1:C:1211:GLN:HG2	1.83	0.60
1:C:1235:VAL:CG2	1:C:1235:VAL:O	2.49	0.60
1:E:1143:ALA:CB	1:E:1183:LEU:CD2	2.80	0.60
1:E:155:MET:CE	1:E:441:GLN:HE21	2.12	0.60
1:E:155:MET:HE3	1:E:441:GLN:HE21	1.60	0.60
1:E:666:SER:OG	1:E:670:ARG:N	2.34	0.60
1:I:322:LEU:C	1:I:322:LEU:HD22	2.20	0.60
1:I:528:GLU:HG3	1:I:529:TYR:N	2.15	0.60
1:K:1201:TRP:HB2	1:K:1210:SER:C	2.22	0.60
1:K:564:VAL:CG1	1:K:583:GLN:CG	2.79	0.60
1:M:1201:TRP:HB2	1:M:1210:SER:C	2.22	0.60

Continued on next page...

Continued from previous page...

Atom-1	Atom-2	Interatomic distance (Å)	Clash overlap (Å)
1:M:1208:GLU:HG3	1:M:1211:GLN:HG2	1.83	0.60
1:M:529:TYR:HA	1:M:532:ILE:CG2	2.30	0.60
1:A:1180:VAL:O	1:A:1180:VAL:HG12	2.01	0.60
1:A:564:VAL:CG1	1:A:583:GLN:CG	2.79	0.60
1:A:666:SER:OG	1:A:670:ARG:N	2.34	0.60
1:C:122:ARG:CZ	1:C:126:PHE:CE2	2.85	0.60
1:C:332:ARG:HH11	1:C:332:ARG:CG	2.14	0.60
1:C:528:GLU:HG3	1:C:529:TYR:N	2.15	0.60
1:E:174:LEU:HD23	1:E:175:GLU:CA	2.31	0.60
1:E:657:GLU:CB	1:E:680:LYS:HD2	2.31	0.60
1:G:716:LEU:HB2	1:G:730:LEU:HD21	1.84	0.60
1:I:821:ILE:HB	1:I:835:ILE:HB	1.83	0.60
1:K:334:PHE:HB2	1:K:337:ARG:CG	2.31	0.60
1:K:566:LEU:HG	1:K:566:LEU:O	2.00	0.60
1:K:864:VAL:CG2	1:K:885:VAL:HG11	2.32	0.60
1:K:879:ARG:HB3	1:K:921:MET:SD	2.42	0.60
1:M:107:THR:HB	1:M:110:VAL:HG23	1.83	0.60
1:M:1130:VAL:HG11	1:M:1144:THR:HB	1.82	0.60
1:M:611:VAL:HG12	1:M:613:PRO:HD3	1.83	0.60
1:A:507:LEU:HD21	1:A:544:PHE:CZ	2.36	0.60
1:A:864:VAL:CG2	1:A:885:VAL:HG11	2.32	0.60
1:A:939:ALA:HB3	1:A:947:GLN:O	2.02	0.60
1:C:924:GLN:CB	1:C:1238:LEU:HG	2.28	0.60
1:C:363:ALA:O	1:C:366:GLU:HB3	2.00	0.60
1:C:821:ILE:HB	1:C:835:ILE:HB	1.84	0.60
1:E:635:ALA:O	1:E:637:LYS:HG3	2.02	0.60
1:E:884:TRP:O	1:E:885:VAL:O	2.20	0.60
1:G:1185:PHE:CZ	1:G:1192:LEU:HD11	2.35	0.60
1:G:265:ARG:NH1	3:G:1301:DTP:O1G	2.35	0.60
1:G:285:SER:OG	1:G:286:LEU:N	2.34	0.60
1:G:528:GLU:HG3	1:G:529:TYR:N	2.15	0.60
1:G:507:LEU:HD21	1:G:544:PHE:CZ	2.36	0.60
1:G:883:SER:CB	1:G:902:ASP:CB	2.79	0.60
1:I:1180:VAL:O	1:I:1180:VAL:HG12	2.01	0.60
1:I:427:ASP:CG	1:I:434:ARG:HG2	2.22	0.60
1:I:507:LEU:HD21	1:I:544:PHE:CZ	2.36	0.60
1:I:716:LEU:HB2	1:I:730:LEU:HD21	1.84	0.60
1:K:174:LEU:HD23	1:K:175:GLU:CA	2.31	0.60
1:K:265:ARG:NH1	3:K:1301:DTP:O1G	2.35	0.60
1:K:427:ASP:CG	1:K:434:ARG:HG2	2.22	0.60
1:M:127:VAL:N	3:M:1301:DTP:HN61	1.93	0.60

Continued on next page...

Continued from previous page...

Atom-1	Atom-2	Interatomic distance (Å)	Clash overlap (Å)
1:M:716:LEU:HB2	1:M:730:LEU:HD21	1.84	0.60
1:A:1237:ASN:O	1:A:1238:LEU:HB2	2.02	0.60
1:A:285:SER:OG	1:A:286:LEU:N	2.35	0.60
1:A:635:ALA:O	1:A:637:LYS:HG3	2.02	0.60
1:C:1067:VAL:HB	1:C:1081:PHE:HB2	1.84	0.60
1:C:1143:ALA:CB	1:C:1183:LEU:CD2	2.80	0.60
1:C:529:TYR:HA	1:C:532:ILE:CG2	2.30	0.60
1:C:559:PRO:O	1:C:561:PRO:HD3	2.01	0.60
1:C:939:ALA:HB3	1:C:947:GLN:O	2.02	0.60
1:E:212:PHE:HE2	1:E:230:LEU:CD2	2.14	0.60
1:G:1143:ALA:CB	1:G:1183:LEU:CD2	2.80	0.60
1:G:122:ARG:CZ	1:G:126:PHE:CE2	2.85	0.60
1:G:564:VAL:CG1	1:G:583:GLN:CG	2.79	0.60
1:G:884:TRP:O	1:G:885:VAL:O	2.20	0.60
1:I:1201:TRP:HB2	1:I:1210:SER:C	2.22	0.60
1:I:1208:GLU:HG3	1:I:1211:GLN:HG2	1.83	0.60
1:I:1237:ASN:O	1:I:1238:LEU:HB2	2.02	0.60
1:I:265:ARG:NH1	3:I:1301:DTP:O1G	2.35	0.60
1:I:212:PHE:HE2	1:I:230:LEU:CD2	2.14	0.60
1:I:595:LEU:CG	1:I:1201:TRP:HH2	2.13	0.60
1:I:883:SER:CB	1:I:902:ASP:CB	2.79	0.60
1:I:879:ARG:HB3	1:I:921:MET:SD	2.42	0.60
1:K:1233:VAL:CG1	1:K:1243:ILE:HA	2.31	0.60
1:K:657:GLU:CB	1:K:680:LYS:HD2	2.31	0.60
1:K:862:TYR:CE1	1:K:885:VAL:HG12	2.21	0.60
1:M:507:LEU:HD21	1:M:544:PHE:CZ	2.36	0.60
1:M:564:VAL:CG1	1:M:583:GLN:CG	2.79	0.60
1:A:879:ARG:HB3	1:A:921:MET:SD	2.42	0.60
1:C:149:TRP:CZ3	1:C:251:LEU:HD22	2.36	0.60
1:C:427:ASP:CG	1:C:434:ARG:HG2	2.22	0.60
1:C:611:VAL:HG12	1:C:613:PRO:HD3	1.83	0.60
1:C:864:VAL:CG2	1:C:885:VAL:HG11	2.32	0.60
1:C:879:ARG:HB3	1:C:921:MET:SD	2.42	0.60
1:K:1208:GLU:HG3	1:K:1211:GLN:HG2	1.83	0.60
1:K:332:ARG:CG	1:K:332:ARG:HH11	2.14	0.60
1:K:427:ASP:OD2	1:K:434:ARG:HG3	2.02	0.60
1:M:427:ASP:CG	1:M:434:ARG:HG2	2.22	0.60
1:M:635:ALA:O	1:M:637:LYS:HG3	2.02	0.60
1:M:939:ALA:HB3	1:M:947:GLN:O	2.02	0.60
1:A:265:ARG:NH1	3:A:1301:DTP:O1G	2.35	0.60
1:C:635:ALA:O	1:C:637:LYS:HG3	2.01	0.60

Continued on next page...

Continued from previous page...

Atom-1	Atom-2	Interatomic distance (Å)	Clash overlap (Å)
1:E:427:ASP:CG	1:E:434:ARG:HG2	2.22	0.60
5:F:201:HEM:HMC1	5:F:201:HEM:CBC	2.28	0.60
1:G:174:LEU:HD23	1:G:175:GLU:CA	2.31	0.60
1:G:334:PHE:HB2	1:G:337:ARG:CG	2.31	0.60
1:I:999:ARG:HG2	1:I:1030:TRP:CD2	2.37	0.60
1:I:374:MET:HA	1:I:374:MET:HE2	1.84	0.60
1:I:496:MET:HA	1:I:496:MET:CE	2.31	0.60
1:I:849:SER:HB3	1:I:854:LEU:HB2	1.84	0.60
1:I:864:VAL:CG2	1:I:885:VAL:HG11	2.32	0.60
1:K:285:SER:OG	1:K:286:LEU:N	2.34	0.60
1:K:716:LEU:HB2	1:K:730:LEU:HD21	1.84	0.60
1:M:212:PHE:HE2	1:M:230:LEU:CD2	2.14	0.60
1:M:884:TRP:O	1:M:885:VAL:O	2.20	0.60
1:A:884:TRP:O	1:A:885:VAL:O	2.19	0.59
1:C:265:ARG:NH1	3:C:1301:DTP:O1G	2.35	0.59
1:E:999:ARG:HG2	1:E:1030:TRP:CD2	2.37	0.59
1:G:427:ASP:OD2	1:G:434:ARG:HG3	2.02	0.59
1:G:559:PRO:O	1:G:561:PRO:HD3	2.01	0.59
1:I:588:VAL:HG12	1:I:1248:GLU:C	2.23	0.59
1:I:143:LEU:HD23	1:I:143:LEU:O	2.01	0.59
1:K:107:THR:HB	1:K:110:VAL:HG23	1.84	0.59
1:M:122:ARG:CZ	1:M:126:PHE:CE2	2.85	0.59
1:A:107:THR:HB	1:A:110:VAL:HG23	1.84	0.59
1:A:1201:TRP:HB2	1:A:1210:SER:C	2.22	0.59
1:A:1208:GLU:HG3	1:A:1211:GLN:HG2	1.83	0.59
1:C:595:LEU:CG	1:C:1201:TRP:HH2	2.13	0.59
1:E:146:GLU:CG	1:G:111:ARG:HH11	2.15	0.59
1:E:559:PRO:O	1:E:561:PRO:HD3	2.01	0.59
1:E:861:GLN:CA	1:E:884:TRP:HD1	2.15	0.59
1:G:1201:TRP:HB2	1:G:1210:SER:C	2.22	0.59
1:G:864:VAL:CG2	1:G:885:VAL:HG11	2.32	0.59
1:G:939:ALA:HB3	1:G:947:GLN:O	2.02	0.59
1:I:565:GLN:HE22	1:I:568:LEU:HD11	1.64	0.59
1:K:1067:VAL:HB	1:K:1081:PHE:HB2	1.84	0.59
1:K:1185:PHE:O	1:K:1229:PHE:HZ	1.78	0.59
1:K:1235:VAL:O	1:K:1235:VAL:CG2	2.49	0.59
1:K:588:VAL:HG12	1:K:1248:GLU:C	2.23	0.59
1:K:507:LEU:HD21	1:K:544:PHE:CZ	2.37	0.59
1:M:588:VAL:HG12	1:M:1248:GLU:C	2.23	0.59
1:M:265:ARG:NH1	3:M:1301:DTP:O1G	2.35	0.59
1:M:136:ILE:O	1:M:140:LEU:N	2.33	0.59

Continued on next page...

Continued from previous page...

Atom-1	Atom-2	Interatomic distance (Å)	Clash overlap (Å)
1:M:849:SER:HB3	1:M:854:LEU:HB2	1.84	0.59
1:A:611:VAL:HG12	1:A:613:PRO:HD3	1.83	0.59
1:A:821:ILE:HB	1:A:835:ILE:HB	1.84	0.59
1:A:876:ALA:CB	1:A:914:VAL:O	2.45	0.59
1:A:147:PRO:HG3	1:C:121:GLN:NE2	2.18	0.59
1:E:285:SER:OG	1:E:286:LEU:N	2.34	0.59
1:E:716:LEU:HB2	1:E:730:LEU:HD21	1.84	0.59
1:E:883:SER:CB	1:E:902:ASP:CB	2.79	0.59
1:G:588:VAL:HG12	1:G:1248:GLU:C	2.23	0.59
1:G:147:PRO:HG3	1:I:121:GLN:NE2	2.18	0.59
1:G:266:ASP:HB2	1:G:269:VAL:HG23	1.85	0.59
1:G:496:MET:HE3	1:G:496:MET:HA	1.84	0.59
1:G:657:GLU:CB	1:G:680:LYS:HD2	2.31	0.59
1:G:849:SER:HB3	1:G:854:LEU:HB2	1.84	0.59
1:G:861:GLN:CA	1:G:884:TRP:HD1	2.15	0.59
1:I:332:ARG:HH11	1:I:332:ARG:CG	2.14	0.59
1:I:861:GLN:CA	1:I:884:TRP:HD1	2.15	0.59
1:K:1185:PHE:CZ	1:K:1192:LEU:HD11	2.35	0.59
1:K:212:PHE:CE2	1:K:230:LEU:CD2	2.85	0.59
1:K:678:ASP:OD2	1:K:680:LYS:CE	2.46	0.59
1:K:939:ALA:HB3	1:K:947:GLN:O	2.02	0.59
1:M:1237:ASN:O	1:M:1238:LEU:HB2	2.02	0.59
1:M:266:ASP:HB2	1:M:269:VAL:HG23	1.85	0.59
1:A:556:GLY:O	1:A:557:ARG:C	2.41	0.59
1:A:716:LEU:HB2	1:A:730:LEU:HD21	1.84	0.59
1:C:657:GLU:CB	1:C:680:LYS:HD2	2.31	0.59
1:C:861:GLN:CA	1:C:884:TRP:HD1	2.15	0.59
1:C:876:ALA:CB	1:C:914:VAL:O	2.45	0.59
1:E:1185:PHE:HE1	1:E:1192:LEU:HD12	1.53	0.59
1:E:427:ASP:OD2	1:E:434:ARG:HG3	2.02	0.59
1:E:879:ARG:HB3	1:E:921:MET:SD	2.42	0.59
1:G:879:ARG:HB3	1:G:921:MET:HE2	1.82	0.59
1:G:879:ARG:HB3	1:G:921:MET:SD	2.42	0.59
1:I:1185:PHE:HE1	1:I:1192:LEU:HD12	1.53	0.59
1:I:146:GLU:HG2	1:K:111:ARG:HH11	1.68	0.59
1:I:266:ASP:HB2	1:I:269:VAL:HG23	1.85	0.59
1:I:334:PHE:HB2	1:I:337:ARG:CG	2.31	0.59
1:I:902:ASP:CB	2:J:72:LYS:HZ2	2.14	0.59
1:K:1143:ALA:CB	1:K:1183:LEU:CD2	2.80	0.59
1:K:147:PRO:HG3	1:M:121:GLN:NE2	2.18	0.59
1:K:266:ASP:HB2	1:K:269:VAL:HG23	1.85	0.59

Continued on next page...

Continued from previous page...

Atom-1	Atom-2	Interatomic distance (Å)	Clash overlap (Å)
1:I:431:LYS:HZ2	1:K:336:ASN:HB3	1.63	0.59
1:K:345:LEU:HD11	1:K:353:ILE:HD13	1.85	0.59
1:K:635:ALA:O	1:K:637:LYS:HG3	2.02	0.59
1:K:884:TRP:O	1:K:885:VAL:O	2.20	0.59
1:K:146:GLU:HG2	1:M:111:ARG:HH11	1.68	0.59
1:A:121:GLN:NE2	1:M:147:PRO:HG3	2.18	0.59
1:A:427:ASP:CG	1:A:434:ARG:HG2	2.22	0.59
1:A:553:HIS:CD2	1:A:554:LEU:HB2	2.38	0.59
1:A:924:GLN:CB	1:A:1238:LEU:HG	2.28	0.59
1:C:364:LEU:CD1	1:C:368:MET:HE1	2.29	0.59
1:G:1237:ASN:O	1:G:1238:LEU:HB2	2.02	0.59
1:I:107:THR:HB	1:I:110:VAL:HG23	1.83	0.59
1:I:1143:ALA:CB	1:I:1183:LEU:CD2	2.80	0.59
1:I:345:LEU:HD11	1:I:353:ILE:HD13	1.85	0.59
1:I:678:ASP:OD2	1:I:680:LYS:CE	2.46	0.59
1:I:884:TRP:O	1:I:885:VAL:O	2.20	0.59
1:K:1237:ASN:O	1:K:1238:LEU:HB2	2.02	0.59
1:K:122:ARG:CZ	1:K:126:PHE:CE2	2.85	0.59
1:M:864:VAL:CG2	1:M:885:VAL:HG11	2.32	0.59
1:M:879:ARG:HB3	1:M:921:MET:SD	2.42	0.59
1:A:212:PHE:HE2	1:A:230:LEU:CD2	2.14	0.59
1:C:333:ASP:CB	1:C:334:PHE:CE1	2.85	0.59
1:E:1067:VAL:HB	1:E:1081:PHE:HB2	1.84	0.59
1:E:939:ALA:HB3	1:E:947:GLN:O	2.02	0.59
1:G:544:PHE:HE1	1:G:576:VAL:CG1	1.88	0.59
1:G:984:ALA:CA	1:G:999:ARG:O	2.47	0.59
1:I:212:PHE:CE2	1:I:230:LEU:CD2	2.86	0.59
1:I:390:GLN:HB3	1:I:393:VAL:HG13	1.85	0.59
1:K:861:GLN:CA	1:K:884:TRP:HD1	2.15	0.59
1:A:111:ARG:HH11	1:M:146:GLU:HG2	1.68	0.59
1:M:317:CYS:SG	1:M:324:VAL:HG23	2.43	0.59
1:M:658:ASP:OD2	1:M:677:VAL:CG1	2.51	0.59
1:A:266:ASP:HB2	1:A:269:VAL:HG23	1.85	0.59
1:A:317:CYS:SG	1:A:324:VAL:HG23	2.43	0.59
1:C:146:GLU:CG	1:E:111:ARG:HH11	2.15	0.59
1:C:716:LEU:HB2	1:C:730:LEU:HD21	1.84	0.59
1:C:884:TRP:O	1:C:885:VAL:O	2.19	0.59
1:E:179:PRO:HD3	1:E:237:ARG:NH1	2.15	0.59
1:E:266:ASP:HB2	1:E:269:VAL:HG23	1.85	0.59
1:E:345:LEU:HD11	1:E:353:ILE:HD13	1.85	0.59
1:G:390:GLN:HB3	1:G:393:VAL:HG13	1.85	0.59

Continued on next page...

Continued from previous page...

Atom-1	Atom-2	Interatomic distance (Å)	Clash overlap (Å)
1:G:427:ASP:CG	1:G:434:ARG:HG2	2.22	0.59
1:I:122:ARG:CZ	1:I:126:PHE:CE2	2.85	0.59
1:I:147:PRO:HG3	1:K:121:GLN:NE2	2.18	0.59
1:I:553:HIS:CD2	1:I:554:LEU:HB2	2.38	0.59
1:K:999:ARG:HG2	1:K:1030:TRP:CD2	2.37	0.59
1:M:333:ASP:CB	1:M:334:PHE:CE1	2.85	0.59
1:M:427:ASP:OD2	1:M:434:ARG:HG3	2.02	0.59
1:A:1028:GLN:HE21	1:A:1030:TRP:HB2	1.68	0.59
1:A:1143:ALA:CB	1:A:1183:LEU:CD2	2.80	0.59
1:A:122:ARG:CZ	1:A:126:PHE:CE2	2.85	0.59
1:C:317:CYS:SG	1:C:324:VAL:HG23	2.43	0.59
1:C:553:HIS:CD2	1:C:554:LEU:HB2	2.38	0.59
1:E:1201:TRP:HB2	1:E:1210:SER:C	2.22	0.59
1:E:265:ARG:NH1	3:E:1301:DTP:O1G	2.35	0.59
1:E:308:GLU:HA	1:E:308:GLU:OE2	2.01	0.59
1:E:317:CYS:SG	1:E:324:VAL:HG23	2.43	0.59
1:C:431:LYS:HZ2	1:E:336:ASN:HB3	1.62	0.59
1:E:528:GLU:HG3	1:E:529:TYR:N	2.15	0.59
1:E:543:ASN:HB2	1:E:576:VAL:CG2	2.33	0.59
1:E:595:LEU:CG	1:E:1201:TRP:HH2	2.13	0.59
1:G:999:ARG:HG2	1:G:1030:TRP:CD2	2.37	0.59
1:G:317:CYS:SG	1:G:324:VAL:HG23	2.43	0.59
1:G:678:ASP:OD2	1:G:680:LYS:CE	2.46	0.59
1:I:136:ILE:O	1:I:140:LEU:N	2.33	0.59
1:I:400:LEU:HB3	1:I:404:TRP:HZ3	1.68	0.59
1:K:136:ILE:O	1:K:140:LEU:N	2.33	0.59
1:K:658:ASP:OD2	1:K:677:VAL:CG1	2.51	0.59
1:K:821:ILE:HB	1:K:835:ILE:HB	1.83	0.59
1:K:849:SER:HB3	1:K:854:LEU:HB2	1.84	0.59
1:M:1185:PHE:O	1:M:1229:PHE:HZ	1.78	0.59
1:M:212:PHE:CE2	1:M:230:LEU:CD2	2.85	0.59
1:M:813:ILE:HD12	1:M:826:ILE:HG21	1.85	0.59
1:A:678:ASP:OD2	1:A:680:LYS:CE	2.46	0.59
1:A:861:GLN:CA	1:A:884:TRP:HD1	2.15	0.59
1:A:885:VAL:HG23	1:A:886:HIS:N	2.18	0.59
1:C:1201:TRP:HB2	1:C:1210:SER:C	2.22	0.59
1:C:1233:VAL:HG11	1:C:1243:ILE:CG1	2.28	0.59
1:C:1237:ASN:O	1:C:1238:LEU:HB2	2.02	0.59
1:C:999:ARG:HG2	1:C:1030:TRP:CD2	2.37	0.59
1:E:107:THR:HB	1:E:110:VAL:HG23	1.83	0.59
1:E:122:ARG:CZ	1:E:126:PHE:CE2	2.85	0.59

Continued on next page...

Continued from previous page...

Atom-1	Atom-2	Interatomic distance (Å)	Clash overlap (Å)
1:E:251:LEU:HD12	1:E:269:VAL:HG12	1.85	0.59
1:E:864:VAL:CG2	1:E:885:VAL:HG11	2.32	0.59
1:G:146:GLU:HG2	1:I:111:ARG:HH11	1.68	0.59
1:G:345:LEU:HD11	1:G:353:ILE:HD13	1.85	0.59
1:G:658:ASP:OD2	1:G:677:VAL:CG1	2.51	0.59
1:I:1200:LYS:HE3	1:I:1211:GLN:CB	2.33	0.59
1:I:556:GLY:O	1:I:557:ARG:C	2.41	0.59
1:I:658:ASP:OD2	1:I:677:VAL:CG1	2.51	0.59
1:I:885:VAL:HG23	1:I:886:HIS:N	2.18	0.59
1:K:138:GLN:HE21	1:K:139:LYS:N	2.01	0.59
1:K:364:LEU:C	1:K:364:LEU:HD13	2.24	0.59
1:K:813:ILE:HD12	1:K:826:ILE:HG21	1.85	0.59
1:A:111:ARG:HH11	1:M:146:GLU:CG	2.15	0.59
1:M:285:SER:OG	1:M:286:LEU:N	2.34	0.59
1:M:821:ILE:HB	1:M:835:ILE:HB	1.83	0.59
1:A:146:GLU:HG2	1:C:111:ARG:HH11	1.68	0.59
1:A:212:PHE:CE2	1:A:230:LEU:CD2	2.86	0.59
1:A:748:HIS:HD2	1:A:804:CYS:HB2	1.68	0.59
1:C:212:PHE:HE2	1:C:230:LEU:HD23	1.67	0.59
1:C:554:LEU:HD11	1:C:1214:TYR:CZ	2.38	0.59
1:C:666:SER:OG	1:C:670:ARG:N	2.34	0.59
1:C:885:VAL:HG23	1:C:886:HIS:N	2.18	0.59
1:E:1185:PHE:CZ	1:E:1192:LEU:HD11	2.35	0.59
1:G:251:LEU:HD12	1:G:269:VAL:HG12	1.85	0.59
1:G:308:GLU:HA	1:G:308:GLU:OE2	2.00	0.59
1:G:543:ASN:HB2	1:G:576:VAL:CG2	2.33	0.59
1:G:635:ALA:O	1:G:637:LYS:HG3	2.02	0.59
1:I:317:CYS:SG	1:I:324:VAL:HG23	2.43	0.59
1:K:1028:GLN:HE21	1:K:1030:TRP:HB2	1.68	0.59
1:K:212:PHE:HE2	1:K:230:LEU:CD2	2.14	0.59
1:M:1180:VAL:HG12	1:M:1180:VAL:O	2.01	0.59
1:M:1143:ALA:CB	1:M:1183:LEU:CD2	2.80	0.59
1:M:138:GLN:HE21	1:M:139:LYS:N	2.01	0.59
1:M:332:ARG:CG	1:M:332:ARG:HH11	2.14	0.59
1:A:212:PHE:HE2	1:A:230:LEU:HD23	1.67	0.58
1:A:251:LEU:HD12	1:A:269:VAL:HG12	1.85	0.58
1:A:364:LEU:HD13	1:A:364:LEU:C	2.24	0.58
1:A:588:VAL:HG12	1:A:1248:GLU:C	2.22	0.58
1:A:849:SER:HB3	1:A:854:LEU:HB2	1.84	0.58
1:C:588:VAL:HG12	1:C:1248:GLU:C	2.23	0.58
1:C:147:PRO:HG3	1:E:121:GLN:NE2	2.18	0.58

Continued on next page...

Continued from previous page...

Atom-1	Atom-2	Interatomic distance (Å)	Clash overlap (Å)
1:C:212:PHE:CE2	1:C:230:LEU:CD2	2.86	0.58
1:C:251:LEU:HD12	1:C:269:VAL:HG12	1.85	0.58
1:C:345:LEU:HD11	1:C:353:ILE:HD13	1.85	0.58
1:C:364:LEU:C	1:C:364:LEU:HD13	2.24	0.58
1:C:748:HIS:HD2	1:C:804:CYS:HB2	1.68	0.58
1:E:1200:LYS:HE3	1:E:1211:GLN:CB	2.33	0.58
1:E:588:VAL:HG12	1:E:1248:GLU:C	2.23	0.58
1:E:138:GLN:HE21	1:E:139:LYS:N	2.01	0.58
1:E:553:HIS:CD2	1:E:554:LEU:HB2	2.38	0.58
1:E:862:TYR:CE1	1:E:881:HIS:HB3	2.38	0.58
1:I:1067:VAL:HB	1:I:1081:PHE:HB2	1.84	0.58
1:I:308:GLU:OE2	1:I:308:GLU:HA	2.01	0.58
1:I:364:LEU:C	1:I:364:LEU:HD13	2.24	0.58
1:K:146:GLU:CG	1:M:111:ARG:HH11	2.15	0.58
1:K:390:GLN:HB3	1:K:393:VAL:HG13	1.85	0.58
1:M:251:LEU:HD12	1:M:269:VAL:HG12	1.85	0.58
1:M:345:LEU:HD11	1:M:353:ILE:HD13	1.85	0.58
1:M:364:LEU:C	1:M:364:LEU:HD13	2.24	0.58
1:M:556:GLY:O	1:M:557:ARG:C	2.41	0.58
1:M:861:GLN:CA	1:M:884:TRP:HD1	2.15	0.58
1:A:333:ASP:CB	1:A:334:PHE:CE1	2.85	0.58
1:C:136:ILE:O	1:C:140:LEU:N	2.33	0.58
1:C:146:GLU:HG2	1:E:111:ARG:HH11	1.68	0.58
1:C:543:ASN:HB2	1:C:576:VAL:CG2	2.33	0.58
1:G:1067:VAL:HB	1:G:1081:PHE:HB2	1.84	0.58
1:G:212:PHE:HE2	1:G:230:LEU:CD2	2.14	0.58
1:G:885:VAL:HG23	1:G:886:HIS:N	2.18	0.58
1:I:882:LEU:HD23	1:I:882:LEU:O	2.04	0.58
1:K:317:CYS:SG	1:K:324:VAL:HG23	2.43	0.58
1:M:748:HIS:HD2	1:M:804:CYS:HB2	1.68	0.58
1:A:138:GLN:HE21	1:A:139:LYS:N	2.01	0.58
1:E:1028:GLN:HE21	1:E:1030:TRP:HB2	1.68	0.58
1:E:146:GLU:HG2	1:G:111:ARG:HH11	1.68	0.58
1:E:364:LEU:HD13	1:E:364:LEU:C	2.24	0.58
1:E:390:GLN:HB3	1:E:393:VAL:HG13	1.85	0.58
1:E:400:LEU:HB3	1:E:404:TRP:HZ3	1.68	0.58
1:G:107:THR:HB	1:G:110:VAL:HG23	1.84	0.58
1:E:147:PRO:HG3	1:G:121:GLN:NE2	2.18	0.58
1:G:400:LEU:HB3	1:G:404:TRP:HZ3	1.68	0.58
1:G:553:HIS:CD2	1:G:554:LEU:HB2	2.38	0.58
1:G:556:GLY:O	1:G:557:ARG:C	2.41	0.58

Continued on next page...

Continued from previous page...

Atom-1	Atom-2	Interatomic distance (Å)	Clash overlap (Å)
1:A:473:LEU:HD21	1:A:484:TYR:OH	2.03	0.58
1:A:544:PHE:CD1	1:A:576:VAL:HG22	2.39	0.58
1:C:266:ASP:HB2	1:C:269:VAL:HG23	1.85	0.58
1:C:285:SER:OG	1:C:286:LEU:N	2.35	0.58
1:E:1136:SER:HA	1:E:1185:PHE:CD2	2.39	0.58
1:E:1171:GLU:HG3	1:E:1172:GLY:N	2.06	0.58
1:E:556:GLY:O	1:E:557:ARG:C	2.41	0.58
1:E:658:ASP:OD2	1:E:677:VAL:CG1	2.51	0.58
1:G:364:LEU:HD13	1:G:364:LEU:C	2.24	0.58
1:I:999:ARG:CD	1:I:1030:TRP:CD1	2.76	0.58
1:I:748:HIS:HD2	1:I:804:CYS:HB2	1.68	0.58
1:K:1200:LYS:HE3	1:K:1211:GLN:CB	2.33	0.58
1:K:885:VAL:HG23	1:K:886:HIS:N	2.18	0.58
1:A:1027:ILE:HD11	1:A:1047:VAL:HG11	1.86	0.58
1:A:345:LEU:HD11	1:A:353:ILE:HD13	1.85	0.58
1:A:558:GLN:CB	1:A:559:PRO:CD	2.78	0.58
1:C:1027:ILE:HD11	1:C:1047:VAL:HG11	1.86	0.58
1:C:1094:SER:HB3	1:C:1135:PHE:CG	2.39	0.58
1:C:107:THR:HB	1:C:110:VAL:HG23	1.84	0.58
1:C:1200:LYS:HE3	1:C:1211:GLN:CB	2.33	0.58
1:C:658:ASP:OD2	1:C:677:VAL:CG1	2.51	0.58
1:C:849:SER:HB3	1:C:854:LEU:HB2	1.84	0.58
1:E:1094:SER:HB3	1:E:1135:PHE:CG	2.39	0.58
1:E:544:PHE:CD1	1:E:576:VAL:HG22	2.39	0.58
1:E:849:SER:HB3	1:E:854:LEU:HB2	1.84	0.58
1:G:1028:GLN:HE21	1:G:1030:TRP:HB2	1.68	0.58
1:G:138:GLN:HE21	1:G:139:LYS:N	2.01	0.58
1:G:748:HIS:HD2	1:G:804:CYS:HB2	1.68	0.58
1:I:1094:SER:HB3	1:I:1135:PHE:CG	2.39	0.58
1:I:212:PHE:HE2	1:I:230:LEU:HD23	1.67	0.58
1:G:431:LYS:HZ2	1:I:336:ASN:HB3	1.62	0.58
5:J:201:HEM:HMC1	5:J:201:HEM:CBC	2.28	0.58
1:K:1094:SER:HB3	1:K:1135:PHE:CG	2.39	0.58
1:K:1136:SER:HA	1:K:1185:PHE:CD2	2.38	0.58
1:K:251:LEU:HD12	1:K:269:VAL:HG12	1.85	0.58
1:K:400:LEU:HB3	1:K:404:TRP:HZ3	1.68	0.58
1:K:553:HIS:CD2	1:K:554:LEU:HB2	2.38	0.58
1:M:885:VAL:HG23	1:M:886:HIS:N	2.18	0.58
1:A:1200:LYS:HE3	1:A:1211:GLN:CB	2.33	0.58
1:A:588:VAL:CG1	1:A:1248:GLU:C	2.72	0.58
1:C:427:ASP:OD2	1:C:434:ARG:HG3	2.02	0.58

Continued on next page...

Continued from previous page...

Atom-1	Atom-2	Interatomic distance (Å)	Clash overlap (Å)
1:C:473:LEU:HD21	1:C:484:TYR:OH	2.03	0.58
1:C:556:GLY:O	1:C:557:ARG:C	2.41	0.58
1:C:862:TYR:CE1	1:C:881:HIS:HB3	2.38	0.58
1:E:212:PHE:CE2	1:E:230:LEU:CD2	2.86	0.58
1:E:748:HIS:HD2	1:E:804:CYS:HB2	1.68	0.58
1:E:813:ILE:HD12	1:E:826:ILE:HG21	1.85	0.58
1:G:1136:SER:HA	1:G:1185:PHE:CD2	2.39	0.58
1:G:1200:LYS:HE3	1:G:1211:GLN:CB	2.33	0.58
1:G:212:PHE:CE2	1:G:230:LEU:CD2	2.86	0.58
1:I:1185:PHE:CD1	1:I:1192:LEU:CG	2.63	0.58
1:I:251:LEU:HD12	1:I:269:VAL:HG12	1.85	0.58
1:K:1233:VAL:HG11	1:K:1243:ILE:CG1	2.28	0.58
1:K:196:LEU:HD12	1:K:196:LEU:O	2.03	0.58
1:K:544:PHE:CD1	1:K:576:VAL:HG22	2.39	0.58
1:M:1028:GLN:HE21	1:M:1030:TRP:HB2	1.68	0.58
1:M:1027:ILE:HD11	1:M:1047:VAL:HG11	1.86	0.58
1:M:196:LEU:HD12	1:M:196:LEU:O	2.03	0.58
1:M:543:ASN:HB2	1:M:576:VAL:CG2	2.33	0.58
1:M:553:HIS:CD2	1:M:554:LEU:HB2	2.38	0.58
1:M:554:LEU:HD11	1:M:1214:TYR:CZ	2.38	0.58
1:M:984:ALA:CA	1:M:999:ARG:O	2.47	0.58
1:A:427:ASP:OD2	1:A:434:ARG:HG3	2.02	0.58
1:A:813:ILE:HD12	1:A:826:ILE:HG21	1.85	0.58
1:E:1113:SER:H	1:E:1120:LEU:HD13	1.69	0.58
1:E:212:PHE:HE2	1:E:230:LEU:HD23	1.67	0.58
1:G:189:LYS:O	1:G:190:GLN:OE1	2.22	0.58
1:G:554:LEU:HD11	1:G:1214:TYR:CZ	2.38	0.58
1:G:544:PHE:CD1	1:G:576:VAL:HG22	2.39	0.58
1:G:862:TYR:CE1	1:G:881:HIS:HB3	2.38	0.58
1:I:1136:SER:HA	1:I:1185:PHE:CD2	2.39	0.58
1:I:138:GLN:HE21	1:I:139:LYS:N	2.01	0.58
1:I:179:PRO:HD3	1:I:237:ARG:NH1	2.15	0.58
1:I:427:ASP:OD2	1:I:434:ARG:HG3	2.02	0.58
1:I:813:ILE:HD12	1:I:826:ILE:HG21	1.85	0.58
1:K:1180:VAL:HG12	1:K:1180:VAL:O	2.01	0.58
1:K:212:PHE:HE2	1:K:230:LEU:HD23	1.67	0.58
1:M:1200:LYS:HE3	1:M:1211:GLN:CB	2.33	0.58
1:A:122:ARG:NE	1:A:126:PHE:CZ	2.71	0.58
1:A:554:LEU:HD11	1:A:1214:TYR:CZ	2.38	0.58
1:A:882:LEU:O	1:A:882:LEU:HD23	2.04	0.58
1:A:999:ARG:HG2	1:A:1030:TRP:CD2	2.37	0.58

Continued on next page...

Continued from previous page...

Atom-1	Atom-2	Interatomic distance (Å)	Clash overlap (Å)
1:C:1113:SER:H	1:C:1120:LEU:HD13	1.69	0.58
1:C:882:LEU:O	1:C:882:LEU:HD23	2.04	0.58
1:E:885:VAL:HG23	1:E:886:HIS:N	2.18	0.58
1:G:1113:SER:H	1:G:1120:LEU:HD13	1.69	0.58
1:G:1094:SER:HB3	1:G:1135:PHE:CG	2.39	0.58
1:I:1028:GLN:HE21	1:I:1030:TRP:HB2	1.68	0.58
1:I:122:ARG:NE	1:I:126:PHE:CZ	2.71	0.58
1:I:189:LYS:O	1:I:190:GLN:OE1	2.22	0.58
1:I:196:LEU:HD12	1:I:196:LEU:O	2.03	0.58
1:I:496:MET:HE3	1:I:496:MET:HA	1.84	0.58
1:I:544:PHE:CD1	1:I:576:VAL:HG11	2.36	0.58
1:I:708:THR:HG22	1:I:710:SER:H	1.69	0.58
1:K:1213:PHE:HE2	1:K:1215:THR:HG22	1.69	0.58
1:K:171:HIS:NE2	1:K:175:GLU:CG	2.66	0.58
1:M:1094:SER:HB3	1:M:1135:PHE:CG	2.39	0.58
1:M:390:GLN:HB3	1:M:393:VAL:HG13	1.85	0.58
1:M:473:LEU:HD21	1:M:484:TYR:OH	2.03	0.58
1:M:882:LEU:O	1:M:882:LEU:HD23	2.03	0.58
1:M:946:LEU:HD11	1:M:959:LEU:HD12	1.86	0.58
1:M:999:ARG:HG2	1:M:1030:TRP:CD2	2.37	0.58
5:N:201:HEM:HMC1	5:N:201:HEM:CBC	2.28	0.58
1:A:543:ASN:HB2	1:A:576:VAL:CG2	2.33	0.58
1:C:390:GLN:HB3	1:C:393:VAL:HG13	1.85	0.58
1:C:544:PHE:CD1	1:C:576:VAL:HG22	2.39	0.58
1:E:473:LEU:HD21	1:E:484:TYR:OH	2.03	0.58
1:E:902:ASP:CB	2:F:72:LYS:HZ2	2.15	0.58
1:I:543:ASN:HB2	1:I:576:VAL:CG2	2.33	0.58
1:I:544:PHE:CD1	1:I:576:VAL:HG22	2.39	0.58
1:K:122:ARG:NE	1:K:126:PHE:CZ	2.71	0.58
1:M:1185:PHE:CZ	1:M:1192:LEU:HD11	2.35	0.58
1:M:231:MET:SD	1:M:258:CYS:SG	2.97	0.58
1:A:921:MET:HA	1:A:1240:ILE:HG13	1.85	0.58
1:A:595:LEU:CD2	1:A:1244:LEU:CD1	2.48	0.58
1:A:708:THR:HG22	1:A:710:SER:H	1.69	0.58
1:A:946:LEU:HD11	1:A:959:LEU:HD12	1.86	0.58
1:C:1028:GLN:HE21	1:C:1030:TRP:HB2	1.68	0.58
1:C:921:MET:HA	1:C:1240:ILE:HG13	1.85	0.58
1:E:1027:ILE:HD11	1:E:1047:VAL:HG11	1.86	0.58
1:E:364:LEU:CD1	1:E:368:MET:HE2	2.34	0.58
1:E:554:LEU:HD11	1:E:1214:TYR:CZ	2.38	0.58
1:E:639:LEU:N	1:E:653:ILE:CG2	2.63	0.58

Continued on next page...

Continued from previous page...

Atom-1	Atom-2	Interatomic distance (Å)	Clash overlap (Å)
1:E:876:ALA:CB	1:E:914:VAL:O	2.45	0.58
1:G:360:ASP:C	1:G:361:TYR:CD1	2.78	0.58
1:I:997:GLN:HG3	1:I:1033:GLN:H	1.69	0.58
1:M:1113:SER:H	1:M:1120:LEU:HD13	1.69	0.58
1:A:1136:SER:HA	1:A:1185:PHE:CD2	2.38	0.57
1:A:171:HIS:NE2	1:A:175:GLU:CG	2.66	0.57
1:C:588:VAL:CG1	1:C:1248:GLU:C	2.72	0.57
1:C:813:ILE:HD12	1:C:826:ILE:HG21	1.85	0.57
5:D:201:HEM:HMC1	5:D:201:HEM:CBC	2.28	0.57
1:E:997:GLN:HG3	1:E:1033:GLN:H	1.69	0.57
1:E:122:ARG:NE	1:E:126:PHE:CZ	2.71	0.57
1:E:882:LEU:O	1:E:882:LEU:HD23	2.04	0.57
1:G:196:LEU:O	1:G:196:LEU:HD12	2.03	0.57
1:G:212:PHE:HE2	1:G:230:LEU:HD23	1.67	0.57
1:G:813:ILE:HD12	1:G:826:ILE:HG21	1.85	0.57
1:I:1113:SER:H	1:I:1120:LEU:HD13	1.69	0.57
1:I:1213:PHE:HE2	1:I:1215:THR:HG22	1.69	0.57
1:I:902:ASP:CB	2:J:72:LYS:NZ	2.67	0.57
1:K:554:LEU:HD11	1:K:1214:TYR:CZ	2.38	0.57
1:K:882:LEU:HD23	1:K:882:LEU:O	2.03	0.57
1:M:544:PHE:CD1	1:M:576:VAL:HG22	2.39	0.57
1:A:1113:SER:H	1:A:1120:LEU:HD13	1.69	0.57
1:A:1233:VAL:HG11	1:A:1243:ILE:CG1	2.28	0.57
1:C:122:ARG:NE	1:C:126:PHE:CZ	2.71	0.57
1:C:179:PRO:HD3	1:C:237:ARG:NH1	2.15	0.57
1:E:1237:ASN:O	1:E:1238:LEU:HB2	2.02	0.57
1:E:921:MET:HA	1:E:1240:ILE:HG13	1.85	0.57
1:G:364:LEU:CD1	1:G:368:MET:HE1	2.27	0.57
1:I:931:GLN:O	1:I:931:GLN:HG3	2.05	0.57
1:K:189:LYS:O	1:K:190:GLN:OE1	2.22	0.57
1:K:360:ASP:C	1:K:361:TYR:CD1	2.78	0.57
1:K:556:GLY:O	1:K:557:ARG:C	2.41	0.57
1:K:520:ALA:HB2	1:K:647:GLY:O	2.05	0.57
1:M:1136:SER:HA	1:M:1185:PHE:CD2	2.39	0.57
1:M:122:ARG:NE	1:M:126:PHE:CZ	2.71	0.57
1:M:1233:VAL:HG12	1:M:1243:ILE:HG23	1.86	0.57
1:M:588:VAL:CG1	1:M:1248:GLU:C	2.72	0.57
1:A:196:LEU:O	1:A:196:LEU:HD12	2.04	0.57
1:A:400:LEU:HB3	1:A:404:TRP:HZ3	1.68	0.57
1:C:138:GLN:HE21	1:C:139:LYS:N	2.01	0.57
1:C:678:ASP:OD2	1:C:680:LYS:CE	2.46	0.57

Continued on next page...

Continued from previous page...

Atom-1	Atom-2	Interatomic distance (Å)	Clash overlap (Å)
1:E:902:ASP:CB	2:F:72:LYS:NZ	2.67	0.57
1:G:588:VAL:CG1	1:G:1248:GLU:C	2.72	0.57
1:I:554:LEU:HD11	1:I:1214:TYR:CZ	2.38	0.57
1:K:333:ASP:CB	1:K:334:PHE:CE1	2.85	0.57
1:A:1213:PHE:CD2	1:A:1214:TYR:N	2.73	0.57
1:A:136:ILE:O	1:A:140:LEU:N	2.33	0.57
1:A:902:ASP:CB	2:B:72:LYS:NZ	2.67	0.57
1:C:360:ASP:C	1:C:361:TYR:CD1	2.78	0.57
1:G:1181:THR:HG22	1:G:1182:ASP:HB2	1.86	0.57
1:G:1213:PHE:CD2	1:G:1214:TYR:N	2.73	0.57
1:G:122:ARG:NE	1:G:126:PHE:CZ	2.71	0.57
1:G:708:THR:HG22	1:G:710:SER:H	1.69	0.57
1:G:931:GLN:HG3	1:G:931:GLN:O	2.05	0.57
1:G:948:LEU:HD12	1:G:957:ASP:HB3	1.86	0.57
1:K:1027:ILE:HD11	1:K:1047:VAL:HG11	1.86	0.57
1:K:473:LEU:HD21	1:K:484:TYR:OH	2.03	0.57
1:K:588:VAL:CG1	1:K:1248:GLU:C	2.72	0.57
5:L:201:HEM:CBC	5:L:201:HEM:HMC1	2.28	0.57
1:M:360:ASP:C	1:M:361:TYR:CD1	2.78	0.57
1:M:520:ALA:HB2	1:M:647:GLY:O	2.04	0.57
1:M:708:THR:HG22	1:M:710:SER:H	1.69	0.57
1:M:902:ASP:CB	2:N:72:LYS:NZ	2.67	0.57
1:C:1185:PHE:CZ	1:C:1192:LEU:HD11	2.35	0.57
1:C:1213:PHE:CD2	1:C:1214:TYR:N	2.73	0.57
1:C:140:LEU:O	1:C:143:LEU:CD2	2.53	0.57
1:E:189:LYS:O	1:E:190:GLN:OE1	2.22	0.57
1:E:206:LEU:HD21	1:E:235:HIS:CD2	2.39	0.57
1:I:1181:THR:HG22	1:I:1182:ASP:HB2	1.87	0.57
1:K:931:GLN:HG3	1:K:931:GLN:O	2.05	0.57
1:M:1185:PHE:HE1	1:M:1192:LEU:HD12	1.53	0.57
1:M:1233:VAL:HG11	1:M:1243:ILE:CG1	2.28	0.57
1:M:212:PHE:HE2	1:M:230:LEU:HD23	1.67	0.57
1:M:316:GLU:O	1:M:318:LYS:CG	2.50	0.57
1:M:876:ALA:CB	1:M:914:VAL:O	2.45	0.57
1:A:1094:SER:HB3	1:A:1135:PHE:CG	2.39	0.57
1:A:390:GLN:HB3	1:A:393:VAL:HG13	1.85	0.57
1:A:658:ASP:OD2	1:A:677:VAL:CG1	2.51	0.57
1:A:948:LEU:HD12	1:A:957:ASP:HB3	1.86	0.57
1:C:1233:VAL:HG12	1:C:1243:ILE:HG23	1.86	0.57
1:C:400:LEU:HB3	1:C:404:TRP:HZ3	1.68	0.57
1:E:1181:THR:HG22	1:E:1182:ASP:HB2	1.86	0.57

Continued on next page...

Continued from previous page...

Atom-1	Atom-2	Interatomic distance (Å)	Clash overlap (Å)
1:E:588:VAL:CG1	1:E:1248:GLU:C	2.72	0.57
1:E:678:ASP:OD2	1:E:680:LYS:CE	2.46	0.57
1:G:921:MET:HA	1:G:1240:ILE:HG13	1.85	0.57
1:I:278:TYR:N	1:I:278:TYR:CD1	2.73	0.57
1:I:360:ASP:C	1:I:361:TYR:CD1	2.78	0.57
1:I:520:ALA:HB2	1:I:647:GLY:O	2.05	0.57
1:I:948:LEU:HD12	1:I:957:ASP:HB3	1.86	0.57
1:K:206:LEU:HD21	1:K:235:HIS:CD2	2.39	0.57
1:K:543:ASN:HB2	1:K:576:VAL:CG2	2.33	0.57
1:K:902:ASP:CB	2:L:72:LYS:NZ	2.67	0.57
1:M:189:LYS:O	1:M:190:GLN:OE1	2.22	0.57
1:M:921:MET:HA	1:M:1240:ILE:HG13	1.85	0.57
1:M:948:LEU:HD12	1:M:957:ASP:HB3	1.86	0.57
1:A:140:LEU:O	1:A:143:LEU:CD2	2.53	0.57
1:A:334:PHE:N	1:A:334:PHE:CD1	2.73	0.57
1:A:360:ASP:C	1:A:361:TYR:CD1	2.78	0.57
1:A:678:ASP:OD2	1:A:680:LYS:HG3	2.05	0.57
1:C:1008:HIS:CE1	1:C:1010:GLN:HB2	2.40	0.57
1:G:1233:VAL:HG12	1:G:1243:ILE:HG23	1.86	0.57
1:G:544:PHE:CD1	1:G:576:VAL:HG11	2.36	0.57
1:G:882:LEU:O	1:G:882:LEU:HD23	2.03	0.57
1:I:1008:HIS:CE1	1:I:1010:GLN:HB2	2.40	0.57
1:I:146:GLU:CG	1:K:111:ARG:HH11	2.15	0.57
1:I:473:LEU:HD21	1:I:484:TYR:OH	2.03	0.57
1:K:1113:SER:H	1:K:1120:LEU:HD13	1.69	0.57
1:K:544:PHE:CD1	1:K:576:VAL:HG11	2.36	0.57
1:K:678:ASP:OD2	1:K:680:LYS:HG3	2.05	0.57
1:K:748:HIS:HD2	1:K:804:CYS:HB2	1.68	0.57
1:M:1092:ASP:HB2	1:M:1133:SER:O	2.05	0.57
1:M:400:LEU:HB3	1:M:404:TRP:HZ3	1.68	0.57
1:A:486:PHE:CD1	1:A:486:PHE:N	2.73	0.57
1:C:1136:SER:HA	1:C:1185:PHE:CD2	2.39	0.57
1:E:1213:PHE:CD2	1:E:1214:TYR:N	2.73	0.57
1:E:1220:LEU:HG	1:E:1236:ASP:CG	2.25	0.57
1:E:140:LEU:O	1:E:143:LEU:CD2	2.53	0.57
1:E:196:LEU:HD12	1:E:196:LEU:O	2.03	0.57
1:E:360:ASP:C	1:E:361:TYR:CD1	2.78	0.57
1:G:136:ILE:O	1:G:140:LEU:N	2.33	0.57
1:G:334:PHE:CD1	1:G:334:PHE:N	2.73	0.57
1:I:1027:ILE:HD11	1:I:1047:VAL:HG11	1.86	0.57
1:I:603:ILE:HD13	1:I:1240:ILE:HG21	1.87	0.57

Continued on next page...

Continued from previous page...

Atom-1	Atom-2	Interatomic distance (Å)	Clash overlap (Å)
1:I:1233:VAL:HG12	1:I:1243:ILE:HG23	1.86	0.57
1:I:596:GLU:HB2	1:I:1245:GLN:O	2.04	0.57
1:K:1008:HIS:CE1	1:K:1010:GLN:HB2	2.40	0.57
1:K:1220:LEU:HG	1:K:1236:ASP:CG	2.25	0.57
1:K:708:THR:HG22	1:K:710:SER:H	1.69	0.57
1:K:946:LEU:HD11	1:K:959:LEU:HD12	1.86	0.57
1:M:486:PHE:CD1	1:M:486:PHE:N	2.73	0.57
1:M:678:ASP:OD2	1:M:680:LYS:HG3	2.05	0.57
1:A:1187:PRO:HG2	1:A:1229:PHE:HB3	1.87	0.57
1:A:1185:PHE:CZ	1:A:1192:LEU:HD11	2.35	0.57
1:A:206:LEU:HD21	1:A:235:HIS:CD2	2.39	0.57
1:A:151:THR:HB	1:A:279:VAL:HG12	1.87	0.57
1:A:334:PHE:HB3	1:A:337:ARG:HG2	1.86	0.57
1:A:453:LEU:HD11	1:A:454:GLN:NE2	2.00	0.57
1:C:1200:LYS:HD3	1:C:1202:TRP:NE1	2.20	0.57
1:C:196:LEU:HD12	1:C:196:LEU:O	2.03	0.57
1:C:206:LEU:HD21	1:C:235:HIS:CD2	2.39	0.57
1:C:151:THR:HB	1:C:279:VAL:HG12	1.87	0.57
1:C:453:LEU:HD11	1:C:454:GLN:NE2	2.00	0.57
1:E:334:PHE:N	1:E:334:PHE:CD1	2.73	0.57
1:G:1027:ILE:HD11	1:G:1047:VAL:HG11	1.86	0.57
1:G:1213:PHE:O	1:G:1214:TYR:CB	2.49	0.57
1:G:400:LEU:HB3	1:G:404:TRP:CZ3	2.40	0.57
1:I:588:VAL:CG1	1:I:1248:GLU:C	2.72	0.57
1:I:400:LEU:HB3	1:I:404:TRP:CZ3	2.40	0.57
1:I:678:ASP:OD2	1:I:680:LYS:HG3	2.05	0.57
1:K:1181:THR:HG22	1:K:1182:ASP:HB2	1.87	0.57
1:K:278:TYR:N	1:K:278:TYR:CD1	2.73	0.57
1:K:151:THR:HB	1:K:279:VAL:HG12	1.87	0.57
1:K:316:GLU:O	1:K:318:LYS:CG	2.50	0.57
1:M:997:GLN:HG3	1:M:1033:GLN:H	1.69	0.57
1:M:140:LEU:O	1:M:143:LEU:CD2	2.53	0.57
1:A:1220:LEU:HG	1:A:1236:ASP:CG	2.25	0.57
1:A:1233:VAL:HG12	1:A:1243:ILE:HG23	1.86	0.57
1:A:400:LEU:HB3	1:A:404:TRP:CZ3	2.40	0.57
1:C:334:PHE:HB3	1:C:337:ARG:HG2	1.87	0.57
1:C:486:PHE:N	1:C:486:PHE:CD1	2.73	0.57
1:C:639:LEU:N	1:C:653:ILE:CG2	2.63	0.57
1:C:678:ASP:OD2	1:C:680:LYS:HG3	2.05	0.57
1:C:902:ASP:CB	2:D:72:LYS:NZ	2.67	0.57
1:E:400:LEU:HB3	1:E:404:TRP:CZ3	2.40	0.57

Continued on next page...

Continued from previous page...

Atom-1	Atom-2	Interatomic distance (Å)	Clash overlap (Å)
1:E:948:LEU:HD12	1:E:957:ASP:HB3	1.86	0.57
1:G:206:LEU:HD21	1:G:235:HIS:CD2	2.39	0.57
1:G:902:ASP:CB	2:H:72:LYS:NZ	2.67	0.57
1:I:1213:PHE:CD2	1:I:1214:TYR:N	2.73	0.57
1:I:1220:LEU:HG	1:I:1236:ASP:CG	2.25	0.57
1:I:206:LEU:HD21	1:I:235:HIS:CD2	2.39	0.57
1:K:1046:THR:O	1:K:1062:SER:HB2	2.05	0.57
1:K:1213:PHE:CE2	1:K:1215:THR:HA	2.40	0.57
1:K:374:MET:HE2	1:K:374:MET:HA	1.84	0.57
1:K:400:LEU:HB3	1:K:404:TRP:CZ3	2.40	0.57
1:K:603:ILE:HD13	1:K:1240:ILE:HG21	1.87	0.57
1:M:1046:THR:O	1:M:1062:SER:HB2	2.05	0.57
1:M:206:LEU:HD21	1:M:235:HIS:CD2	2.39	0.57
1:M:931:GLN:HG3	1:M:931:GLN:O	2.05	0.57
1:A:1200:LYS:HD3	1:A:1202:TRP:NE1	2.20	0.56
1:A:1216:ASN:HB3	1:A:1242:TYR:OH	2.05	0.56
1:A:997:GLN:HG3	1:A:1033:GLN:H	1.69	0.56
1:C:1092:ASP:HB2	1:C:1133:SER:O	2.05	0.56
1:C:189:LYS:O	1:C:190:GLN:OE1	2.22	0.56
1:C:883:SER:OG	1:C:902:ASP:CA	2.53	0.56
1:C:946:LEU:HD11	1:C:959:LEU:HD12	1.86	0.56
1:C:997:GLN:HG3	1:C:1033:GLN:H	1.69	0.56
1:E:453:LEU:HD11	1:E:454:GLN:NE2	2.00	0.56
1:E:708:THR:HG22	1:E:710:SER:H	1.69	0.56
1:E:946:LEU:HD11	1:E:959:LEU:HD12	1.86	0.56
1:G:1182:ASP:C	1:G:1183:LEU:HD12	2.26	0.56
1:G:1220:LEU:HG	1:G:1236:ASP:CG	2.25	0.56
1:G:140:LEU:O	1:G:143:LEU:CD2	2.53	0.56
1:G:883:SER:OG	1:G:902:ASP:CA	2.53	0.56
1:I:231:MET:SD	1:I:258:CYS:SG	2.97	0.56
1:I:427:ASP:HB3	1:I:434:ARG:O	2.05	0.56
1:K:1187:PRO:HG2	1:K:1229:PHE:HB3	1.87	0.56
1:K:1213:PHE:CD2	1:K:1214:TYR:N	2.73	0.56
1:K:525:GLU:O	1:K:528:GLU:HG2	2.05	0.56
1:M:334:PHE:HB3	1:M:337:ARG:HG2	1.87	0.56
1:M:615:THR:O	1:M:904:GLN:OE1	2.23	0.56
1:M:879:ARG:CB	1:M:921:MET:CE	2.73	0.56
1:A:544:PHE:CD1	1:A:576:VAL:CG2	2.88	0.56
1:A:564:VAL:CG1	1:A:583:GLN:HG2	2.35	0.56
1:C:999:ARG:CD	1:C:1030:TRP:CD1	2.76	0.56
1:C:1213:PHE:CE2	1:C:1215:THR:HA	2.40	0.56

Continued on next page...

Continued from previous page...

Atom-1	Atom-2	Interatomic distance (Å)	Clash overlap (Å)
1:C:1220:LEU:HG	1:C:1236:ASP:CG	2.25	0.56
1:C:278:TYR:CD1	1:C:278:TYR:N	2.73	0.56
1:C:400:LEU:HB3	1:C:404:TRP:CZ3	2.40	0.56
1:E:427:ASP:HB3	1:E:434:ARG:O	2.05	0.56
1:G:595:LEU:CD2	1:G:1244:LEU:CD1	2.48	0.56
1:G:295:LEU:O	1:G:299:VAL:HG22	2.05	0.56
1:G:544:PHE:CD1	1:G:576:VAL:CG2	2.88	0.56
1:I:1201:TRP:HE3	1:I:1210:SER:CB	2.16	0.56
1:I:140:LEU:O	1:I:143:LEU:CD2	2.53	0.56
1:I:921:MET:HA	1:I:1240:ILE:HG13	1.85	0.56
1:K:596:GLU:HB2	1:K:1245:GLN:O	2.05	0.56
1:M:1187:PRO:HG2	1:M:1229:PHE:HB3	1.87	0.56
1:M:149:TRP:HZ3	1:M:251:LEU:HD22	1.70	0.56
1:M:278:TYR:N	1:M:278:TYR:CD1	2.73	0.56
1:M:151:THR:HB	1:M:279:VAL:HG12	1.87	0.56
1:M:334:PHE:N	1:M:334:PHE:CD1	2.73	0.56
1:M:596:GLU:HB2	1:M:1245:GLN:O	2.05	0.56
1:A:1046:THR:O	1:A:1062:SER:HB2	2.05	0.56
1:A:1092:ASP:HB2	1:A:1133:SER:O	2.05	0.56
1:A:189:LYS:O	1:A:190:GLN:OE1	2.22	0.56
1:C:596:GLU:HB2	1:C:1245:GLN:O	2.05	0.56
1:C:171:HIS:NE2	1:C:175:GLU:CG	2.66	0.56
1:C:295:LEU:O	1:C:299:VAL:HG22	2.05	0.56
1:C:708:THR:HG22	1:C:710:SER:H	1.69	0.56
1:E:1200:LYS:HD3	1:E:1202:TRP:NE1	2.20	0.56
1:E:544:PHE:CD1	1:E:576:VAL:CG2	2.88	0.56
1:E:564:VAL:CG1	1:E:583:GLN:HG3	2.35	0.56
1:E:609:LEU:HB3	1:E:908:LEU:HB3	1.87	0.56
1:E:879:ARG:CB	1:E:921:MET:CE	2.73	0.56
1:E:931:GLN:HG3	1:E:931:GLN:O	2.05	0.56
1:G:1213:PHE:CE2	1:G:1215:THR:HA	2.40	0.56
1:G:596:GLU:HB2	1:G:1245:GLN:O	2.05	0.56
1:G:946:LEU:HD11	1:G:959:LEU:HD12	1.86	0.56
1:I:1187:PRO:HG2	1:I:1229:PHE:HB3	1.87	0.56
1:I:1216:ASN:HB3	1:I:1242:TYR:OH	2.06	0.56
1:K:1201:TRP:HE3	1:K:1210:SER:CB	2.15	0.56
1:K:140:LEU:O	1:K:143:LEU:CD2	2.53	0.56
1:K:295:LEU:O	1:K:299:VAL:HG22	2.05	0.56
1:K:427:ASP:HB3	1:K:434:ARG:O	2.05	0.56
1:K:615:THR:O	1:K:904:GLN:OE1	2.23	0.56
1:K:921:MET:HA	1:K:1240:ILE:HG13	1.85	0.56

Continued on next page...

Continued from previous page...

Atom-1	Atom-2	Interatomic distance (Å)	Clash overlap (Å)
1:K:948:LEU:HD12	1:K:957:ASP:HB3	1.86	0.56
1:M:1213:PHE:CD2	1:M:1214:TYR:N	2.72	0.56
1:M:1213:PHE:CE2	1:M:1215:THR:HA	2.40	0.56
1:M:525:GLU:O	1:M:528:GLU:HG2	2.05	0.56
1:A:520:ALA:HB2	1:A:647:GLY:O	2.05	0.56
1:C:1181:THR:HG22	1:C:1182:ASP:HB2	1.86	0.56
1:I:1213:PHE:CE2	1:I:1215:THR:HA	2.40	0.56
1:I:457:HIS:CE1	1:I:493:SER:HG	2.23	0.56
1:I:862:TYR:CE1	1:I:881:HIS:HB3	2.38	0.56
1:I:883:SER:OG	1:I:902:ASP:CA	2.53	0.56
1:K:1233:VAL:HG12	1:K:1243:ILE:HG23	1.86	0.56
1:M:295:LEU:O	1:M:299:VAL:HG22	2.05	0.56
1:M:374:MET:HE2	1:M:374:MET:HA	1.84	0.56
1:M:400:LEU:HB3	1:M:404:TRP:CZ3	2.40	0.56
1:M:544:PHE:CD1	1:M:576:VAL:CG2	2.88	0.56
1:M:639:LEU:N	1:M:653:ILE:CG2	2.63	0.56
1:A:111:ARG:NH1	1:M:146:GLU:HG2	2.18	0.56
1:A:596:GLU:HB2	1:A:1245:GLN:O	2.05	0.56
1:A:862:TYR:CE1	1:A:881:HIS:HB3	2.38	0.56
1:A:615:THR:O	1:A:904:GLN:OE1	2.24	0.56
1:A:970:SER:OG	1:A:973:LEU:O	2.24	0.56
1:C:1187:PRO:HG2	1:C:1229:PHE:HB3	1.87	0.56
1:C:564:VAL:CG1	1:C:583:GLN:HG3	2.35	0.56
1:C:603:ILE:HD13	1:C:1240:ILE:HG21	1.87	0.56
1:E:1008:HIS:CE1	1:E:1010:GLN:HB2	2.40	0.56
1:E:419:VAL:HG22	1:E:424:LEU:O	2.06	0.56
1:E:788:LEU:HG	1:E:790:LEU:HG	1.88	0.56
1:G:1201:TRP:HE3	1:G:1210:SER:CB	2.15	0.56
1:G:419:VAL:HG22	1:G:424:LEU:O	2.06	0.56
1:G:603:ILE:HD13	1:G:1240:ILE:HG21	1.87	0.56
1:G:609:LEU:HB3	1:G:908:LEU:HB3	1.87	0.56
1:G:970:SER:OG	1:G:973:LEU:O	2.24	0.56
1:I:241:ILE:O	1:I:242:LEU:HD12	2.05	0.56
1:I:946:LEU:HD11	1:I:959:LEU:HD12	1.86	0.56
1:I:970:SER:OG	1:I:973:LEU:O	2.24	0.56
1:K:1182:ASP:C	1:K:1183:LEU:HD12	2.26	0.56
1:K:149:TRP:HZ3	1:K:251:LEU:HD22	1.70	0.56
1:K:513:LYS:CD	1:K:522:LEU:HG	2.36	0.56
1:M:1200:LYS:HD3	1:M:1202:TRP:NE1	2.20	0.56
1:M:171:HIS:NE2	1:M:175:GLU:CG	2.66	0.56
1:A:278:TYR:N	1:A:278:TYR:CD1	2.73	0.56

Continued on next page...

Continued from previous page...

Atom-1	Atom-2	Interatomic distance (Å)	Clash overlap (Å)
1:C:1182:ASP:C	1:C:1183:LEU:HD12	2.26	0.56
1:C:334:PHE:CD1	1:C:334:PHE:N	2.73	0.56
1:C:609:LEU:HB3	1:C:908:LEU:HB3	1.87	0.56
1:C:788:LEU:HG	1:C:790:LEU:HG	1.88	0.56
1:E:1240:ILE:HG22	1:E:1242:TYR:CE1	2.41	0.56
1:E:151:THR:HB	1:E:279:VAL:HG12	1.87	0.56
1:E:564:VAL:CG1	1:E:583:GLN:HG2	2.36	0.56
1:G:1092:ASP:HB2	1:G:1133:SER:O	2.05	0.56
1:G:1213:PHE:HE2	1:G:1215:THR:HG22	1.69	0.56
1:G:1240:ILE:HG22	1:G:1242:TYR:CE1	2.41	0.56
1:G:473:LEU:HD21	1:G:484:TYR:OH	2.03	0.56
1:G:520:ALA:HB2	1:G:647:GLY:O	2.05	0.56
1:G:639:LEU:N	1:G:653:ILE:CG2	2.63	0.56
1:I:151:THR:HB	1:I:279:VAL:HG12	1.87	0.56
1:I:419:VAL:HG22	1:I:424:LEU:O	2.06	0.56
1:I:544:PHE:CD1	1:I:576:VAL:CG2	2.88	0.56
1:I:615:THR:O	1:I:904:GLN:OE1	2.23	0.56
1:K:788:LEU:HG	1:K:790:LEU:HG	1.88	0.56
1:K:997:GLN:HG3	1:K:1033:GLN:H	1.69	0.56
1:M:1181:THR:HG22	1:M:1182:ASP:HB2	1.87	0.56
1:A:340:TYR:HH	1:M:409:GLU:HG3	1.69	0.56
1:M:788:LEU:HG	1:M:790:LEU:HG	1.88	0.56
1:C:1046:THR:CG2	1:C:1063:PHE:CE2	2.89	0.56
1:A:146:GLU:HG2	1:C:111:ARG:NH1	2.19	0.56
1:C:419:VAL:HG22	1:C:424:LEU:O	2.06	0.56
1:E:1151:ILE:CG1	1:E:1167:PRO:HG2	2.36	0.56
1:E:1182:ASP:C	1:E:1183:LEU:HD12	2.26	0.56
1:E:678:ASP:OD2	1:E:680:LYS:HG3	2.05	0.56
1:E:883:SER:OG	1:E:902:ASP:CA	2.53	0.56
1:G:241:ILE:O	1:G:242:LEU:HD12	2.05	0.56
1:I:295:LEU:O	1:I:299:VAL:HG22	2.05	0.56
1:I:513:LYS:CD	1:I:522:LEU:HG	2.36	0.56
1:K:241:ILE:O	1:K:242:LEU:HD12	2.05	0.56
1:A:1008:HIS:CE1	1:A:1010:GLN:HB2	2.40	0.56
1:A:1046:THR:CG2	1:A:1063:PHE:CE2	2.89	0.56
1:A:1182:ASP:C	1:A:1183:LEU:HD12	2.26	0.56
1:A:147:PRO:HG3	1:C:121:GLN:OE1	2.06	0.56
1:A:316:GLU:O	1:A:318:LYS:CG	2.50	0.56
1:A:595:LEU:HD22	1:A:1244:LEU:HD12	1.78	0.56
1:C:1151:ILE:CG1	1:C:1167:PRO:HG2	2.36	0.56
1:C:1216:ASN:HB3	1:C:1242:TYR:OH	2.06	0.56

Continued on next page...

Continued from previous page...

Atom-1	Atom-2	Interatomic distance (Å)	Clash overlap (Å)
1:C:427:ASP:HB3	1:C:434:ARG:O	2.05	0.56
1:C:558:GLN:CB	1:C:559:PRO:CD	2.78	0.56
1:E:1046:THR:CG2	1:E:1063:PHE:CE2	2.89	0.56
1:E:1092:ASP:HB2	1:E:1133:SER:O	2.05	0.56
1:E:1233:VAL:HG12	1:E:1243:ILE:HG23	1.86	0.56
1:E:278:TYR:N	1:E:278:TYR:CD1	2.73	0.56
1:E:393:VAL:HG11	1:E:486:PHE:CE2	2.41	0.56
1:E:520:ALA:HB2	1:E:647:GLY:O	2.05	0.56
1:E:596:GLU:HB2	1:E:1245:GLN:O	2.05	0.56
1:G:1008:HIS:CE1	1:G:1010:GLN:HB2	2.40	0.56
1:G:278:TYR:CD1	1:G:278:TYR:N	2.73	0.56
1:G:678:ASP:OD2	1:G:680:LYS:HG3	2.05	0.56
1:I:525:GLU:O	1:I:528:GLU:HG2	2.05	0.56
1:I:862:TYR:CE1	1:I:885:VAL:HG12	2.21	0.56
1:K:1200:LYS:HD3	1:K:1202:TRP:NE1	2.20	0.56
1:K:879:ARG:HB3	1:K:921:MET:HE2	1.84	0.56
1:M:1008:HIS:CE1	1:M:1010:GLN:HB2	2.40	0.56
1:M:249:TRP:O	1:M:252:LYS:HB2	2.06	0.56
1:M:427:ASP:HB3	1:M:434:ARG:O	2.05	0.56
1:M:564:VAL:CG1	1:M:583:GLN:HG3	2.35	0.56
1:M:636:ASP:C	1:M:637:LYS:CG	2.74	0.56
1:A:393:VAL:HG11	1:A:486:PHE:CE2	2.41	0.56
1:A:603:ILE:HD13	1:A:1240:ILE:HG21	1.87	0.56
1:A:788:LEU:HG	1:A:790:LEU:HG	1.88	0.56
1:A:879:ARG:CB	1:A:921:MET:CE	2.73	0.56
1:C:1240:ILE:HG22	1:C:1242:TYR:CE1	2.41	0.56
1:C:948:LEU:HD12	1:C:957:ASP:HB3	1.86	0.56
1:E:525:GLU:O	1:E:528:GLU:HG2	2.05	0.56
1:G:1187:PRO:HG2	1:G:1229:PHE:HB3	1.87	0.56
1:G:149:TRP:HZ3	1:G:251:LEU:HD22	1.70	0.56
1:G:876:ALA:CB	1:G:914:VAL:O	2.45	0.56
1:G:997:GLN:HG3	1:G:1033:GLN:H	1.69	0.56
1:I:1046:THR:O	1:I:1062:SER:HB2	2.05	0.56
1:I:1092:ASP:HB2	1:I:1133:SER:O	2.05	0.56
1:I:1182:ASP:C	1:I:1183:LEU:HD12	2.26	0.56
1:I:334:PHE:HB3	1:I:337:ARG:HG2	1.86	0.56
1:K:1216:ASN:HB3	1:K:1242:TYR:OH	2.06	0.56
1:K:486:PHE:N	1:K:486:PHE:CD1	2.73	0.56
1:K:544:PHE:CD1	1:K:576:VAL:CG2	2.88	0.56
1:K:944:ARG:NE	1:K:961:GLU:O	2.39	0.56
1:M:883:SER:OG	1:M:902:ASP:CA	2.53	0.56

Continued on next page...

Continued from previous page...

Atom-1	Atom-2	Interatomic distance (Å)	Clash overlap (Å)
1:A:295:LEU:O	1:A:299:VAL:HG22	2.05	0.56
1:A:883:SER:OG	1:A:902:ASP:CA	2.53	0.56
1:C:1125:GLY:O	1:C:1152:ARG:NH1	2.39	0.56
1:E:295:LEU:O	1:E:299:VAL:HG22	2.05	0.56
1:E:334:PHE:HB3	1:E:337:ARG:HG2	1.87	0.56
1:G:143:LEU:HG	1:G:259:GLN:NE2	2.21	0.56
1:G:427:ASP:HB3	1:G:434:ARG:O	2.05	0.56
1:I:1240:ILE:HG22	1:I:1242:TYR:CE1	2.41	0.56
1:I:143:LEU:HG	1:I:259:GLN:NE2	2.21	0.56
1:I:944:ARG:NE	1:I:961:GLU:O	2.39	0.56
1:I:984:ALA:CA	1:I:999:ARG:O	2.47	0.56
1:K:1247:LEU:CD1	1:K:1248:GLU:H	2.13	0.56
1:K:595:LEU:CD1	1:K:1244:LEU:HD13	2.36	0.56
1:K:883:SER:OG	1:K:902:ASP:CA	2.53	0.56
1:M:1046:THR:CG2	1:M:1063:PHE:CE2	2.89	0.56
1:M:1182:ASP:C	1:M:1183:LEU:HD12	2.26	0.56
1:M:1220:LEU:HG	1:M:1236:ASP:CG	2.25	0.56
1:M:1216:ASN:HB3	1:M:1242:TYR:OH	2.06	0.56
1:M:241:ILE:O	1:M:242:LEU:HD12	2.05	0.56
1:A:1217:GLY:O	1:A:1218:THR:CG2	2.54	0.56
1:A:249:TRP:O	1:A:252:LYS:HB2	2.06	0.56
1:A:609:LEU:HB3	1:A:908:LEU:HB3	1.87	0.56
1:C:393:VAL:HG11	1:C:486:PHE:CE2	2.41	0.56
1:C:564:VAL:CG1	1:C:583:GLN:HG2	2.36	0.56
1:E:1213:PHE:CE2	1:E:1215:THR:HA	2.40	0.56
1:G:1182:ASP:HB3	1:G:1223:ILE:HG21	1.88	0.56
1:G:1200:LYS:HG3	1:G:1211:GLN:CA	2.36	0.56
1:G:345:LEU:HD11	1:G:353:ILE:CD1	2.36	0.56
1:G:595:LEU:HG	1:G:1201:TRP:HH2	1.71	0.56
1:G:788:LEU:HG	1:G:790:LEU:HG	1.88	0.56
1:I:1151:ILE:CG1	1:I:1167:PRO:HG2	2.36	0.56
1:I:1182:ASP:HB3	1:I:1223:ILE:HG21	1.88	0.56
1:K:1125:GLY:O	1:K:1152:ARG:NH1	2.39	0.56
1:K:1151:ILE:CG1	1:K:1167:PRO:HG2	2.36	0.56
1:K:1225:VAL:CG1	1:K:1229:PHE:CD1	2.89	0.56
1:K:1240:ILE:HG22	1:K:1242:TYR:CE1	2.41	0.56
1:K:170:ASP:OD1	1:K:171:HIS:N	2.39	0.56
1:K:882:LEU:N	1:K:882:LEU:CD2	2.39	0.56
1:K:970:SER:OG	1:K:973:LEU:O	2.24	0.56
1:M:970:SER:OG	1:M:973:LEU:O	2.24	0.56
1:A:1200:LYS:HG3	1:A:1211:GLN:CA	2.36	0.55

Continued on next page...

Continued from previous page...

Atom-1	Atom-2	Interatomic distance (Å)	Clash overlap (Å)
1:A:241:ILE:O	1:A:242:LEU:HD12	2.05	0.55
1:A:544:PHE:HE1	1:A:576:VAL:CG1	1.88	0.55
1:C:505:PHE:HZ	1:C:540:VAL:CG1	2.17	0.55
1:C:931:GLN:HG3	1:C:931:GLN:O	2.05	0.55
1:E:143:LEU:HG	1:E:259:GLN:NE2	2.21	0.55
1:E:149:TRP:HZ3	1:E:251:LEU:HD22	1.70	0.55
1:E:316:GLU:O	1:E:318:LYS:CG	2.50	0.55
1:E:544:PHE:CD1	1:E:576:VAL:HG11	2.36	0.55
1:G:1151:ILE:CG1	1:G:1167:PRO:HG2	2.36	0.55
1:G:249:TRP:O	1:G:252:LYS:HB2	2.06	0.55
1:G:344:GLN:HA	1:G:347:ASN:HD22	1.71	0.55
1:G:393:VAL:HG11	1:G:486:PHE:CE2	2.41	0.55
1:G:564:VAL:CG1	1:G:583:GLN:HG3	2.35	0.55
1:I:1200:LYS:HG3	1:I:1211:GLN:CA	2.36	0.55
1:I:170:ASP:OD1	1:I:171:HIS:N	2.39	0.55
1:I:334:PHE:CD1	1:I:334:PHE:N	2.73	0.55
1:I:345:LEU:HD11	1:I:353:ILE:CD1	2.36	0.55
1:I:609:LEU:HB3	1:I:908:LEU:HB3	1.87	0.55
1:I:788:LEU:HG	1:I:790:LEU:HG	1.88	0.55
1:K:1213:PHE:HE2	1:K:1215:THR:HA	1.72	0.55
1:K:639:LEU:N	1:K:653:ILE:CG2	2.62	0.55
1:M:1225:VAL:CG1	1:M:1229:PHE:CD1	2.89	0.55
1:M:603:ILE:HD13	1:M:1240:ILE:HG21	1.87	0.55
1:M:944:ARG:NE	1:M:961:GLU:O	2.39	0.55
1:A:1151:ILE:CG1	1:A:1167:PRO:HG2	2.36	0.55
1:A:1125:GLY:O	1:A:1152:ARG:NH1	2.39	0.55
1:A:1213:PHE:CE2	1:A:1215:THR:HA	2.40	0.55
1:A:121:GLN:HA	1:A:169:ARG:HH22	1.71	0.55
1:A:179:PRO:HD3	1:A:237:ARG:NH1	2.15	0.55
1:A:345:LEU:HD11	1:A:353:ILE:CD1	2.36	0.55
1:A:603:ILE:HB	1:A:1240:ILE:HG21	1.87	0.55
1:C:1213:PHE:HE2	1:C:1215:THR:HA	1.72	0.55
1:C:241:ILE:O	1:C:242:LEU:HD12	2.05	0.55
1:C:544:PHE:CD1	1:C:576:VAL:CG2	2.88	0.55
1:C:615:THR:O	1:C:904:GLN:OE1	2.24	0.55
1:C:950:ASN:OD1	1:C:951:GLY:N	2.40	0.55
1:E:1216:ASN:HB3	1:E:1242:TYR:OH	2.06	0.55
1:E:171:HIS:NE2	1:E:175:GLU:CG	2.66	0.55
1:E:249:TRP:O	1:E:252:LYS:HB2	2.06	0.55
1:E:595:LEU:HG	1:E:1201:TRP:HH2	1.71	0.55
1:G:1046:THR:CG2	1:G:1063:PHE:CE2	2.89	0.55

Continued on next page...

Continued from previous page...

Atom-1	Atom-2	Interatomic distance (Å)	Clash overlap (Å)
1:G:151:THR:HB	1:G:279:VAL:HG12	1.87	0.55
1:G:505:PHE:HZ	1:G:540:VAL:CG1	2.17	0.55
1:I:344:GLN:HA	1:I:347:ASN:HD22	1.71	0.55
1:I:457:HIS:CE1	1:I:493:SER:OG	2.60	0.55
1:I:564:VAL:CG1	1:I:583:GLN:HG3	2.35	0.55
1:I:595:LEU:CD1	1:I:1244:LEU:HD13	2.36	0.55
1:K:334:PHE:HB3	1:K:337:ARG:HG2	1.87	0.55
1:K:345:LEU:HD11	1:K:353:ILE:CD1	2.36	0.55
1:K:457:HIS:CE1	1:K:493:SER:OG	2.60	0.55
1:M:1125:GLY:O	1:M:1152:ARG:NH1	2.39	0.55
1:M:1171:GLU:CG	1:M:1172:GLY:N	2.68	0.55
1:M:862:TYR:CE2	1:M:881:HIS:HB2	2.25	0.55
1:M:950:ASN:OD1	1:M:951:GLY:N	2.40	0.55
1:A:149:TRP:HZ3	1:A:251:LEU:HD22	1.70	0.55
1:A:564:VAL:CG1	1:A:583:GLN:HG3	2.35	0.55
1:A:636:ASP:O	1:A:637:LYS:CB	2.55	0.55
1:A:944:ARG:NE	1:A:961:GLU:O	2.39	0.55
1:A:950:ASN:OD1	1:A:951:GLY:N	2.40	0.55
1:A:984:ALA:CA	1:A:999:ARG:O	2.47	0.55
1:C:544:PHE:HE1	1:C:576:VAL:CG1	1.88	0.55
1:C:146:GLU:HG2	1:E:111:ARG:NH1	2.19	0.55
1:E:170:ASP:OD1	1:E:171:HIS:N	2.39	0.55
1:E:241:ILE:O	1:E:242:LEU:HD12	2.05	0.55
1:E:345:LEU:HD11	1:E:353:ILE:CD1	2.37	0.55
1:G:334:PHE:HB3	1:G:337:ARG:HG2	1.86	0.55
1:G:419:VAL:HG11	1:G:426:CYS:HG	1.71	0.55
1:G:513:LYS:CD	1:G:522:LEU:HG	2.36	0.55
1:G:615:THR:O	1:G:904:GLN:OE1	2.23	0.55
1:I:1225:VAL:CG1	1:I:1229:PHE:CD1	2.89	0.55
1:I:249:TRP:O	1:I:252:LYS:HB2	2.06	0.55
1:K:143:LEU:HG	1:K:259:GLN:NE2	2.21	0.55
1:K:249:TRP:O	1:K:252:LYS:HB2	2.06	0.55
1:K:393:VAL:HG11	1:K:486:PHE:CE2	2.41	0.55
1:K:419:VAL:HG22	1:K:424:LEU:O	2.06	0.55
1:K:603:ILE:HB	1:K:1240:ILE:HG21	1.87	0.55
1:K:636:ASP:O	1:K:637:LYS:CB	2.55	0.55
1:K:950:ASN:OD1	1:K:951:GLY:N	2.40	0.55
1:M:1240:ILE:HG22	1:M:1242:TYR:CE1	2.41	0.55
1:M:393:VAL:HG11	1:M:486:PHE:CE2	2.41	0.55
1:M:980:ASP:OD1	1:M:981:GLU:N	2.40	0.55
1:A:1181:THR:HG22	1:A:1182:ASP:HB2	1.86	0.55

Continued on next page...

Continued from previous page...

Atom-1	Atom-2	Interatomic distance (Å)	Clash overlap (Å)
1:A:1233:VAL:CB	1:A:1242:TYR:O	2.54	0.55
1:A:595:LEU:CD1	1:A:1244:LEU:HD13	2.36	0.55
1:A:419:VAL:HG22	1:A:424:LEU:O	2.06	0.55
1:A:427:ASP:HB3	1:A:434:ARG:O	2.05	0.55
1:A:597:TRP:HZ2	1:A:603:ILE:HG12	1.70	0.55
1:A:931:GLN:O	1:A:931:GLN:HG3	2.05	0.55
1:C:1046:THR:O	1:C:1062:SER:HB2	2.05	0.55
1:C:597:TRP:HZ2	1:C:603:ILE:HG12	1.70	0.55
1:C:520:ALA:HB2	1:C:647:GLY:O	2.05	0.55
1:E:1187:PRO:HG2	1:E:1229:PHE:HB3	1.87	0.55
1:E:1225:VAL:CG1	1:E:1229:PHE:CD1	2.89	0.55
1:E:603:ILE:HD13	1:E:1240:ILE:HG21	1.87	0.55
1:E:595:LEU:CD1	1:E:1244:LEU:HD13	2.36	0.55
1:G:1216:ASN:HB3	1:G:1242:TYR:OH	2.06	0.55
1:G:950:ASN:OD1	1:G:951:GLY:N	2.40	0.55
1:I:1200:LYS:HD3	1:I:1202:TRP:NE1	2.20	0.55
1:K:1092:ASP:HB2	1:K:1133:SER:O	2.05	0.55
1:K:1182:ASP:HB3	1:K:1223:ILE:HG21	1.88	0.55
1:K:1200:LYS:HG3	1:K:1211:GLN:CA	2.36	0.55
1:K:1233:VAL:CB	1:K:1242:TYR:O	2.54	0.55
1:K:419:VAL:HG11	1:K:426:CYS:HG	1.69	0.55
1:K:597:TRP:HZ2	1:K:603:ILE:HG12	1.70	0.55
1:K:146:GLU:HG2	1:M:111:ARG:NH1	2.19	0.55
1:M:1201:TRP:HE3	1:M:1210:SER:CB	2.16	0.55
1:M:345:LEU:HD11	1:M:353:ILE:CD1	2.37	0.55
1:M:564:VAL:CG1	1:M:583:GLN:HG2	2.36	0.55
1:A:121:GLN:OE1	1:M:147:PRO:HG3	2.06	0.55
1:A:1240:ILE:HG22	1:A:1242:TYR:CE1	2.41	0.55
1:A:636:ASP:C	1:A:637:LYS:CG	2.74	0.55
1:A:678:ASP:O	1:A:679:LYS:CB	2.55	0.55
1:C:108:SER:O	1:C:111:ARG:HG2	2.07	0.55
1:C:1200:LYS:HG3	1:C:1211:GLN:CA	2.36	0.55
1:C:1225:VAL:CG1	1:C:1229:PHE:CD1	2.89	0.55
1:C:595:LEU:HG	1:C:1201:TRP:HH2	1.71	0.55
1:E:1185:PHE:CD1	1:E:1192:LEU:CG	2.63	0.55
1:E:1182:ASP:HB3	1:E:1223:ILE:HG21	1.88	0.55
1:E:147:PRO:HG3	1:G:121:GLN:OE1	2.06	0.55
1:E:456:LEU:O	1:E:459:LYS:N	2.38	0.55
1:E:636:ASP:C	1:E:637:LYS:CG	2.74	0.55
1:I:1217:GLY:O	1:I:1218:THR:CG2	2.54	0.55
1:I:147:PRO:HG3	1:K:121:GLN:OE1	2.06	0.55

Continued on next page...

Continued from previous page...

Atom-1	Atom-2	Interatomic distance (Å)	Clash overlap (Å)
1:I:333:ASP:CB	1:I:334:PHE:CE1	2.85	0.55
1:K:108:SER:O	1:K:111:ARG:HG2	2.07	0.55
1:K:928:VAL:CG1	1:K:937:VAL:HA	2.28	0.55
1:M:108:SER:O	1:M:111:ARG:HG2	2.07	0.55
1:M:603:ILE:HB	1:M:1240:ILE:HG21	1.87	0.55
1:M:609:LEU:HB3	1:M:908:LEU:HB3	1.87	0.55
1:A:1220:LEU:HA	1:A:1236:ASP:HB3	1.87	0.55
1:A:637:LYS:CA	1:A:660:VAL:HG23	2.36	0.55
1:A:862:TYR:CZ	1:A:881:HIS:N	2.74	0.55
1:E:1094:SER:HA	1:E:1135:PHE:HB2	1.89	0.55
1:E:1233:VAL:CB	1:E:1242:TYR:O	2.54	0.55
1:E:615:THR:O	1:E:904:GLN:OE1	2.23	0.55
1:E:950:ASN:OD1	1:E:951:GLY:N	2.40	0.55
1:I:950:ASN:OD1	1:I:951:GLY:N	2.40	0.55
1:K:1046:THR:CG2	1:K:1063:PHE:CE2	2.89	0.55
1:K:322:LEU:O	1:K:326:LEU:HB2	2.07	0.55
1:K:147:PRO:HG3	1:M:121:GLN:OE1	2.06	0.55
1:M:637:LYS:CA	1:M:660:VAL:HG23	2.36	0.55
1:A:845:TYR:OH	1:A:847:ASP:HB2	2.07	0.55
1:C:1094:SER:HA	1:C:1135:PHE:HB2	1.89	0.55
1:C:603:ILE:HB	1:C:1240:ILE:HG21	1.87	0.55
1:C:143:LEU:HD23	1:C:143:LEU:C	2.27	0.55
1:C:249:TRP:O	1:C:252:LYS:HB2	2.06	0.55
1:C:345:LEU:HD11	1:C:353:ILE:CD1	2.36	0.55
1:C:457:HIS:CE1	1:C:493:SER:HG	2.24	0.55
1:E:603:ILE:HB	1:E:1240:ILE:HG21	1.87	0.55
1:G:999:ARG:CD	1:G:1030:TRP:CD1	2.76	0.55
1:G:1125:GLY:O	1:G:1152:ARG:NH1	2.39	0.55
1:G:603:ILE:HB	1:G:1240:ILE:HG21	1.87	0.55
1:E:431:LYS:HZ2	1:G:336:ASN:HB3	1.64	0.55
1:G:456:LEU:O	1:G:459:LYS:N	2.38	0.55
1:G:486:PHE:N	1:G:486:PHE:CD1	2.73	0.55
1:G:636:ASP:C	1:G:637:LYS:CG	2.74	0.55
1:G:845:TYR:OH	1:G:847:ASP:HB2	2.07	0.55
1:G:147:PRO:HG3	1:I:121:GLN:OE1	2.06	0.55
1:I:322:LEU:O	1:I:326:LEU:HB2	2.07	0.55
1:I:564:VAL:CG1	1:I:583:GLN:HG2	2.36	0.55
1:K:1092:ASP:OD2	1:K:1134:ALA:HA	2.07	0.55
1:K:121:GLN:HA	1:K:169:ARG:HH22	1.71	0.55
1:K:334:PHE:N	1:K:334:PHE:CD1	2.73	0.55
1:M:1094:SER:HA	1:M:1135:PHE:HB2	1.89	0.55

Continued on next page...

Continued from previous page...

Atom-1	Atom-2	Interatomic distance (Å)	Clash overlap (Å)
1:M:1220:LEU:HA	1:M:1236:ASP:HB3	1.88	0.55
1:M:170:ASP:OD1	1:M:171:HIS:N	2.39	0.55
1:M:678:ASP:O	1:M:679:LYS:CB	2.55	0.55
1:M:862:TYR:CZ	1:M:881:HIS:N	2.74	0.55
1:A:146:GLU:CB	1:A:147:PRO:HD2	2.37	0.55
1:A:229:ILE:HG22	1:A:233:ARG:CD	2.28	0.55
1:A:322:LEU:O	1:A:326:LEU:HB2	2.07	0.55
1:A:364:LEU:CD1	1:A:368:MET:HE2	2.37	0.55
1:C:1220:LEU:HA	1:C:1236:ASP:HB3	1.88	0.55
1:C:170:ASP:OD1	1:C:171:HIS:N	2.39	0.55
1:C:344:GLN:HA	1:C:347:ASN:HD22	1.71	0.55
1:C:379:ILE:HD11	1:C:417:GLU:OE1	2.07	0.55
1:C:636:ASP:C	1:C:637:LYS:CG	2.74	0.55
1:C:862:TYR:CZ	1:C:881:HIS:N	2.74	0.55
1:C:944:ARG:NE	1:C:961:GLU:O	2.39	0.55
1:E:1046:THR:O	1:E:1062:SER:HB2	2.05	0.55
1:E:136:ILE:O	1:E:140:LEU:N	2.33	0.55
1:E:845:TYR:OH	1:E:847:ASP:HB2	2.07	0.55
1:E:862:TYR:HA	1:E:885:VAL:CG1	2.37	0.55
1:G:1193:ILE:HG12	1:G:1201:TRP:NE1	2.22	0.55
1:G:143:LEU:C	1:G:143:LEU:HD23	2.27	0.55
1:G:379:ILE:HD11	1:G:417:GLU:OE1	2.07	0.55
1:G:525:GLU:O	1:G:528:GLU:HG2	2.05	0.55
1:I:1046:THR:CG2	1:I:1063:PHE:CE2	2.89	0.55
1:I:149:TRP:HZ3	1:I:251:LEU:HD22	1.70	0.55
1:I:316:GLU:O	1:I:318:LYS:CG	2.50	0.55
1:K:564:VAL:CG1	1:K:583:GLN:HG2	2.36	0.55
1:K:609:LEU:HB3	1:K:908:LEU:HB3	1.87	0.55
1:K:678:ASP:O	1:K:679:LYS:CB	2.55	0.55
1:K:862:TYR:CZ	1:K:881:HIS:N	2.74	0.55
1:M:1213:PHE:HE2	1:M:1215:THR:HA	1.72	0.55
1:M:322:LEU:O	1:M:326:LEU:HB2	2.07	0.55
1:M:595:LEU:CD1	1:M:1244:LEU:HD13	2.36	0.55
1:M:597:TRP:HZ2	1:M:603:ILE:HG12	1.70	0.55
1:A:1017:THR:HG21	1:A:1073:ILE:HG12	1.88	0.55
1:A:1171:GLU:CG	1:A:1172:GLY:N	2.68	0.55
1:A:1199:ILE:HD11	1:A:1232:TYR:CZ	2.42	0.55
1:A:379:ILE:HD11	1:A:417:GLU:OE1	2.07	0.55
1:A:146:GLU:CG	1:C:111:ARG:HH11	2.15	0.55
1:C:1199:ILE:HD11	1:C:1232:TYR:CZ	2.42	0.55
1:C:427:ASP:CB	1:C:434:ARG:O	2.55	0.55

Continued on next page...

Continued from previous page...

Atom-1	Atom-2	Interatomic distance (Å)	Clash overlap (Å)
1:C:457:HIS:CE1	1:C:493:SER:OG	2.60	0.55
1:C:678:ASP:O	1:C:679:LYS:CB	2.55	0.55
1:E:1125:GLY:O	1:E:1152:ARG:NH1	2.39	0.55
1:E:1199:ILE:HD11	1:E:1232:TYR:CZ	2.42	0.55
1:E:344:GLN:HA	1:E:347:ASN:HD22	1.71	0.55
1:E:379:ILE:HD11	1:E:417:GLU:OE1	2.07	0.55
1:E:457:HIS:CE1	1:E:493:SER:OG	2.60	0.55
1:E:970:SER:OG	1:E:973:LEU:O	2.24	0.55
1:G:1136:SER:HB3	1:G:1141:LEU:HB2	1.89	0.55
1:G:595:LEU:CD1	1:G:1244:LEU:HD13	2.36	0.55
1:I:603:ILE:HB	1:I:1240:ILE:HG21	1.87	0.55
1:I:845:TYR:OH	1:I:847:ASP:HB2	2.07	0.55
1:K:1171:GLU:CG	1:K:1172:GLY:N	2.68	0.55
1:K:564:VAL:CG1	1:K:583:GLN:HG3	2.35	0.55
1:K:637:LYS:CA	1:K:660:VAL:HG23	2.36	0.55
1:M:1200:LYS:HG3	1:M:1211:GLN:CA	2.36	0.55
1:M:1247:LEU:CD1	1:M:1248:GLU:H	2.14	0.55
1:M:457:HIS:CE1	1:M:493:SER:OG	2.60	0.55
1:C:1193:ILE:HG12	1:C:1201:TRP:NE1	2.21	0.55
1:C:143:LEU:HG	1:C:259:GLN:NE2	2.21	0.55
1:E:1200:LYS:HG3	1:E:1211:GLN:CA	2.36	0.55
1:E:121:GLN:HA	1:E:169:ARG:HH22	1.71	0.55
1:E:636:ASP:O	1:E:637:LYS:CB	2.55	0.55
1:E:944:ARG:NE	1:E:961:GLU:O	2.39	0.55
1:G:1213:PHE:HE2	1:G:1215:THR:HA	1.72	0.55
1:G:322:LEU:O	1:G:326:LEU:HB2	2.07	0.55
1:G:333:ASP:CB	1:G:334:PHE:CE1	2.85	0.55
1:I:1125:GLY:O	1:I:1152:ARG:NH1	2.39	0.55
1:I:1193:ILE:HG12	1:I:1201:TRP:NE1	2.22	0.55
1:I:379:ILE:HD11	1:I:417:GLU:OE1	2.07	0.55
1:K:1094:SER:HA	1:K:1135:PHE:HB2	1.89	0.55
1:K:980:ASP:OD1	1:K:981:GLU:N	2.40	0.55
1:M:1199:ILE:HD11	1:M:1232:TYR:CZ	2.43	0.55
1:M:344:GLN:HA	1:M:347:ASN:HD22	1.71	0.55
1:A:1094:SER:HA	1:A:1135:PHE:HB2	1.89	0.54
1:A:1193:ILE:HG12	1:A:1201:TRP:NE1	2.22	0.54
1:A:143:LEU:HG	1:A:259:GLN:NE2	2.21	0.54
1:A:170:ASP:OD1	1:A:171:HIS:N	2.39	0.54
1:C:1171:GLU:CG	1:C:1172:GLY:N	2.68	0.54
1:C:1182:ASP:HB3	1:C:1223:ILE:HG21	1.88	0.54
1:C:322:LEU:O	1:C:326:LEU:HB2	2.07	0.54

Continued on next page...

Continued from previous page...

Atom-1	Atom-2	Interatomic distance (Å)	Clash overlap (Å)
1:C:543:ASN:CG	1:C:574:SER:CB	2.76	0.54
1:C:845:TYR:OH	1:C:847:ASP:HB2	2.07	0.54
2:D:103:ASN:O	2:D:104:GLU:C	2.46	0.54
1:E:246:TRP:O	1:E:247:ASP:OD1	2.26	0.54
1:E:862:TYR:CZ	1:E:881:HIS:N	2.74	0.54
1:G:1094:SER:HA	1:G:1135:PHE:HB2	1.89	0.54
1:G:1225:VAL:CG1	1:G:1229:PHE:CD1	2.89	0.54
1:G:1199:ILE:HD11	1:G:1232:TYR:CZ	2.42	0.54
1:G:170:ASP:OD1	1:G:171:HIS:N	2.39	0.54
1:G:171:HIS:NE2	1:G:175:GLU:CG	2.66	0.54
1:G:457:HIS:CE1	1:G:493:SER:OG	2.60	0.54
1:I:108:SER:O	1:I:111:ARG:HG2	2.07	0.54
1:I:486:PHE:CD1	1:I:486:PHE:N	2.73	0.54
1:I:543:ASN:CG	1:I:574:SER:CB	2.76	0.54
1:I:636:ASP:O	1:I:637:LYS:CB	2.55	0.54
1:I:823:LEU:HB3	1:I:833:GLY:HA3	1.90	0.54
1:K:1199:ILE:HD11	1:K:1232:TYR:CZ	2.42	0.54
1:K:246:TRP:O	1:K:247:ASP:OD1	2.26	0.54
1:K:427:ASP:CB	1:K:434:ARG:O	2.55	0.54
1:M:1151:ILE:CG1	1:M:1167:PRO:HG2	2.36	0.54
1:M:1182:ASP:HB3	1:M:1223:ILE:HG21	1.88	0.54
1:M:146:GLU:CB	1:M:147:PRO:HD2	2.37	0.54
1:M:419:VAL:HG22	1:M:424:LEU:O	2.06	0.54
1:M:427:ASP:CB	1:M:434:ARG:O	2.55	0.54
1:M:544:PHE:CD1	1:M:576:VAL:HG11	2.36	0.54
1:M:636:ASP:O	1:M:637:LYS:CB	2.55	0.54
1:M:845:TYR:OH	1:M:847:ASP:HB2	2.07	0.54
1:A:1176:HIS:CB	1:A:1218:THR:HB	2.36	0.54
1:A:597:TRP:HE1	1:A:1242:TYR:HA	1.73	0.54
1:C:363:ALA:O	1:C:366:GLU:CB	2.55	0.54
1:C:595:LEU:CD1	1:C:1244:LEU:HD13	2.36	0.54
1:E:1136:SER:HB3	1:E:1141:LEU:HB2	1.89	0.54
1:E:1193:ILE:HG12	1:E:1201:TRP:NE1	2.21	0.54
1:G:246:TRP:O	1:G:247:ASP:OD1	2.26	0.54
1:G:636:ASP:O	1:G:637:LYS:CB	2.55	0.54
1:G:844:GLN:OE1	1:G:884:TRP:NE1	2.41	0.54
1:I:1136:SER:HB3	1:I:1141:LEU:HB2	1.89	0.54
1:I:143:LEU:C	1:I:143:LEU:HD23	2.27	0.54
1:K:1046:THR:CG2	1:K:1063:PHE:CD2	2.91	0.54
1:K:823:LEU:HB3	1:K:833:GLY:HA3	1.90	0.54
1:M:246:TRP:O	1:M:247:ASP:OD1	2.26	0.54

Continued on next page...

Continued from previous page...

Atom-1	Atom-2	Interatomic distance (Å)	Clash overlap (Å)
1:M:543:ASN:CG	1:M:574:SER:CB	2.76	0.54
1:A:1201:TRP:CE3	1:A:1210:SER:CB	2.87	0.54
1:A:1182:ASP:HB3	1:A:1223:ILE:HG21	1.88	0.54
1:A:363:ALA:O	1:A:366:GLU:CB	2.55	0.54
1:C:456:LEU:O	1:C:459:LYS:N	2.38	0.54
1:C:147:PRO:HG3	1:E:121:GLN:OE1	2.06	0.54
1:E:1220:LEU:HA	1:E:1236:ASP:HB3	1.88	0.54
1:G:1017:THR:HG21	1:G:1073:ILE:HG12	1.88	0.54
1:G:1046:THR:O	1:G:1062:SER:HB2	2.05	0.54
1:G:1217:GLY:O	1:G:1218:THR:CG2	2.54	0.54
1:G:1220:LEU:HA	1:G:1236:ASP:HB3	1.88	0.54
1:G:231:MET:SD	1:G:258:CYS:SG	2.97	0.54
1:G:597:TRP:HE1	1:G:1242:TYR:HA	1.73	0.54
1:I:1017:THR:HG21	1:I:1073:ILE:HG12	1.88	0.54
1:I:1094:SER:HA	1:I:1135:PHE:HB2	1.89	0.54
1:I:121:GLN:HA	1:I:169:ARG:HH22	1.71	0.54
1:I:1199:ILE:HD11	1:I:1232:TYR:CZ	2.42	0.54
1:I:678:ASP:O	1:I:679:LYS:CB	2.55	0.54
1:K:1220:LEU:HA	1:K:1236:ASP:HB3	1.88	0.54
1:K:543:ASN:CG	1:K:574:SER:CB	2.76	0.54
1:K:862:TYR:HA	1:K:885:VAL:CG1	2.37	0.54
1:M:1017:THR:HG21	1:M:1073:ILE:HG12	1.88	0.54
1:M:121:GLN:HA	1:M:169:ARG:HH22	1.71	0.54
1:M:143:LEU:HG	1:M:259:GLN:NE2	2.21	0.54
1:M:496:MET:HA	1:M:496:MET:HE3	1.90	0.54
1:M:862:TYR:HA	1:M:885:VAL:CG1	2.37	0.54
1:A:1092:ASP:OD2	1:A:1134:ALA:HA	2.07	0.54
1:A:1225:VAL:CG1	1:A:1229:PHE:CD1	2.89	0.54
1:A:143:LEU:C	1:A:143:LEU:HD23	2.27	0.54
1:A:427:ASP:CB	1:A:434:ARG:O	2.55	0.54
1:A:457:HIS:CE1	1:A:493:SER:OG	2.60	0.54
5:B:201:HEM:CBC	5:B:201:HEM:HMC1	2.28	0.54
1:C:1146:ASP:HB2	1:C:1150:GLU:HB3	1.90	0.54
1:C:144:LYS:HG2	1:C:145:GLY:N	2.23	0.54
1:C:637:LYS:CA	1:C:660:VAL:HG23	2.36	0.54
1:E:452:GLN:HB3	1:E:456:LEU:HD11	1.89	0.54
1:E:543:ASN:CG	1:E:574:SER:CB	2.76	0.54
2:F:103:ASN:O	2:F:104:GLU:C	2.46	0.54
1:G:108:SER:O	1:G:111:ARG:HG2	2.07	0.54
1:G:1092:ASP:OD2	1:G:1134:ALA:HA	2.07	0.54
1:G:1233:VAL:HG11	1:G:1243:ILE:CG1	2.28	0.54

Continued on next page...

Continued from previous page...

Atom-1	Atom-2	Interatomic distance (Å)	Clash overlap (Å)
1:G:317:CYS:SG	1:G:324:VAL:CG2	2.96	0.54
1:G:862:TYR:CZ	1:G:881:HIS:N	2.74	0.54
1:I:1067:VAL:N	1:I:1081:PHE:O	2.40	0.54
1:I:1220:LEU:HA	1:I:1236:ASP:HB3	1.88	0.54
1:I:246:TRP:O	1:I:247:ASP:OD1	2.26	0.54
1:I:862:TYR:CZ	1:I:881:HIS:N	2.74	0.54
1:K:1136:SER:HB3	1:K:1141:LEU:HB2	1.89	0.54
1:K:1217:GLY:C	1:K:1218:THR:CG2	2.76	0.54
1:K:862:TYR:CE1	1:K:881:HIS:HB3	2.38	0.54
1:M:1046:THR:CG2	1:M:1063:PHE:CD2	2.91	0.54
1:M:1151:ILE:H	1:M:1167:PRO:CD	2.19	0.54
1:A:844:GLN:OE1	1:A:884:TRP:NE1	2.41	0.54
1:C:364:LEU:CD1	1:C:368:MET:HE2	2.37	0.54
1:E:1201:TRP:HE3	1:E:1210:SER:CB	2.16	0.54
1:E:231:MET:SD	1:E:258:CYS:SG	2.97	0.54
1:E:485:ASN:HD22	1:E:485:ASN:N	2.06	0.54
1:E:513:LYS:CD	1:E:522:LEU:HG	2.36	0.54
1:E:597:TRP:HZ2	1:E:603:ILE:HG12	1.70	0.54
1:E:844:GLN:OE1	1:E:884:TRP:NE1	2.41	0.54
1:G:557:ARG:NH2	1:G:1174:ALA:HB2	2.23	0.54
1:G:457:HIS:CE1	1:G:493:SER:HG	2.24	0.54
1:G:564:VAL:CG1	1:G:583:GLN:HG2	2.36	0.54
1:G:823:LEU:HB3	1:G:833:GLY:HA3	1.90	0.54
1:I:1247:LEU:CD1	1:I:1248:GLU:H	2.13	0.54
1:I:146:GLU:CB	1:I:147:PRO:HD2	2.37	0.54
1:I:485:ASN:HD22	1:I:485:ASN:N	2.06	0.54
1:I:520:ALA:CB	1:I:647:GLY:O	2.56	0.54
1:I:551:ASN:O	1:I:555:LEU:HB3	2.08	0.54
1:K:344:GLN:HA	1:K:347:ASN:HD22	1.71	0.54
1:K:639:LEU:HD23	1:K:653:ILE:HD13	1.90	0.54
1:K:845:TYR:OH	1:K:847:ASP:HB2	2.07	0.54
1:K:844:GLN:OE1	1:K:884:TRP:NE1	2.41	0.54
2:L:103:ASN:O	2:L:104:GLU:C	2.46	0.54
1:M:363:ALA:O	1:M:366:GLU:CB	2.55	0.54
1:M:485:ASN:N	1:M:485:ASN:HD22	2.06	0.54
1:M:570:GLU:OE2	1:M:570:GLU:HA	2.08	0.54
1:M:823:LEU:HB3	1:M:833:GLY:HA3	1.90	0.54
1:M:862:TYR:CE1	1:M:881:HIS:HB3	2.38	0.54
1:A:1146:ASP:HB2	1:A:1150:GLU:HB3	1.90	0.54
1:C:246:TRP:O	1:C:247:ASP:OD1	2.26	0.54
1:C:496:MET:HA	1:C:496:MET:HE3	1.90	0.54

Continued on next page...

Continued from previous page...

Atom-1	Atom-2	Interatomic distance (Å)	Clash overlap (Å)
1:C:636:ASP:O	1:C:637:LYS:CB	2.55	0.54
1:C:844:GLN:OE1	1:C:884:TRP:NE1	2.41	0.54
1:E:1151:ILE:H	1:E:1167:PRO:CD	2.19	0.54
1:E:144:LYS:HG2	1:E:145:GLY:N	2.23	0.54
1:E:769:LEU:HD13	1:E:826:ILE:HD12	1.89	0.54
1:G:106:ILE:HG22	1:G:107:THR:O	2.08	0.54
1:G:551:ASN:O	1:G:555:LEU:HB3	2.08	0.54
1:I:1046:THR:CG2	1:I:1063:PHE:CD2	2.91	0.54
1:I:1233:VAL:CB	1:I:1242:TYR:O	2.54	0.54
1:I:393:VAL:HG11	1:I:486:PHE:CE2	2.41	0.54
1:I:637:LYS:CA	1:I:660:VAL:HG23	2.36	0.54
1:I:862:TYR:HA	1:I:885:VAL:CG1	2.37	0.54
1:K:317:CYS:SG	1:K:324:VAL:CG2	2.96	0.54
1:K:363:ALA:O	1:K:366:GLU:CB	2.55	0.54
1:K:570:GLU:OE2	1:K:570:GLU:HA	2.08	0.54
1:K:520:ALA:CB	1:K:647:GLY:O	2.56	0.54
1:M:457:HIS:CE1	1:M:493:SER:HG	2.25	0.54
1:M:928:VAL:CG1	1:M:937:VAL:HA	2.28	0.54
1:A:1213:PHE:HE2	1:A:1215:THR:HA	1.72	0.54
1:A:1220:LEU:CD2	1:A:1234:THR:HG21	2.38	0.54
1:A:246:TRP:O	1:A:247:ASP:OD1	2.26	0.54
1:A:344:GLN:HA	1:A:347:ASN:HD22	1.71	0.54
1:A:557:ARG:NH2	1:A:1174:ALA:HB2	2.23	0.54
1:C:1136:SER:HB3	1:C:1141:LEU:HB2	1.89	0.54
1:C:557:ARG:NH2	1:C:1174:ALA:HB2	2.23	0.54
1:C:143:LEU:CD2	1:C:143:LEU:H	2.21	0.54
1:C:513:LYS:CD	1:C:522:LEU:HG	2.36	0.54
1:C:769:LEU:HD13	1:C:826:ILE:HD12	1.89	0.54
1:E:1067:VAL:N	1:E:1081:PHE:O	2.40	0.54
1:E:1146:ASP:HB2	1:E:1150:GLU:HB3	1.90	0.54
1:E:597:TRP:HE1	1:E:1242:TYR:HA	1.73	0.54
1:E:427:ASP:CB	1:E:434:ARG:O	2.55	0.54
1:E:557:ARG:NH2	1:E:1174:ALA:HB2	2.23	0.54
1:E:678:ASP:O	1:E:679:LYS:CB	2.55	0.54
1:E:882:LEU:N	1:E:882:LEU:CD2	2.39	0.54
1:G:1200:LYS:HD3	1:G:1202:TRP:NE1	2.20	0.54
1:G:121:GLN:HA	1:G:169:ARG:HH22	1.71	0.54
1:G:452:GLN:HB3	1:G:456:LEU:HD11	1.89	0.54
1:G:543:ASN:CG	1:G:574:SER:CB	2.76	0.54
1:I:363:ALA:O	1:I:366:GLU:CB	2.55	0.54
1:I:456:LEU:O	1:I:459:LYS:N	2.38	0.54

Continued on next page...

Continued from previous page...

Atom-1	Atom-2	Interatomic distance (Å)	Clash overlap (Å)
1:I:862:TYR:CE2	1:I:881:HIS:HB2	2.25	0.54
1:K:557:ARG:NH2	1:K:1174:ALA:HB2	2.23	0.54
1:K:984:ALA:CA	1:K:999:ARG:O	2.47	0.54
1:M:1136:SER:HB3	1:M:1141:LEU:HB2	1.89	0.54
1:M:143:LEU:H	1:M:143:LEU:CD2	2.21	0.54
1:M:379:ILE:HD11	1:M:417:GLU:OE1	2.07	0.54
2:N:103:ASN:O	2:N:104:GLU:C	2.46	0.54
1:A:570:GLU:HA	1:A:570:GLU:OE2	2.08	0.54
1:A:543:ASN:CG	1:A:574:SER:CB	2.76	0.54
1:A:862:TYR:HA	1:A:885:VAL:CG1	2.37	0.54
1:C:1046:THR:CG2	1:C:1063:PHE:CD2	2.91	0.54
1:C:1220:LEU:CD2	1:C:1234:THR:HG21	2.38	0.54
1:C:452:GLN:HB3	1:C:456:LEU:HD11	1.89	0.54
1:C:980:ASP:OD1	1:C:981:GLU:N	2.40	0.54
1:E:1017:THR:HG21	1:E:1073:ILE:HG12	1.88	0.54
1:E:1213:PHE:HE2	1:E:1215:THR:HA	1.72	0.54
1:E:322:LEU:O	1:E:326:LEU:HB2	2.07	0.54
1:E:363:ALA:O	1:E:366:GLU:CB	2.55	0.54
1:E:526:PHE:O	1:E:529:TYR:HB3	2.08	0.54
1:E:544:PHE:HE1	1:E:576:VAL:CG1	1.88	0.54
1:G:1046:THR:CG2	1:G:1063:PHE:CD2	2.91	0.54
1:G:862:TYR:HA	1:G:885:VAL:CG1	2.37	0.54
1:I:106:ILE:HG22	1:I:107:THR:O	2.08	0.54
1:I:374:MET:HA	1:I:374:MET:HE3	1.90	0.54
1:K:1220:LEU:CD2	1:K:1234:THR:HG21	2.38	0.54
1:K:144:LYS:HG2	1:K:145:GLY:N	2.23	0.54
1:M:143:LEU:C	1:M:143:LEU:HD23	2.27	0.54
1:A:1069:VAL:HB	1:A:1079:LYS:HB2	1.89	0.54
1:A:108:SER:O	1:A:111:ARG:HG2	2.07	0.54
1:A:1136:SER:HB3	1:A:1141:LEU:HB2	1.89	0.54
1:A:400:LEU:O	1:A:404:TRP:HE3	1.91	0.54
1:A:567:GLY:O	1:A:569:CYS:N	2.41	0.54
2:B:103:ASN:O	2:B:104:GLU:C	2.46	0.54
1:C:1017:THR:HG21	1:C:1073:ILE:HG12	1.88	0.54
1:C:1201:TRP:HE3	1:C:1210:SER:CB	2.16	0.54
1:C:595:LEU:HD22	1:C:1244:LEU:HD12	1.78	0.54
1:C:862:TYR:HA	1:C:885:VAL:CG1	2.37	0.54
1:E:1069:VAL:HB	1:E:1079:LYS:HB2	1.89	0.54
1:E:143:LEU:HD23	1:E:143:LEU:C	2.27	0.54
2:F:103:ASN:C	2:F:104:GLU:O	2.46	0.54
2:F:18:HIS:CE1	5:F:201:HEM:ND	2.76	0.54

Continued on next page...

Continued from previous page...

Atom-1	Atom-2	Interatomic distance (Å)	Clash overlap (Å)
1:G:363:ALA:O	1:G:366:GLU:CB	2.55	0.54
1:I:1092:ASP:OD2	1:I:1134:ALA:HA	2.07	0.54
1:I:597:TRP:HA	1:I:1243:ILE:O	2.08	0.54
1:I:597:TRP:HE1	1:I:1242:TYR:HA	1.73	0.54
1:I:636:ASP:C	1:I:637:LYS:CG	2.74	0.54
1:I:639:LEU:HD23	1:I:653:ILE:HD13	1.90	0.54
1:K:1017:THR:HG21	1:K:1073:ILE:HG12	1.88	0.54
1:K:1193:ILE:HG12	1:K:1201:TRP:NE1	2.22	0.54
1:K:714:LEU:HB3	1:K:730:LEU:HB2	1.90	0.54
1:K:757:LEU:HB3	1:K:769:LEU:HD11	1.90	0.54
1:M:1092:ASP:OD2	1:M:1134:ALA:HA	2.07	0.54
1:M:1193:ILE:HG12	1:M:1201:TRP:NE1	2.22	0.54
1:M:1212:THR:CG2	1:M:1213:PHE:H	2.12	0.54
1:M:520:ALA:CB	1:M:647:GLY:O	2.56	0.54
1:M:557:ARG:NH2	1:M:1174:ALA:HB2	2.23	0.54
2:B:18:HIS:CE1	5:B:201:HEM:ND	2.76	0.54
1:C:316:GLU:O	1:C:318:LYS:CG	2.50	0.54
1:C:520:ALA:CB	1:C:647:GLY:O	2.56	0.54
1:C:570:GLU:OE2	1:C:570:GLU:HA	2.08	0.54
1:E:1213:PHE:HE2	1:E:1215:THR:HG22	1.69	0.54
1:E:143:LEU:H	1:E:143:LEU:CD2	2.21	0.54
1:E:333:ASP:CB	1:E:334:PHE:CE1	2.85	0.54
1:E:862:TYR:CE2	1:E:881:HIS:HB2	2.25	0.54
1:G:1069:VAL:HB	1:G:1079:LYS:HB2	1.89	0.54
1:G:1233:VAL:CB	1:G:1242:TYR:O	2.54	0.54
1:G:146:GLU:CB	1:G:147:PRO:HD2	2.37	0.54
1:G:179:PRO:HD3	1:G:237:ARG:NH1	2.15	0.54
1:I:143:LEU:CD2	1:I:143:LEU:H	2.21	0.54
1:I:144:LYS:HG2	1:I:145:GLY:N	2.23	0.54
1:I:427:ASP:CB	1:I:434:ARG:O	2.55	0.54
1:I:452:GLN:HB3	1:I:456:LEU:HD11	1.90	0.54
1:I:557:ARG:NH2	1:I:1174:ALA:HB2	2.23	0.54
1:I:570:GLU:OE2	1:I:570:GLU:HA	2.08	0.54
1:I:714:LEU:HB3	1:I:730:LEU:HB2	1.90	0.54
1:I:757:LEU:HB3	1:I:769:LEU:HD11	1.90	0.54
1:K:143:LEU:HD23	1:K:143:LEU:C	2.27	0.54
1:K:146:GLU:CB	1:K:147:PRO:HD2	2.37	0.54
1:K:597:TRP:CH2	1:K:603:ILE:HG12	2.43	0.54
1:M:1067:VAL:N	1:M:1081:PHE:O	2.40	0.54
1:M:1217:GLY:O	1:M:1218:THR:CG2	2.54	0.54
1:M:1239:GLY:O	1:M:1240:ILE:HB	2.08	0.54

Continued on next page...

Continued from previous page...

Atom-1	Atom-2	Interatomic distance (Å)	Clash overlap (Å)
1:M:400:LEU:O	1:M:404:TRP:HE3	1.91	0.54
1:M:714:LEU:HB3	1:M:730:LEU:HB2	1.90	0.54
1:A:143:LEU:H	1:A:143:LEU:CD2	2.21	0.53
1:C:106:ILE:HG22	1:C:107:THR:O	2.08	0.53
1:C:374:MET:CA	1:C:374:MET:CE	2.85	0.53
1:C:485:ASN:HD22	1:C:485:ASN:N	2.06	0.53
1:E:1046:THR:CG2	1:E:1063:PHE:CD2	2.91	0.53
1:E:554:LEU:CD1	1:E:1214:TYR:CE1	2.91	0.53
1:E:597:TRP:HA	1:E:1243:ILE:O	2.08	0.53
1:E:229:ILE:HG22	1:E:233:ARG:CD	2.28	0.53
1:G:1217:GLY:C	1:G:1218:THR:CG2	2.76	0.53
1:G:520:ALA:CB	1:G:647:GLY:O	2.56	0.53
2:H:103:ASN:C	2:H:104:GLU:O	2.46	0.53
1:I:902:ASP:HB3	2:J:72:LYS:NZ	2.24	0.53
1:K:452:GLN:HB3	1:K:456:LEU:HD11	1.90	0.53
1:K:551:ASN:O	1:K:555:LEU:HB3	2.08	0.53
1:K:769:LEU:HD13	1:K:826:ILE:HD12	1.89	0.53
1:M:1069:VAL:HB	1:M:1079:LYS:HB2	1.90	0.53
1:M:844:GLN:OE1	1:M:884:TRP:NE1	2.41	0.53
1:A:1046:THR:CG2	1:A:1063:PHE:CD2	2.91	0.53
1:A:144:LYS:HG2	1:A:145:GLY:N	2.23	0.53
1:A:298:PHE:CZ	1:A:325:SER:HA	2.42	0.53
1:A:452:GLN:HB3	1:A:456:LEU:HD11	1.89	0.53
1:A:714:LEU:HB3	1:A:730:LEU:HB2	1.90	0.53
1:A:778:ARG:HG2	1:A:779:LYS:HG3	1.91	0.53
1:C:121:GLN:HA	1:C:169:ARG:HH22	1.71	0.53
1:C:862:TYR:CE1	1:C:885:VAL:HG12	2.21	0.53
1:E:1247:LEU:CD1	1:E:1248:GLU:H	2.13	0.53
1:E:486:PHE:N	1:E:486:PHE:CD1	2.73	0.53
1:E:778:ARG:HG2	1:E:779:LYS:HG3	1.91	0.53
1:G:144:LYS:HG2	1:G:145:GLY:N	2.23	0.53
1:G:862:TYR:CE1	1:G:885:VAL:HG12	2.21	0.53
1:G:902:ASP:HB3	2:H:72:LYS:NZ	2.24	0.53
1:I:844:GLN:OE1	1:I:884:TRP:NE1	2.41	0.53
1:K:1069:VAL:HB	1:K:1079:LYS:HB2	1.90	0.53
1:K:106:ILE:HG22	1:K:107:THR:O	2.08	0.53
1:K:1239:GLY:O	1:K:1240:ILE:HB	2.08	0.53
1:K:554:LEU:CD1	1:K:1214:TYR:CE1	2.91	0.53
1:A:1239:GLY:O	1:A:1240:ILE:HB	2.08	0.53
1:A:485:ASN:N	1:A:485:ASN:HD22	2.06	0.53
1:A:526:PHE:O	1:A:529:TYR:HB3	2.08	0.53

Continued on next page...

Continued from previous page...

Atom-1	Atom-2	Interatomic distance (Å)	Clash overlap (Å)
1:C:1201:TRP:CE3	1:C:1210:SER:CB	2.87	0.53
1:C:149:TRP:HZ3	1:C:251:LEU:HD22	1.70	0.53
1:C:400:LEU:O	1:C:404:TRP:HE3	1.91	0.53
1:C:554:LEU:CD1	1:C:1214:TYR:CE1	2.91	0.53
1:E:1201:TRP:CE3	1:E:1210:SER:CB	2.87	0.53
1:E:520:ALA:CB	1:E:647:GLY:O	2.56	0.53
1:E:551:ASN:O	1:E:555:LEU:HB3	2.08	0.53
1:E:570:GLU:OE2	1:E:570:GLU:HA	2.08	0.53
1:G:1146:ASP:HB2	1:G:1150:GLU:HB3	1.90	0.53
1:G:427:ASP:CB	1:G:434:ARG:O	2.55	0.53
1:G:554:LEU:CD1	1:G:1214:TYR:CE1	2.91	0.53
1:G:678:ASP:O	1:G:679:LYS:CB	2.55	0.53
1:I:1213:PHE:HE2	1:I:1215:THR:HA	1.71	0.53
1:I:554:LEU:CD1	1:I:1214:TYR:CE1	2.91	0.53
1:K:485:ASN:N	1:K:485:ASN:HD22	2.06	0.53
1:K:597:TRP:HE1	1:K:1242:TYR:HA	1.73	0.53
1:K:747:ASN:ND2	1:K:801:VAL:O	2.38	0.53
1:M:1213:PHE:HE2	1:M:1215:THR:HG22	1.69	0.53
1:M:1220:LEU:CD2	1:M:1234:THR:HG21	2.38	0.53
1:M:452:GLN:HB3	1:M:456:LEU:HD11	1.89	0.53
1:M:639:LEU:HD23	1:M:653:ILE:HD13	1.90	0.53
1:M:778:ARG:HG2	1:M:779:LYS:HG3	1.91	0.53
1:A:1217:GLY:C	1:A:1218:THR:CG2	2.76	0.53
1:A:823:LEU:HB3	1:A:833:GLY:HA3	1.90	0.53
1:C:1092:ASP:OD2	1:C:1134:ALA:HA	2.07	0.53
1:C:544:PHE:CD1	1:C:576:VAL:HG11	2.36	0.53
1:C:902:ASP:HB3	2:D:72:LYS:NZ	2.24	0.53
2:D:103:ASN:C	2:D:104:GLU:O	2.46	0.53
1:E:1092:ASP:OD2	1:E:1134:ALA:HA	2.07	0.53
1:E:1233:VAL:HA	1:E:1242:TYR:O	2.09	0.53
1:E:823:LEU:HB3	1:E:833:GLY:HA3	1.90	0.53
1:G:637:LYS:CA	1:G:660:VAL:HG23	2.36	0.53
1:G:769:LEU:HD13	1:G:826:ILE:HD12	1.89	0.53
1:I:1069:VAL:HB	1:I:1079:LYS:HB2	1.89	0.53
1:I:400:LEU:O	1:I:404:TRP:HE3	1.91	0.53
1:I:639:LEU:N	1:I:653:ILE:CG2	2.63	0.53
1:I:769:LEU:HD13	1:I:826:ILE:HD12	1.89	0.53
1:I:879:ARG:CB	1:I:921:MET:CE	2.73	0.53
1:K:379:ILE:HD11	1:K:417:GLU:OE1	2.07	0.53
1:K:526:PHE:O	1:K:529:TYR:HB3	2.08	0.53
1:M:1029:VAL:HG11	1:M:1073:ILE:HA	1.90	0.53

Continued on next page...

Continued from previous page...

Atom-1	Atom-2	Interatomic distance (Å)	Clash overlap (Å)
1:M:597:TRP:HA	1:M:1243:ILE:O	2.08	0.53
1:A:1201:TRP:HE3	1:A:1210:SER:CB	2.15	0.53
1:A:1247:LEU:CD1	1:A:1248:GLU:H	2.13	0.53
1:A:317:CYS:SG	1:A:324:VAL:CG2	2.96	0.53
1:A:703:ASN:ND2	1:A:746:VAL:O	2.42	0.53
1:A:884:TRP:CH2	2:B:81:ILE:HD11	2.44	0.53
1:C:1233:VAL:HA	1:C:1242:TYR:O	2.09	0.53
1:C:597:TRP:HE1	1:C:1242:TYR:HA	1.73	0.53
1:C:757:LEU:HB3	1:C:769:LEU:HD11	1.90	0.53
1:E:390:GLN:OE1	1:E:489:TYR:HE2	1.92	0.53
1:E:457:HIS:CE1	1:E:493:SER:HG	2.27	0.53
1:E:639:LEU:HD23	1:E:653:ILE:HD13	1.90	0.53
1:G:1201:TRP:CE3	1:G:1210:SER:CB	2.87	0.53
1:G:703:ASN:ND2	1:G:746:VAL:O	2.42	0.53
1:G:714:LEU:HB3	1:G:730:LEU:HB2	1.90	0.53
1:I:1220:LEU:CD2	1:I:1234:THR:HG21	2.38	0.53
1:I:317:CYS:SG	1:I:324:VAL:CG2	2.96	0.53
1:I:526:PHE:O	1:I:529:TYR:HB3	2.08	0.53
1:I:928:VAL:CG2	1:I:1224:HIS:CG	2.92	0.53
1:K:400:LEU:O	1:K:404:TRP:HE3	1.91	0.53
1:K:544:PHE:HD1	1:K:576:VAL:CG1	2.17	0.53
1:K:928:VAL:CG2	1:K:1224:HIS:CG	2.92	0.53
1:K:986:GLU:HA	1:K:997:GLN:O	2.09	0.53
1:M:551:ASN:O	1:M:555:LEU:HB3	2.08	0.53
1:M:769:LEU:HD13	1:M:826:ILE:HD12	1.89	0.53
1:A:106:ILE:HG22	1:A:107:THR:O	2.08	0.53
1:A:1226:SER:OG	1:A:1227:PRO:HD2	2.09	0.53
1:A:520:ALA:CB	1:A:647:GLY:O	2.56	0.53
1:A:769:LEU:HD13	1:A:826:ILE:HD12	1.89	0.53
1:C:1069:VAL:HB	1:C:1079:LYS:HB2	1.89	0.53
1:C:229:ILE:HG22	1:C:233:ARG:CD	2.28	0.53
1:C:390:GLN:OE1	1:C:489:TYR:HE2	1.92	0.53
1:C:597:TRP:HA	1:C:1243:ILE:O	2.08	0.53
1:C:714:LEU:HB3	1:C:730:LEU:HB2	1.90	0.53
1:C:903:ASP:CG	1:C:1175:THR:HB	2.29	0.53
1:C:986:GLU:HA	1:C:997:GLN:O	2.09	0.53
1:E:146:GLU:CB	1:E:147:PRO:HD2	2.37	0.53
1:G:1233:VAL:HA	1:G:1242:TYR:O	2.09	0.53
1:G:778:ARG:HG2	1:G:779:LYS:HG3	1.91	0.53
1:G:903:ASP:CG	1:G:1175:THR:HB	2.29	0.53
1:I:980:ASP:OD1	1:I:981:GLU:N	2.40	0.53

Continued on next page...

Continued from previous page...

Atom-1	Atom-2	Interatomic distance (Å)	Clash overlap (Å)
1:K:1018:LEU:HB3	1:K:1030:TRP:O	2.08	0.53
1:K:1029:VAL:HG11	1:K:1073:ILE:HA	1.90	0.53
1:K:456:LEU:O	1:K:459:LYS:N	2.38	0.53
1:K:636:ASP:C	1:K:637:LYS:CG	2.74	0.53
1:M:554:LEU:CD1	1:M:1214:TYR:CE1	2.91	0.53
1:M:757:LEU:HB3	1:M:769:LEU:HD11	1.90	0.53
2:N:103:ASN:C	2:N:104:GLU:O	2.46	0.53
1:M:884:TRP:CH2	2:N:81:ILE:HD11	2.44	0.53
1:A:597:TRP:HA	1:A:1243:ILE:O	2.08	0.53
1:C:778:ARG:HG2	1:C:779:LYS:HG3	1.91	0.53
1:C:884:TRP:CH2	2:D:81:ILE:HD11	2.44	0.53
1:E:106:ILE:HG22	1:E:107:THR:O	2.08	0.53
1:E:296:SER:O	1:E:300:ASN:N	2.42	0.53
1:E:317:CYS:SG	1:E:324:VAL:CG2	2.96	0.53
1:G:1220:LEU:CD2	1:G:1234:THR:HG21	2.38	0.53
1:G:757:LEU:HB3	1:G:769:LEU:HD11	1.90	0.53
1:I:1018:LEU:HB3	1:I:1030:TRP:O	2.08	0.53
1:I:390:GLN:OE1	1:I:489:TYR:HE2	1.92	0.53
2:J:103:ASN:O	2:J:104:GLU:C	2.46	0.53
1:K:374:MET:HE3	1:K:374:MET:HA	1.90	0.53
1:K:853:HIS:O	1:K:869:THR:N	2.38	0.53
1:M:1176:HIS:CB	1:M:1218:THR:HB	2.36	0.53
1:M:597:TRP:HE1	1:M:1242:TYR:HA	1.73	0.53
1:M:595:LEU:CD2	1:M:1244:LEU:CD1	2.48	0.53
1:M:317:CYS:SG	1:M:324:VAL:CG2	2.96	0.53
1:M:390:GLN:OE1	1:M:489:TYR:HE2	1.92	0.53
1:M:526:PHE:O	1:M:529:TYR:HB3	2.08	0.53
2:N:18:HIS:CE1	5:N:201:HEM:ND	2.76	0.53
1:A:903:ASP:CG	1:A:1175:THR:HB	2.29	0.53
1:A:457:HIS:CE1	1:A:493:SER:HG	2.27	0.53
1:A:513:LYS:CD	1:A:522:LEU:HG	2.36	0.53
1:A:554:LEU:CD1	1:A:1214:TYR:CE1	2.91	0.53
1:C:296:SER:O	1:C:300:ASN:N	2.42	0.53
1:C:526:PHE:O	1:C:529:TYR:HB3	2.08	0.53
1:E:1220:LEU:CD2	1:E:1234:THR:HG21	2.38	0.53
1:E:862:TYR:CE1	1:E:885:VAL:HG12	2.21	0.53
1:G:1018:LEU:HB3	1:G:1030:TRP:O	2.08	0.53
1:G:1151:ILE:H	1:G:1167:PRO:CD	2.19	0.53
1:G:374:MET:CE	1:G:374:MET:CA	2.85	0.53
1:G:390:GLN:OE1	1:G:489:TYR:HE2	1.92	0.53
1:G:485:ASN:N	1:G:485:ASN:HD22	2.06	0.53

Continued on next page...

Continued from previous page...

Atom-1	Atom-2	Interatomic distance (Å)	Clash overlap (Å)
1:G:597:TRP:HA	1:G:1243:ILE:O	2.08	0.53
1:G:862:TYR:HD1	1:G:885:VAL:H	1.56	0.53
1:I:1226:SER:OG	1:I:1227:PRO:HD2	2.09	0.53
1:I:926:VAL:CG1	1:I:938:LEU:O	2.57	0.53
1:I:146:GLU:HG2	1:K:111:ARG:NH1	2.19	0.53
1:K:703:ASN:ND2	1:K:746:VAL:O	2.42	0.53
1:K:778:ARG:HG2	1:K:779:LYS:HG3	1.91	0.53
1:K:884:TRP:CH2	2:L:81:ILE:HD11	2.44	0.53
1:M:457:HIS:NE2	1:M:493:SER:CB	2.72	0.53
1:M:597:TRP:CH2	1:M:603:ILE:HG12	2.43	0.53
1:A:1026:GLU:HG2	1:A:1041:ARG:HA	1.91	0.53
1:A:1029:VAL:HG11	1:A:1073:ILE:HA	1.90	0.53
1:A:1240:ILE:HG22	1:A:1242:TYR:CD1	2.44	0.53
1:A:390:GLN:OE1	1:A:489:TYR:HE2	1.92	0.53
1:A:639:LEU:N	1:A:653:ILE:CG2	2.63	0.53
1:C:567:GLY:O	1:C:569:CYS:N	2.41	0.53
1:C:703:ASN:ND2	1:C:746:VAL:O	2.42	0.53
1:E:1029:VAL:HG11	1:E:1073:ILE:HA	1.90	0.53
1:E:108:SER:O	1:E:111:ARG:HG2	2.07	0.53
1:E:1217:GLY:O	1:E:1218:THR:CG2	2.54	0.53
1:E:400:LEU:O	1:E:404:TRP:HE3	1.91	0.53
1:E:902:ASP:HB3	2:F:72:LYS:NZ	2.24	0.53
1:G:1200:LYS:CD	1:G:1202:TRP:CE2	2.81	0.53
1:G:1226:SER:OG	1:G:1227:PRO:HD2	2.09	0.53
1:G:1247:LEU:CD1	1:G:1248:GLU:H	2.14	0.53
1:G:143:LEU:H	1:G:143:LEU:CD2	2.21	0.53
1:G:137:GLN:NE2	1:G:173:LEU:HB3	2.24	0.53
1:G:986:GLU:HA	1:G:997:GLN:O	2.09	0.53
1:I:1233:VAL:HA	1:I:1242:TYR:O	2.09	0.53
1:K:1151:ILE:H	1:K:1167:PRO:CD	2.19	0.53
1:K:1212:THR:CG2	1:K:1213:PHE:H	2.12	0.53
1:K:1240:ILE:HG22	1:K:1242:TYR:CD1	2.44	0.53
1:K:143:LEU:CD2	1:K:143:LEU:H	2.21	0.53
1:K:496:MET:HA	1:K:496:MET:HE3	1.91	0.53
1:K:597:TRP:HA	1:K:1243:ILE:O	2.08	0.53
1:M:106:ILE:HG22	1:M:107:THR:O	2.08	0.53
1:M:1146:ASP:HB2	1:M:1150:GLU:HB3	1.90	0.53
1:M:144:LYS:HG2	1:M:145:GLY:N	2.23	0.53
1:M:903:ASP:CG	1:M:1175:THR:HB	2.29	0.53
1:M:928:VAL:CG2	1:M:1224:HIS:CG	2.92	0.53
1:M:986:GLU:HA	1:M:997:GLN:O	2.09	0.53

Continued on next page...

Continued from previous page...

Atom-1	Atom-2	Interatomic distance (Å)	Clash overlap (Å)
1:A:374:MET:CA	1:A:374:MET:CE	2.85	0.53
1:A:928:VAL:CG1	1:A:937:VAL:HA	2.28	0.53
1:C:1217:GLY:C	1:C:1218:THR:CG2	2.76	0.53
1:C:317:CYS:SG	1:C:324:VAL:CG2	2.96	0.53
1:C:419:VAL:HG11	1:C:426:CYS:HG	1.70	0.53
1:C:525:GLU:O	1:C:528:GLU:HG2	2.05	0.53
1:E:637:LYS:CA	1:E:660:VAL:HG23	2.36	0.53
1:G:526:PHE:O	1:G:529:TYR:HB3	2.08	0.53
1:G:884:TRP:CH2	2:H:81:ILE:HD11	2.44	0.53
1:I:1146:ASP:HB2	1:I:1150:GLU:HB3	1.90	0.53
1:I:171:HIS:NE2	1:I:175:GLU:CG	2.66	0.53
1:I:229:ILE:HG22	1:I:233:ARG:CD	2.28	0.53
1:I:374:MET:CA	1:I:374:MET:CE	2.85	0.53
1:I:778:ARG:HG2	1:I:779:LYS:HG3	1.91	0.53
1:K:457:HIS:CE1	1:K:493:SER:HG	2.27	0.53
1:M:1240:ILE:HG22	1:M:1242:TYR:CD1	2.44	0.53
1:A:137:GLN:NE2	1:A:173:LEU:HB3	2.24	0.52
1:A:456:LEU:O	1:A:459:LYS:N	2.38	0.52
1:A:551:ASN:O	1:A:555:LEU:HB3	2.08	0.52
1:A:757:LEU:HB3	1:A:769:LEU:HD11	1.90	0.52
1:C:1240:ILE:HG22	1:C:1242:TYR:CD1	2.44	0.52
1:C:762:SER:OG	1:C:764:ASP:OD1	2.25	0.52
1:C:823:LEU:HB3	1:C:833:GLY:HA3	1.90	0.52
1:C:926:VAL:CG1	1:C:938:LEU:O	2.57	0.52
1:E:1018:LEU:HB3	1:E:1030:TRP:O	2.08	0.52
1:E:714:LEU:HB3	1:E:730:LEU:HB2	1.90	0.52
1:E:884:TRP:CH2	2:F:81:ILE:HD11	2.44	0.52
1:G:1029:VAL:HG11	1:G:1073:ILE:HA	1.90	0.52
1:G:597:TRP:HZ2	1:G:603:ILE:HG12	1.70	0.52
1:G:639:LEU:HD23	1:G:653:ILE:HD13	1.90	0.52
2:H:18:HIS:NE2	5:H:201:HEM:CHD	2.72	0.52
1:I:334:PHE:CB	1:I:337:ARG:CG	2.87	0.52
1:I:928:VAL:CG1	1:I:937:VAL:HA	2.28	0.52
1:I:986:GLU:HA	1:I:997:GLN:O	2.09	0.52
1:K:505:PHE:CZ	1:K:540:VAL:CG1	2.90	0.52
1:A:296:SER:O	1:A:300:ASN:N	2.42	0.52
1:A:525:GLU:O	1:A:528:GLU:HG2	2.05	0.52
1:C:1018:LEU:HB3	1:C:1030:TRP:O	2.08	0.52
1:C:1213:PHE:HE2	1:C:1215:THR:HG22	1.69	0.52
1:C:928:VAL:CG2	1:C:1224:HIS:CG	2.92	0.52
1:E:703:ASN:ND2	1:E:746:VAL:O	2.42	0.52

Continued on next page...

Continued from previous page...

Atom-1	Atom-2	Interatomic distance (Å)	Clash overlap (Å)
1:E:928:VAL:CG2	1:E:1224:HIS:CG	2.92	0.52
1:E:986:GLU:HA	1:E:997:GLN:O	2.09	0.52
1:G:146:GLU:CG	1:I:111:ARG:HH11	2.15	0.52
1:G:334:PHE:CB	1:G:337:ARG:CG	2.87	0.52
1:G:344:GLN:CD	1:G:352:ARG:HG3	2.30	0.52
1:G:570:GLU:HA	1:G:570:GLU:OE2	2.08	0.52
1:G:639:LEU:CG	1:G:653:ILE:HG21	2.36	0.52
1:G:747:ASN:ND2	1:G:801:VAL:O	2.38	0.52
1:G:944:ARG:NE	1:G:961:GLU:O	2.39	0.52
1:I:1026:GLU:HG2	1:I:1041:ARG:HA	1.91	0.52
1:I:457:HIS:NE2	1:I:493:SER:CB	2.72	0.52
1:I:505:PHE:CZ	1:I:540:VAL:CG1	2.90	0.52
1:K:1026:GLU:HG2	1:K:1041:ARG:HA	1.91	0.52
1:K:334:PHE:CB	1:K:337:ARG:CG	2.87	0.52
1:K:902:ASP:HB3	2:L:72:LYS:NZ	2.24	0.52
1:M:1026:GLU:HG2	1:M:1041:ARG:HA	1.91	0.52
1:M:1226:SER:OG	1:M:1227:PRO:HD2	2.09	0.52
1:A:1018:LEU:HB3	1:A:1030:TRP:O	2.08	0.52
1:A:1151:ILE:H	1:A:1167:PRO:CD	2.19	0.52
1:A:1233:VAL:HA	1:A:1242:TYR:O	2.09	0.52
1:A:373:GLU:OE2	1:A:373:GLU:HA	2.09	0.52
1:A:461:ILE:CD1	1:A:491:MET:HG3	2.40	0.52
1:A:496:MET:HE3	1:A:496:MET:HA	1.91	0.52
1:A:525:GLU:HA	1:A:528:GLU:HG2	1.92	0.52
2:B:103:ASN:C	2:B:104:GLU:O	2.46	0.52
1:C:146:GLU:CB	1:C:147:PRO:HD2	2.37	0.52
1:C:970:SER:OG	1:C:973:LEU:O	2.24	0.52
2:D:18:HIS:CE1	5:D:201:HEM:ND	2.76	0.52
1:E:1171:GLU:CG	1:E:1172:GLY:N	2.68	0.52
1:E:1240:ILE:HG22	1:E:1242:TYR:CD1	2.44	0.52
1:E:246:TRP:CH2	1:E:370:ILE:HG22	2.45	0.52
1:E:757:LEU:HB3	1:E:769:LEU:HD11	1.90	0.52
2:F:18:HIS:NE2	5:F:201:HEM:CHD	2.72	0.52
1:G:296:SER:O	1:G:300:ASN:N	2.42	0.52
1:G:316:GLU:O	1:G:318:LYS:CG	2.50	0.52
1:G:373:GLU:HA	1:G:373:GLU:OE2	2.09	0.52
1:G:926:VAL:CG1	1:G:938:LEU:O	2.57	0.52
1:I:1200:LYS:CD	1:I:1202:TRP:CE2	2.81	0.52
1:I:537:ASP:HA	1:I:540:VAL:HG23	1.92	0.52
1:I:703:ASN:ND2	1:I:746:VAL:O	2.42	0.52
1:K:1233:VAL:HA	1:K:1242:TYR:O	2.09	0.52

Continued on next page...

Continued from previous page...

Atom-1	Atom-2	Interatomic distance (Å)	Clash overlap (Å)
1:K:390:GLN:OE1	1:K:489:TYR:HE2	1.92	0.52
1:K:457:HIS:NE2	1:K:493:SER:CB	2.72	0.52
1:K:513:LYS:CE	1:K:522:LEU:HG	2.40	0.52
1:K:525:GLU:HA	1:K:528:GLU:HG2	1.92	0.52
1:M:344:GLN:CD	1:M:352:ARG:HG3	2.30	0.52
1:A:246:TRP:CH2	1:A:370:ILE:HG22	2.45	0.52
1:A:334:PHE:CB	1:A:337:ARG:CD	2.87	0.52
1:A:431:LYS:HZ3	1:C:336:ASN:CB	2.12	0.52
2:B:18:HIS:NE2	5:B:201:HEM:CHD	2.72	0.52
1:C:1026:GLU:HG2	1:C:1041:ARG:HA	1.91	0.52
1:C:1233:VAL:CA	1:C:1242:TYR:O	2.58	0.52
1:C:525:GLU:HA	1:C:528:GLU:HG2	1.92	0.52
1:C:903:ASP:O	1:C:904:GLN:CB	2.57	0.52
1:E:260:ILE:HG13	1:E:260:ILE:O	2.05	0.52
1:E:926:VAL:CG1	1:E:938:LEU:O	2.57	0.52
1:G:1240:ILE:HG22	1:G:1242:TYR:CD1	2.44	0.52
1:G:513:LYS:CE	1:G:522:LEU:HG	2.40	0.52
1:I:903:ASP:CG	1:I:1175:THR:HB	2.29	0.52
1:I:1201:TRP:CE3	1:I:1210:SER:CB	2.87	0.52
1:I:1213:PHE:O	1:I:1214:TYR:CB	2.49	0.52
1:I:1240:ILE:HG22	1:I:1242:TYR:CD1	2.44	0.52
1:I:206:LEU:HD21	1:I:235:HIS:HD2	1.75	0.52
1:I:567:GLY:O	1:I:569:CYS:N	2.41	0.52
2:J:103:ASN:C	2:J:104:GLU:O	2.46	0.52
1:K:344:GLN:CD	1:K:352:ARG:HG3	2.30	0.52
1:M:1018:LEU:HB3	1:M:1030:TRP:O	2.08	0.52
1:M:513:LYS:CE	1:M:522:LEU:HG	2.40	0.52
1:A:1213:PHE:HE2	1:A:1215:THR:HG22	1.69	0.52
1:A:121:GLN:CD	1:M:147:PRO:HG3	2.30	0.52
1:A:1233:VAL:CA	1:A:1242:TYR:O	2.58	0.52
1:A:564:VAL:HG11	1:A:583:GLN:CG	2.39	0.52
1:A:639:LEU:HD23	1:A:653:ILE:HD13	1.90	0.52
1:A:986:GLU:HA	1:A:997:GLN:O	2.09	0.52
1:C:1029:VAL:HG11	1:C:1073:ILE:HA	1.90	0.52
1:C:1226:SER:OG	1:C:1227:PRO:HD2	2.09	0.52
1:C:409:GLU:HG3	1:E:340:TYR:HH	1.70	0.52
1:E:903:ASP:CG	1:E:1175:THR:HB	2.29	0.52
1:E:1226:SER:OG	1:E:1227:PRO:HD2	2.09	0.52
1:E:984:ALA:CA	1:E:999:ARG:O	2.47	0.52
1:G:122:ARG:NE	1:G:126:PHE:CE2	2.78	0.52
1:G:400:LEU:O	1:G:404:TRP:HE3	1.91	0.52

Continued on next page...

Continued from previous page...

Atom-1	Atom-2	Interatomic distance (Å)	Clash overlap (Å)
1:G:564:VAL:HG11	1:G:583:GLN:CG	2.39	0.52
1:G:928:VAL:CG2	1:G:1224:HIS:CG	2.92	0.52
1:I:122:ARG:NE	1:I:126:PHE:CE2	2.78	0.52
1:I:1233:VAL:HG11	1:I:1243:ILE:CG1	2.28	0.52
1:I:147:PRO:HG3	1:K:121:GLN:CD	2.30	0.52
1:I:137:GLN:NE2	1:I:173:LEU:HB3	2.24	0.52
1:I:246:TRP:CH2	1:I:370:ILE:HG22	2.45	0.52
1:K:1146:ASP:HB2	1:K:1150:GLU:HB3	1.90	0.52
1:K:903:ASP:CG	1:K:1175:THR:HB	2.29	0.52
1:K:1226:SER:OG	1:K:1227:PRO:HD2	2.09	0.52
1:K:296:SER:O	1:K:300:ASN:N	2.42	0.52
1:K:926:VAL:CG1	1:K:938:LEU:O	2.57	0.52
1:M:1200:LYS:CD	1:M:1202:TRP:CE2	2.81	0.52
1:M:1233:VAL:CA	1:M:1242:TYR:O	2.58	0.52
1:M:525:GLU:HA	1:M:528:GLU:HG2	1.92	0.52
1:M:703:ASN:ND2	1:M:746:VAL:O	2.42	0.52
1:M:903:ASP:O	1:M:904:GLN:CB	2.56	0.52
1:A:926:VAL:HB	1:A:938:LEU:O	2.10	0.52
1:C:332:ARG:CG	1:C:332:ARG:NH1	2.73	0.52
1:C:390:GLN:HB3	1:C:393:VAL:HG22	1.91	0.52
1:E:1233:VAL:HG11	1:E:1243:ILE:CG1	2.28	0.52
1:E:334:PHE:CB	1:E:337:ARG:CG	2.87	0.52
1:E:980:ASP:OD1	1:E:981:GLU:N	2.40	0.52
1:G:246:TRP:CH2	1:G:370:ILE:HG22	2.45	0.52
1:I:1029:VAL:HG11	1:I:1073:ILE:HA	1.90	0.52
1:I:1233:VAL:CA	1:I:1242:TYR:O	2.58	0.52
1:I:296:SER:O	1:I:300:ASN:N	2.42	0.52
1:I:317:CYS:SG	1:I:323:VAL:CG1	2.98	0.52
1:I:513:LYS:CE	1:I:522:LEU:HG	2.40	0.52
1:I:525:GLU:HA	1:I:528:GLU:HG2	1.92	0.52
1:I:657:GLU:HB3	1:I:680:LYS:HD2	1.92	0.52
1:K:1201:TRP:CE3	1:K:1210:SER:CB	2.87	0.52
1:K:1233:VAL:CA	1:K:1242:TYR:O	2.58	0.52
1:K:242:LEU:CD1	1:K:242:LEU:N	2.73	0.52
1:K:537:ASP:HA	1:K:540:VAL:HG23	1.92	0.52
2:L:18:HIS:CE1	5:L:201:HEM:ND	2.76	0.52
1:K:147:PRO:HG3	1:M:121:GLN:CD	2.30	0.52
1:M:1233:VAL:HA	1:M:1242:TYR:O	2.09	0.52
1:M:137:GLN:NE2	1:M:173:LEU:HB3	2.23	0.52
1:M:296:SER:O	1:M:300:ASN:N	2.42	0.52
1:M:374:MET:HA	1:M:374:MET:HE3	1.90	0.52

Continued on next page...

Continued from previous page...

Atom-1	Atom-2	Interatomic distance (Å)	Clash overlap (Å)
1:M:544:PHE:HE1	1:M:576:VAL:CG1	1.88	0.52
1:M:849:SER:HB2	1:M:890:PHE:CZ	2.44	0.52
1:A:160:LYS:NZ	1:A:160:LYS:CB	2.73	0.52
1:A:902:ASP:HB3	2:B:72:LYS:NZ	2.24	0.52
1:C:1233:VAL:CB	1:C:1242:TYR:O	2.54	0.52
1:C:479:ASP:CG	1:C:483:TRP:HE1	2.13	0.52
1:C:513:LYS:CE	1:C:522:LEU:HG	2.40	0.52
1:C:147:PRO:HG3	1:E:121:GLN:CD	2.30	0.52
1:E:147:PRO:HG3	1:G:121:GLN:CD	2.30	0.52
1:E:525:GLU:HA	1:E:528:GLU:HG2	1.91	0.52
1:E:657:GLU:HB3	1:E:680:LYS:HD2	1.92	0.52
1:G:1167:PRO:O	1:G:1202:TRP:CE2	2.63	0.52
1:G:1167:PRO:CB	1:G:1202:TRP:CE2	2.93	0.52
1:G:479:ASP:CG	1:G:483:TRP:HE1	2.13	0.52
1:G:657:GLU:HB3	1:G:680:LYS:HD2	1.92	0.52
1:I:298:PHE:CZ	1:I:325:SER:HA	2.42	0.52
1:I:479:ASP:CG	1:I:483:TRP:HE1	2.13	0.52
1:I:564:VAL:HG11	1:I:583:GLN:CG	2.39	0.52
1:K:246:TRP:CH2	1:K:370:ILE:HG22	2.45	0.52
1:K:479:ASP:CG	1:K:483:TRP:HE1	2.13	0.52
1:K:926:VAL:HB	1:K:938:LEU:O	2.10	0.52
1:M:334:PHE:CB	1:M:337:ARG:CG	2.87	0.52
1:M:374:MET:CA	1:M:374:MET:CE	2.86	0.52
1:M:862:TYR:CE1	1:M:885:VAL:HG12	2.21	0.52
1:M:926:VAL:HB	1:M:938:LEU:O	2.10	0.52
1:A:1167:PRO:O	1:A:1202:TRP:CE2	2.63	0.52
1:A:147:PRO:HG3	1:C:121:GLN:CD	2.30	0.52
1:A:344:GLN:CD	1:A:352:ARG:HG3	2.30	0.52
1:A:479:ASP:CG	1:A:483:TRP:HE1	2.13	0.52
1:A:505:PHE:HZ	1:A:540:VAL:CG1	2.17	0.52
1:A:928:VAL:CG2	1:A:1224:HIS:CG	2.92	0.52
1:C:246:TRP:CH2	1:C:370:ILE:HG22	2.45	0.52
1:C:327:ILE:HD13	1:C:353:ILE:HG21	1.92	0.52
1:C:551:ASN:O	1:C:555:LEU:HB3	2.08	0.52
1:C:564:VAL:HG11	1:C:583:GLN:CG	2.39	0.52
1:E:298:PHE:CZ	1:E:325:SER:HA	2.42	0.52
1:E:344:GLN:CD	1:E:352:ARG:HG3	2.30	0.52
1:E:479:ASP:CG	1:E:483:TRP:HE1	2.13	0.52
1:E:926:VAL:HB	1:E:938:LEU:O	2.10	0.52
1:G:206:LEU:HD21	1:G:235:HIS:HD2	1.75	0.52
1:G:525:GLU:HA	1:G:528:GLU:HG2	1.91	0.52

Continued on next page...

Continued from previous page...

Atom-1	Atom-2	Interatomic distance (Å)	Clash overlap (Å)
1:I:373:GLU:HA	1:I:373:GLU:OE2	2.09	0.52
2:J:18:HIS:CE1	5:J:201:HEM:ND	2.76	0.52
1:I:884:TRP:CH2	2:J:81:ILE:HD11	2.44	0.52
1:K:1213:PHE:O	1:K:1214:TYR:CB	2.49	0.52
1:K:1220:LEU:N	1:K:1220:LEU:CD1	2.53	0.52
1:K:174:LEU:HD23	1:K:175:GLU:HA	1.92	0.52
1:K:373:GLU:HA	1:K:373:GLU:OE2	2.09	0.52
1:K:564:VAL:HG11	1:K:583:GLN:CG	2.39	0.52
2:L:103:ASN:C	2:L:104:GLU:O	2.46	0.52
1:A:513:LYS:CE	1:A:522:LEU:HG	2.40	0.52
1:A:879:ARG:HB3	1:A:921:MET:HE2	1.84	0.52
1:A:926:VAL:CG1	1:A:938:LEU:O	2.57	0.52
1:C:160:LYS:NZ	1:C:160:LYS:CB	2.73	0.52
1:C:344:GLN:CD	1:C:352:ARG:HG3	2.30	0.52
1:E:1233:VAL:CA	1:E:1242:TYR:O	2.58	0.52
1:E:327:ILE:HD13	1:E:353:ILE:HG21	1.92	0.52
1:E:390:GLN:HB3	1:E:393:VAL:HG22	1.91	0.52
1:E:389:LEU:HD21	1:E:395:VAL:CG2	2.40	0.52
1:E:575:GLU:O	1:E:575:GLU:HG3	2.10	0.52
1:G:1026:GLU:HG2	1:G:1041:ARG:HA	1.91	0.52
1:G:1233:VAL:CA	1:G:1242:TYR:O	2.58	0.52
1:G:364:LEU:CD1	1:G:368:MET:HE2	2.39	0.52
1:G:389:LEU:HD21	1:G:395:VAL:CG2	2.40	0.52
1:G:537:ASP:HA	1:G:540:VAL:HG23	1.92	0.52
1:G:147:PRO:HG3	1:I:121:GLN:CD	2.30	0.52
1:I:242:LEU:CD1	1:I:242:LEU:N	2.73	0.52
1:I:528:GLU:O	1:I:532:ILE:HG22	2.10	0.52
2:J:18:HIS:NE2	5:J:201:HEM:CHD	2.72	0.52
1:K:657:GLU:HB3	1:K:680:LYS:HD2	1.92	0.52
1:M:1233:VAL:CB	1:M:1242:TYR:O	2.54	0.52
1:M:174:LEU:HD23	1:M:175:GLU:HA	1.92	0.52
1:M:479:ASP:CG	1:M:483:TRP:HE1	2.13	0.52
1:M:513:LYS:CD	1:M:522:LEU:HG	2.36	0.52
1:M:564:VAL:HG11	1:M:583:GLN:CG	2.39	0.52
1:A:334:PHE:CB	1:A:337:ARG:CG	2.87	0.52
1:C:242:LEU:CD1	1:C:242:LEU:N	2.73	0.52
1:C:318:LYS:HD3	1:C:439:ASP:CB	2.40	0.52
1:E:1239:GLY:O	1:E:1240:ILE:HB	2.08	0.52
1:E:122:ARG:NE	1:E:126:PHE:CE2	2.78	0.52
1:E:318:LYS:HD3	1:E:439:ASP:CB	2.40	0.52
1:E:373:GLU:OE2	1:E:373:GLU:HA	2.09	0.52

Continued on next page...

Continued from previous page...

Atom-1	Atom-2	Interatomic distance (Å)	Clash overlap (Å)
1:G:327:ILE:HD13	1:G:353:ILE:CG2	2.40	0.52
1:G:318:LYS:HD3	1:G:439:ASP:CB	2.40	0.52
1:G:779:LYS:NZ	1:G:827:HIS:O	2.43	0.52
1:I:1239:GLY:O	1:I:1240:ILE:HB	2.08	0.52
1:I:344:GLN:CD	1:I:352:ARG:HG3	2.30	0.52
1:I:390:GLN:HB3	1:I:393:VAL:HG22	1.91	0.52
1:I:853:HIS:O	1:I:869:THR:N	2.38	0.52
1:K:1176:HIS:CB	1:K:1218:THR:HB	2.36	0.52
1:K:122:ARG:NE	1:K:126:PHE:CE2	2.78	0.52
1:K:206:LEU:HD21	1:K:235:HIS:HD2	1.75	0.52
1:K:327:ILE:HD13	1:K:353:ILE:CG2	2.40	0.52
1:K:389:LEU:HD21	1:K:395:VAL:CG2	2.40	0.52
1:K:598:ILE:O	1:K:598:ILE:HG13	2.10	0.52
1:K:779:LYS:NZ	1:K:827:HIS:O	2.43	0.52
1:M:389:LEU:HD21	1:M:395:VAL:CG2	2.40	0.52
1:A:1167:PRO:CB	1:A:1202:TRP:CE2	2.93	0.51
1:A:1187:PRO:CG	1:A:1229:PHE:HB3	2.40	0.51
1:A:597:TRP:CH2	1:A:603:ILE:HG12	2.43	0.51
1:C:1167:PRO:O	1:C:1202:TRP:CE2	2.63	0.51
1:C:1176:HIS:CB	1:C:1218:THR:HB	2.36	0.51
1:C:1247:LEU:CD1	1:C:1248:GLU:H	2.13	0.51
1:C:122:ARG:NE	1:C:126:PHE:CE2	2.78	0.51
1:C:334:PHE:CB	1:C:337:ARG:CG	2.87	0.51
1:C:389:LEU:HD21	1:C:395:VAL:CG2	2.40	0.51
1:C:461:ILE:CD1	1:C:491:MET:HG3	2.40	0.51
1:E:374:MET:CE	1:E:374:MET:CA	2.85	0.51
1:E:537:ASP:HA	1:E:540:VAL:HG23	1.92	0.51
1:E:544:PHE:HD1	1:E:576:VAL:CG1	2.17	0.51
1:E:598:ILE:O	1:E:598:ILE:HG13	2.10	0.51
1:E:884:TRP:CZ3	1:E:885:VAL:O	2.64	0.51
1:G:398:LYS:O	1:G:402:ILE:HG12	2.10	0.51
1:G:575:GLU:O	1:G:575:GLU:HG3	2.10	0.51
1:I:926:VAL:HB	1:I:938:LEU:O	2.10	0.51
1:K:390:GLN:HB3	1:K:393:VAL:HG22	1.91	0.51
1:K:849:SER:HB2	1:K:890:PHE:CZ	2.45	0.51
1:K:884:TRP:CZ3	1:K:885:VAL:O	2.64	0.51
1:M:1183:LEU:N	1:M:1183:LEU:CD1	2.73	0.51
1:A:561:PRO:CB	1:A:1214:TYR:CD2	2.86	0.51
1:A:174:LEU:HD23	1:A:175:GLU:HA	1.92	0.51
1:C:1173:ALA:O	1:C:1174:ALA:O	2.29	0.51
1:C:231:MET:SD	1:C:258:CYS:SG	2.97	0.51

Continued on next page...

Continued from previous page...

Atom-1	Atom-2	Interatomic distance (Å)	Clash overlap (Å)
1:C:298:PHE:CZ	1:C:325:SER:HA	2.42	0.51
1:E:639:LEU:N	1:E:653:ILE:HG21	2.22	0.51
2:H:103:ASN:O	2:H:104:GLU:C	2.46	0.51
1:I:1167:PRO:O	1:I:1202:TRP:CE2	2.63	0.51
1:I:174:LEU:HD23	1:I:175:GLU:HA	1.92	0.51
1:I:260:ILE:O	1:I:260:ILE:HG13	2.05	0.51
1:I:327:ILE:HD13	1:I:353:ILE:CG2	2.40	0.51
1:I:389:LEU:HD21	1:I:395:VAL:CG2	2.40	0.51
1:K:398:LYS:O	1:K:402:ILE:HG12	2.11	0.51
1:K:505:PHE:HZ	1:K:540:VAL:CG1	2.17	0.51
1:M:456:LEU:O	1:M:459:LYS:N	2.38	0.51
1:M:926:VAL:CG1	1:M:938:LEU:O	2.57	0.51
1:A:1247:LEU:CD1	1:A:1248:GLU:N	2.73	0.51
1:A:327:ILE:HD13	1:A:353:ILE:HG21	1.92	0.51
1:A:598:ILE:O	1:A:598:ILE:HG13	2.10	0.51
1:A:747:ASN:ND2	1:A:801:VAL:O	2.38	0.51
1:A:849:SER:HB2	1:A:890:PHE:CZ	2.45	0.51
1:C:1067:VAL:N	1:C:1081:PHE:O	2.40	0.51
1:C:137:GLN:NE2	1:C:173:LEU:HB3	2.24	0.51
1:C:416:GLN:CA	1:C:416:GLN:NE2	2.73	0.51
1:C:528:GLU:O	1:C:532:ILE:HG22	2.10	0.51
1:C:557:ARG:HH21	1:C:1174:ALA:HB2	1.75	0.51
1:C:657:GLU:HB3	1:C:680:LYS:HD2	1.92	0.51
1:C:849:SER:HB2	1:C:890:PHE:CZ	2.45	0.51
1:C:926:VAL:HB	1:C:938:LEU:O	2.10	0.51
1:E:1026:GLU:HG2	1:E:1041:ARG:HA	1.91	0.51
1:E:1168:LEU:HD11	1:E:1171:GLU:CG	2.41	0.51
1:E:385:ASP:OD2	1:E:403:LEU:HD11	2.11	0.51
1:E:461:ILE:CD1	1:E:491:MET:HG3	2.40	0.51
1:E:513:LYS:CE	1:E:522:LEU:HG	2.40	0.51
1:E:639:LEU:CG	1:E:653:ILE:HG21	2.36	0.51
1:E:849:SER:HB2	1:E:890:PHE:CZ	2.45	0.51
1:G:174:LEU:HD23	1:G:175:GLU:HA	1.92	0.51
1:G:528:GLU:O	1:G:532:ILE:HG22	2.10	0.51
1:G:849:SER:HB2	1:G:890:PHE:CZ	2.45	0.51
1:G:980:ASP:OD1	1:G:981:GLU:N	2.40	0.51
1:I:385:ASP:OD2	1:I:403:LEU:HD11	2.11	0.51
1:K:385:ASP:OD2	1:K:403:LEU:HD11	2.11	0.51
1:K:528:GLU:O	1:K:532:ILE:HG22	2.10	0.51
1:K:595:LEU:HD22	1:K:1244:LEU:HD12	1.78	0.51
1:M:347:ASN:C	1:M:348:LYS:HG2	2.31	0.51

Continued on next page...

Continued from previous page...

Atom-1	Atom-2	Interatomic distance (Å)	Clash overlap (Å)
1:M:385:ASP:OD2	1:M:403:LEU:HD11	2.11	0.51
1:M:505:PHE:CZ	1:M:540:VAL:CG1	2.90	0.51
1:A:1187:PRO:HD3	1:A:1229:PHE:CG	2.45	0.51
1:A:122:ARG:NE	1:A:126:PHE:CE2	2.78	0.51
1:A:318:LYS:HD3	1:A:439:ASP:CB	2.40	0.51
1:A:639:LEU:CG	1:A:653:ILE:HG21	2.36	0.51
1:C:1187:PRO:HD3	1:C:1229:PHE:CG	2.45	0.51
1:C:1239:GLY:O	1:C:1240:ILE:HB	2.08	0.51
1:C:244:ASP:O	1:C:245:VAL:HB	2.11	0.51
1:C:373:GLU:OE2	1:C:373:GLU:HA	2.09	0.51
1:C:862:TYR:HD1	1:C:885:VAL:H	1.56	0.51
1:E:1173:ALA:O	1:E:1174:ALA:O	2.29	0.51
1:E:1167:PRO:O	1:E:1202:TRP:CE2	2.63	0.51
1:E:667:THR:OG1	1:E:708:THR:O	2.29	0.51
1:G:1239:GLY:O	1:G:1240:ILE:HB	2.08	0.51
1:G:347:ASN:O	1:G:348:LYS:CB	2.59	0.51
1:G:385:ASP:OD2	1:G:403:LEU:HD11	2.11	0.51
1:I:1173:ALA:O	1:I:1174:ALA:O	2.29	0.51
1:I:318:LYS:HD3	1:I:439:ASP:CB	2.40	0.51
1:I:837:THR:HG21	1:I:843:ILE:HD11	1.92	0.51
1:I:849:SER:HB2	1:I:890:PHE:CZ	2.45	0.51
1:K:1173:ALA:O	1:K:1174:ALA:O	2.29	0.51
1:K:416:GLN:CA	1:K:416:GLN:NE2	2.73	0.51
2:L:18:HIS:NE2	5:L:201:HEM:CHD	2.72	0.51
1:M:1187:PRO:CG	1:M:1229:PHE:HB3	2.40	0.51
1:M:125:VAL:O	1:M:125:VAL:HG12	2.11	0.51
1:M:246:TRP:CH2	1:M:370:ILE:HG22	2.45	0.51
1:M:575:GLU:O	1:M:575:GLU:HG3	2.10	0.51
1:A:244:ASP:O	1:A:245:VAL:HB	2.11	0.51
1:A:327:ILE:HD13	1:A:353:ILE:CG2	2.40	0.51
1:A:779:LYS:NZ	1:A:827:HIS:O	2.43	0.51
1:A:884:TRP:CZ3	1:A:885:VAL:O	2.64	0.51
1:C:1031:ASN:HB3	1:C:1036:LYS:HB2	1.92	0.51
1:C:1236:ASP:OD1	1:C:1236:ASP:N	2.43	0.51
1:C:174:LEU:HD23	1:C:175:GLU:HA	1.92	0.51
1:C:385:ASP:OD2	1:C:403:LEU:HD11	2.11	0.51
1:C:560:PHE:O	1:C:561:PRO:C	2.49	0.51
1:C:639:LEU:CG	1:C:653:ILE:HG21	2.36	0.51
1:C:879:ARG:CB	1:C:921:MET:CE	2.73	0.51
1:C:945:ARG:HG2	1:C:946:LEU:HG	1.92	0.51
1:E:1031:ASN:HB3	1:E:1036:LYS:HB2	1.92	0.51

Continued on next page...

Continued from previous page...

Atom-1	Atom-2	Interatomic distance (Å)	Clash overlap (Å)
1:E:557:ARG:HH21	1:E:1174:ALA:HB2	1.75	0.51
1:E:1187:PRO:HD3	1:E:1229:PHE:CG	2.45	0.51
1:E:347:ASN:O	1:E:348:LYS:CB	2.59	0.51
1:E:416:GLN:CA	1:E:416:GLN:NE2	2.73	0.51
1:G:327:ILE:HD13	1:G:353:ILE:HG21	1.92	0.51
1:G:557:ARG:HH21	1:G:1174:ALA:HB2	1.76	0.51
1:G:598:ILE:HG13	1:G:598:ILE:O	2.10	0.51
1:I:1168:LEU:HD11	1:I:1171:GLU:CG	2.41	0.51
1:I:1171:GLU:CG	1:I:1172:GLY:N	2.68	0.51
1:I:747:ASN:ND2	1:I:801:VAL:O	2.38	0.51
1:K:125:VAL:O	1:K:125:VAL:HG12	2.11	0.51
1:K:529:TYR:HA	1:K:532:ILE:HG21	1.93	0.51
1:M:1173:ALA:O	1:M:1174:ALA:O	2.29	0.51
1:M:373:GLU:HA	1:M:373:GLU:OE2	2.09	0.51
1:M:744:ASN:HB3	1:M:763:ALA:HB3	1.93	0.51
1:A:1173:ALA:O	1:A:1174:ALA:O	2.29	0.51
1:A:347:ASN:C	1:A:348:LYS:HG2	2.31	0.51
1:A:385:ASP:OD2	1:A:403:LEU:HD11	2.11	0.51
1:A:667:THR:OG1	1:A:708:THR:O	2.29	0.51
1:C:347:ASN:O	1:C:348:LYS:CB	2.59	0.51
1:C:744:ASN:HB3	1:C:763:ALA:HB3	1.93	0.51
1:G:1173:ALA:O	1:G:1174:ALA:O	2.29	0.51
1:G:1236:ASP:OD1	1:G:1236:ASP:N	2.43	0.51
1:G:229:ILE:HG22	1:G:233:ARG:CD	2.28	0.51
1:G:461:ILE:CD1	1:G:491:MET:HG3	2.40	0.51
1:G:625:GLU:HG3	1:G:667:THR:HA	1.93	0.51
1:I:1167:PRO:CB	1:I:1202:TRP:CE2	2.93	0.51
1:I:1176:HIS:CB	1:I:1218:THR:HB	2.36	0.51
1:I:347:ASN:O	1:I:348:LYS:CB	2.59	0.51
1:I:326:LEU:HD23	1:I:353:ILE:CG2	2.41	0.51
1:I:667:THR:OG1	1:I:708:THR:O	2.29	0.51
1:K:1183:LEU:CD1	1:K:1183:LEU:N	2.73	0.51
1:K:326:LEU:HD23	1:K:353:ILE:CG2	2.41	0.51
1:K:334:PHE:CB	1:K:337:ARG:CD	2.87	0.51
1:K:862:TYR:HD1	1:K:885:VAL:H	1.56	0.51
1:M:242:LEU:CD1	1:M:242:LEU:N	2.73	0.51
1:M:244:ASP:O	1:M:245:VAL:HB	2.11	0.51
1:M:333:ASP:N	1:M:333:ASP:OD1	2.44	0.51
1:M:598:ILE:O	1:M:598:ILE:HG13	2.10	0.51
1:M:920:VAL:HG12	1:M:921:MET:N	2.24	0.51
1:A:1031:ASN:HB3	1:A:1036:LYS:HB2	1.92	0.51

Continued on next page...

Continued from previous page...

Atom-1	Atom-2	Interatomic distance (Å)	Clash overlap (Å)
1:A:1212:THR:CG2	1:A:1213:PHE:H	2.12	0.51
1:A:537:ASP:HA	1:A:540:VAL:HG23	1.92	0.51
1:A:557:ARG:HH21	1:A:1174:ALA:HB2	1.76	0.51
1:A:560:PHE:O	1:A:561:PRO:C	2.49	0.51
1:A:744:ASN:HB3	1:A:763:ALA:HB3	1.93	0.51
1:C:1168:LEU:HD11	1:C:1171:GLU:CG	2.41	0.51
1:C:244:ASP:O	1:C:245:VAL:CB	2.59	0.51
1:C:327:ILE:HD13	1:C:353:ILE:CG2	2.40	0.51
1:C:598:ILE:O	1:C:598:ILE:HG13	2.10	0.51
1:C:747:ASN:ND2	1:C:801:VAL:O	2.38	0.51
2:D:18:HIS:NE2	5:D:201:HEM:CHD	2.72	0.51
1:E:160:LYS:CB	1:E:160:LYS:NZ	2.73	0.51
1:E:206:LEU:HD21	1:E:235:HIS:HD2	1.75	0.51
1:E:242:LEU:CD1	1:E:242:LEU:N	2.73	0.51
1:E:567:GLY:O	1:E:569:CYS:N	2.41	0.51
1:E:744:ASN:HB3	1:E:763:ALA:HB3	1.93	0.51
1:E:779:LYS:NZ	1:E:827:HIS:O	2.43	0.51
1:G:1168:LEU:HD11	1:G:1171:GLU:CG	2.41	0.51
1:G:1187:PRO:HD3	1:G:1229:PHE:CG	2.45	0.51
1:G:505:PHE:CZ	1:G:540:VAL:CG1	2.90	0.51
1:I:347:ASN:C	1:I:348:LYS:HG2	2.31	0.51
1:I:529:TYR:HA	1:I:532:ILE:HG21	1.93	0.51
1:I:557:ARG:HH21	1:I:1174:ALA:HB2	1.75	0.51
1:I:598:ILE:HG13	1:I:598:ILE:O	2.10	0.51
1:I:884:TRP:CZ3	1:I:885:VAL:O	2.64	0.51
1:I:923:LYS:CB	1:I:940:VAL:HG21	2.41	0.51
1:K:260:ILE:HG13	1:K:260:ILE:O	2.05	0.51
1:K:575:GLU:O	1:K:575:GLU:HG3	2.10	0.51
1:K:621:ALA:HA	1:K:631:ALA:O	2.11	0.51
1:K:945:ARG:HG2	1:K:946:LEU:HG	1.92	0.51
1:M:390:GLN:HB3	1:M:393:VAL:HG22	1.91	0.51
1:M:461:ILE:CD1	1:M:491:MET:HG3	2.40	0.51
1:M:528:GLU:O	1:M:532:ILE:HG22	2.10	0.51
1:M:558:GLN:CB	1:M:559:PRO:CD	2.78	0.51
1:A:390:GLN:HB3	1:A:393:VAL:HG22	1.91	0.51
1:A:561:PRO:O	1:A:563:ILE:N	2.44	0.51
1:A:980:ASP:OD1	1:A:981:GLU:N	2.40	0.51
1:C:537:ASP:HA	1:C:540:VAL:HG23	1.92	0.51
1:C:561:PRO:O	1:C:563:ILE:N	2.44	0.51
1:E:332:ARG:NH1	1:E:332:ARG:CG	2.73	0.51
1:E:347:ASN:C	1:E:348:LYS:HG2	2.31	0.51

Continued on next page...

Continued from previous page...

Atom-1	Atom-2	Interatomic distance (Å)	Clash overlap (Å)
1:E:398:LYS:O	1:E:402:ILE:HG12	2.10	0.51
1:E:560:PHE:O	1:E:561:PRO:C	2.49	0.51
1:E:564:VAL:HG11	1:E:583:GLN:CG	2.39	0.51
1:G:1176:HIS:CB	1:G:1218:THR:HB	2.36	0.51
1:G:125:VAL:O	1:G:125:VAL:HG12	2.11	0.51
1:G:390:GLN:HB3	1:G:393:VAL:HG22	1.91	0.51
1:G:567:GLY:O	1:G:569:CYS:N	2.41	0.51
2:H:18:HIS:CE1	5:H:201:HEM:ND	2.76	0.51
1:I:461:ILE:CD1	1:I:491:MET:HG3	2.40	0.51
1:K:318:LYS:HD3	1:K:439:ASP:CB	2.41	0.51
1:K:374:MET:CE	1:K:374:MET:CA	2.86	0.51
1:K:923:LYS:CB	1:K:940:VAL:HG21	2.41	0.51
1:M:1167:PRO:O	1:M:1202:TRP:CE2	2.63	0.51
1:M:1187:PRO:HD3	1:M:1229:PHE:CG	2.45	0.51
1:M:122:ARG:NE	1:M:126:PHE:CE2	2.78	0.51
1:M:149:TRP:CZ3	1:M:260:ILE:HD11	2.46	0.51
1:M:326:LEU:HD23	1:M:353:ILE:CG2	2.41	0.51
1:M:557:ARG:HH21	1:M:1174:ALA:HB2	1.75	0.51
1:M:561:PRO:O	1:M:563:ILE:N	2.44	0.51
1:M:621:ALA:HA	1:M:631:ALA:O	2.11	0.51
1:M:639:LEU:CG	1:M:653:ILE:HG21	2.36	0.51
1:M:639:LEU:N	1:M:653:ILE:HG21	2.22	0.51
1:A:595:LEU:HD13	1:A:1244:LEU:HD13	1.93	0.51
1:A:333:ASP:OD1	1:A:333:ASP:N	2.44	0.51
1:A:546:GLU:HB3	1:A:570:GLU:OE1	2.11	0.51
1:A:657:GLU:HB3	1:A:680:LYS:HD2	1.92	0.51
1:A:862:TYR:CE1	1:A:885:VAL:HG12	2.21	0.51
1:C:149:TRP:CZ3	1:C:260:ILE:HD11	2.46	0.51
1:C:595:LEU:HD13	1:C:1244:LEU:HD13	1.93	0.51
1:C:837:THR:HG21	1:C:843:ILE:HD11	1.92	0.51
1:E:1236:ASP:N	1:E:1236:ASP:OD1	2.43	0.51
1:E:174:LEU:HD23	1:E:175:GLU:HA	1.92	0.51
1:E:244:ASP:O	1:E:245:VAL:HB	2.11	0.51
1:E:317:CYS:SG	1:E:323:VAL:CG1	2.98	0.51
1:E:529:TYR:HA	1:E:532:ILE:HG21	1.93	0.51
1:E:862:TYR:HD1	1:E:885:VAL:H	1.56	0.51
1:G:244:ASP:O	1:G:245:VAL:HB	2.11	0.51
1:G:416:GLN:CA	1:G:416:GLN:NE2	2.73	0.51
1:G:621:ALA:HA	1:G:631:ALA:O	2.11	0.51
1:I:1187:PRO:CG	1:I:1229:PHE:HB3	2.40	0.51
1:K:1067:VAL:N	1:K:1081:PHE:O	2.40	0.51

Continued on next page...

Continued from previous page...

Atom-1	Atom-2	Interatomic distance (Å)	Clash overlap (Å)
1:K:1168:LEU:HD11	1:K:1171:GLU:CG	2.41	0.51
1:K:244:ASP:O	1:K:245:VAL:HB	2.11	0.51
1:K:837:THR:HG21	1:K:843:ILE:HD11	1.92	0.51
1:M:1031:ASN:HB3	1:M:1036:LYS:HB2	1.92	0.51
1:M:327:ILE:HD13	1:M:353:ILE:CG2	2.40	0.51
1:M:537:ASP:HA	1:M:540:VAL:HG23	1.92	0.51
1:A:149:TRP:CZ3	1:A:260:ILE:HD11	2.46	0.51
1:A:229:ILE:O	1:A:233:ARG:HG2	2.11	0.51
1:A:528:GLU:O	1:A:532:ILE:HG22	2.10	0.51
1:C:1228:ASP:O	1:C:1229:PHE:CB	2.59	0.51
1:C:546:GLU:HB3	1:C:570:GLU:OE1	2.11	0.51
1:E:1175:THR:HG1	1:E:1176:HIS:CE1	2.28	0.51
1:E:1228:ASP:O	1:E:1229:PHE:CB	2.59	0.51
1:E:246:TRP:C	1:E:247:ASP:OD1	2.50	0.51
1:E:337:ARG:HD3	1:E:341:TYR:HE2	1.76	0.51
1:E:326:LEU:HD23	1:E:353:ILE:CG2	2.41	0.51
1:E:505:PHE:HZ	1:E:540:VAL:CG1	2.17	0.51
1:E:595:LEU:HD13	1:E:1244:LEU:HD13	1.93	0.51
1:E:945:ARG:HG2	1:E:946:LEU:HG	1.92	0.51
1:G:1031:ASN:HB3	1:G:1036:LYS:HB2	1.92	0.51
1:G:853:HIS:O	1:G:869:THR:N	2.39	0.51
1:I:1228:ASP:O	1:I:1229:PHE:CB	2.59	0.51
1:I:244:ASP:O	1:I:245:VAL:HB	2.11	0.51
1:I:337:ARG:HD3	1:I:341:TYR:HE2	1.76	0.51
1:I:398:LYS:O	1:I:402:ILE:HG12	2.10	0.51
1:I:621:ALA:HA	1:I:631:ALA:O	2.11	0.51
1:I:862:TYR:HD1	1:I:885:VAL:H	1.56	0.51
1:K:1167:PRO:O	1:K:1202:TRP:CE2	2.63	0.51
1:K:1228:ASP:O	1:K:1229:PHE:CB	2.59	0.51
1:K:1187:PRO:CG	1:K:1229:PHE:HB3	2.40	0.51
1:K:561:PRO:O	1:K:563:ILE:N	2.44	0.51
1:K:744:ASN:HB3	1:K:763:ALA:HB3	1.93	0.51
1:M:160:LYS:CB	1:M:160:LYS:NZ	2.73	0.51
1:M:546:GLU:HB3	1:M:570:GLU:OE1	2.11	0.51
1:M:747:ASN:ND2	1:M:801:VAL:O	2.38	0.51
1:A:1236:ASP:N	1:A:1236:ASP:OD1	2.43	0.50
1:A:206:LEU:HD21	1:A:235:HIS:HD2	1.75	0.50
1:A:353:ILE:O	1:A:354:ARG:HG2	2.11	0.50
1:A:389:LEU:HD21	1:A:395:VAL:CG2	2.40	0.50
1:A:853:HIS:O	1:A:869:THR:N	2.39	0.50
1:E:149:TRP:CZ3	1:E:260:ILE:HD11	2.46	0.50

Continued on next page...

Continued from previous page...

Atom-1	Atom-2	Interatomic distance (Å)	Clash overlap (Å)
1:E:621:ALA:HA	1:E:631:ALA:O	2.11	0.50
1:E:625:GLU:HG3	1:E:667:THR:HA	1.93	0.50
1:E:837:THR:HG21	1:E:843:ILE:HD11	1.92	0.50
1:G:149:TRP:CZ3	1:G:260:ILE:HD11	2.46	0.50
1:G:160:LYS:NZ	1:G:160:LYS:CB	2.73	0.50
1:G:229:ILE:O	1:G:233:ARG:HG2	2.11	0.50
1:G:561:PRO:O	1:G:563:ILE:N	2.44	0.50
1:G:884:TRP:CZ3	1:G:885:VAL:O	2.64	0.50
1:G:945:ARG:HG2	1:G:946:LEU:HG	1.92	0.50
1:I:149:TRP:CZ3	1:I:260:ILE:HD11	2.46	0.50
1:I:229:ILE:O	1:I:233:ARG:HG2	2.11	0.50
1:I:595:LEU:HD22	1:I:1244:LEU:HD12	1.78	0.50
1:I:781:ILE:HD11	1:I:826:ILE:HA	1.93	0.50
1:I:945:ARG:HG2	1:I:946:LEU:HG	1.92	0.50
1:K:1185:PHE:CD1	1:K:1192:LEU:CG	2.63	0.50
1:K:1217:GLY:O	1:K:1218:THR:CG2	2.54	0.50
1:K:333:ASP:OD1	1:K:333:ASP:N	2.44	0.50
1:K:903:ASP:O	1:K:904:GLN:CB	2.56	0.50
1:M:595:LEU:HD13	1:M:1244:LEU:HD13	1.93	0.50
1:M:298:PHE:CZ	1:M:325:SER:HA	2.42	0.50
1:M:595:LEU:HD22	1:M:1244:LEU:HD12	1.78	0.50
1:A:242:LEU:N	1:A:242:LEU:CD1	2.73	0.50
1:A:242:LEU:HD12	1:A:242:LEU:N	2.26	0.50
1:A:398:LYS:O	1:A:402:ILE:HG12	2.10	0.50
1:A:416:GLN:CA	1:A:416:GLN:NE2	2.73	0.50
1:A:621:ALA:HA	1:A:631:ALA:O	2.11	0.50
1:C:1217:GLY:O	1:C:1218:THR:CG2	2.54	0.50
1:C:242:LEU:HD12	1:C:242:LEU:N	2.26	0.50
1:C:347:ASN:C	1:C:348:LYS:HG2	2.31	0.50
1:G:1067:VAL:N	1:G:1081:PHE:O	2.40	0.50
1:G:1228:ASP:O	1:G:1229:PHE:HB2	2.12	0.50
1:G:317:CYS:SG	1:G:323:VAL:CG1	2.98	0.50
1:G:926:VAL:HB	1:G:938:LEU:O	2.10	0.50
1:I:1228:ASP:O	1:I:1229:PHE:HB2	2.12	0.50
1:I:575:GLU:HG3	1:I:575:GLU:O	2.10	0.50
1:K:332:ARG:CG	1:K:332:ARG:NH1	2.73	0.50
1:K:337:ARG:HD3	1:K:341:TYR:HE2	1.76	0.50
1:K:353:ILE:O	1:K:354:ARG:HG2	2.11	0.50
1:K:567:GLY:O	1:K:569:CYS:N	2.41	0.50
1:K:781:ILE:HD11	1:K:826:ILE:HA	1.94	0.50
1:K:883:SER:HB2	1:K:902:ASP:CB	2.39	0.50

Continued on next page...

Continued from previous page...

Atom-1	Atom-2	Interatomic distance (Å)	Clash overlap (Å)
1:M:353:ILE:O	1:M:354:ARG:HG2	2.11	0.50
1:M:837:THR:HG21	1:M:843:ILE:HD11	1.92	0.50
1:M:884:TRP:CZ3	1:M:885:VAL:O	2.64	0.50
1:A:1168:LEU:HD11	1:A:1171:GLU:CG	2.41	0.50
1:C:206:LEU:HD21	1:C:235:HIS:HD2	1.75	0.50
1:C:246:TRP:C	1:C:247:ASP:OD1	2.50	0.50
1:C:398:LYS:O	1:C:402:ILE:HG12	2.10	0.50
1:C:625:GLU:HG3	1:C:667:THR:HA	1.93	0.50
1:C:884:TRP:CZ3	1:C:885:VAL:O	2.64	0.50
1:E:244:ASP:O	1:E:245:VAL:CB	2.59	0.50
1:G:1176:HIS:HB3	1:G:1218:THR:CG2	2.40	0.50
1:G:242:LEU:N	1:G:242:LEU:CD1	2.73	0.50
1:G:246:TRP:C	1:G:247:ASP:OD1	2.50	0.50
1:I:1187:PRO:HD3	1:I:1229:PHE:CG	2.45	0.50
1:I:546:GLU:HB3	1:I:570:GLU:OE1	2.11	0.50
1:I:561:PRO:O	1:I:563:ILE:N	2.44	0.50
1:I:597:TRP:HZ2	1:I:603:ILE:HG12	1.70	0.50
1:K:108:SER:HA	1:K:111:ARG:HD2	1.94	0.50
1:K:1187:PRO:HD3	1:K:1229:PHE:CG	2.45	0.50
1:K:149:TRP:CZ3	1:K:260:ILE:HD11	2.46	0.50
1:K:557:ARG:HH21	1:K:1174:ALA:HB2	1.75	0.50
1:M:1164:LEU:CD1	1:M:1164:LEU:H	2.17	0.50
1:M:206:LEU:HD21	1:M:235:HIS:HD2	1.75	0.50
1:M:317:CYS:SG	1:M:323:VAL:CG1	2.98	0.50
1:M:327:ILE:HD13	1:M:353:ILE:HG21	1.92	0.50
1:M:572:GLU:HA	1:M:572:GLU:OE1	2.12	0.50
1:M:902:ASP:HB3	2:N:72:LYS:NZ	2.24	0.50
1:A:1153:ILE:HD11	1:A:1192:LEU:CD1	2.42	0.50
1:A:244:ASP:O	1:A:245:VAL:CB	2.59	0.50
1:A:246:TRP:C	1:A:247:ASP:OD1	2.50	0.50
1:A:347:ASN:O	1:A:348:LYS:CB	2.59	0.50
1:A:575:GLU:O	1:A:575:GLU:HG3	2.10	0.50
1:A:945:ARG:HG2	1:A:946:LEU:HG	1.92	0.50
1:C:125:VAL:HG12	1:C:125:VAL:O	2.11	0.50
1:C:575:GLU:HG3	1:C:575:GLU:O	2.10	0.50
1:E:1228:ASP:O	1:E:1229:PHE:HB2	2.12	0.50
1:E:762:SER:OG	1:E:764:ASP:OD1	2.25	0.50
1:G:326:LEU:HD23	1:G:353:ILE:CG2	2.41	0.50
1:G:389:LEU:HD21	1:G:395:VAL:CG1	2.42	0.50
1:G:529:TYR:HA	1:G:532:ILE:HG21	1.93	0.50
1:G:781:ILE:HD11	1:G:826:ILE:HA	1.94	0.50

Continued on next page...

Continued from previous page...

Atom-1	Atom-2	Interatomic distance (Å)	Clash overlap (Å)
1:G:837:THR:HG21	1:G:843:ILE:HD11	1.92	0.50
1:G:923:LYS:CB	1:G:940:VAL:HG21	2.41	0.50
1:I:1247:LEU:CD1	1:I:1248:GLU:N	2.73	0.50
1:I:246:TRP:C	1:I:247:ASP:OD1	2.50	0.50
1:I:353:ILE:O	1:I:354:ARG:HG2	2.11	0.50
1:I:389:LEU:HD21	1:I:395:VAL:CG1	2.42	0.50
1:I:762:SER:OG	1:I:764:ASP:OD1	2.25	0.50
1:I:879:ARG:HB3	1:I:921:MET:HE2	1.85	0.50
1:K:1176:HIS:HB3	1:K:1218:THR:CG2	2.40	0.50
1:K:1228:ASP:O	1:K:1229:PHE:HB2	2.12	0.50
1:K:229:ILE:HG22	1:K:233:ARG:CD	2.28	0.50
1:K:327:ILE:HD13	1:K:353:ILE:HG21	1.92	0.50
1:M:108:SER:HA	1:M:111:ARG:HD2	1.94	0.50
1:M:1153:ILE:HD11	1:M:1192:LEU:CD1	2.42	0.50
1:M:561:PRO:CB	1:M:1214:TYR:CD2	2.87	0.50
1:M:337:ARG:HD3	1:M:341:TYR:HE2	1.76	0.50
1:M:416:GLN:NE2	1:M:416:GLN:CA	2.73	0.50
1:M:318:LYS:HD3	1:M:439:ASP:CB	2.41	0.50
1:A:337:ARG:HD3	1:A:341:TYR:HE2	1.76	0.50
1:A:845:TYR:OH	1:A:888:VAL:O	2.25	0.50
1:C:108:SER:HA	1:C:111:ARG:HD2	1.94	0.50
1:C:1153:ILE:HD11	1:C:1192:LEU:CD1	2.42	0.50
1:C:779:LYS:NZ	1:C:827:HIS:O	2.43	0.50
1:E:1149:GLY:N	1:E:1180:VAL:CG2	2.74	0.50
1:E:125:VAL:O	1:E:125:VAL:HG12	2.11	0.50
1:E:546:GLU:HB3	1:E:570:GLU:OE1	2.11	0.50
1:E:781:ILE:HD11	1:E:826:ILE:HA	1.93	0.50
1:E:903:ASP:O	1:E:904:GLN:CB	2.57	0.50
1:G:337:ARG:HD3	1:G:341:TYR:HE2	1.76	0.50
1:G:353:ILE:O	1:G:354:ARG:HG2	2.11	0.50
1:I:1153:ILE:HD11	1:I:1192:LEU:CD1	2.42	0.50
1:K:160:LYS:CB	1:K:160:LYS:NZ	2.73	0.50
1:K:546:GLU:HB3	1:K:570:GLU:OE1	2.11	0.50
1:K:639:LEU:N	1:K:653:ILE:HG21	2.22	0.50
1:K:762:SER:OG	1:K:764:ASP:OD1	2.25	0.50
1:M:229:ILE:O	1:M:233:ARG:HG2	2.11	0.50
1:M:560:PHE:O	1:M:561:PRO:C	2.49	0.50
1:A:1228:ASP:O	1:A:1229:PHE:CB	2.59	0.50
1:A:837:THR:HG21	1:A:843:ILE:HD11	1.92	0.50
1:C:1247:LEU:CD1	1:C:1248:GLU:N	2.73	0.50
1:C:229:ILE:O	1:C:233:ARG:HG2	2.11	0.50

Continued on next page...

Continued from previous page...

Atom-1	Atom-2	Interatomic distance (Å)	Clash overlap (Å)
1:E:528:GLU:O	1:E:532:ILE:HG22	2.10	0.50
1:G:1149:GLY:N	1:G:1180:VAL:CG2	2.74	0.50
1:G:244:ASP:O	1:G:245:VAL:CB	2.59	0.50
1:I:1031:ASN:HB3	1:I:1036:LYS:HB2	1.92	0.50
1:I:160:LYS:CB	1:I:160:LYS:NZ	2.73	0.50
1:I:560:PHE:O	1:I:561:PRO:C	2.49	0.50
1:I:903:ASP:O	1:I:904:GLN:CB	2.56	0.50
1:K:1153:ILE:HD11	1:K:1192:LEU:CD1	2.42	0.50
1:K:1167:PRO:CB	1:K:1202:TRP:CE2	2.93	0.50
1:M:1228:ASP:O	1:M:1229:PHE:CB	2.59	0.50
1:M:244:ASP:O	1:M:245:VAL:CB	2.59	0.50
1:M:945:ARG:HG2	1:M:946:LEU:HG	1.92	0.50
1:A:1149:GLY:N	1:A:1180:VAL:CG2	2.74	0.50
1:A:489:TYR:C	1:A:489:TYR:CD1	2.85	0.50
1:A:529:TYR:HA	1:A:532:ILE:HG21	1.93	0.50
1:A:607:SER:CB	1:A:907:ARG:HG2	2.42	0.50
1:A:903:ASP:O	1:A:904:GLN:CB	2.57	0.50
1:C:1149:GLY:N	1:C:1180:VAL:CG2	2.74	0.50
1:C:333:ASP:N	1:C:333:ASP:OD1	2.44	0.50
1:C:337:ARG:HD3	1:C:341:TYR:HE2	1.76	0.50
1:C:621:ALA:HA	1:C:631:ALA:O	2.11	0.50
1:C:639:LEU:HD23	1:C:653:ILE:HD13	1.90	0.50
1:E:327:ILE:HD13	1:E:353:ILE:CG2	2.40	0.50
1:G:561:PRO:CB	1:G:1214:TYR:CD2	2.86	0.50
1:G:560:PHE:O	1:G:561:PRO:C	2.49	0.50
1:I:125:VAL:HG12	1:I:125:VAL:O	2.11	0.50
1:I:333:ASP:N	1:I:333:ASP:OD1	2.44	0.50
1:I:416:GLN:CA	1:I:416:GLN:NE2	2.73	0.50
1:I:862:TYR:CE2	1:I:881:HIS:CB	2.92	0.50
1:K:246:TRP:C	1:K:247:ASP:OD1	2.50	0.50
1:K:347:ASN:C	1:K:348:LYS:HG2	2.31	0.50
1:M:1149:GLY:N	1:M:1180:VAL:CG2	2.74	0.50
1:M:229:ILE:HG22	1:M:233:ARG:CD	2.28	0.50
1:M:246:TRP:C	1:M:247:ASP:OD1	2.50	0.50
1:M:489:TYR:C	1:M:489:TYR:CD1	2.85	0.50
1:A:108:SER:HA	1:A:111:ARG:HD2	1.94	0.50
1:A:923:LYS:CG	1:A:940:VAL:HG23	2.42	0.50
1:C:1167:PRO:CB	1:C:1202:TRP:CE2	2.93	0.50
1:C:489:TYR:C	1:C:489:TYR:CD1	2.85	0.50
1:C:507:LEU:CD1	1:C:579:GLN:HG2	2.42	0.50
1:E:1176:HIS:CB	1:E:1218:THR:HB	2.36	0.50

Continued on next page...

Continued from previous page...

Atom-1	Atom-2	Interatomic distance (Å)	Clash overlap (Å)
1:E:137:GLN:NE2	1:E:173:LEU:HB3	2.24	0.50
1:G:180:GLY:HA3	1:G:237:ARG:C	2.33	0.50
1:G:333:ASP:OD1	1:G:333:ASP:N	2.44	0.50
1:G:457:HIS:NE2	1:G:493:SER:CB	2.72	0.50
1:G:548:LEU:O	1:G:551:ASN:N	2.45	0.50
1:I:108:SER:HA	1:I:111:ARG:HD2	1.94	0.50
1:I:1149:GLY:N	1:I:1180:VAL:CG2	2.74	0.50
1:I:244:ASP:O	1:I:245:VAL:CB	2.59	0.50
1:I:340:TYR:OH	1:I:352:ARG:HD2	2.12	0.50
1:K:1149:GLY:N	1:K:1180:VAL:CG2	2.74	0.50
1:K:489:TYR:C	1:K:489:TYR:CD1	2.85	0.50
1:K:461:ILE:CD1	1:K:491:MET:HG3	2.40	0.50
1:M:1168:LEU:HD11	1:M:1171:GLU:CG	2.41	0.50
1:M:179:PRO:CG	1:M:237:ARG:HH11	2.17	0.50
1:M:398:LYS:O	1:M:402:ILE:HG12	2.10	0.50
1:M:557:ARG:HG3	1:M:558:GLN:N	2.27	0.50
1:A:326:LEU:HD23	1:A:353:ILE:CG2	2.41	0.50
1:A:572:GLU:HA	1:A:572:GLU:OE1	2.11	0.50
1:C:326:LEU:HD23	1:C:353:ILE:CG2	2.41	0.50
1:C:353:ILE:O	1:C:354:ARG:HG2	2.11	0.50
1:E:1178:GLY:O	1:E:1179:TRP:CB	2.60	0.50
1:E:180:GLY:HA3	1:E:237:ARG:C	2.33	0.50
1:E:229:ILE:O	1:E:233:ARG:HG2	2.11	0.50
1:E:353:ILE:O	1:E:354:ARG:HG2	2.11	0.50
1:E:561:PRO:O	1:E:563:ILE:N	2.44	0.50
1:G:1247:LEU:CD1	1:G:1248:GLU:N	2.73	0.50
1:G:744:ASN:HB3	1:G:763:ALA:HB3	1.93	0.50
1:I:180:GLY:HA3	1:I:237:ARG:C	2.33	0.50
1:I:245:VAL:C	1:I:246:TRP:CD1	2.86	0.50
1:I:332:ARG:NH1	1:I:332:ARG:CG	2.73	0.50
1:I:505:PHE:HZ	1:I:540:VAL:CG1	2.17	0.50
1:I:639:LEU:N	1:I:653:ILE:HG21	2.22	0.50
1:I:779:LYS:NZ	1:I:827:HIS:O	2.43	0.50
1:K:595:LEU:HD13	1:K:1244:LEU:HD13	1.93	0.50
1:K:389:LEU:HD21	1:K:395:VAL:CG1	2.42	0.50
1:K:557:ARG:HG3	1:K:558:GLN:N	2.27	0.50
1:M:1167:PRO:CB	1:M:1202:TRP:CE2	2.93	0.50
1:M:1201:TRP:CE3	1:M:1210:SER:CB	2.87	0.50
1:M:507:LEU:CD1	1:M:579:GLN:HG2	2.42	0.50
1:M:597:TRP:CZ2	1:M:603:ILE:CG1	2.94	0.50
1:M:781:ILE:HD11	1:M:826:ILE:HA	1.94	0.50

Continued on next page...

Continued from previous page...

Atom-1	Atom-2	Interatomic distance (Å)	Clash overlap (Å)
1:A:523:ILE:HG12	1:A:548:LEU:HD13	1.94	0.49
1:C:561:PRO:CB	1:C:1214:TYR:CD2	2.86	0.49
1:E:108:SER:HA	1:E:111:ARG:HD2	1.94	0.49
1:E:1200:LYS:CD	1:E:1202:TRP:CE2	2.81	0.49
1:G:1171:GLU:CG	1:G:1172:GLY:N	2.68	0.49
1:G:546:GLU:HB3	1:G:570:GLU:OE1	2.11	0.49
1:I:548:LEU:O	1:I:551:ASN:N	2.45	0.49
1:I:557:ARG:HG3	1:I:558:GLN:N	2.27	0.49
1:I:883:SER:HB2	1:I:902:ASP:CB	2.39	0.49
1:K:1136:SER:HB2	1:K:1139:SER:HB3	1.94	0.49
1:K:229:ILE:O	1:K:233:ARG:HG2	2.11	0.49
1:K:409:GLU:HG3	1:M:340:TYR:HH	1.75	0.49
1:M:544:PHE:HD1	1:M:576:VAL:CG1	2.17	0.49
1:M:862:TYR:CE2	1:M:881:HIS:CB	2.92	0.49
1:A:1183:LEU:N	1:A:1183:LEU:CD1	2.73	0.49
1:A:1200:LYS:CD	1:A:1202:TRP:CE2	2.81	0.49
1:A:1225:VAL:HG12	1:A:1229:PHE:HA	1.94	0.49
1:A:389:LEU:HD21	1:A:395:VAL:CG1	2.42	0.49
1:A:419:VAL:HG11	1:A:426:CYS:HG	1.72	0.49
1:A:625:GLU:HG3	1:A:667:THR:HA	1.93	0.49
1:C:1187:PRO:HG2	1:C:1229:PHE:CB	2.42	0.49
1:C:1225:VAL:HG12	1:C:1229:PHE:HA	1.94	0.49
1:C:180:GLY:HA3	1:C:237:ARG:C	2.33	0.49
1:C:531:HIS:ND1	1:C:531:HIS:N	2.60	0.49
1:C:523:ILE:HG12	1:C:548:LEU:HD13	1.94	0.49
1:E:1153:ILE:HD11	1:E:1192:LEU:CD1	2.42	0.49
1:G:557:ARG:HG3	1:G:558:GLN:N	2.27	0.49
1:I:1212:THR:CG2	1:I:1213:PHE:H	2.12	0.49
1:I:327:ILE:HD13	1:I:353:ILE:HG21	1.92	0.49
1:I:625:GLU:HG3	1:I:667:THR:HA	1.93	0.49
1:K:1187:PRO:HG2	1:K:1229:PHE:CB	2.42	0.49
1:K:607:SER:CB	1:K:907:ARG:HG2	2.42	0.49
1:K:639:LEU:CG	1:K:653:ILE:HG21	2.36	0.49
1:K:922:LEU:CD1	1:K:1241:LEU:CD2	2.87	0.49
1:M:1213:PHE:O	1:M:1214:TYR:CB	2.49	0.49
1:M:245:VAL:C	1:M:246:TRP:CD1	2.86	0.49
1:M:332:ARG:CG	1:M:332:ARG:NH1	2.73	0.49
1:M:389:LEU:HD21	1:M:395:VAL:CG1	2.41	0.49
1:M:677:VAL:HG13	1:M:701:GLN:HG2	1.94	0.49
2:N:18:HIS:NE2	5:N:201:HEM:CHD	2.72	0.49
1:A:1181:THR:CG2	1:A:1221:LYS:HA	2.40	0.49

Continued on next page...

Continued from previous page...

Atom-1	Atom-2	Interatomic distance (Å)	Clash overlap (Å)
1:A:125:VAL:HG12	1:A:125:VAL:O	2.11	0.49
1:A:245:VAL:C	1:A:246:TRP:CD1	2.86	0.49
1:A:340:TYR:OH	1:A:352:ARG:HD2	2.12	0.49
1:A:391:LYS:HA	1:A:442:VAL:HG21	1.94	0.49
1:C:1151:ILE:H	1:C:1167:PRO:CD	2.19	0.49
1:C:389:LEU:HD21	1:C:395:VAL:CG1	2.42	0.49
1:C:544:PHE:HD1	1:C:576:VAL:CG1	2.16	0.49
1:E:557:ARG:HG3	1:E:558:GLN:N	2.27	0.49
1:E:570:GLU:CG	1:E:571:PRO:HD2	2.42	0.49
1:E:572:GLU:OE1	1:E:572:GLU:HA	2.11	0.49
1:G:108:SER:HA	1:G:111:ARG:HD2	1.94	0.49
1:G:1153:ILE:HD11	1:G:1192:LEU:CD1	2.42	0.49
1:G:1178:GLY:O	1:G:1179:TRP:CB	2.60	0.49
1:G:595:LEU:HD13	1:G:1244:LEU:HD13	1.93	0.49
1:G:607:SER:CB	1:G:907:ARG:HG2	2.42	0.49
1:G:667:THR:OG1	1:G:708:THR:O	2.29	0.49
1:G:903:ASP:O	1:G:904:GLN:CB	2.56	0.49
1:I:572:GLU:HA	1:I:572:GLU:OE1	2.12	0.49
1:K:1031:ASN:HB3	1:K:1036:LYS:HB2	1.92	0.49
1:K:180:GLY:HA3	1:K:237:ARG:C	2.33	0.49
1:K:560:PHE:O	1:K:561:PRO:C	2.49	0.49
1:M:1006:VAL:HA	1:M:1022:SER:HB2	1.94	0.49
1:M:1136:SER:HB2	1:M:1139:SER:HB3	1.94	0.49
1:M:1220:LEU:HD11	1:M:1236:ASP:OD2	2.12	0.49
1:M:347:ASN:O	1:M:348:LYS:CB	2.59	0.49
1:M:657:GLU:HB3	1:M:680:LYS:HD2	1.92	0.49
1:A:1006:VAL:HA	1:A:1022:SER:HB2	1.94	0.49
1:A:557:ARG:HG3	1:A:558:GLN:N	2.27	0.49
1:C:1168:LEU:HD11	1:C:1171:GLU:HG2	1.94	0.49
1:C:359:TYR:CD1	1:C:359:TYR:C	2.85	0.49
1:C:781:ILE:HD11	1:C:826:ILE:HA	1.93	0.49
1:E:1225:VAL:HG12	1:E:1229:PHE:HA	1.94	0.49
1:G:1228:ASP:O	1:G:1229:PHE:CB	2.59	0.49
1:G:1187:PRO:CG	1:G:1229:PHE:HB3	2.40	0.49
1:G:391:LYS:HA	1:G:442:VAL:HG21	1.94	0.49
1:G:507:LEU:CD1	1:G:579:GLN:HG2	2.42	0.49
1:G:570:GLU:CG	1:G:571:PRO:HD2	2.42	0.49
1:I:1016:LYS:HA	1:I:1032:TRP:NE1	2.28	0.49
1:G:146:GLU:HG2	1:I:111:ARG:NH1	2.19	0.49
1:I:1183:LEU:N	1:I:1183:LEU:CD1	2.73	0.49
1:I:391:LYS:HA	1:I:442:VAL:HG21	1.94	0.49

Continued on next page...

Continued from previous page...

Atom-1	Atom-2	Interatomic distance (Å)	Clash overlap (Å)
1:I:607:SER:CB	1:I:907:ARG:HG2	2.42	0.49
1:K:244:ASP:O	1:K:245:VAL:CB	2.59	0.49
1:K:625:GLU:HG3	1:K:667:THR:HA	1.93	0.49
1:A:862:TYR:HD1	1:A:885:VAL:H	1.56	0.49
1:C:1016:LYS:HA	1:C:1032:TRP:NE1	2.28	0.49
1:C:138:GLN:NE2	1:C:139:LYS:N	2.60	0.49
1:C:334:PHE:CB	1:C:337:ARG:CD	2.87	0.49
1:C:453:LEU:CD1	1:C:454:GLN:N	2.73	0.49
1:E:1247:LEU:CD1	1:E:1248:GLU:N	2.73	0.49
1:E:548:LEU:O	1:E:551:ASN:N	2.45	0.49
1:E:853:HIS:O	1:E:869:THR:N	2.39	0.49
1:G:138:GLN:NE2	1:G:139:LYS:N	2.60	0.49
1:G:334:PHE:CB	1:G:337:ARG:CD	2.87	0.49
1:G:347:ASN:C	1:G:348:LYS:HG2	2.31	0.49
1:G:544:PHE:HD1	1:G:576:VAL:CG1	2.17	0.49
1:G:883:SER:HB2	1:G:902:ASP:CB	2.39	0.49
1:I:595:LEU:HG	1:I:1201:TRP:HH2	1.71	0.49
1:I:507:LEU:CD1	1:I:579:GLN:HG2	2.42	0.49
1:K:1016:LYS:HA	1:K:1032:TRP:NE1	2.28	0.49
1:K:1247:LEU:CD1	1:K:1248:GLU:N	2.73	0.49
1:K:453:LEU:CD1	1:K:454:GLN:N	2.73	0.49
1:K:507:LEU:CD1	1:K:579:GLN:HG2	2.42	0.49
1:K:677:VAL:HG13	1:K:701:GLN:HG2	1.94	0.49
1:M:1181:THR:CG2	1:M:1221:LYS:HA	2.40	0.49
1:M:180:GLY:HA3	1:M:237:ARG:C	2.33	0.49
1:M:923:LYS:CB	1:M:940:VAL:HG21	2.41	0.49
1:A:1016:LYS:HA	1:A:1032:TRP:NE1	2.27	0.49
1:A:1220:LEU:CD1	1:A:1236:ASP:OD2	2.61	0.49
1:A:180:GLY:HA3	1:A:237:ARG:C	2.33	0.49
1:A:283:GLU:OE1	1:A:284:SER:O	2.31	0.49
1:A:505:PHE:CZ	1:A:540:VAL:CG1	2.90	0.49
1:C:1183:LEU:CD1	1:C:1183:LEU:N	2.73	0.49
1:C:1228:ASP:O	1:C:1229:PHE:HB2	2.12	0.49
1:C:1220:LEU:CD1	1:C:1236:ASP:OD2	2.61	0.49
1:C:557:ARG:HG3	1:C:558:GLN:N	2.27	0.49
1:C:570:GLU:CG	1:C:571:PRO:HD2	2.42	0.49
1:E:1016:LYS:HA	1:E:1032:TRP:NE1	2.28	0.49
1:E:1136:SER:HB2	1:E:1139:SER:HB3	1.94	0.49
1:E:1168:LEU:HD11	1:E:1171:GLU:HG2	1.94	0.49
1:E:1220:LEU:HD11	1:E:1236:ASP:OD2	2.12	0.49
1:E:333:ASP:N	1:E:333:ASP:OD1	2.44	0.49

Continued on next page...

Continued from previous page...

Atom-1	Atom-2	Interatomic distance (Å)	Clash overlap (Å)
1:E:507:LEU:CD1	1:E:579:GLN:HG2	2.42	0.49
1:G:1016:LYS:HA	1:G:1032:TRP:NE1	2.28	0.49
1:G:1168:LEU:HD11	1:G:1171:GLU:HG2	1.94	0.49
1:G:1232:TYR:OH	1:G:1234:THR:CB	2.59	0.49
1:I:1175:THR:HG1	1:I:1176:HIS:CE1	2.29	0.49
1:I:140:LEU:O	1:I:143:LEU:HD22	2.13	0.49
1:K:1006:VAL:HA	1:K:1022:SER:HB2	1.94	0.49
1:K:1220:LEU:HD11	1:K:1236:ASP:OD2	2.13	0.49
1:K:359:TYR:C	1:K:359:TYR:CD1	2.86	0.49
1:M:340:TYR:OH	1:M:352:ARG:HD2	2.12	0.49
1:M:391:LYS:HA	1:M:442:VAL:HG21	1.94	0.49
1:M:607:SER:CB	1:M:907:ARG:HG2	2.42	0.49
1:A:1168:LEU:HD11	1:A:1171:GLU:HG2	1.94	0.49
1:A:818:LYS:HD3	1:A:842:THR:HG23	1.95	0.49
1:C:1176:HIS:HB2	1:C:1218:THR:CB	2.38	0.49
1:C:327:ILE:CD1	1:C:353:ILE:HG21	2.43	0.49
1:C:922:LEU:CD1	1:C:1241:LEU:CD2	2.87	0.49
1:E:1220:LEU:CD1	1:E:1236:ASP:OD2	2.61	0.49
1:E:677:VAL:HG13	1:E:701:GLN:HG2	1.94	0.49
1:G:245:VAL:C	1:G:246:TRP:CD1	2.86	0.49
1:G:332:ARG:NH1	1:G:332:ARG:CG	2.73	0.49
1:G:340:TYR:OH	1:G:352:ARG:HD2	2.12	0.49
1:G:818:LYS:HD3	1:G:842:THR:HG23	1.95	0.49
1:I:1178:GLY:O	1:I:1179:TRP:CB	2.60	0.49
1:I:138:GLN:NE2	1:I:139:LYS:N	2.60	0.49
1:I:531:HIS:N	1:I:531:HIS:ND1	2.60	0.49
1:I:744:ASN:HB3	1:I:763:ALA:HB3	1.93	0.49
1:I:879:ARG:CB	1:I:921:MET:SD	3.01	0.49
1:K:1220:LEU:CD1	1:K:1236:ASP:OD2	2.61	0.49
1:K:340:TYR:OH	1:K:352:ARG:HD2	2.12	0.49
1:K:434:ARG:NH2	1:K:434:ARG:HG3	2.28	0.49
1:K:920:VAL:HG12	1:K:921:MET:N	2.24	0.49
1:M:1228:ASP:O	1:M:1229:PHE:HB2	2.12	0.49
1:M:283:GLU:OE1	1:M:284:SER:O	2.31	0.49
1:A:138:GLN:NE2	1:A:139:LYS:N	2.60	0.49
1:A:143:LEU:N	1:A:143:LEU:CD2	2.75	0.49
1:A:531:HIS:ND1	1:A:531:HIS:N	2.60	0.49
1:C:818:LYS:HD3	1:C:842:THR:HG23	1.95	0.49
1:E:389:LEU:HD21	1:E:395:VAL:CG1	2.42	0.49
1:E:818:LYS:HD3	1:E:842:THR:HG23	1.95	0.49
1:E:883:SER:HB2	1:E:902:ASP:CB	2.39	0.49

Continued on next page...

Continued from previous page...

Atom-1	Atom-2	Interatomic distance (Å)	Clash overlap (Å)
1:E:845:TYR:OH	1:E:888:VAL:O	2.25	0.49
1:E:607:SER:CB	1:E:907:ARG:HG2	2.42	0.49
1:G:1136:SER:HB2	1:G:1139:SER:HB3	1.94	0.49
1:G:431:LYS:HZ3	1:I:336:ASN:CB	2.12	0.49
1:G:582:LEU:C	1:G:582:LEU:HD23	2.33	0.49
1:G:639:LEU:N	1:G:653:ILE:HG21	2.22	0.49
2:H:14:CYS:CB	5:H:201:HEM:HAB	2.43	0.49
1:I:570:GLU:CG	1:I:571:PRO:HD2	2.42	0.49
1:I:818:LYS:HD3	1:I:842:THR:HG23	1.95	0.49
1:K:140:LEU:O	1:K:143:LEU:HD22	2.13	0.49
1:K:317:CYS:SG	1:K:323:VAL:CG1	2.98	0.49
1:K:582:LEU:HD23	1:K:582:LEU:C	2.33	0.49
1:K:879:ARG:CB	1:K:921:MET:SD	3.01	0.49
1:M:1016:LYS:HA	1:M:1032:TRP:NE1	2.28	0.49
1:M:1220:LEU:CD1	1:M:1236:ASP:OD2	2.61	0.49
1:M:138:GLN:NE2	1:M:139:LYS:N	2.60	0.49
1:M:140:LEU:O	1:M:143:LEU:HD22	2.13	0.49
2:N:14:CYS:CB	5:N:201:HEM:HAB	2.43	0.49
1:A:1220:LEU:HD11	1:A:1236:ASP:OD2	2.12	0.49
1:A:582:LEU:HD23	1:A:582:LEU:C	2.33	0.49
1:A:781:ILE:HD11	1:A:826:ILE:HA	1.93	0.49
1:C:1006:VAL:HA	1:C:1022:SER:HB2	1.94	0.49
1:C:143:LEU:N	1:C:143:LEU:CD2	2.75	0.49
1:C:391:LYS:HA	1:C:442:VAL:HG21	1.94	0.49
1:C:457:HIS:NE2	1:C:493:SER:CB	2.72	0.49
1:E:1213:PHE:HE2	1:E:1215:THR:CA	2.26	0.49
1:E:245:VAL:C	1:E:246:TRP:CD1	2.86	0.49
1:E:327:ILE:CD1	1:E:353:ILE:HG21	2.43	0.49
1:E:434:ARG:HG3	1:E:434:ARG:NH2	2.28	0.49
1:G:531:HIS:N	1:G:531:HIS:ND1	2.61	0.49
1:G:523:ILE:HG12	1:G:548:LEU:HD13	1.94	0.49
1:G:879:ARG:CB	1:G:921:MET:SD	3.01	0.49
1:I:1168:LEU:HD11	1:I:1171:GLU:HG2	1.94	0.49
1:I:1213:PHE:HE2	1:I:1215:THR:CA	2.26	0.49
1:I:1236:ASP:OD1	1:I:1236:ASP:N	2.43	0.49
1:I:677:VAL:HG13	1:I:701:GLN:HG2	1.94	0.49
1:K:1200:LYS:CD	1:K:1202:TRP:CE2	2.81	0.49
1:K:245:VAL:C	1:K:246:TRP:CD1	2.86	0.49
1:K:572:GLU:OE1	1:K:572:GLU:HA	2.12	0.49
1:M:1176:HIS:HB3	1:M:1218:THR:CG2	2.40	0.49
1:M:327:ILE:CD1	1:M:353:ILE:HG21	2.43	0.49

Continued on next page...

Continued from previous page...

Atom-1	Atom-2	Interatomic distance (Å)	Clash overlap (Å)
1:M:394:LYS:CB	1:M:434:ARG:CB	2.80	0.49
1:M:434:ARG:HG3	1:M:434:ARG:NH2	2.28	0.49
1:M:505:PHE:HZ	1:M:540:VAL:CG1	2.17	0.49
1:M:879:ARG:CB	1:M:921:MET:SD	3.01	0.49
1:A:231:MET:SD	1:A:258:CYS:SG	2.97	0.49
1:A:327:ILE:CD1	1:A:353:ILE:HG21	2.43	0.49
1:E:1152:ARG:NE	1:E:1164:LEU:HD23	2.28	0.49
1:E:196:LEU:HD11	1:E:200:GLN:HE21	1.78	0.49
1:E:340:TYR:OH	1:E:352:ARG:HD2	2.12	0.49
1:E:505:PHE:CZ	1:E:540:VAL:CG1	2.90	0.49
1:G:1225:VAL:HG12	1:G:1229:PHE:HA	1.94	0.49
1:G:1233:VAL:CB	1:G:1243:ILE:HA	2.43	0.49
1:G:327:ILE:CD1	1:G:353:ILE:HG21	2.43	0.49
1:G:434:ARG:HG3	1:G:434:ARG:NH2	2.28	0.49
1:G:572:GLU:OE1	1:G:572:GLU:HA	2.11	0.49
1:G:677:VAL:HG13	1:G:701:GLN:HG2	1.94	0.49
1:I:434:ARG:HG3	1:I:434:ARG:NH2	2.28	0.49
1:K:1178:GLY:O	1:K:1179:TRP:CB	2.60	0.49
1:K:138:GLN:NE2	1:K:139:LYS:N	2.60	0.49
1:K:231:MET:SD	1:K:258:CYS:SG	2.97	0.49
1:M:1236:ASP:N	1:M:1236:ASP:OD1	2.43	0.49
1:M:625:GLU:HG3	1:M:667:THR:HA	1.93	0.49
1:M:818:LYS:HD3	1:M:842:THR:HG23	1.95	0.49
1:A:1152:ARG:NE	1:A:1164:LEU:HD23	2.28	0.48
1:A:140:LEU:O	1:A:143:LEU:HD22	2.13	0.48
1:A:171:HIS:NE2	1:A:175:GLU:CB	2.76	0.48
1:A:179:PRO:CG	1:A:237:ARG:HH11	2.17	0.48
1:A:677:VAL:HG13	1:A:701:GLN:HG2	1.94	0.48
1:A:864:VAL:HG22	1:A:885:VAL:HG11	1.95	0.48
1:A:999:ARG:CD	1:A:1030:TRP:CE2	2.96	0.48
1:C:1044:GLN:HG2	1:C:1068:LYS:HZ2	1.78	0.48
1:C:1136:SER:HB2	1:C:1139:SER:HB3	1.94	0.48
1:C:1220:LEU:HD11	1:C:1236:ASP:OD2	2.12	0.48
1:C:140:LEU:O	1:C:143:LEU:HD22	2.13	0.48
1:C:607:SER:CB	1:C:907:ARG:HG2	2.42	0.48
1:C:639:LEU:N	1:C:653:ILE:HG21	2.22	0.48
1:E:1176:HIS:O	1:E:1197:GLY:CA	2.59	0.48
1:E:391:LYS:HA	1:E:442:VAL:HG21	1.94	0.48
1:G:196:LEU:HD11	1:G:200:GLN:HE21	1.78	0.48
1:I:1136:SER:HB2	1:I:1139:SER:HB3	1.94	0.48
1:I:171:HIS:NE2	1:I:175:GLU:CB	2.76	0.48

Continued on next page...

Continued from previous page...

Atom-1	Atom-2	Interatomic distance (Å)	Clash overlap (Å)
1:K:196:LEU:HD11	1:K:200:GLN:HE21	1.78	0.48
1:K:523:ILE:HG12	1:K:548:LEU:HD13	1.94	0.48
1:K:999:ARG:CD	1:K:1030:TRP:CE2	2.96	0.48
1:M:1225:VAL:HG12	1:M:1229:PHE:HA	1.94	0.48
1:M:1233:VAL:CB	1:M:1243:ILE:HA	2.43	0.48
1:M:334:PHE:CB	1:M:337:ARG:CD	2.87	0.48
1:M:529:TYR:HA	1:M:532:ILE:HG21	1.93	0.48
1:M:667:THR:OG1	1:M:708:THR:O	2.29	0.48
1:M:864:VAL:HG22	1:M:885:VAL:HG11	1.95	0.48
1:A:1176:HIS:O	1:A:1197:GLY:CA	2.59	0.48
1:A:507:LEU:CD1	1:A:579:GLN:HG2	2.42	0.48
1:C:1233:VAL:CB	1:C:1243:ILE:HA	2.43	0.48
1:C:246:TRP:N	1:C:246:TRP:CD1	2.81	0.48
1:C:494:ALA:HB1	1:C:496:MET:HG2	1.95	0.48
1:C:572:GLU:OE1	1:C:572:GLU:HA	2.11	0.48
1:E:1187:PRO:CG	1:E:1229:PHE:HB3	2.40	0.48
1:E:246:TRP:N	1:E:246:TRP:CD1	2.81	0.48
1:E:453:LEU:CD1	1:E:454:GLN:N	2.73	0.48
1:G:1152:ARG:NE	1:G:1164:LEU:HD23	2.28	0.48
1:G:342:LEU:O	1:G:346:GLN:HG2	2.13	0.48
1:I:561:PRO:CB	1:I:1214:TYR:CD2	2.86	0.48
1:I:494:ALA:HB1	1:I:496:MET:HG2	1.95	0.48
1:K:1152:ARG:NE	1:K:1164:LEU:HD23	2.28	0.48
1:K:1233:VAL:CB	1:K:1243:ILE:HA	2.43	0.48
1:K:143:LEU:CD2	1:K:143:LEU:N	2.75	0.48
1:K:579:GLN:NE2	1:K:583:GLN:HB2	2.28	0.48
1:M:999:ARG:CD	1:M:1030:TRP:CE2	2.96	0.48
1:M:143:LEU:CD2	1:M:143:LEU:N	2.75	0.48
1:M:579:GLN:NE2	1:M:583:GLN:HB2	2.28	0.48
1:M:923:LYS:CG	1:M:940:VAL:HG23	2.42	0.48
1:A:1067:VAL:N	1:A:1081:PHE:O	2.40	0.48
1:A:196:LEU:HD11	1:A:200:GLN:HE21	1.78	0.48
1:A:494:ALA:HB1	1:A:496:MET:HG2	1.95	0.48
1:C:1176:HIS:O	1:C:1197:GLY:CA	2.59	0.48
1:C:1213:PHE:HE2	1:C:1215:THR:CA	2.26	0.48
1:C:196:LEU:HD11	1:C:200:GLN:HE21	1.78	0.48
1:C:317:CYS:SG	1:C:323:VAL:CG1	2.98	0.48
1:C:677:VAL:HG13	1:C:701:GLN:HG2	1.94	0.48
1:E:171:HIS:NE2	1:E:175:GLU:CB	2.76	0.48
1:E:457:HIS:NE2	1:E:493:SER:CB	2.72	0.48
1:E:494:ALA:HB1	1:E:496:MET:HG2	1.95	0.48

Continued on next page...

Continued from previous page...

Atom-1	Atom-2	Interatomic distance (Å)	Clash overlap (Å)
1:E:523:ILE:HG12	1:E:548:LEU:HD13	1.94	0.48
1:G:1220:LEU:CD1	1:G:1236:ASP:OD2	2.61	0.48
1:G:489:TYR:CD1	1:G:489:TYR:C	2.85	0.48
1:G:595:LEU:HD22	1:G:1244:LEU:HD12	1.78	0.48
1:I:1217:GLY:C	1:I:1218:THR:CG2	2.76	0.48
1:K:1176:HIS:O	1:K:1197:GLY:CA	2.59	0.48
1:K:246:TRP:CD1	1:K:246:TRP:N	2.81	0.48
1:K:347:ASN:O	1:K:348:LYS:CB	2.59	0.48
1:K:391:LYS:HA	1:K:442:VAL:HG21	1.94	0.48
1:K:570:GLU:CG	1:K:571:PRO:HD2	2.42	0.48
1:K:570:GLU:OE2	1:K:571:PRO:HD2	2.14	0.48
1:K:595:LEU:HG	1:K:1201:TRP:HH2	1.71	0.48
1:K:864:VAL:HG22	1:K:885:VAL:HG11	1.95	0.48
1:K:879:ARG:CB	1:K:921:MET:CE	2.73	0.48
2:L:17:CYS:HG	5:L:201:HEM:CAC	2.20	0.48
1:M:779:LYS:NZ	1:M:827:HIS:O	2.43	0.48
1:M:862:TYR:HD1	1:M:885:VAL:H	1.56	0.48
1:A:359:TYR:CD1	1:A:359:TYR:C	2.86	0.48
1:A:570:GLU:CG	1:A:571:PRO:HD2	2.42	0.48
1:A:597:TRP:CZ2	1:A:603:ILE:CG1	2.94	0.48
1:C:1208:GLU:HG3	1:C:1211:GLN:CG	2.44	0.48
1:C:245:VAL:C	1:C:246:TRP:CD1	2.86	0.48
1:C:283:GLU:OE1	1:C:284:SER:O	2.31	0.48
1:C:473:LEU:HD22	1:C:484:TYR:CE1	2.43	0.48
1:C:864:VAL:HG22	1:C:885:VAL:HG11	1.95	0.48
1:E:342:LEU:O	1:E:346:GLN:HG2	2.13	0.48
1:G:1175:THR:HG1	1:G:1176:HIS:CE1	2.30	0.48
1:G:246:TRP:N	1:G:246:TRP:CD1	2.81	0.48
1:I:1006:VAL:HA	1:I:1022:SER:HB2	1.94	0.48
1:I:1208:GLU:HG3	1:I:1211:GLN:CG	2.44	0.48
1:I:1220:LEU:HD11	1:I:1236:ASP:OD2	2.12	0.48
1:I:523:ILE:HG12	1:I:548:LEU:HD13	1.94	0.48
1:I:579:GLN:NE2	1:I:583:GLN:HB2	2.28	0.48
1:K:283:GLU:OE1	1:K:284:SER:O	2.31	0.48
1:K:531:HIS:N	1:K:531:HIS:ND1	2.60	0.48
1:M:359:TYR:C	1:M:359:TYR:CD1	2.85	0.48
1:M:494:ALA:HB1	1:M:496:MET:HG2	1.95	0.48
1:M:582:LEU:C	1:M:582:LEU:HD23	2.33	0.48
1:A:1136:SER:HA	1:A:1185:PHE:HD2	1.78	0.48
1:A:1175:THR:HG1	1:A:1176:HIS:CE1	2.31	0.48
1:A:1228:ASP:O	1:A:1229:PHE:HB2	2.12	0.48

Continued on next page...

Continued from previous page...

Atom-1	Atom-2	Interatomic distance (Å)	Clash overlap (Å)
1:C:340:TYR:OH	1:C:352:ARG:HD2	2.12	0.48
1:C:529:TYR:HA	1:C:532:ILE:HG21	1.93	0.48
1:C:845:TYR:OH	1:C:888:VAL:O	2.25	0.48
1:E:1233:VAL:CB	1:E:1243:ILE:HA	2.43	0.48
1:E:595:LEU:CD2	1:E:1244:LEU:CD1	2.48	0.48
1:E:283:GLU:OE1	1:E:284:SER:O	2.31	0.48
1:E:923:LYS:CB	1:E:940:VAL:HG21	2.41	0.48
1:G:1006:VAL:HA	1:G:1022:SER:HB2	1.94	0.48
1:G:283:GLU:OE1	1:G:284:SER:O	2.31	0.48
1:I:1220:LEU:CD1	1:I:1236:ASP:OD2	2.61	0.48
1:I:1187:PRO:HG2	1:I:1229:PHE:CB	2.42	0.48
1:I:327:ILE:CD1	1:I:353:ILE:HG21	2.43	0.48
1:I:489:TYR:CD1	1:I:489:TYR:C	2.85	0.48
1:I:864:VAL:HG22	1:I:885:VAL:HG11	1.95	0.48
1:K:1213:PHE:HE2	1:K:1215:THR:CA	2.26	0.48
1:K:342:LEU:O	1:K:346:GLN:HG2	2.13	0.48
1:K:507:LEU:HA	1:K:510:ILE:HD12	1.96	0.48
1:K:548:LEU:O	1:K:551:ASN:N	2.45	0.48
1:M:229:ILE:CG2	1:M:233:ARG:HD3	2.31	0.48
1:M:523:ILE:HG12	1:M:548:LEU:HD13	1.94	0.48
1:M:567:GLY:O	1:M:569:CYS:N	2.41	0.48
1:A:1233:VAL:CB	1:A:1243:ILE:HA	2.43	0.48
1:A:489:TYR:C	1:A:489:TYR:HD1	2.16	0.48
1:A:639:LEU:N	1:A:653:ILE:HG21	2.22	0.48
1:C:1187:PRO:CG	1:C:1229:PHE:HB3	2.40	0.48
1:C:1200:LYS:CD	1:C:1202:TRP:CE2	2.81	0.48
1:C:639:LEU:CG	1:C:653:ILE:HD12	2.43	0.48
1:C:667:THR:OG1	1:C:708:THR:O	2.29	0.48
1:C:879:ARG:CB	1:C:921:MET:SD	3.01	0.48
1:E:1232:TYR:OH	1:E:1234:THR:CB	2.59	0.48
1:E:138:GLN:NE2	1:E:139:LYS:N	2.60	0.48
1:E:143:LEU:N	1:E:143:LEU:CD2	2.75	0.48
1:E:747:ASN:ND2	1:E:801:VAL:O	2.38	0.48
1:G:140:LEU:O	1:G:143:LEU:HD22	2.13	0.48
1:G:143:LEU:N	1:G:143:LEU:CD2	2.75	0.48
1:G:374:MET:HE2	1:G:374:MET:HA	1.91	0.48
1:I:143:LEU:CD2	1:I:143:LEU:N	2.75	0.48
1:I:196:LEU:HD11	1:I:200:GLN:HE21	1.78	0.48
1:I:237:ARG:NH1	1:I:237:ARG:HG2	2.29	0.48
1:I:920:VAL:HG12	1:I:921:MET:N	2.25	0.48
1:K:1168:LEU:HD11	1:K:1171:GLU:HG2	1.94	0.48

Continued on next page...

Continued from previous page...

Atom-1	Atom-2	Interatomic distance (Å)	Clash overlap (Å)
1:K:374:MET:SD	1:K:374:MET:N	2.87	0.48
1:K:614:HIS:HE1	1:K:640:GLN:CG	1.83	0.48
1:K:818:LYS:HD3	1:K:842:THR:HG23	1.95	0.48
1:K:147:PRO:HG3	1:M:121:GLN:HE22	1.79	0.48
1:M:1220:LEU:HD23	1:M:1234:THR:CG2	2.43	0.48
1:M:171:HIS:NE2	1:M:175:GLU:CB	2.76	0.48
1:M:461:ILE:HD11	1:M:491:MET:CG	2.44	0.48
1:M:507:LEU:HA	1:M:510:ILE:HD12	1.96	0.48
1:M:531:HIS:ND1	1:M:531:HIS:N	2.60	0.48
1:A:147:PRO:HG3	1:C:121:GLN:HE22	1.79	0.48
1:A:332:ARG:CG	1:A:332:ARG:NH1	2.73	0.48
1:A:359:TYR:HE1	1:A:361:TYR:CD1	2.32	0.48
1:A:553:HIS:CB	1:A:610:VAL:CG1	2.89	0.48
1:C:145:GLY:O	1:C:146:GLU:HB2	2.14	0.48
1:C:374:MET:SD	1:C:374:MET:N	2.87	0.48
1:C:570:GLU:OE2	1:C:571:PRO:HD2	2.14	0.48
1:E:407:GLU:HG2	1:E:407:GLU:H	1.47	0.48
1:E:461:ILE:HD11	1:E:491:MET:CG	2.44	0.48
1:E:570:GLU:OE2	1:E:571:PRO:HD2	2.14	0.48
1:E:582:LEU:C	1:E:582:LEU:HD23	2.33	0.48
1:E:879:ARG:CB	1:E:921:MET:SD	3.01	0.48
2:F:14:CYS:CB	5:F:201:HEM:HAB	2.43	0.48
1:G:171:HIS:NE2	1:G:175:GLU:CB	2.76	0.48
1:G:579:GLN:NE2	1:G:583:GLN:HB2	2.28	0.48
1:G:864:VAL:HG22	1:G:885:VAL:HG11	1.95	0.48
1:I:1151:ILE:H	1:I:1167:PRO:CD	2.19	0.48
1:G:147:PRO:HG3	1:I:121:GLN:HE22	1.79	0.48
2:J:14:CYS:CB	5:J:201:HEM:HAB	2.43	0.48
1:K:1225:VAL:HG12	1:K:1229:PHE:HA	1.94	0.48
1:K:252:LYS:CA	1:K:252:LYS:CE	2.92	0.48
1:K:319:GLY:O	1:K:321:PRO:HD3	2.14	0.48
1:K:741:GLY:HA3	1:K:770:TRP:HZ2	1.78	0.48
2:L:14:CYS:CB	5:L:201:HEM:HAB	2.43	0.48
1:M:342:LEU:O	1:M:346:GLN:HG2	2.13	0.48
1:M:374:MET:N	1:M:374:MET:SD	2.87	0.48
1:M:553:HIS:CB	1:M:610:VAL:CG1	2.89	0.48
1:M:570:GLU:CG	1:M:571:PRO:HD2	2.42	0.48
1:A:145:GLY:O	1:A:146:GLU:HB2	2.14	0.48
1:A:260:ILE:O	1:A:260:ILE:HG13	2.05	0.48
1:A:319:GLY:O	1:A:321:PRO:HD3	2.14	0.48
1:A:374:MET:SD	1:A:374:MET:N	2.87	0.48

Continued on next page...

Continued from previous page...

Atom-1	Atom-2	Interatomic distance (Å)	Clash overlap (Å)
1:A:507:LEU:HA	1:A:510:ILE:HD12	1.96	0.48
1:A:741:GLY:HA3	1:A:770:TRP:HZ2	1.78	0.48
1:A:879:ARG:CB	1:A:921:MET:SD	3.01	0.48
1:C:171:HIS:NE2	1:C:175:GLU:CB	2.76	0.48
1:C:319:GLY:O	1:C:321:PRO:HD3	2.14	0.48
1:C:579:GLN:NE2	1:C:583:GLN:HB2	2.28	0.48
1:E:1183:LEU:CD1	1:E:1183:LEU:N	2.73	0.48
1:E:1208:GLU:HG3	1:E:1211:GLN:CG	2.44	0.48
1:E:579:GLN:NE2	1:E:583:GLN:HB2	2.28	0.48
1:E:718:THR:OG1	1:E:726:LYS:HB2	2.14	0.48
1:G:1208:GLU:OE1	1:G:1208:GLU:N	2.47	0.48
1:G:862:TYR:CZ	1:G:881:HIS:CA	2.97	0.48
1:G:920:VAL:HG12	1:G:921:MET:N	2.25	0.48
1:G:923:LYS:CG	1:G:940:VAL:HG23	2.42	0.48
1:I:226:ARG:O	1:I:230:LEU:HG	2.14	0.48
1:I:342:LEU:O	1:I:346:GLN:HG2	2.13	0.48
1:I:461:ILE:HD11	1:I:491:MET:CG	2.44	0.48
1:I:570:GLU:OE2	1:I:571:PRO:HD2	2.14	0.48
1:K:137:GLN:NE2	1:K:173:LEU:HB3	2.23	0.48
1:K:237:ARG:NH1	1:K:237:ARG:HG2	2.29	0.48
1:K:394:LYS:CB	1:K:434:ARG:CB	2.80	0.48
1:M:319:GLY:O	1:M:321:PRO:HD3	2.14	0.48
1:M:489:TYR:HD1	1:M:489:TYR:C	2.16	0.48
1:A:1136:SER:HB2	1:A:1139:SER:HB3	1.94	0.48
1:A:1208:GLU:N	1:A:1208:GLU:OE1	2.47	0.48
1:A:317:CYS:SG	1:A:323:VAL:CG1	2.98	0.48
1:A:610:VAL:HG22	1:A:907:ARG:CG	2.43	0.48
1:C:1220:LEU:HD23	1:C:1234:THR:CG2	2.43	0.48
1:C:434:ARG:HG3	1:C:434:ARG:NH2	2.28	0.48
1:C:505:PHE:CZ	1:C:540:VAL:CG1	2.90	0.48
1:C:883:SER:HB2	1:C:902:ASP:CB	2.39	0.48
1:E:1208:GLU:OE1	1:E:1208:GLU:N	2.47	0.48
1:E:1220:LEU:HD23	1:E:1234:THR:CG2	2.43	0.48
1:E:140:LEU:O	1:E:143:LEU:HD22	2.13	0.48
1:E:226:ARG:O	1:E:230:LEU:HG	2.14	0.48
1:E:319:GLY:O	1:E:321:PRO:HD3	2.14	0.48
1:E:855:ALA:HB2	1:E:869:THR:HG23	1.96	0.48
1:E:862:TYR:CE2	1:E:881:HIS:CB	2.92	0.48
1:G:1220:LEU:HD23	1:G:1234:THR:CG2	2.43	0.48
1:G:1220:LEU:HD11	1:G:1236:ASP:OD2	2.12	0.48
1:G:662:CYS:SG	1:G:704:CYS:HA	2.54	0.48

Continued on next page...

Continued from previous page...

Atom-1	Atom-2	Interatomic distance (Å)	Clash overlap (Å)
1:I:1152:ARG:NE	1:I:1164:LEU:HD23	2.29	0.48
1:I:1225:VAL:HG12	1:I:1229:PHE:HA	1.94	0.48
1:I:507:LEU:HA	1:I:510:ILE:HD12	1.96	0.48
1:I:595:LEU:HD13	1:I:1244:LEU:HD13	1.93	0.48
1:I:597:TRP:CH2	1:I:603:ILE:HG12	2.43	0.48
1:I:999:ARG:CD	1:I:1030:TRP:CE2	2.96	0.48
1:M:1208:GLU:HG3	1:M:1211:GLN:CG	2.44	0.48
1:M:591:GLY:O	1:M:592:MET:CB	2.56	0.48
1:M:741:GLY:HA3	1:M:770:TRP:HZ2	1.78	0.48
1:A:237:ARG:HG2	1:A:237:ARG:NH1	2.29	0.48
1:A:252:LYS:CA	1:A:252:LYS:CE	2.92	0.48
2:B:14:CYS:CB	5:B:201:HEM:HAB	2.43	0.48
1:C:489:TYR:C	1:C:489:TYR:HD1	2.16	0.48
1:C:662:CYS:SG	1:C:704:CYS:HA	2.54	0.48
1:C:999:ARG:CD	1:C:1030:TRP:CE2	2.96	0.48
1:E:1167:PRO:CB	1:E:1202:TRP:CE2	2.93	0.48
1:E:128:THR:HG22	1:E:166:GLU:OE1	2.14	0.48
1:E:591:GLY:O	1:E:592:MET:CB	2.56	0.48
1:G:1183:LEU:CD1	1:G:1183:LEU:N	2.73	0.48
1:G:1213:PHE:HE2	1:G:1215:THR:CA	2.26	0.48
1:G:1181:THR:CG2	1:G:1221:LYS:HA	2.40	0.48
1:G:226:ARG:O	1:G:230:LEU:HG	2.14	0.48
1:G:298:PHE:CZ	1:G:325:SER:HA	2.42	0.48
1:G:879:ARG:CB	1:G:921:MET:CE	2.73	0.48
1:I:1176:HIS:O	1:I:1197:GLY:CA	2.59	0.48
1:I:1233:VAL:CB	1:I:1243:ILE:HA	2.43	0.48
1:I:252:LYS:CA	1:I:252:LYS:CE	2.92	0.48
1:I:374:MET:N	1:I:374:MET:SD	2.87	0.48
1:I:582:LEU:C	1:I:582:LEU:HD23	2.33	0.48
1:K:226:ARG:O	1:K:230:LEU:HG	2.14	0.48
1:M:1152:ARG:NE	1:M:1164:LEU:HD23	2.28	0.48
1:M:610:VAL:HG22	1:M:907:ARG:CG	2.43	0.48
1:M:853:HIS:O	1:M:869:THR:N	2.38	0.48
1:C:128:THR:HG22	1:C:166:GLU:OE1	2.14	0.47
1:C:226:ARG:O	1:C:230:LEU:HG	2.14	0.47
1:C:548:LEU:O	1:C:551:ASN:N	2.45	0.47
1:C:855:ALA:HB2	1:C:869:THR:HG23	1.96	0.47
1:E:1006:VAL:HA	1:E:1022:SER:HB2	1.94	0.47
1:E:489:TYR:C	1:E:489:TYR:CD1	2.85	0.47
1:E:610:VAL:HG22	1:E:907:ARG:CG	2.43	0.47
1:G:237:ARG:HG2	1:G:237:ARG:NH1	2.29	0.47

Continued on next page...

Continued from previous page...

Atom-1	Atom-2	Interatomic distance (Å)	Clash overlap (Å)
1:G:319:GLY:O	1:G:321:PRO:HD3	2.14	0.47
1:G:862:TYR:HD1	1:G:885:VAL:CB	2.22	0.47
1:I:1176:HIS:HB2	1:I:1218:THR:CB	2.38	0.47
1:I:741:GLY:HA3	1:I:770:TRP:HZ2	1.78	0.47
1:K:1220:LEU:HD23	1:K:1234:THR:CG2	2.43	0.47
1:K:595:LEU:CD2	1:K:1244:LEU:CD1	2.48	0.47
1:K:662:CYS:SG	1:K:704:CYS:HA	2.54	0.47
1:M:1176:HIS:O	1:M:1197:GLY:CA	2.59	0.47
1:M:1208:GLU:OE1	1:M:1208:GLU:N	2.47	0.47
1:M:1213:PHE:HE2	1:M:1215:THR:CA	2.26	0.47
1:M:145:GLY:O	1:M:146:GLU:HB2	2.14	0.47
1:M:252:LYS:CA	1:M:252:LYS:CE	2.92	0.47
1:M:543:ASN:CB	1:M:576:VAL:CG2	2.92	0.47
1:A:1213:PHE:HE2	1:A:1215:THR:CA	2.26	0.47
1:A:342:LEU:O	1:A:346:GLN:HG2	2.13	0.47
1:A:434:ARG:HG3	1:A:434:ARG:NH2	2.28	0.47
1:A:570:GLU:OE2	1:A:571:PRO:HD2	2.14	0.47
1:A:579:GLN:NE2	1:A:583:GLN:HB2	2.28	0.47
1:A:591:GLY:O	1:A:592:MET:CB	2.56	0.47
1:A:662:CYS:SG	1:A:704:CYS:HA	2.54	0.47
1:A:923:LYS:CB	1:A:940:VAL:HG21	2.41	0.47
1:C:1094:SER:HA	1:C:1135:PHE:CB	2.44	0.47
1:C:1175:THR:HG1	1:C:1176:HIS:CE1	2.31	0.47
1:C:1208:GLU:N	1:C:1208:GLU:OE1	2.47	0.47
1:C:342:LEU:O	1:C:346:GLN:HG2	2.13	0.47
1:C:494:ALA:O	1:C:495:LYS:CB	2.62	0.47
1:C:610:VAL:HG22	1:C:907:ARG:CG	2.43	0.47
1:E:1094:SER:HA	1:E:1135:PHE:CB	2.44	0.47
1:E:145:GLY:O	1:E:146:GLU:HB2	2.14	0.47
1:E:999:ARG:CD	1:E:1030:TRP:CE2	2.96	0.47
1:G:1176:HIS:O	1:G:1197:GLY:CA	2.59	0.47
1:G:1208:GLU:HG3	1:G:1211:GLN:CG	2.44	0.47
1:G:570:GLU:OE2	1:G:571:PRO:HD2	2.14	0.47
1:G:999:ARG:CD	1:G:1030:TRP:CE2	2.96	0.47
1:K:1136:SER:HA	1:K:1185:PHE:HD2	1.78	0.47
1:K:1236:ASP:N	1:K:1236:ASP:OD1	2.43	0.47
1:K:330:LEU:HD12	1:K:330:LEU:HA	1.74	0.47
1:K:494:ALA:HB1	1:K:496:MET:HG2	1.95	0.47
1:K:700:GLU:HB3	1:K:721:SER:HB2	1.96	0.47
1:M:1217:GLY:C	1:M:1218:THR:CG2	2.76	0.47
1:M:1187:PRO:HG2	1:M:1229:PHE:CB	2.42	0.47

Continued on next page...

Continued from previous page...

Atom-1	Atom-2	Interatomic distance (Å)	Clash overlap (Å)
1:M:226:ARG:O	1:M:230:LEU:HG	2.14	0.47
1:M:845:TYR:OH	1:M:888:VAL:O	2.25	0.47
1:A:543:ASN:CB	1:A:576:VAL:CG2	2.92	0.47
1:C:507:LEU:HA	1:C:510:ILE:HD12	1.96	0.47
1:C:582:LEU:C	1:C:582:LEU:HD23	2.33	0.47
1:E:237:ARG:HG2	1:E:237:ARG:NH1	2.29	0.47
1:E:334:PHE:CB	1:E:337:ARG:CD	2.87	0.47
1:E:374:MET:SD	1:E:374:MET:N	2.87	0.47
1:E:662:CYS:SG	1:E:704:CYS:HA	2.54	0.47
1:G:1135:PHE:CD1	1:G:1142:LEU:HD13	2.50	0.47
1:G:160:LYS:CB	1:G:160:LYS:HZ2	2.26	0.47
1:G:453:LEU:CD1	1:G:454:GLN:N	2.73	0.47
1:G:603:ILE:HD12	1:G:604:THR:HG1	1.79	0.47
1:G:762:SER:OG	1:G:764:ASP:OD1	2.25	0.47
1:G:855:ALA:HB2	1:G:869:THR:HG23	1.96	0.47
1:I:1135:PHE:CD1	1:I:1142:LEU:HD13	2.50	0.47
1:I:1176:HIS:HB3	1:I:1218:THR:CG2	2.40	0.47
1:I:1208:GLU:OE1	1:I:1208:GLU:N	2.47	0.47
1:I:283:GLU:OE1	1:I:284:SER:O	2.31	0.47
1:I:319:GLY:O	1:I:321:PRO:HD3	2.14	0.47
1:I:568:LEU:HG	1:I:568:LEU:H	1.50	0.47
1:I:639:LEU:CG	1:I:653:ILE:HG21	2.36	0.47
1:I:855:ALA:HB2	1:I:869:THR:HG23	1.96	0.47
1:K:1135:PHE:CD1	1:K:1142:LEU:HD13	2.50	0.47
1:M:1094:SER:HA	1:M:1135:PHE:CB	2.44	0.47
1:C:1136:SER:HA	1:C:1185:PHE:HD2	1.78	0.47
1:C:1152:ARG:NE	1:C:1164:LEU:HD23	2.28	0.47
1:C:237:ARG:HG2	1:C:237:ARG:NH1	2.29	0.47
1:C:260:ILE:HG13	1:C:260:ILE:O	2.05	0.47
1:C:700:GLU:HB3	1:C:721:SER:HB2	1.96	0.47
1:E:1135:PHE:CD1	1:E:1142:LEU:HD13	2.50	0.47
1:E:1181:THR:HG21	1:E:1221:LYS:CA	2.39	0.47
1:E:359:TYR:HE1	1:E:361:TYR:CD1	2.32	0.47
1:E:384:THR:HB	1:E:449:ASN:OD1	2.15	0.47
1:E:657:GLU:HB2	1:E:680:LYS:HD2	1.96	0.47
1:E:700:GLU:HB3	1:E:721:SER:HB2	1.96	0.47
1:G:330:LEU:HD22	1:G:353:ILE:HG22	1.97	0.47
1:G:845:TYR:OH	1:G:888:VAL:O	2.25	0.47
1:I:379:ILE:CD1	1:I:417:GLU:OE1	2.63	0.47
1:I:700:GLU:HB3	1:I:721:SER:HB2	1.96	0.47
1:K:1087:THR:CG2	2:L:39:LYS:CD	2.75	0.47

Continued on next page...

Continued from previous page...

Atom-1	Atom-2	Interatomic distance (Å)	Clash overlap (Å)
1:K:561:PRO:CB	1:K:1214:TYR:CD2	2.87	0.47
1:K:171:HIS:NE2	1:K:175:GLU:CB	2.76	0.47
1:K:543:ASN:CB	1:K:576:VAL:CG2	2.92	0.47
1:K:718:THR:OG1	1:K:726:LYS:HB2	2.14	0.47
1:M:1087:THR:CG2	2:N:39:LYS:CD	2.75	0.47
1:M:196:LEU:HD11	1:M:200:GLN:HE21	1.78	0.47
1:M:639:LEU:CG	1:M:653:ILE:HD12	2.43	0.47
1:M:718:THR:OG1	1:M:726:LYS:HB2	2.14	0.47
1:M:742:HIS:CE1	1:M:768:LYS:HD2	2.50	0.47
1:A:1220:LEU:HD23	1:A:1234:THR:CG2	2.43	0.47
1:C:568:LEU:H	1:C:568:LEU:HG	1.51	0.47
1:E:494:ALA:O	1:E:495:LYS:CB	2.62	0.47
1:E:531:HIS:ND1	1:E:531:HIS:N	2.61	0.47
1:G:1022:SER:OG	1:G:1023:ASP:N	2.48	0.47
1:G:128:THR:HG22	1:G:166:GLU:OE1	2.14	0.47
1:G:208:GLN:H	1:G:208:GLN:HG3	1.48	0.47
1:G:494:ALA:HB1	1:G:496:MET:HG2	1.95	0.47
1:I:884:TRP:O	1:I:885:VAL:C	2.53	0.47
1:K:327:ILE:CD1	1:K:353:ILE:HG21	2.43	0.47
1:K:379:ILE:CD1	1:K:417:GLU:OE1	2.63	0.47
1:K:489:TYR:C	1:K:489:TYR:HD1	2.16	0.47
1:K:553:HIS:CB	1:K:610:VAL:CG1	2.89	0.47
1:M:1057:ARG:HA	1:M:1071:ASN:HA	1.96	0.47
1:M:1136:SER:HA	1:M:1185:PHE:HD2	1.78	0.47
1:M:246:TRP:CD1	1:M:246:TRP:N	2.81	0.47
1:M:260:ILE:HG13	1:M:260:ILE:O	2.05	0.47
1:M:844:GLN:HB3	1:M:884:TRP:HZ2	1.80	0.47
1:A:1233:VAL:CG1	1:A:1243:ILE:HG23	2.45	0.47
1:A:457:HIS:NE2	1:A:493:SER:CB	2.72	0.47
1:A:718:THR:OG1	1:A:726:LYS:HB2	2.14	0.47
1:C:1135:PHE:CD1	1:C:1142:LEU:HD13	2.50	0.47
1:C:1232:TYR:OH	1:C:1234:THR:CB	2.59	0.47
1:C:379:ILE:CD1	1:C:417:GLU:OE1	2.63	0.47
1:C:384:THR:HB	1:C:449:ASN:OD1	2.15	0.47
1:C:923:LYS:CB	1:C:940:VAL:HG21	2.41	0.47
1:E:862:TYR:CZ	1:E:881:HIS:CA	2.97	0.47
1:G:862:TYR:CE2	1:G:881:HIS:CB	2.92	0.47
1:I:330:LEU:HD22	1:I:353:ILE:HG22	1.97	0.47
1:K:1057:ARG:HA	1:K:1071:ASN:HA	1.96	0.47
1:K:128:THR:HG22	1:K:166:GLU:OE1	2.14	0.47
1:K:145:GLY:O	1:K:146:GLU:HB2	2.14	0.47

Continued on next page...

Continued from previous page...

Atom-1	Atom-2	Interatomic distance (Å)	Clash overlap (Å)
1:K:667:THR:OG1	1:K:708:THR:O	2.29	0.47
1:K:923:LYS:CG	1:K:940:VAL:HG23	2.42	0.47
1:M:1168:LEU:HD11	1:M:1171:GLU:HG2	1.94	0.47
1:M:1247:LEU:CD1	1:M:1248:GLU:N	2.73	0.47
1:M:379:ILE:CD1	1:M:417:GLU:OE1	2.63	0.47
1:A:461:ILE:HD11	1:A:491:MET:HG3	1.97	0.47
1:C:1151:ILE:N	1:C:1167:PRO:HD2	2.24	0.47
1:C:330:LEU:HD12	1:C:330:LEU:HA	1.74	0.47
1:C:457:HIS:NE2	1:C:493:SER:OG	2.48	0.47
1:C:853:HIS:O	1:C:869:THR:N	2.39	0.47
1:C:861:GLN:N	1:C:884:TRP:CD1	2.83	0.47
1:E:1151:ILE:N	1:E:1167:PRO:HD2	2.24	0.47
1:E:330:LEU:HD22	1:E:353:ILE:HG22	1.97	0.47
1:G:374:MET:N	1:G:374:MET:SD	2.87	0.47
1:G:461:ILE:HD11	1:G:491:MET:CG	2.44	0.47
1:G:507:LEU:HA	1:G:510:ILE:HD12	1.96	0.47
1:G:753:PRO:HG3	1:G:810:GLY:HA3	1.97	0.47
1:I:1101:SER:HB3	1:I:1112:TRP:NE1	2.30	0.47
1:I:1166:ALA:N	1:I:1167:PRO:CD	2.78	0.47
1:I:639:LEU:CG	1:I:653:ILE:HD12	2.43	0.47
1:I:662:CYS:SG	1:I:704:CYS:HA	2.54	0.47
1:I:753:PRO:HG3	1:I:810:GLY:HA3	1.97	0.47
1:K:1208:GLU:OE1	1:K:1208:GLU:N	2.47	0.47
1:K:461:ILE:HD11	1:K:491:MET:CG	2.44	0.47
1:M:446:THR:O	1:M:450:CYS:HB3	2.15	0.47
1:M:700:GLU:HB3	1:M:721:SER:HB2	1.96	0.47
1:M:681:VAL:HG11	1:M:716:LEU:HD21	1.97	0.47
1:A:595:LEU:HG	1:A:1201:TRP:HH2	1.71	0.47
1:A:128:THR:HG22	1:A:166:GLU:OE1	2.14	0.47
1:A:259:GLN:H	1:A:259:GLN:HG2	1.56	0.47
1:A:379:ILE:CD1	1:A:417:GLU:OE1	2.63	0.47
1:A:457:HIS:NE2	1:A:493:SER:OG	2.48	0.47
1:C:591:GLY:O	1:C:592:MET:CB	2.56	0.47
1:C:657:GLU:HB2	1:C:680:LYS:HD2	1.96	0.47
1:C:741:GLY:HA3	1:C:770:TRP:HZ2	1.78	0.47
1:G:657:GLU:HB2	1:G:680:LYS:HD2	1.96	0.47
1:G:741:GLY:HA3	1:G:770:TRP:HZ2	1.78	0.47
1:I:1094:SER:HA	1:I:1135:PHE:CB	2.44	0.47
1:I:718:THR:OG1	1:I:726:LYS:HB2	2.14	0.47
1:K:473:LEU:HD22	1:K:484:TYR:CE1	2.43	0.47
1:K:903:ASP:OD1	1:K:1175:THR:HB	2.15	0.47

Continued on next page...

Continued from previous page...

Atom-1	Atom-2	Interatomic distance (Å)	Clash overlap (Å)
1:M:237:ARG:HG2	1:M:237:ARG:NH1	2.29	0.47
1:M:662:CYS:SG	1:M:704:CYS:HA	2.54	0.47
1:A:1208:GLU:HG3	1:A:1211:GLN:CG	2.44	0.47
1:A:1220:LEU:HD21	1:A:1234:THR:HG21	1.97	0.47
1:A:226:ARG:O	1:A:230:LEU:HG	2.14	0.47
1:C:330:LEU:HD22	1:C:353:ILE:HG22	1.97	0.47
1:C:461:ILE:HD11	1:C:491:MET:HG3	1.97	0.47
1:C:147:PRO:HG3	1:E:121:GLN:HE22	1.79	0.47
1:E:200:GLN:O	1:E:203:CYS:HB3	2.15	0.47
1:E:489:TYR:HD1	1:E:489:TYR:C	2.16	0.47
1:E:507:LEU:HA	1:E:510:ILE:HD12	1.96	0.47
1:G:1094:SER:HA	1:G:1135:PHE:CB	2.44	0.47
1:G:1136:SER:HA	1:G:1185:PHE:HD2	1.78	0.47
1:G:145:GLY:O	1:G:146:GLU:HB2	2.14	0.47
1:G:384:THR:HB	1:G:449:ASN:OD1	2.15	0.47
1:G:844:GLN:HB3	1:G:884:TRP:HZ2	1.80	0.47
1:I:903:ASP:OD1	1:I:1175:THR:HB	2.15	0.47
1:I:334:PHE:CB	1:I:337:ARG:HG2	2.45	0.47
1:K:610:VAL:HG22	1:K:907:ARG:CG	2.43	0.47
1:M:1135:PHE:CD1	1:M:1142:LEU:HD13	2.50	0.47
1:M:334:PHE:CB	1:M:337:ARG:HG2	2.45	0.47
1:A:1101:SER:HB3	1:A:1112:TRP:NE1	2.30	0.47
1:A:1176:HIS:HB3	1:A:1218:THR:CG2	2.40	0.47
1:A:246:TRP:N	1:A:246:TRP:CD1	2.81	0.47
1:A:384:THR:HB	1:A:449:ASN:OD1	2.15	0.47
1:A:394:LYS:CB	1:A:434:ARG:CB	2.80	0.47
1:A:629:ARG:HB2	1:A:642:PHE:O	2.15	0.47
1:A:727:LEU:HD13	1:A:758:LEU:HD22	1.97	0.47
1:A:920:VAL:HG12	1:A:921:MET:N	2.25	0.47
1:C:553:HIS:CB	1:C:610:VAL:CG1	2.89	0.47
1:C:862:TYR:CZ	1:C:881:HIS:CA	2.96	0.47
1:E:1136:SER:HA	1:E:1185:PHE:HD2	1.78	0.47
1:E:1200:LYS:CE	1:E:1211:GLN:HB3	2.45	0.47
1:E:445:LEU:O	1:E:449:ASN:N	2.48	0.47
1:E:457:HIS:CB	1:E:493:SER:HB2	2.44	0.47
1:E:543:ASN:CB	1:E:576:VAL:CG2	2.92	0.47
1:E:741:GLY:HA3	1:E:770:TRP:HZ2	1.78	0.47
1:E:753:PRO:HG3	1:E:810:GLY:HA3	1.97	0.47
1:E:884:TRP:O	1:E:885:VAL:C	2.53	0.47
1:G:1185:PHE:CD1	1:G:1192:LEU:CG	2.63	0.47
1:G:179:PRO:CG	1:G:237:ARG:HH11	2.17	0.47

Continued on next page...

Continued from previous page...

Atom-1	Atom-2	Interatomic distance (Å)	Clash overlap (Å)
1:G:252:LYS:CE	1:G:252:LYS:CA	2.92	0.47
1:G:379:ILE:CD1	1:G:417:GLU:OE1	2.63	0.47
1:G:409:GLU:HG3	1:I:340:TYR:HH	1.75	0.47
1:G:446:THR:O	1:G:450:CYS:HB3	2.15	0.47
1:G:529:TYR:HE1	1:G:533:LEU:HD13	1.80	0.47
1:G:639:LEU:CG	1:G:653:ILE:HD12	2.43	0.47
1:G:884:TRP:O	1:G:885:VAL:C	2.53	0.47
1:I:1057:ARG:HA	1:I:1071:ASN:HA	1.96	0.47
1:I:1232:TYR:OH	1:I:1234:THR:CB	2.59	0.47
1:I:128:THR:HG22	1:I:166:GLU:OE1	2.14	0.47
1:I:145:GLY:O	1:I:146:GLU:HB2	2.14	0.47
1:I:241:ILE:C	1:I:242:LEU:CD1	2.81	0.47
1:I:742:HIS:CE1	1:I:768:LYS:HD2	2.50	0.47
1:I:861:GLN:N	1:I:884:TRP:CD1	2.83	0.47
1:K:1204:VAL:HG12	1:K:1205:VAL:HG23	1.97	0.47
1:K:1208:GLU:HG3	1:K:1211:GLN:CG	2.44	0.47
1:K:681:VAL:HG11	1:K:716:LEU:HD21	1.97	0.47
1:K:742:HIS:CE1	1:K:768:LYS:HD2	2.50	0.47
1:K:753:PRO:HG3	1:K:810:GLY:HA3	1.97	0.47
1:M:903:ASP:OD1	1:M:1175:THR:HB	2.15	0.47
1:M:1204:VAL:HG12	1:M:1205:VAL:HG23	1.97	0.47
1:M:1220:LEU:HD21	1:M:1234:THR:HG21	1.97	0.47
1:M:200:GLN:O	1:M:203:CYS:HB3	2.15	0.47
1:A:1057:ARG:HA	1:A:1071:ASN:HA	1.96	0.47
1:A:446:THR:O	1:A:450:CYS:HB3	2.15	0.47
1:A:505:PHE:CE2	1:A:575:GLU:OE1	2.55	0.47
1:A:681:VAL:HG11	1:A:716:LEU:HD21	1.97	0.47
1:A:700:GLU:HB3	1:A:721:SER:HB2	1.96	0.47
1:A:884:TRP:O	1:A:885:VAL:C	2.53	0.47
1:C:457:HIS:CB	1:C:493:SER:HB2	2.44	0.47
1:E:1204:VAL:HG12	1:E:1205:VAL:HG23	1.97	0.47
1:G:1220:LEU:HD21	1:G:1234:THR:HG21	1.97	0.47
1:G:924:GLN:HB3	1:G:1238:LEU:CD1	2.45	0.47
1:G:306:LEU:HA	1:G:307:PRO:HD3	1.76	0.47
1:G:671:PHE:HE1	1:G:692:VAL:HG11	1.80	0.47
1:G:727:LEU:HD13	1:G:758:LEU:HD22	1.97	0.47
1:I:1044:GLN:HG2	1:I:1068:LYS:HZ2	1.80	0.47
1:I:1233:VAL:CG1	1:I:1243:ILE:HG23	2.45	0.47
1:I:489:TYR:HD1	1:I:489:TYR:C	2.16	0.47
1:I:543:ASN:CB	1:I:576:VAL:CG2	2.92	0.47
1:I:844:GLN:HB3	1:I:884:TRP:HZ2	1.80	0.47

Continued on next page...

Continued from previous page...

Atom-1	Atom-2	Interatomic distance (Å)	Clash overlap (Å)
1:M:359:TYR:HE1	1:M:361:TYR:CD1	2.32	0.47
1:M:529:TYR:HE1	1:M:533:LEU:HD13	1.80	0.47
1:M:570:GLU:OE2	1:M:571:PRO:HD2	2.14	0.47
1:A:1094:SER:HA	1:A:1135:PHE:CB	2.44	0.46
1:A:1187:PRO:HG2	1:A:1229:PHE:CB	2.42	0.46
1:A:461:ILE:HD11	1:A:491:MET:CG	2.44	0.46
1:A:573:THR:HA	1:A:577:TYR:CD2	2.47	0.46
1:C:1101:SER:HB3	1:C:1112:TRP:NE1	2.30	0.46
1:C:1233:VAL:CG1	1:C:1243:ILE:HG23	2.45	0.46
1:C:200:GLN:O	1:C:203:CYS:HB3	2.15	0.46
1:C:543:ASN:CB	1:C:576:VAL:CG2	2.93	0.46
1:E:334:PHE:CB	1:E:337:ARG:HG2	2.45	0.46
1:E:568:LEU:H	1:E:568:LEU:HG	1.51	0.46
1:E:629:ARG:HB2	1:E:642:PHE:O	2.15	0.46
1:G:1174:ALA:O	1:G:1175:THR:CG2	2.63	0.46
1:G:1200:LYS:CE	1:G:1211:GLN:HB3	2.45	0.46
1:G:1228:ASP:CB	1:G:1230:LYS:HG2	2.37	0.46
1:G:200:GLN:O	1:G:203:CYS:HB3	2.15	0.46
1:G:448:LYS:O	1:G:448:LYS:HG2	2.16	0.46
1:G:543:ASN:CB	1:G:576:VAL:CG2	2.93	0.46
1:I:200:GLN:O	1:I:203:CYS:HB3	2.15	0.46
1:I:553:HIS:CB	1:I:610:VAL:CG1	2.89	0.46
1:I:629:ARG:HB2	1:I:642:PHE:O	2.15	0.46
1:I:924:GLN:HB3	1:I:1238:LEU:CD1	2.45	0.46
1:K:844:GLN:HB3	1:K:884:TRP:HZ2	1.80	0.46
1:M:1233:VAL:CG1	1:M:1243:ILE:HG23	2.45	0.46
1:M:548:LEU:O	1:M:551:ASN:N	2.45	0.46
1:A:130:LYS:HB2	1:A:130:LYS:HE2	1.74	0.46
1:A:742:HIS:CE1	1:A:768:LYS:HD2	2.50	0.46
1:A:861:GLN:N	1:A:884:TRP:CD1	2.83	0.46
1:A:855:ALA:HB2	1:A:869:THR:HG23	1.96	0.46
1:A:861:GLN:N	1:A:884:TRP:HD1	2.14	0.46
1:C:1166:ALA:N	1:C:1167:PRO:CD	2.78	0.46
1:C:1182:ASP:CB	1:C:1223:ILE:HG23	2.45	0.46
1:C:727:LEU:HD13	1:C:758:LEU:HD22	1.97	0.46
1:C:861:GLN:N	1:C:884:TRP:HD1	2.14	0.46
1:C:875:VAL:CG1	1:C:915:CYS:SG	2.94	0.46
1:E:1174:ALA:O	1:E:1175:THR:CG2	2.63	0.46
1:E:1182:ASP:CB	1:E:1223:ILE:HG23	2.45	0.46
1:E:138:GLN:O	1:E:141:SER:HB3	2.16	0.46
1:E:457:HIS:NE2	1:E:493:SER:OG	2.48	0.46

Continued on next page...

Continued from previous page...

Atom-1	Atom-2	Interatomic distance (Å)	Clash overlap (Å)
1:E:861:GLN:N	1:E:884:TRP:CD1	2.83	0.46
1:G:1101:SER:HB3	1:G:1112:TRP:NE1	2.30	0.46
1:G:1181:THR:HG21	1:G:1221:LYS:CA	2.39	0.46
1:G:700:GLU:HB3	1:G:721:SER:HB2	1.96	0.46
1:G:742:HIS:CE1	1:G:768:LYS:HD2	2.50	0.46
1:G:861:GLN:N	1:G:884:TRP:CD1	2.83	0.46
1:I:137:GLN:HG2	1:I:173:LEU:CD1	2.45	0.46
1:I:446:THR:O	1:I:450:CYS:HB3	2.15	0.46
1:K:629:ARG:HB2	1:K:642:PHE:O	2.15	0.46
1:K:657:GLU:HB2	1:K:680:LYS:HD2	1.96	0.46
1:K:855:ALA:HB2	1:K:869:THR:HG23	1.96	0.46
1:M:1065:GLY:HA2	1:M:1088:VAL:HG23	1.97	0.46
1:M:1101:SER:HB3	1:M:1112:TRP:NE1	2.30	0.46
1:M:1182:ASP:CB	1:M:1223:ILE:HG23	2.45	0.46
1:M:138:GLN:O	1:M:141:SER:HB3	2.16	0.46
1:M:457:HIS:NE2	1:M:493:SER:OG	2.48	0.46
1:M:461:ILE:HD11	1:M:491:MET:HG3	1.97	0.46
1:M:671:PHE:HE1	1:M:692:VAL:HG11	1.81	0.46
1:M:727:LEU:HD13	1:M:758:LEU:HD22	1.98	0.46
1:M:762:SER:OG	1:M:764:ASP:OD1	2.26	0.46
1:M:855:ALA:HB2	1:M:869:THR:HG23	1.96	0.46
1:A:398:LYS:O	1:A:401:CYS:HB2	2.16	0.46
1:A:657:GLU:HB2	1:A:680:LYS:HD2	1.96	0.46
1:C:1181:THR:HG21	1:C:1221:LYS:CA	2.39	0.46
1:C:132:LEU:HD23	1:C:132:LEU:HA	1.76	0.46
1:C:514:THR:HG23	1:C:514:THR:O	2.15	0.46
1:C:629:ARG:HB2	1:C:642:PHE:O	2.15	0.46
1:C:718:THR:OG1	1:C:726:LYS:HB2	2.14	0.46
1:C:844:GLN:HB3	1:C:884:TRP:HZ2	1.80	0.46
1:E:390:GLN:NE2	1:E:489:TYR:HE2	2.14	0.46
1:E:727:LEU:HD13	1:E:758:LEU:HD22	1.97	0.46
1:E:742:HIS:CE1	1:E:768:LYS:HD2	2.50	0.46
1:E:864:VAL:HG22	1:E:885:VAL:HG11	1.95	0.46
1:E:924:GLN:HB3	1:E:1238:LEU:CD1	2.45	0.46
1:E:146:GLU:HG2	1:G:111:ARG:NH1	2.19	0.46
1:G:398:LYS:O	1:G:401:CYS:HB2	2.16	0.46
1:G:489:TYR:C	1:G:489:TYR:HD1	2.16	0.46
1:G:718:THR:OG1	1:G:726:LYS:HB2	2.14	0.46
1:I:1174:ALA:O	1:I:1175:THR:CG2	2.63	0.46
1:I:209:ASP:O	1:I:210:GLU:CB	2.63	0.46
1:I:448:LYS:HG2	1:I:448:LYS:O	2.15	0.46

Continued on next page...

Continued from previous page...

Atom-1	Atom-2	Interatomic distance (Å)	Clash overlap (Å)
1:I:727:LEU:HD13	1:I:758:LEU:HD22	1.97	0.46
1:K:1065:GLY:HA2	1:K:1088:VAL:HG23	1.97	0.46
1:K:1175:THR:HG1	1:K:1176:HIS:CE1	2.33	0.46
1:K:137:GLN:HG2	1:K:173:LEU:CD1	2.45	0.46
1:K:241:ILE:C	1:K:242:LEU:CD1	2.81	0.46
1:K:244:ASP:O	1:K:245:VAL:HG23	2.16	0.46
1:M:128:THR:HG22	1:M:166:GLU:OE1	2.14	0.46
1:M:629:ARG:HB2	1:M:642:PHE:O	2.15	0.46
1:M:657:GLU:HB2	1:M:680:LYS:HD2	1.96	0.46
1:A:1151:ILE:N	1:A:1167:PRO:HD2	2.24	0.46
1:A:1204:VAL:HG12	1:A:1205:VAL:HG23	1.97	0.46
1:A:208:GLN:H	1:A:208:GLN:HG3	1.48	0.46
1:A:209:ASP:O	1:A:210:GLU:CB	2.63	0.46
1:A:862:TYR:CZ	1:A:881:HIS:CA	2.96	0.46
1:C:1178:GLY:O	1:C:1179:TRP:CB	2.60	0.46
1:C:1204:VAL:HG12	1:C:1205:VAL:HG23	1.97	0.46
1:C:1220:LEU:HD21	1:C:1234:THR:HG21	1.97	0.46
1:C:209:ASP:O	1:C:210:GLU:CB	2.63	0.46
1:C:514:THR:HG21	1:C:555:LEU:HD11	1.97	0.46
1:C:742:HIS:CE1	1:C:768:LYS:HD2	2.50	0.46
1:E:1174:ALA:C	1:E:1175:THR:HG23	2.36	0.46
1:E:1233:VAL:CG1	1:E:1243:ILE:HG23	2.45	0.46
1:E:1220:LEU:HD21	1:E:1234:THR:HG21	1.97	0.46
1:G:1174:ALA:C	1:G:1175:THR:HG23	2.36	0.46
1:G:138:GLN:O	1:G:141:SER:HB3	2.16	0.46
1:I:138:GLN:O	1:I:141:SER:HB3	2.16	0.46
1:I:922:LEU:CD1	1:I:1241:LEU:CD2	2.87	0.46
1:K:200:GLN:O	1:K:203:CYS:HB3	2.15	0.46
1:K:209:ASP:O	1:K:210:GLU:CB	2.63	0.46
1:K:448:LYS:O	1:K:448:LYS:HG2	2.15	0.46
1:K:727:LEU:HD13	1:K:758:LEU:HD22	1.97	0.46
1:K:862:TYR:CE2	1:K:881:HIS:CB	2.92	0.46
1:M:398:LYS:O	1:M:401:CYS:HB2	2.16	0.46
1:M:884:TRP:O	1:M:885:VAL:C	2.53	0.46
1:A:1145:GLY:HA2	1:A:1151:ILE:HD13	1.98	0.46
1:A:1178:GLY:O	1:A:1179:TRP:CB	2.60	0.46
1:A:1208:GLU:HG3	1:A:1211:GLN:NE2	2.31	0.46
1:C:1212:THR:CG2	1:C:1213:PHE:H	2.12	0.46
1:E:928:VAL:HG12	1:E:937:VAL:CB	2.46	0.46
1:G:1051:ARG:O	1:G:1058:LEU:HD12	2.16	0.46
1:G:1151:ILE:N	1:G:1167:PRO:HD2	2.24	0.46

Continued on next page...

Continued from previous page...

Atom-1	Atom-2	Interatomic distance (Å)	Clash overlap (Å)
1:G:903:ASP:OD1	1:G:1175:THR:HB	2.15	0.46
1:G:1233:VAL:CG1	1:G:1243:ILE:HG23	2.45	0.46
1:G:130:LYS:HB2	1:G:130:LYS:HE2	1.73	0.46
1:G:155:MET:HB2	1:G:155:MET:HE2	1.90	0.46
1:G:507:LEU:HD23	1:G:510:ILE:HD12	1.98	0.46
1:G:861:GLN:N	1:G:884:TRP:HD1	2.14	0.46
1:I:1136:SER:HA	1:I:1185:PHE:HD2	1.78	0.46
1:I:1220:LEU:HD23	1:I:1234:THR:CG2	2.43	0.46
1:I:529:TYR:HE1	1:I:533:LEU:HD13	1.80	0.46
1:K:1022:SER:OG	1:K:1023:ASP:N	2.48	0.46
1:K:1166:ALA:N	1:K:1167:PRO:CD	2.78	0.46
1:K:298:PHE:CZ	1:K:325:SER:HA	2.42	0.46
1:K:330:LEU:HD22	1:K:353:ILE:HG22	1.97	0.46
1:K:445:LEU:O	1:K:449:ASN:N	2.48	0.46
1:K:457:HIS:NE2	1:K:493:SER:OG	2.48	0.46
1:K:507:LEU:HD23	1:K:510:ILE:HD12	1.98	0.46
1:K:861:GLN:N	1:K:884:TRP:CD1	2.83	0.46
1:M:1022:SER:OG	1:M:1023:ASP:N	2.48	0.46
1:M:1208:GLU:HG3	1:M:1211:GLN:NE2	2.31	0.46
1:M:244:ASP:O	1:M:245:VAL:HG23	2.16	0.46
1:M:384:THR:HB	1:M:449:ASN:OD1	2.15	0.46
1:M:862:TYR:HD1	1:M:885:VAL:CB	2.22	0.46
1:M:861:GLN:N	1:M:884:TRP:CD1	2.83	0.46
1:A:244:ASP:O	1:A:245:VAL:HG23	2.16	0.46
1:A:330:LEU:HD22	1:A:353:ILE:HG22	1.97	0.46
1:A:390:GLN:NE2	1:A:489:TYR:HE2	2.14	0.46
1:A:448:LYS:O	1:A:448:LYS:HG2	2.15	0.46
1:A:514:THR:HG21	1:A:555:LEU:HD11	1.97	0.46
1:A:568:LEU:H	1:A:568:LEU:HG	1.51	0.46
1:A:671:PHE:HE1	1:A:692:VAL:HG11	1.80	0.46
1:C:1145:GLY:HA2	1:C:1151:ILE:HD13	1.98	0.46
1:C:1200:LYS:CE	1:C:1211:GLN:HB3	2.45	0.46
1:C:138:GLN:O	1:C:141:SER:HB3	2.16	0.46
1:C:448:LYS:O	1:C:448:LYS:HG2	2.15	0.46
1:C:390:GLN:NE2	1:C:489:TYR:HE2	2.14	0.46
1:E:209:ASP:O	1:E:210:GLU:CB	2.63	0.46
1:E:252:LYS:CE	1:E:252:LYS:CA	2.92	0.46
1:E:379:ILE:CD1	1:E:417:GLU:OE1	2.63	0.46
1:E:398:LYS:O	1:E:401:CYS:HB2	2.16	0.46
1:E:446:THR:O	1:E:450:CYS:HB3	2.15	0.46
1:E:461:ILE:HD11	1:E:491:MET:HG3	1.97	0.46

Continued on next page...

Continued from previous page...

Atom-1	Atom-2	Interatomic distance (Å)	Clash overlap (Å)
1:G:1057:ARG:HA	1:G:1071:ASN:HA	1.96	0.46
1:G:1204:VAL:HG12	1:G:1205:VAL:HG23	1.97	0.46
1:G:137:GLN:HG2	1:G:173:LEU:CD1	2.45	0.46
1:G:928:VAL:HG12	1:G:937:VAL:CB	2.46	0.46
1:I:1204:VAL:HG12	1:I:1205:VAL:HG23	1.97	0.46
1:I:1228:ASP:CB	1:I:1230:LYS:HG2	2.37	0.46
1:I:246:TRP:N	1:I:246:TRP:CD1	2.81	0.46
1:I:681:VAL:HG11	1:I:716:LEU:HD21	1.97	0.46
1:K:1094:SER:HA	1:K:1135:PHE:CB	2.44	0.46
1:K:1182:ASP:CB	1:K:1223:ILE:HG23	2.45	0.46
1:K:1200:LYS:CE	1:K:1211:GLN:HB3	2.45	0.46
1:K:310:ALA:O	1:K:313:ILE:HG22	2.16	0.46
1:K:398:LYS:O	1:K:401:CYS:HB2	2.16	0.46
1:K:446:THR:O	1:K:450:CYS:HB3	2.15	0.46
1:K:924:GLN:HB3	1:K:1238:LEU:CD1	2.45	0.46
1:M:1145:GLY:HA2	1:M:1151:ILE:HD13	1.98	0.46
1:A:1022:SER:OG	1:A:1023:ASP:N	2.48	0.46
1:A:1213:PHE:HD2	1:A:1214:TYR:H	1.63	0.46
1:A:200:GLN:O	1:A:203:CYS:HB3	2.15	0.46
1:A:481:MET:O	1:A:485:ASN:ND2	2.49	0.46
1:C:1208:GLU:HG3	1:C:1211:GLN:NE2	2.31	0.46
1:C:241:ILE:C	1:C:242:LEU:CD1	2.81	0.46
1:C:446:THR:O	1:C:450:CYS:HB3	2.15	0.46
1:C:753:PRO:HG3	1:C:810:GLY:HA3	1.97	0.46
1:C:923:LYS:CG	1:C:940:VAL:HG23	2.42	0.46
1:E:1057:ARG:HA	1:E:1071:ASN:HA	1.96	0.46
1:E:244:ASP:O	1:E:245:VAL:HG23	2.16	0.46
1:E:514:THR:HG21	1:E:555:LEU:HD11	1.97	0.46
1:E:558:GLN:CB	1:E:559:PRO:CD	2.78	0.46
1:G:1176:HIS:HB2	1:G:1218:THR:CB	2.38	0.46
1:G:241:ILE:C	1:G:242:LEU:CD1	2.81	0.46
1:I:557:ARG:CG	1:I:558:GLN:N	2.79	0.46
1:I:671:PHE:HE1	1:I:692:VAL:HG11	1.80	0.46
1:I:926:VAL:HG11	1:I:938:LEU:O	2.16	0.46
1:K:1233:VAL:CG1	1:K:1243:ILE:HG23	2.45	0.46
1:K:928:VAL:HG12	1:K:937:VAL:CB	2.46	0.46
1:M:137:GLN:HG2	1:M:173:LEU:CD1	2.45	0.46
1:M:390:GLN:NE2	1:M:489:TYR:HE2	2.14	0.46
1:M:481:MET:O	1:M:485:ASN:ND2	2.49	0.46
1:M:496:MET:SD	1:M:496:MET:N	2.89	0.46
1:A:1135:PHE:CD1	1:A:1142:LEU:HD13	2.50	0.46

Continued on next page...

Continued from previous page...

Atom-1	Atom-2	Interatomic distance (Å)	Clash overlap (Å)
1:A:138:GLN:O	1:A:141:SER:HB3	2.16	0.46
1:A:548:LEU:O	1:A:551:ASN:N	2.45	0.46
1:A:845:TYR:HB3	1:A:858:ALA:HB3	1.98	0.46
1:C:334:PHE:CB	1:C:337:ARG:HG2	2.45	0.46
1:C:398:LYS:O	1:C:401:CYS:HB2	2.16	0.46
1:C:529:TYR:HE1	1:C:533:LEU:HD13	1.80	0.46
1:C:505:PHE:CE2	1:C:575:GLU:OE1	2.55	0.46
1:C:836:HIS:ND1	1:C:837:THR:O	2.49	0.46
1:C:845:TYR:HB3	1:C:858:ALA:HB3	1.98	0.46
1:E:1212:THR:CG2	1:E:1213:PHE:H	2.12	0.46
1:E:671:PHE:HE1	1:E:692:VAL:HG11	1.80	0.46
1:E:922:LEU:HD12	1:E:1241:LEU:CD2	2.39	0.46
1:G:1182:ASP:CB	1:G:1223:ILE:HG23	2.45	0.46
1:G:390:GLN:NE2	1:G:489:TYR:HE2	2.14	0.46
1:G:597:TRP:CH2	1:G:603:ILE:HG12	2.43	0.46
1:I:1051:ARG:O	1:I:1058:LEU:HD12	2.16	0.46
1:I:1182:ASP:CB	1:I:1223:ILE:HG23	2.45	0.46
1:I:1220:LEU:HD21	1:I:1234:THR:HG21	1.97	0.46
1:I:496:MET:N	1:I:496:MET:SD	2.89	0.46
1:I:887:GLY:O	1:I:900:SER:N	2.49	0.46
1:K:1101:SER:HB3	1:K:1112:TRP:NE1	2.30	0.46
1:K:529:TYR:HE1	1:K:533:LEU:HD13	1.80	0.46
1:M:1200:LYS:CE	1:M:1211:GLN:HB3	2.45	0.46
1:M:924:GLN:HB3	1:M:1238:LEU:CD1	2.45	0.46
1:M:573:THR:HA	1:M:577:TYR:CD2	2.47	0.46
1:M:581:LYS:HA	1:M:581:LYS:HD2	1.68	0.46
1:M:595:LEU:HG	1:M:1201:TRP:HH2	1.71	0.46
1:M:753:PRO:HG3	1:M:810:GLY:HA3	1.97	0.46
1:A:1174:ALA:O	1:A:1175:THR:CG2	2.63	0.46
1:A:1182:ASP:CB	1:A:1223:ILE:HG23	2.45	0.46
1:A:924:GLN:HB3	1:A:1238:LEU:CD1	2.45	0.46
1:A:137:GLN:HG2	1:A:173:LEU:CD1	2.45	0.46
1:A:334:PHE:CB	1:A:337:ARG:HG2	2.45	0.46
1:A:651:LEU:HA	1:A:651:LEU:HD22	1.79	0.46
1:C:1057:ARG:HA	1:C:1071:ASN:HA	1.96	0.46
1:C:1174:ALA:C	1:C:1175:THR:HG23	2.36	0.46
1:C:244:ASP:O	1:C:245:VAL:HG23	2.16	0.46
1:C:310:ALA:O	1:C:313:ILE:HG22	2.16	0.46
1:C:516:LEU:HA	1:C:516:LEU:HD12	1.83	0.46
1:C:884:TRP:O	1:C:885:VAL:C	2.53	0.46
1:E:1022:SER:OG	1:E:1023:ASP:N	2.48	0.46

Continued on next page...

Continued from previous page...

Atom-1	Atom-2	Interatomic distance (Å)	Clash overlap (Å)
1:E:1101:SER:HB3	1:E:1112:TRP:NE1	2.30	0.46
1:E:310:ALA:O	1:E:313:ILE:HG22	2.16	0.46
1:E:448:LYS:O	1:E:448:LYS:HG2	2.15	0.46
1:E:507:LEU:HD23	1:E:510:ILE:HD12	1.98	0.46
1:G:1208:GLU:HG3	1:G:1211:GLN:NE2	2.31	0.46
1:G:597:TRP:CZ2	1:G:603:ILE:CG1	2.94	0.46
1:G:926:VAL:HG11	1:G:938:LEU:O	2.16	0.46
1:I:1200:LYS:CE	1:I:1211:GLN:HB3	2.45	0.46
1:I:398:LYS:O	1:I:401:CYS:HB2	2.16	0.46
1:I:657:GLU:HB2	1:I:680:LYS:HD2	1.96	0.46
1:I:923:LYS:CG	1:I:940:VAL:HG23	2.42	0.46
1:K:1220:LEU:HD21	1:K:1234:THR:HG21	1.97	0.46
1:K:138:GLN:O	1:K:141:SER:HB3	2.16	0.46
1:K:334:PHE:CB	1:K:337:ARG:HG2	2.45	0.46
1:K:384:THR:HB	1:K:449:ASN:OD1	2.15	0.46
1:K:887:GLY:O	1:K:900:SER:N	2.49	0.46
1:M:507:LEU:HD23	1:M:510:ILE:HD12	1.98	0.46
1:M:861:GLN:N	1:M:884:TRP:HD1	2.14	0.46
1:A:642:PHE:CE2	1:A:644:ALA:HA	2.51	0.46
1:C:1174:ALA:O	1:C:1175:THR:CG2	2.63	0.46
1:C:1174:ALA:O	1:C:1175:THR:HG22	2.16	0.46
1:C:130:LYS:HB2	1:C:130:LYS:HE2	1.73	0.46
1:C:461:ILE:HD11	1:C:491:MET:CG	2.44	0.46
1:C:642:PHE:CE2	1:C:644:ALA:HA	2.51	0.46
1:C:922:LEU:HD12	1:C:1241:LEU:CD2	2.39	0.46
1:E:1145:GLY:HA2	1:E:1151:ILE:HD13	1.98	0.46
1:E:429:ASN:HD22	1:E:429:ASN:HA	1.66	0.46
1:E:496:MET:SD	1:E:496:MET:N	2.89	0.46
1:E:529:TYR:HE1	1:E:533:LEU:HD13	1.80	0.46
1:E:505:PHE:CE2	1:E:575:GLU:OE1	2.55	0.46
1:E:844:GLN:HB3	1:E:884:TRP:HZ2	1.80	0.46
1:E:920:VAL:HG12	1:E:921:MET:N	2.25	0.46
1:E:923:LYS:CG	1:E:940:VAL:HG23	2.42	0.46
1:G:1182:ASP:HB3	1:G:1223:ILE:HG23	1.98	0.46
1:G:190:GLN:OE1	1:G:190:GLN:HA	2.16	0.46
1:G:209:ASP:O	1:G:210:GLU:CB	2.63	0.46
1:G:231:MET:HG2	1:G:258:CYS:HB2	1.98	0.46
1:G:244:ASP:O	1:G:245:VAL:HG23	2.16	0.46
1:G:310:ALA:O	1:G:313:ILE:HG22	2.16	0.46
1:G:481:MET:O	1:G:485:ASN:ND2	2.49	0.46
1:G:887:GLY:O	1:G:900:SER:N	2.49	0.46

Continued on next page...

Continued from previous page...

Atom-1	Atom-2	Interatomic distance (Å)	Clash overlap (Å)
1:I:1065:GLY:HA2	1:I:1088:VAL:HG23	1.97	0.46
1:I:1181:THR:CG2	1:I:1221:LYS:HA	2.40	0.46
1:I:231:MET:HG2	1:I:258:CYS:HB2	1.98	0.46
1:I:244:ASP:O	1:I:245:VAL:HG23	2.16	0.46
1:I:310:ALA:O	1:I:313:ILE:HG22	2.16	0.46
1:I:384:THR:HB	1:I:449:ASN:OD1	2.15	0.46
1:I:507:LEU:HD23	1:I:510:ILE:HD12	1.98	0.46
1:I:544:PHE:HD1	1:I:576:VAL:CG1	2.17	0.46
1:K:1051:ARG:O	1:K:1058:LEU:HD12	2.16	0.46
1:K:1201:TRP:CB	1:K:1210:SER:O	2.58	0.46
1:K:461:ILE:HD11	1:K:491:MET:HG3	1.97	0.46
1:K:866:LEU:HG	1:K:875:VAL:HB	1.98	0.46
1:M:209:ASP:O	1:M:210:GLU:CB	2.63	0.46
1:M:310:ALA:O	1:M:313:ILE:HG22	2.16	0.46
1:M:447:GLU:HA	1:M:447:GLU:OE1	2.16	0.46
1:M:887:GLY:O	1:M:900:SER:N	2.49	0.46
1:A:1200:LYS:CE	1:A:1211:GLN:HB3	2.45	0.45
1:A:544:PHE:HD1	1:A:576:VAL:CG1	2.17	0.45
1:A:844:GLN:HB3	1:A:884:TRP:HZ2	1.80	0.45
1:C:1022:SER:OG	1:C:1023:ASP:N	2.48	0.45
1:C:481:MET:O	1:C:485:ASN:ND2	2.49	0.45
1:C:557:ARG:HD3	1:C:557:ARG:HA	1.87	0.45
1:E:1051:ARG:O	1:E:1058:LEU:HD12	2.16	0.45
1:E:1200:LYS:CE	1:E:1211:GLN:CB	2.95	0.45
1:G:533:LEU:HB3	1:G:534:ASP:H	1.59	0.45
1:I:1174:ALA:C	1:I:1175:THR:HG23	2.36	0.45
1:I:610:VAL:HG22	1:I:907:ARG:CG	2.43	0.45
1:K:1174:ALA:O	1:K:1175:THR:CG2	2.64	0.45
1:K:1200:LYS:CE	1:K:1211:GLN:CB	2.95	0.45
1:K:557:ARG:CG	1:K:558:GLN:N	2.79	0.45
1:K:922:LEU:HD12	1:K:1241:LEU:CD2	2.39	0.45
1:M:1051:ARG:O	1:M:1058:LEU:HD12	2.16	0.45
1:M:330:LEU:HD22	1:M:353:ILE:HG22	1.97	0.45
1:M:642:PHE:CE2	1:M:644:ALA:HA	2.52	0.45
1:M:866:LEU:HG	1:M:875:VAL:HB	1.98	0.45
1:A:1232:TYR:OH	1:A:1234:THR:CB	2.59	0.45
1:A:883:SER:OG	1:A:902:ASP:N	2.50	0.45
1:A:903:ASP:OD1	1:A:1175:THR:HB	2.15	0.45
1:C:924:GLN:HB3	1:C:1238:LEU:CD1	2.45	0.45
1:C:190:GLN:OE1	1:C:190:GLN:HA	2.16	0.45
1:C:533:LEU:HB3	1:C:534:ASP:H	1.59	0.45

Continued on next page...

Continued from previous page...

Atom-1	Atom-2	Interatomic distance (Å)	Clash overlap (Å)
1:C:681:VAL:HG11	1:C:716:LEU:HD21	1.97	0.45
1:C:926:VAL:HG11	1:C:938:LEU:O	2.16	0.45
1:E:603:ILE:CB	1:E:1240:ILE:HG21	2.47	0.45
1:E:130:LYS:HE2	1:E:130:LYS:HB2	1.73	0.45
1:E:481:MET:O	1:E:485:ASN:ND2	2.49	0.45
1:G:1200:LYS:CE	1:G:1211:GLN:CB	2.95	0.45
1:I:1200:LYS:CE	1:I:1211:GLN:CB	2.95	0.45
1:I:866:LEU:HG	1:I:875:VAL:HB	1.98	0.45
1:I:883:SER:OG	1:I:902:ASP:N	2.50	0.45
1:K:447:GLU:HA	1:K:447:GLU:OE1	2.17	0.45
1:K:481:MET:O	1:K:485:ASN:ND2	2.49	0.45
1:M:1151:ILE:N	1:M:1167:PRO:HD2	2.24	0.45
1:M:1174:ALA:O	1:M:1175:THR:CG2	2.63	0.45
1:M:1201:TRP:CB	1:M:1210:SER:O	2.58	0.45
1:M:241:ILE:C	1:M:242:LEU:CD1	2.81	0.45
1:M:448:LYS:O	1:M:448:LYS:HG2	2.15	0.45
1:M:445:LEU:O	1:M:449:ASN:N	2.48	0.45
1:M:453:LEU:CD1	1:M:454:GLN:N	2.73	0.45
1:M:862:TYR:CZ	1:M:881:HIS:CA	2.96	0.45
1:M:875:VAL:CG1	1:M:915:CYS:SG	2.94	0.45
1:A:1065:GLY:HA2	1:A:1088:VAL:HG23	1.97	0.45
1:A:149:TRP:HZ2	1:A:255:ASP:HA	1.81	0.45
1:A:384:THR:O	1:A:387:SER:CB	2.65	0.45
1:A:447:GLU:HA	1:A:447:GLU:OE1	2.17	0.45
1:A:887:GLY:O	1:A:900:SER:N	2.49	0.45
1:A:922:LEU:CD1	1:A:1241:LEU:CD2	2.87	0.45
1:A:928:VAL:HG12	1:A:937:VAL:CB	2.46	0.45
1:C:603:ILE:CB	1:C:1240:ILE:HG21	2.47	0.45
1:E:1025:ALA:CB	1:E:1044:GLN:O	2.65	0.45
1:E:1182:ASP:HB3	1:E:1223:ILE:HG23	1.98	0.45
1:E:137:GLN:HG2	1:E:173:LEU:CD1	2.45	0.45
1:E:534:ASP:O	1:E:538:CYS:SG	2.69	0.45
1:E:681:VAL:HG11	1:E:716:LEU:HD21	1.97	0.45
1:E:926:VAL:HG11	1:E:938:LEU:O	2.16	0.45
1:G:334:PHE:CB	1:G:337:ARG:HG2	2.45	0.45
1:G:457:HIS:NE2	1:G:493:SER:OG	2.48	0.45
1:G:681:VAL:HG11	1:G:716:LEU:HD21	1.97	0.45
1:I:1174:ALA:O	1:I:1175:THR:HG22	2.17	0.45
1:I:147:PRO:HG3	1:K:121:GLN:HE22	1.79	0.45
1:I:514:THR:HG23	1:I:514:THR:O	2.15	0.45
1:I:928:VAL:HG12	1:I:937:VAL:CB	2.46	0.45

Continued on next page...

Continued from previous page...

Atom-1	Atom-2	Interatomic distance (Å)	Clash overlap (Å)
1:K:242:LEU:HD12	1:K:242:LEU:N	2.26	0.45
1:K:557:ARG:HA	1:K:557:ARG:HD3	1.87	0.45
1:M:1174:ALA:O	1:M:1175:THR:HG22	2.17	0.45
1:M:384:THR:O	1:M:387:SER:CB	2.65	0.45
1:M:403:LEU:HD11	1:M:459:LYS:HZ2	1.81	0.45
1:A:529:TYR:HE1	1:A:533:LEU:HD13	1.80	0.45
1:A:866:LEU:HG	1:A:875:VAL:HB	1.98	0.45
1:C:597:TRP:CD1	1:C:1243:ILE:N	2.85	0.45
1:C:597:TRP:CZ2	1:C:603:ILE:CG1	2.94	0.45
1:C:928:VAL:HG12	1:C:937:VAL:CB	2.46	0.45
1:E:1065:GLY:HA2	1:E:1088:VAL:HG23	1.97	0.45
1:E:1208:GLU:HG3	1:E:1211:GLN:NE2	2.31	0.45
1:E:149:TRP:HZ2	1:E:255:ASP:HA	1.81	0.45
1:E:221:GLU:O	1:E:224:LYS:HB3	2.17	0.45
1:E:384:THR:O	1:E:387:SER:CB	2.65	0.45
1:E:727:LEU:HB2	1:E:739:MET:HE1	1.98	0.45
1:E:836:HIS:ND1	1:E:837:THR:O	2.49	0.45
1:E:845:TYR:HB3	1:E:858:ALA:HB3	1.98	0.45
1:E:861:GLN:N	1:E:884:TRP:HD1	2.14	0.45
1:G:337:ARG:HD3	1:G:341:TYR:CE2	2.52	0.45
1:G:359:TYR:HE1	1:G:361:TYR:CD1	2.32	0.45
1:G:434:ARG:HH21	1:G:434:ARG:CG	2.30	0.45
1:G:445:LEU:O	1:G:449:ASN:N	2.48	0.45
1:G:496:MET:SD	1:G:496:MET:N	2.89	0.45
1:G:529:TYR:C	1:G:532:ILE:CG2	2.85	0.45
1:G:557:ARG:CG	1:G:558:GLN:N	2.79	0.45
1:G:883:SER:OG	1:G:902:ASP:N	2.50	0.45
1:I:1182:ASP:HB3	1:I:1223:ILE:HG23	1.99	0.45
1:I:1208:GLU:HG3	1:I:1211:GLN:NE2	2.31	0.45
1:I:246:TRP:HH2	1:I:370:ILE:HG22	1.82	0.45
1:K:1176:HIS:HB2	1:K:1218:THR:CB	2.38	0.45
1:K:1213:PHE:HD2	1:K:1214:TYR:H	1.63	0.45
1:K:231:MET:HG2	1:K:258:CYS:HB2	1.98	0.45
1:K:641:VAL:HB	1:K:651:LEU:HB2	1.97	0.45
1:K:671:PHE:HE1	1:K:692:VAL:HG11	1.80	0.45
1:M:420:ASN:C	1:M:422:SER:H	2.20	0.45
1:M:473:LEU:HD22	1:M:484:TYR:CE1	2.43	0.45
1:M:529:TYR:C	1:M:532:ILE:CG2	2.85	0.45
1:A:1044:GLN:HG2	1:A:1068:LYS:HZ2	1.81	0.45
1:A:136:ILE:HD13	1:A:152:ILE:HD13	1.99	0.45
1:A:434:ARG:CG	1:A:434:ARG:HH21	2.30	0.45

Continued on next page...

Continued from previous page...

Atom-1	Atom-2	Interatomic distance (Å)	Clash overlap (Å)
1:A:507:LEU:HD23	1:A:510:ILE:HD12	1.98	0.45
1:A:862:TYR:CE2	1:A:881:HIS:CB	2.93	0.45
1:A:926:VAL:HG11	1:A:938:LEU:O	2.16	0.45
1:C:1176:HIS:HB3	1:C:1218:THR:CG2	2.40	0.45
1:C:137:GLN:HG2	1:C:173:LEU:CD1	2.45	0.45
1:C:507:LEU:HD23	1:C:510:ILE:HD12	1.98	0.45
1:E:1166:ALA:N	1:E:1167:PRO:CD	2.78	0.45
1:E:231:MET:HG2	1:E:258:CYS:HB2	1.98	0.45
2:F:16:GLN:N	2:F:16:GLN:OE1	2.47	0.45
1:G:1106:ASP:HA	1:G:1129:CYS:HB3	1.99	0.45
1:G:318:LYS:HD3	1:G:439:ASP:HB2	1.98	0.45
1:G:384:THR:O	1:G:387:SER:CB	2.65	0.45
1:G:514:THR:O	1:G:514:THR:HG23	2.15	0.45
1:G:922:LEU:HD12	1:G:1241:LEU:CD2	2.39	0.45
5:H:201:HEM:HMC1	5:H:201:HEM:CBC	2.28	0.45
1:I:419:VAL:HG11	1:I:426:CYS:HG	1.79	0.45
1:I:420:ASN:C	1:I:422:SER:H	2.20	0.45
1:I:457:HIS:CD2	1:I:493:SER:OG	2.69	0.45
1:I:861:GLN:N	1:I:884:TRP:HD1	2.14	0.45
1:I:845:TYR:OH	1:I:888:VAL:O	2.25	0.45
1:K:1145:GLY:HA2	1:K:1151:ILE:HD13	1.98	0.45
1:K:1174:ALA:O	1:K:1175:THR:HG22	2.17	0.45
1:K:434:ARG:HH21	1:K:434:ARG:CG	2.30	0.45
1:K:642:PHE:CE2	1:K:644:ALA:HA	2.52	0.45
1:K:816:ALA:HB2	1:K:821:ILE:HG12	1.99	0.45
1:K:884:TRP:O	1:K:885:VAL:C	2.53	0.45
1:M:845:TYR:HB3	1:M:858:ALA:HB3	1.98	0.45
1:A:1025:ALA:CB	1:A:1044:GLN:O	2.65	0.45
1:A:221:GLU:O	1:A:224:LYS:HB3	2.17	0.45
1:A:310:ALA:O	1:A:313:ILE:HG22	2.16	0.45
1:A:453:LEU:CD1	1:A:454:GLN:N	2.73	0.45
1:A:496:MET:N	1:A:496:MET:SD	2.89	0.45
1:A:514:THR:O	1:A:514:THR:HG23	2.15	0.45
1:A:597:TRP:CD1	1:A:1243:ILE:N	2.85	0.45
1:A:681:VAL:O	1:A:694:THR:HA	2.17	0.45
1:A:673:ALA:H	1:A:707:PHE:HE2	1.65	0.45
1:A:922:LEU:HD12	1:A:1241:LEU:CD2	2.39	0.45
1:C:1200:LYS:CE	1:C:1211:GLN:CB	2.95	0.45
1:C:149:TRP:HZ2	1:C:255:ASP:HA	1.82	0.45
1:C:862:TYR:HD1	1:C:885:VAL:CB	2.22	0.45
2:D:16:GLN:N	2:D:16:GLN:OE1	2.47	0.45

Continued on next page...

Continued from previous page...

Atom-1	Atom-2	Interatomic distance (Å)	Clash overlap (Å)
1:E:1176:HIS:HB3	1:E:1218:THR:CG2	2.40	0.45
1:E:337:ARG:HD3	1:E:341:TYR:CE2	2.52	0.45
1:E:318:LYS:HD3	1:E:439:ASP:HB2	1.98	0.45
1:E:597:TRP:CD1	1:E:1243:ILE:N	2.85	0.45
1:E:642:PHE:CE2	1:E:644:ALA:HA	2.51	0.45
1:G:1174:ALA:O	1:G:1175:THR:HG22	2.16	0.45
1:G:221:GLU:O	1:G:224:LYS:HB3	2.17	0.45
1:I:1106:ASP:HA	1:I:1129:CYS:HB3	1.99	0.45
1:I:1201:TRP:CB	1:I:1210:SER:O	2.58	0.45
1:I:337:ARG:HD3	1:I:341:TYR:CE2	2.52	0.45
1:I:457:HIS:NE2	1:I:493:SER:OG	2.48	0.45
1:I:473:LEU:CD1	1:I:480:CYS:HB3	2.46	0.45
1:I:816:ALA:HB2	1:I:821:ILE:HG12	1.99	0.45
1:K:171:HIS:CD2	1:K:171:HIS:O	2.70	0.45
1:K:246:TRP:HH2	1:K:370:ILE:HG22	1.82	0.45
1:K:384:THR:O	1:K:387:SER:CB	2.65	0.45
1:K:473:LEU:CD1	1:K:480:CYS:HB3	2.47	0.45
1:K:496:MET:N	1:K:496:MET:SD	2.89	0.45
1:K:514:THR:HG21	1:K:555:LEU:HD11	1.97	0.45
1:K:514:THR:HG23	1:K:514:THR:O	2.15	0.45
1:K:581:LYS:HA	1:K:581:LYS:HD2	1.68	0.45
1:K:673:ALA:H	1:K:707:PHE:HE2	1.65	0.45
1:K:861:GLN:N	1:K:884:TRP:HD1	2.14	0.45
1:M:1174:ALA:C	1:M:1175:THR:HG23	2.36	0.45
1:M:171:HIS:CD2	1:M:171:HIS:O	2.70	0.45
1:M:514:THR:HG21	1:M:555:LEU:HD11	1.97	0.45
1:M:556:GLY:O	1:M:557:ARG:O	2.35	0.45
1:M:816:ALA:HB2	1:M:821:ILE:HG12	1.99	0.45
1:M:836:HIS:ND1	1:M:837:THR:O	2.49	0.45
1:A:1063:PHE:HA	1:A:1087:THR:HG22	1.99	0.45
1:A:603:ILE:CB	1:A:1240:ILE:HG21	2.47	0.45
1:C:221:GLU:O	1:C:224:LYS:HB3	2.17	0.45
1:C:460:ILE:HD13	1:C:490:HIS:CD2	2.52	0.45
1:C:673:ALA:H	1:C:707:PHE:HE2	1.65	0.45
1:E:561:PRO:CB	1:E:1214:TYR:CD2	2.86	0.45
1:E:330:LEU:HA	1:E:330:LEU:HD12	1.74	0.45
1:E:529:TYR:C	1:E:532:ILE:CG2	2.85	0.45
1:E:922:LEU:CD1	1:E:1241:LEU:CD2	2.87	0.45
1:G:1011:PHE:HE1	1:G:1018:LEU:HD13	1.82	0.45
1:G:1145:GLY:HA2	1:G:1151:ILE:HD13	1.98	0.45
1:G:603:ILE:CB	1:G:1240:ILE:HG21	2.47	0.45

Continued on next page...

Continued from previous page...

Atom-1	Atom-2	Interatomic distance (Å)	Clash overlap (Å)
1:G:251:LEU:HD11	1:G:262:LEU:HD13	1.99	0.45
1:G:457:HIS:CD2	1:G:493:SER:OG	2.69	0.45
1:G:473:LEU:HD22	1:G:484:TYR:CE1	2.43	0.45
1:G:629:ARG:HB2	1:G:642:PHE:O	2.15	0.45
1:G:651:LEU:HD22	1:G:651:LEU:HA	1.79	0.45
1:I:1151:ILE:N	1:I:1167:PRO:HD2	2.24	0.45
1:I:242:LEU:HD12	1:I:242:LEU:N	2.26	0.45
1:I:306:LEU:HA	1:I:307:PRO:HD3	1.76	0.45
1:I:390:GLN:NE2	1:I:489:TYR:HE2	2.14	0.45
1:I:481:MET:O	1:I:485:ASN:ND2	2.49	0.45
1:I:461:ILE:HD11	1:I:491:MET:HG3	1.97	0.45
1:I:514:THR:HG21	1:I:555:LEU:HD11	1.97	0.45
1:I:642:PHE:CE2	1:I:644:ALA:HA	2.52	0.45
1:K:364:LEU:CD1	1:K:368:MET:HE2	2.47	0.45
1:K:457:HIS:CD2	1:K:493:SER:OG	2.69	0.45
1:K:390:GLN:NE2	1:K:489:TYR:HE2	2.14	0.45
1:K:862:TYR:CZ	1:K:881:HIS:CA	2.97	0.45
1:M:1063:PHE:HA	1:M:1087:THR:HG22	1.99	0.45
1:M:1200:LYS:CE	1:M:1211:GLN:CB	2.95	0.45
1:M:221:GLU:O	1:M:224:LYS:HB3	2.17	0.45
1:M:251:LEU:HD11	1:M:262:LEU:HD13	1.99	0.45
1:M:434:ARG:CG	1:M:434:ARG:HH21	2.30	0.45
1:M:514:THR:O	1:M:514:THR:HG23	2.15	0.45
1:M:673:ALA:H	1:M:707:PHE:HE2	1.65	0.45
1:A:1011:PHE:HE1	1:A:1018:LEU:HD13	1.82	0.45
1:A:1176:HIS:HB2	1:A:1218:THR:CB	2.38	0.45
1:A:251:LEU:HD11	1:A:262:LEU:HD13	1.99	0.45
1:A:836:HIS:ND1	1:A:837:THR:O	2.49	0.45
2:B:16:GLN:N	2:B:16:GLN:OE1	2.47	0.45
1:C:1051:ARG:O	1:C:1058:LEU:HD12	2.16	0.45
1:C:1065:GLY:HA2	1:C:1088:VAL:HG23	1.97	0.45
1:C:251:LEU:HD22	1:C:260:ILE:HD11	1.99	0.45
1:C:434:ARG:CG	1:C:434:ARG:HH21	2.30	0.45
1:C:447:GLU:HA	1:C:447:GLU:OE1	2.16	0.45
1:C:671:PHE:HE1	1:C:692:VAL:HG11	1.81	0.45
1:E:1030:TRP:HD1	1:E:1037:CYS:HG	1.65	0.45
1:E:903:ASP:OD1	1:E:1175:THR:HB	2.15	0.45
1:E:136:ILE:HD13	1:E:152:ILE:HD13	1.99	0.45
1:E:270:THR:O	1:E:270:THR:OG1	2.32	0.45
1:E:390:GLN:CD	1:E:489:TYR:HE2	2.21	0.45
1:E:597:TRP:CZ2	1:E:603:ILE:CG1	2.94	0.45

Continued on next page...

Continued from previous page...

Atom-1	Atom-2	Interatomic distance (Å)	Clash overlap (Å)
1:E:835:ILE:HG12	1:E:869:THR:HA	1.99	0.45
1:E:887:GLY:O	1:E:900:SER:N	2.49	0.45
1:G:1025:ALA:CB	1:G:1044:GLN:O	2.65	0.45
1:G:1065:GLY:HA2	1:G:1088:VAL:HG23	1.97	0.45
1:G:1187:PRO:HG2	1:G:1229:PHE:CB	2.42	0.45
1:G:420:ASN:C	1:G:422:SER:H	2.20	0.45
1:G:642:PHE:CE2	1:G:644:ALA:HA	2.51	0.45
1:G:681:VAL:O	1:G:694:THR:HA	2.17	0.45
1:G:836:HIS:ND1	1:G:837:THR:O	2.49	0.45
1:G:999:ARG:CG	1:G:1030:TRP:CD2	3.00	0.45
1:I:171:HIS:O	1:I:171:HIS:CD2	2.70	0.45
1:I:384:THR:O	1:I:387:SER:CB	2.65	0.45
1:I:529:TYR:O	1:I:529:TYR:CD1	2.70	0.45
1:I:673:ALA:H	1:I:707:PHE:HE2	1.65	0.45
1:K:1174:ALA:C	1:K:1175:THR:HG23	2.36	0.45
1:K:603:ILE:CB	1:K:1240:ILE:HG21	2.47	0.45
1:K:294:ILE:HG22	1:K:295:LEU:N	2.32	0.45
1:K:529:TYR:C	1:K:532:ILE:CG2	2.85	0.45
1:K:836:HIS:ND1	1:K:837:THR:O	2.49	0.45
1:M:1106:ASP:HA	1:M:1129:CYS:HB3	1.99	0.45
1:M:1198:TYR:HB2	1:M:1215:THR:H	1.82	0.45
1:M:603:ILE:CB	1:M:1240:ILE:HG21	2.47	0.45
1:M:390:GLN:CD	1:M:489:TYR:HE2	2.21	0.45
1:M:681:VAL:O	1:M:694:THR:HA	2.17	0.45
1:A:1051:ARG:O	1:A:1058:LEU:HD12	2.16	0.45
1:A:1106:ASP:HA	1:A:1129:CYS:HB3	1.99	0.45
1:A:1174:ALA:C	1:A:1175:THR:HG23	2.36	0.45
1:A:171:HIS:O	1:A:171:HIS:CD2	2.70	0.45
1:A:753:PRO:HG3	1:A:810:GLY:HA3	1.97	0.45
1:A:835:ILE:HG12	1:A:869:THR:HA	1.99	0.45
1:A:877:ASP:OD1	1:A:878:CYS:N	2.50	0.45
1:C:1106:ASP:HA	1:C:1129:CYS:HB3	1.99	0.45
1:C:246:TRP:HH2	1:C:370:ILE:HG22	1.82	0.45
1:C:496:MET:N	1:C:496:MET:SD	2.89	0.45
1:C:534:ASP:O	1:C:538:CYS:SG	2.69	0.45
1:C:835:ILE:HG12	1:C:869:THR:HA	1.99	0.45
1:C:877:ASP:OD1	1:C:878:CYS:N	2.50	0.45
1:C:920:VAL:HG12	1:C:921:MET:N	2.25	0.45
1:E:1106:ASP:HA	1:E:1129:CYS:HB3	1.99	0.45
1:E:1174:ALA:O	1:E:1175:THR:HG22	2.17	0.45
1:E:1226:SER:CB	1:E:1227:PRO:HD2	2.47	0.45

Continued on next page...

Continued from previous page...

Atom-1	Atom-2	Interatomic distance (Å)	Clash overlap (Å)
1:E:434:ARG:HH21	1:E:434:ARG:CG	2.30	0.45
1:E:500:LEU:HD11	1:E:504:MET:SD	2.57	0.45
1:G:1048:LYS:HD3	1:G:1063:PHE:CZ	2.52	0.45
1:G:514:THR:HG21	1:G:555:LEU:HD11	1.97	0.45
1:I:221:GLU:O	1:I:224:LYS:HB3	2.17	0.45
1:I:251:LEU:HD11	1:I:262:LEU:HD13	1.99	0.45
1:I:836:HIS:ND1	1:I:837:THR:O	2.49	0.45
1:I:999:ARG:CG	1:I:1030:TRP:CD2	3.00	0.45
1:K:1106:ASP:HA	1:K:1129:CYS:HB3	1.99	0.45
1:K:926:VAL:HG11	1:K:938:LEU:O	2.16	0.45
1:M:149:TRP:HZ2	1:M:255:ASP:HA	1.81	0.45
1:M:835:ILE:HG12	1:M:869:THR:HA	1.99	0.45
1:A:246:TRP:HH2	1:A:370:ILE:HG22	1.82	0.45
1:A:500:LEU:HD11	1:A:504:MET:SD	2.57	0.45
1:C:1048:LYS:HD3	1:C:1063:PHE:CZ	2.52	0.45
1:C:1175:THR:O	1:C:1176:HIS:CG	2.71	0.45
1:C:231:MET:HG2	1:C:258:CYS:HB2	1.98	0.45
1:C:252:LYS:CA	1:C:252:LYS:CE	2.92	0.45
1:C:866:LEU:HG	1:C:875:VAL:HB	1.98	0.45
1:C:887:GLY:O	1:C:900:SER:N	2.49	0.45
1:E:1187:PRO:HG2	1:E:1229:PHE:CB	2.42	0.45
1:E:460:ILE:HD13	1:E:490:HIS:CD2	2.52	0.45
1:E:514:THR:O	1:E:514:THR:HG23	2.15	0.45
1:E:877:ASP:OD1	1:E:878:CYS:N	2.50	0.45
1:G:1175:THR:OG1	1:G:1176:HIS:CE1	2.70	0.45
1:I:1145:GLY:HA2	1:I:1151:ILE:HD13	1.98	0.45
1:I:318:LYS:HD3	1:I:439:ASP:HB2	1.98	0.45
1:I:447:GLU:OE1	1:I:447:GLU:HA	2.17	0.45
1:K:1063:PHE:HA	1:K:1087:THR:HG22	1.99	0.45
1:K:1151:ILE:N	1:K:1167:PRO:HD2	2.24	0.45
1:K:190:GLN:OE1	1:K:190:GLN:HA	2.16	0.45
1:K:221:GLU:O	1:K:224:LYS:HB3	2.17	0.45
1:K:251:LEU:HD11	1:K:262:LEU:HD13	1.99	0.45
1:K:420:ASN:C	1:K:422:SER:H	2.20	0.45
1:K:529:TYR:CD1	1:K:529:TYR:O	2.70	0.45
1:K:681:VAL:O	1:K:694:THR:HA	2.17	0.45
1:M:190:GLN:HA	1:M:190:GLN:OE1	2.16	0.45
1:M:246:TRP:HH2	1:M:370:ILE:HG22	1.82	0.45
1:M:294:ILE:HG22	1:M:295:LEU:N	2.32	0.45
1:M:557:ARG:CG	1:M:558:GLN:N	2.79	0.45
1:A:1175:THR:O	1:A:1176:HIS:CD2	2.71	0.44

Continued on next page...

Continued from previous page...

Atom-1	Atom-2	Interatomic distance (Å)	Clash overlap (Å)
1:A:1182:ASP:HB3	1:A:1223:ILE:HG23	1.98	0.44
1:A:460:ILE:HD13	1:A:490:HIS:CD2	2.52	0.44
1:A:556:GLY:O	1:A:557:ARG:O	2.35	0.44
1:A:816:ALA:HB2	1:A:821:ILE:HG12	1.99	0.44
1:C:1030:TRP:HD1	1:C:1037:CYS:HG	1.65	0.44
1:C:903:ASP:OD1	1:C:1175:THR:HB	2.15	0.44
1:C:1198:TYR:HB2	1:C:1215:THR:HG23	2.00	0.44
1:C:294:ILE:HG22	1:C:295:LEU:N	2.32	0.44
1:C:500:LEU:HD11	1:C:504:MET:SD	2.57	0.44
1:C:862:TYR:CE2	1:C:881:HIS:CB	2.93	0.44
1:E:1011:PHE:HE1	1:E:1018:LEU:HD13	1.82	0.44
1:E:1048:LYS:HD3	1:E:1063:PHE:CZ	2.52	0.44
1:E:1198:TYR:HB2	1:E:1215:THR:HG23	2.00	0.44
1:E:1213:PHE:O	1:E:1214:TYR:CB	2.49	0.44
1:E:1232:TYR:O	1:E:1244:LEU:HD23	2.17	0.44
1:E:190:GLN:HA	1:E:190:GLN:OE1	2.16	0.44
1:E:251:LEU:HD22	1:E:260:ILE:HD11	1.99	0.44
1:E:251:LEU:HD11	1:E:262:LEU:HD13	1.99	0.44
1:E:639:LEU:CG	1:E:653:ILE:HD12	2.43	0.44
1:E:673:ALA:H	1:E:707:PHE:HE2	1.65	0.44
1:E:999:ARG:HD2	1:E:999:ARG:HA	1.74	0.44
1:G:1198:TYR:HB2	1:G:1215:THR:H	1.82	0.44
1:G:461:ILE:HD11	1:G:491:MET:HG3	1.97	0.44
1:G:866:LEU:HG	1:G:875:VAL:HB	1.98	0.44
1:I:445:LEU:O	1:I:449:ASN:N	2.48	0.44
1:I:845:TYR:CG	1:I:846:CYS:N	2.85	0.44
1:K:1032:TRP:O	1:K:1034:LEU:N	2.49	0.44
1:K:256:SER:O	1:K:257:GLN:CB	2.65	0.44
1:K:883:SER:OG	1:K:902:ASP:N	2.50	0.44
1:K:910:GLU:HG2	1:K:912:LYS:H	1.83	0.44
1:M:1025:ALA:CB	1:M:1044:GLN:O	2.65	0.44
1:M:1166:ALA:N	1:M:1167:PRO:CD	2.78	0.44
1:M:1175:THR:O	1:M:1176:HIS:CG	2.70	0.44
1:M:1178:GLY:O	1:M:1179:TRP:CB	2.60	0.44
1:M:231:MET:HG2	1:M:258:CYS:HB2	1.98	0.44
1:M:910:GLU:HG2	1:M:912:LYS:H	1.83	0.44
1:M:926:VAL:HG11	1:M:938:LEU:O	2.16	0.44
1:A:1160:GLU:O	1:A:1162:LEU:N	2.49	0.44
1:A:1174:ALA:O	1:A:1175:THR:HG22	2.16	0.44
1:A:1175:THR:OG1	1:A:1176:HIS:CE1	2.71	0.44
1:A:1226:SER:CB	1:A:1227:PRO:HD2	2.47	0.44

Continued on next page...

Continued from previous page...

Atom-1	Atom-2	Interatomic distance (Å)	Clash overlap (Å)
1:A:762:SER:OG	1:A:764:ASP:OD1	2.25	0.44
1:C:1063:PHE:HA	1:C:1087:THR:HG22	1.99	0.44
1:C:1175:THR:OG1	1:C:1176:HIS:CE1	2.71	0.44
1:C:1212:THR:CG2	1:C:1213:PHE:N	2.72	0.44
1:C:1226:SER:CB	1:C:1227:PRO:HD2	2.47	0.44
1:C:1232:TYR:O	1:C:1244:LEU:HD23	2.17	0.44
1:C:171:HIS:CD2	1:C:171:HIS:O	2.70	0.44
1:C:318:LYS:HD3	1:C:439:ASP:HB2	1.98	0.44
1:C:337:ARG:HD3	1:C:341:TYR:CE2	2.52	0.44
1:C:359:TYR:HE1	1:C:361:TYR:CD1	2.32	0.44
1:C:384:THR:O	1:C:387:SER:CB	2.65	0.44
1:C:556:GLY:O	1:C:557:ARG:O	2.35	0.44
1:C:736:ARG:NH1	1:C:772:ALA:O	2.39	0.44
1:C:883:SER:OG	1:C:902:ASP:N	2.50	0.44
1:E:1225:VAL:HG11	1:E:1229:PHE:CE2	2.53	0.44
1:E:140:LEU:HD11	1:E:178:PHE:HE2	1.83	0.44
1:E:447:GLU:HA	1:E:447:GLU:OE1	2.17	0.44
1:E:557:ARG:CG	1:E:558:GLN:N	2.79	0.44
1:E:813:ILE:HG22	1:E:815:VAL:HG13	2.00	0.44
1:G:1225:VAL:HG11	1:G:1229:PHE:CE2	2.53	0.44
1:G:136:ILE:HD13	1:G:152:ILE:HD13	1.99	0.44
1:G:140:LEU:HD11	1:G:178:PHE:HE2	1.83	0.44
1:G:390:GLN:HB3	1:G:393:VAL:CG1	2.47	0.44
1:G:529:TYR:O	1:G:529:TYR:CD1	2.70	0.44
1:G:581:LYS:HD2	1:G:581:LYS:HA	1.68	0.44
1:G:845:TYR:HB3	1:G:858:ALA:HB3	1.98	0.44
1:G:884:TRP:O	1:G:884:TRP:CE3	2.71	0.44
1:I:529:TYR:C	1:I:532:ILE:CG2	2.85	0.44
1:I:910:GLU:HG2	1:I:912:LYS:H	1.82	0.44
1:K:337:ARG:HD3	1:K:341:TYR:CE2	2.52	0.44
1:K:390:GLN:CD	1:K:489:TYR:HE2	2.21	0.44
1:K:556:GLY:O	1:K:557:ARG:O	2.35	0.44
1:M:1175:THR:HG1	1:M:1176:HIS:CE1	2.35	0.44
1:A:121:GLN:HE22	1:M:147:PRO:HG3	1.79	0.44
1:M:741:GLY:HA3	1:M:770:TRP:CZ2	2.53	0.44
1:M:884:TRP:O	1:M:884:TRP:CE3	2.71	0.44
1:M:883:SER:OG	1:M:902:ASP:N	2.50	0.44
1:A:1048:LYS:HD3	1:A:1063:PHE:CZ	2.52	0.44
1:A:1175:THR:O	1:A:1176:HIS:CG	2.70	0.44
1:A:132:LEU:HA	1:A:132:LEU:HD23	1.76	0.44
1:A:190:GLN:OE1	1:A:190:GLN:HA	2.16	0.44

Continued on next page...

Continued from previous page...

Atom-1	Atom-2	Interatomic distance (Å)	Clash overlap (Å)
1:A:337:ARG:HD3	1:A:341:TYR:CE2	2.52	0.44
1:A:390:GLN:CD	1:A:489:TYR:HE2	2.21	0.44
1:A:557:ARG:CG	1:A:558:GLN:N	2.79	0.44
1:C:1025:ALA:CB	1:C:1044:GLN:O	2.65	0.44
1:C:1182:ASP:HB3	1:C:1223:ILE:HG23	1.98	0.44
1:C:1213:PHE:HD2	1:C:1214:TYR:H	1.63	0.44
1:C:394:LYS:CB	1:C:434:ARG:CB	2.80	0.44
1:C:390:GLN:CD	1:C:489:TYR:HE2	2.21	0.44
1:C:642:PHE:HE2	1:C:644:ALA:HA	1.83	0.44
1:C:727:LEU:HB2	1:C:739:MET:HE1	2.00	0.44
1:C:885:VAL:HG23	1:C:887:GLY:N	2.33	0.44
1:E:1175:THR:O	1:E:1176:HIS:CG	2.71	0.44
1:E:171:HIS:CD2	1:E:171:HIS:O	2.70	0.44
1:E:241:ILE:C	1:E:242:LEU:CD1	2.81	0.44
1:E:295:LEU:HD22	1:E:295:LEU:HA	1.75	0.44
1:E:530:ARG:HG2	1:E:538:CYS:SG	2.58	0.44
1:E:642:PHE:HE2	1:E:644:ALA:HA	1.83	0.44
1:E:681:VAL:O	1:E:694:THR:HA	2.17	0.44
1:E:883:SER:OG	1:E:902:ASP:N	2.50	0.44
1:G:1063:PHE:HA	1:G:1087:THR:HG22	1.99	0.44
1:G:1175:THR:O	1:G:1176:HIS:CG	2.71	0.44
1:G:1176:HIS:CB	1:G:1218:THR:CG2	2.96	0.44
1:G:171:HIS:CD2	1:G:171:HIS:O	2.70	0.44
1:G:239:LEU:HD12	1:G:240:LEU:H	1.77	0.44
1:G:246:TRP:HH2	1:G:370:ILE:HG22	1.82	0.44
1:G:390:GLN:CD	1:G:489:TYR:HE2	2.21	0.44
1:G:530:ARG:HG2	1:G:538:CYS:SG	2.58	0.44
1:G:641:VAL:HB	1:G:651:LEU:HB2	1.97	0.44
1:G:816:ALA:HB2	1:G:821:ILE:HG12	1.99	0.44
1:I:1022:SER:OG	1:I:1023:ASP:N	2.48	0.44
1:I:1063:PHE:HA	1:I:1087:THR:HG22	1.99	0.44
1:I:1176:HIS:CB	1:I:1218:THR:CG2	2.96	0.44
1:I:149:TRP:HZ2	1:I:255:ASP:HA	1.81	0.44
1:I:190:GLN:OE1	1:I:190:GLN:HA	2.16	0.44
1:I:359:TYR:HE1	1:I:361:TYR:CD1	2.32	0.44
1:I:573:THR:HA	1:I:577:TYR:CD2	2.47	0.44
1:I:603:ILE:CB	1:I:1240:ILE:HG21	2.47	0.44
1:I:813:ILE:HG22	1:I:815:VAL:HG13	2.00	0.44
1:K:813:ILE:HG22	1:K:815:VAL:HG13	2.00	0.44
1:K:845:TYR:CG	1:K:846:CYS:N	2.85	0.44
1:K:845:TYR:HB3	1:K:858:ALA:HB3	1.98	0.44

Continued on next page...

Continued from previous page...

Atom-1	Atom-2	Interatomic distance (Å)	Clash overlap (Å)
1:M:1226:SER:CB	1:M:1227:PRO:HD2	2.47	0.44
1:M:922:LEU:HD12	1:M:1241:LEU:CD2	2.39	0.44
1:M:999:ARG:CG	1:M:1030:TRP:CD2	3.00	0.44
1:A:1181:THR:HG21	1:A:1221:LYS:CA	2.39	0.44
1:A:1198:TYR:HB2	1:A:1215:THR:H	1.82	0.44
1:A:140:LEU:HD11	1:A:178:PHE:HE2	1.83	0.44
1:A:241:ILE:C	1:A:242:LEU:CD1	2.81	0.44
1:A:529:TYR:C	1:A:532:ILE:CG2	2.85	0.44
1:A:741:GLY:HA3	1:A:770:TRP:CZ2	2.53	0.44
1:C:1011:PHE:HE1	1:C:1018:LEU:HD13	1.82	0.44
1:C:139:LYS:HD2	1:C:278:TYR:CB	2.48	0.44
1:C:136:ILE:HD13	1:C:152:ILE:HD13	1.99	0.44
1:C:420:ASN:C	1:C:422:SER:H	2.20	0.44
1:C:681:VAL:O	1:C:694:THR:HA	2.17	0.44
1:C:766:THR:HG22	1:C:782:ASN:HA	2.00	0.44
1:E:1176:HIS:HB2	1:E:1218:THR:CB	2.38	0.44
1:E:529:TYR:CD1	1:E:529:TYR:O	2.70	0.44
1:E:766:THR:HG22	1:E:782:ASN:HA	2.00	0.44
1:G:244:ASP:HB3	1:G:245:VAL:H	1.51	0.44
1:G:259:GLN:H	1:G:259:GLN:HG2	1.56	0.44
1:G:447:GLU:HA	1:G:447:GLU:OE1	2.17	0.44
1:G:460:ILE:HD13	1:G:490:HIS:CD2	2.52	0.44
1:G:673:ALA:H	1:G:707:PHE:HE2	1.65	0.44
1:G:813:ILE:HG22	1:G:815:VAL:HG13	2.00	0.44
1:I:1175:THR:O	1:I:1176:HIS:CG	2.71	0.44
1:I:1213:PHE:HD2	1:I:1214:TYR:H	1.63	0.44
1:I:1220:LEU:CB	1:I:1236:ASP:HB3	2.48	0.44
1:I:140:LEU:HD11	1:I:178:PHE:HE2	1.83	0.44
1:I:294:ILE:HG22	1:I:295:LEU:N	2.32	0.44
1:I:884:TRP:O	1:I:884:TRP:CE3	2.71	0.44
1:K:1011:PHE:HE1	1:K:1018:LEU:HD13	1.82	0.44
1:K:1174:ALA:C	1:K:1175:THR:CG2	2.86	0.44
1:K:1208:GLU:HG3	1:K:1211:GLN:NE2	2.31	0.44
1:K:1232:TYR:O	1:K:1244:LEU:HD23	2.17	0.44
1:K:618:VAL:HA	1:K:634:GLY:HA2	2.00	0.44
1:K:835:ILE:HG12	1:K:869:THR:HA	1.99	0.44
1:K:845:TYR:OH	1:K:888:VAL:O	2.25	0.44
1:M:1181:THR:HG21	1:M:1221:LYS:CA	2.39	0.44
1:M:1213:PHE:HD2	1:M:1214:TYR:H	1.63	0.44
1:M:513:LYS:O	1:M:517:VAL:CB	2.62	0.44
1:M:885:VAL:HG23	1:M:887:GLY:N	2.33	0.44

Continued on next page...

Continued from previous page...

Atom-1	Atom-2	Interatomic distance (Å)	Clash overlap (Å)
1:M:920:VAL:CG1	1:M:921:MET:H	2.23	0.44
1:A:251:LEU:HD22	1:A:260:ILE:HD11	1.99	0.44
1:A:231:MET:HG2	1:A:258:CYS:HB2	1.98	0.44
1:A:445:LEU:O	1:A:449:ASN:N	2.48	0.44
1:A:529:TYR:O	1:A:529:TYR:CD1	2.70	0.44
1:A:862:TYR:CG	1:A:862:TYR:O	2.70	0.44
1:A:885:VAL:HG23	1:A:887:GLY:N	2.33	0.44
1:A:910:GLU:HG2	1:A:912:LYS:H	1.83	0.44
1:C:1225:VAL:HG11	1:C:1229:PHE:CE2	2.53	0.44
1:C:529:TYR:CD1	1:C:529:TYR:O	2.70	0.44
1:C:530:ARG:HG2	1:C:538:CYS:SG	2.58	0.44
1:C:999:ARG:CG	1:C:1030:TRP:CD2	3.00	0.44
1:E:999:ARG:CG	1:E:1030:TRP:CD2	3.00	0.44
1:G:1220:LEU:CB	1:G:1236:ASP:HB3	2.48	0.44
1:G:139:LYS:HD2	1:G:278:TYR:CB	2.48	0.44
1:G:573:THR:HA	1:G:577:TYR:CD2	2.47	0.44
1:G:597:TRP:CD1	1:G:1243:ILE:N	2.85	0.44
1:G:835:ILE:HG12	1:G:869:THR:HA	1.99	0.44
1:G:885:VAL:HG23	1:G:887:GLY:N	2.33	0.44
1:I:1032:TRP:O	1:I:1034:LEU:N	2.49	0.44
1:I:1167:PRO:HB3	1:I:1202:TRP:CG	2.45	0.44
1:I:1181:THR:HG21	1:I:1221:LYS:CA	2.39	0.44
1:I:1225:VAL:HG11	1:I:1229:PHE:CE2	2.53	0.44
1:I:155:MET:HB2	1:I:155:MET:HE2	1.90	0.44
1:I:364:LEU:HA	1:I:364:LEU:HD22	1.82	0.44
1:I:453:LEU:CD1	1:I:454:GLN:N	2.73	0.44
1:K:1175:THR:O	1:K:1176:HIS:CD2	2.71	0.44
1:K:882:LEU:CB	1:K:1237:ASN:ND2	2.62	0.44
1:K:741:GLY:HA3	1:K:770:TRP:CZ2	2.53	0.44
1:M:1175:THR:OG1	1:M:1176:HIS:CE1	2.70	0.44
1:M:140:LEU:HD11	1:M:178:PHE:HE2	1.83	0.44
1:M:529:TYR:O	1:M:529:TYR:CD1	2.70	0.44
1:M:530:ARG:HG2	1:M:538:CYS:SG	2.58	0.44
1:M:928:VAL:HG12	1:M:937:VAL:CB	2.46	0.44
1:A:244:ASP:HB3	1:A:245:VAL:H	1.51	0.44
1:A:642:PHE:HE2	1:A:644:ALA:HA	1.83	0.44
1:A:639:LEU:CG	1:A:653:ILE:HD12	2.43	0.44
1:A:727:LEU:HB2	1:A:739:MET:HE1	2.00	0.44
1:A:923:LYS:CG	1:A:940:VAL:CG2	2.96	0.44
1:C:741:GLY:HA3	1:C:770:TRP:CZ2	2.53	0.44
1:E:1220:LEU:CB	1:E:1236:ASP:HB3	2.48	0.44

Continued on next page...

Continued from previous page...

Atom-1	Atom-2	Interatomic distance (Å)	Clash overlap (Å)
1:E:147:PRO:HG3	1:G:121:GLN:HE22	1.79	0.44
1:E:457:HIS:CD2	1:E:493:SER:OG	2.69	0.44
1:E:884:TRP:O	1:E:884:TRP:CE3	2.71	0.44
1:G:1198:TYR:HB2	1:G:1215:THR:HG23	2.00	0.44
1:G:1226:SER:CB	1:G:1227:PRO:HD2	2.47	0.44
1:G:1216:ASN:CB	1:G:1242:TYR:OH	2.65	0.44
1:G:642:PHE:HE2	1:G:644:ALA:HA	1.83	0.44
1:G:845:TYR:CG	1:G:846:CYS:N	2.85	0.44
1:G:862:TYR:CG	1:G:862:TYR:O	2.70	0.44
1:G:877:ASP:OD1	1:G:878:CYS:N	2.50	0.44
1:I:1175:THR:O	1:I:1176:HIS:CD2	2.71	0.44
1:I:364:LEU:CD1	1:I:368:MET:HE2	2.45	0.44
1:I:530:ARG:HG2	1:I:538:CYS:SG	2.58	0.44
1:I:685:ASN:OD1	1:I:686:SER:N	2.51	0.44
1:I:845:TYR:HB3	1:I:858:ALA:HB3	1.98	0.44
1:I:862:TYR:HD1	1:I:885:VAL:CB	2.22	0.44
1:I:862:TYR:CG	1:I:862:TYR:O	2.70	0.44
1:K:1175:THR:O	1:K:1176:HIS:CG	2.70	0.44
1:K:1175:THR:OG1	1:K:1176:HIS:CE1	2.70	0.44
1:K:1226:SER:CB	1:K:1227:PRO:HD2	2.47	0.44
1:K:573:THR:HA	1:K:577:TYR:CD2	2.47	0.44
1:K:885:VAL:HG23	1:K:887:GLY:N	2.33	0.44
1:M:1011:PHE:HE1	1:M:1018:LEU:HD13	1.82	0.44
1:M:1216:ASN:CB	1:M:1242:TYR:OH	2.65	0.44
1:M:337:ARG:HD3	1:M:341:TYR:CE2	2.52	0.44
1:M:473:LEU:CD1	1:M:480:CYS:HB3	2.47	0.44
1:M:877:ASP:OD1	1:M:878:CYS:N	2.50	0.44
1:A:1200:LYS:CE	1:A:1211:GLN:CB	2.95	0.44
1:A:1198:TYR:HB2	1:A:1215:THR:HG23	2.00	0.44
1:A:1232:TYR:O	1:A:1244:LEU:HD23	2.17	0.44
1:A:1235:VAL:HA	1:A:1240:ILE:O	2.18	0.44
1:A:212:PHE:CB	1:A:226:ARG:NH1	2.57	0.44
1:A:294:ILE:HG22	1:A:295:LEU:N	2.32	0.44
1:A:360:ASP:O	1:A:361:TYR:CD1	2.71	0.44
1:A:884:TRP:O	1:A:884:TRP:CE3	2.71	0.44
1:C:1175:THR:O	1:C:1176:HIS:CD2	2.71	0.44
1:C:1220:LEU:CB	1:C:1236:ASP:HB3	2.48	0.44
1:C:251:LEU:HD11	1:C:262:LEU:HD13	1.99	0.44
1:C:306:LEU:HA	1:C:307:PRO:HD3	1.76	0.44
1:C:813:ILE:HG22	1:C:815:VAL:HG13	2.00	0.44
1:E:1198:TYR:HB2	1:E:1215:THR:H	1.82	0.44

Continued on next page...

Continued from previous page...

Atom-1	Atom-2	Interatomic distance (Å)	Clash overlap (Å)
1:E:866:LEU:HG	1:E:875:VAL:HB	1.98	0.44
1:E:885:VAL:HG23	1:E:887:GLY:N	2.33	0.44
1:G:294:ILE:HG22	1:G:295:LEU:N	2.32	0.44
1:G:659:GLU:HG3	1:G:659:GLU:O	2.18	0.44
1:G:766:THR:HG22	1:G:782:ASN:HA	2.00	0.44
1:G:923:LYS:CG	1:G:940:VAL:CG2	2.96	0.44
2:H:16:GLN:OE1	2:H:16:GLN:N	2.47	0.44
1:I:1048:LYS:HD3	1:I:1063:PHE:CZ	2.52	0.44
1:I:1160:GLU:O	1:I:1162:LEU:N	2.49	0.44
1:I:1198:TYR:HB2	1:I:1215:THR:H	1.82	0.44
1:I:251:LEU:HD22	1:I:260:ILE:HD11	1.99	0.44
1:I:766:THR:HG22	1:I:782:ASN:HA	2.00	0.44
1:K:1025:ALA:CB	1:K:1044:GLN:O	2.65	0.44
1:K:136:ILE:HD13	1:K:152:ILE:HD13	1.99	0.44
1:K:149:TRP:HZ2	1:K:255:ASP:HA	1.81	0.44
1:K:500:LEU:HD11	1:K:504:MET:SD	2.57	0.44
1:M:1032:TRP:O	1:M:1034:LEU:N	2.49	0.44
1:M:1175:THR:O	1:M:1176:HIS:CD2	2.71	0.44
1:M:457:HIS:CD2	1:M:493:SER:OG	2.69	0.44
1:M:879:ARG:HB3	1:M:921:MET:HE2	1.87	0.44
1:A:1216:ASN:CB	1:A:1242:TYR:OH	2.65	0.44
1:A:261:LEU:HD12	1:A:261:LEU:O	2.18	0.44
1:A:530:ARG:HG2	1:A:538:CYS:SG	2.58	0.44
1:A:845:TYR:CG	1:A:846:CYS:N	2.85	0.44
1:C:1080:ASP:O	1:C:1081:PHE:HD1	2.01	0.44
1:C:1187:PRO:HG3	1:C:1229:PHE:HB2	1.98	0.44
1:C:1187:PRO:CD	1:C:1229:PHE:CG	3.01	0.44
1:C:140:LEU:HD11	1:C:178:PHE:HE2	1.83	0.44
1:C:685:ASN:OD1	1:C:686:SER:N	2.51	0.44
1:C:866:LEU:CD2	1:C:914:VAL:HB	2.43	0.44
1:C:923:LYS:CG	1:C:940:VAL:CG2	2.96	0.44
1:E:1007:TRP:HZ3	1:E:1048:LYS:HA	1.83	0.44
1:E:1174:ALA:C	1:E:1175:THR:CG2	2.86	0.44
1:E:1176:HIS:CB	1:E:1218:THR:CG2	2.96	0.44
1:E:1187:PRO:CD	1:E:1229:PHE:CG	3.01	0.44
1:E:140:LEU:C	1:E:140:LEU:CD1	2.86	0.44
1:E:557:ARG:HA	1:E:557:ARG:HD3	1.87	0.44
1:E:581:LYS:HD2	1:E:581:LYS:HA	1.68	0.44
1:E:805:SER:HB2	1:E:814:MET:HB3	2.00	0.44
1:G:1065:GLY:HA3	1:G:1086:GLY:O	2.18	0.44
1:G:1091:CYS:SG	1:G:1103:THR:HB	2.58	0.44

Continued on next page...

Continued from previous page...

Atom-1	Atom-2	Interatomic distance (Å)	Clash overlap (Å)
1:G:1166:ALA:N	1:G:1167:PRO:CD	2.78	0.44
1:G:1175:THR:O	1:G:1176:HIS:CD2	2.71	0.44
1:G:1213:PHE:HD2	1:G:1214:TYR:H	1.63	0.44
1:G:1220:LEU:CD1	1:G:1220:LEU:N	2.53	0.44
1:G:429:ASN:HA	1:G:429:ASN:HD22	1.66	0.44
1:G:553:HIS:CB	1:G:610:VAL:CG1	2.89	0.44
1:I:1011:PHE:HE1	1:I:1018:LEU:HD13	1.82	0.44
1:I:1025:ALA:CB	1:I:1044:GLN:O	2.65	0.44
1:I:1174:ALA:C	1:I:1175:THR:CG2	2.86	0.44
1:I:1216:ASN:CB	1:I:1242:TYR:OH	2.65	0.44
1:I:1232:TYR:O	1:I:1244:LEU:HD23	2.17	0.44
1:I:256:SER:O	1:I:257:GLN:CB	2.65	0.44
1:I:403:LEU:HD11	1:I:459:LYS:HZ2	1.83	0.44
1:I:547:PHE:O	1:I:551:ASN:ND2	2.50	0.44
1:I:564:VAL:HG13	1:I:583:GLN:CG	2.43	0.44
1:I:659:GLU:O	1:I:659:GLU:HG3	2.18	0.44
1:K:999:ARG:CG	1:K:1030:TRP:CD2	3.00	0.44
1:K:1220:LEU:CB	1:K:1236:ASP:HB3	2.48	0.44
1:K:140:LEU:HD11	1:K:178:PHE:HE2	1.83	0.44
1:K:530:ARG:HG2	1:K:538:CYS:SG	2.58	0.44
1:K:639:LEU:CG	1:K:653:ILE:HD12	2.43	0.44
1:M:1091:CYS:SG	1:M:1103:THR:HB	2.58	0.44
1:M:1149:GLY:H	1:M:1180:VAL:CG2	2.31	0.44
1:M:1235:VAL:HA	1:M:1240:ILE:O	2.18	0.44
1:M:136:ILE:HD13	1:M:152:ILE:HD13	1.99	0.44
1:M:155:MET:HB2	1:M:155:MET:HE2	1.90	0.44
1:M:360:ASP:O	1:M:361:TYR:CD1	2.71	0.44
1:M:947:GLN:HB3	1:M:956:ILE:HG23	2.00	0.44
1:A:1174:ALA:C	1:A:1175:THR:CG2	2.86	0.44
1:A:1149:GLY:H	1:A:1180:VAL:CG2	2.31	0.44
1:A:1213:PHE:O	1:A:1214:TYR:CB	2.49	0.44
1:A:420:ASN:C	1:A:422:SER:H	2.20	0.44
1:A:318:LYS:HD3	1:A:439:ASP:HB2	1.98	0.44
1:A:920:VAL:C	1:A:921:MET:CG	2.85	0.44
1:A:947:GLN:HB3	1:A:956:ILE:HG23	2.00	0.44
1:C:1091:CYS:SG	1:C:1103:THR:HB	2.58	0.44
1:C:149:TRP:CH2	1:C:273:VAL:CG1	2.98	0.44
1:C:261:LEU:O	1:C:261:LEU:HD12	2.18	0.44
1:C:360:ASP:O	1:C:361:TYR:CD1	2.71	0.44
1:E:1173:ALA:O	1:E:1174:ALA:C	2.57	0.44
1:E:1200:LYS:HA	1:E:1211:GLN:O	2.18	0.44

Continued on next page...

Continued from previous page...

Atom-1	Atom-2	Interatomic distance (Å)	Clash overlap (Å)
1:E:409:GLU:HG3	1:G:340:TYR:HH	1.76	0.44
1:G:1187:PRO:HG3	1:G:1229:PHE:HB2	1.98	0.44
1:G:547:PHE:O	1:G:551:ASN:ND2	2.50	0.44
1:G:556:GLY:O	1:G:557:ARG:O	2.35	0.44
1:G:610:VAL:HG22	1:G:907:ARG:CG	2.43	0.44
1:G:622:CYS:SG	1:G:664:ALA:HA	2.58	0.44
1:G:805:SER:HB2	1:G:814:MET:HB3	2.00	0.44
1:G:922:LEU:CD1	1:G:1241:LEU:CD2	2.87	0.44
1:I:1046:THR:HG22	1:I:1063:PHE:CD2	2.52	0.44
1:I:1081:PHE:HE1	1:I:1117:LEU:HA	1.83	0.44
1:I:1226:SER:CB	1:I:1227:PRO:HD2	2.47	0.44
1:I:136:ILE:HD13	1:I:152:ILE:HD13	1.99	0.44
1:I:556:GLY:O	1:I:557:ARG:O	2.35	0.44
1:I:741:GLY:HA3	1:I:770:TRP:CZ2	2.53	0.44
1:I:862:TYR:CZ	1:I:881:HIS:CA	2.96	0.44
1:I:877:ASP:OD1	1:I:878:CYS:N	2.50	0.44
1:I:885:VAL:HG23	1:I:887:GLY:N	2.33	0.44
1:K:1046:THR:HG22	1:K:1063:PHE:CD2	2.53	0.44
1:K:1173:ALA:O	1:K:1174:ALA:C	2.57	0.44
1:K:1176:HIS:CB	1:K:1218:THR:CG2	2.96	0.44
1:K:1233:VAL:HB	1:K:1243:ILE:HA	2.00	0.44
1:K:685:ASN:OD1	1:K:686:SER:N	2.51	0.44
1:K:877:ASP:OD1	1:K:878:CYS:N	2.50	0.44
1:M:1174:ALA:C	1:M:1175:THR:CG2	2.86	0.44
1:M:137:GLN:HG3	1:M:173:LEU:HD22	1.95	0.44
1:M:318:LYS:HD3	1:M:439:ASP:HB2	1.99	0.44
1:M:500:LEU:HD11	1:M:504:MET:SD	2.57	0.44
1:M:641:VAL:HB	1:M:651:LEU:HB2	1.97	0.44
1:A:1091:CYS:SG	1:A:1103:THR:HB	2.58	0.43
1:A:139:LYS:HD2	1:A:278:TYR:CB	2.48	0.43
1:A:140:LEU:C	1:A:140:LEU:CD1	2.86	0.43
1:A:363:ALA:O	1:A:366:GLU:N	2.51	0.43
1:C:1216:ASN:CB	1:C:1242:TYR:OH	2.65	0.43
1:C:622:CYS:SG	1:C:664:ALA:HA	2.58	0.43
1:C:750:ARG:HH11	1:C:806:TRP:HD1	1.66	0.43
1:C:805:SER:HB2	1:C:814:MET:HB3	2.00	0.43
1:C:816:ALA:HB2	1:C:821:ILE:HG12	1.99	0.43
1:C:947:GLN:HB3	1:C:956:ILE:HG23	2.00	0.43
2:D:14:CYS:CB	5:D:201:HEM:HAB	2.43	0.43
1:E:1063:PHE:HA	1:E:1087:THR:HG22	1.99	0.43
1:E:1149:GLY:H	1:E:1180:VAL:CG2	2.31	0.43

Continued on next page...

Continued from previous page...

Atom-1	Atom-2	Interatomic distance (Å)	Clash overlap (Å)
1:E:246:TRP:HH2	1:E:370:ILE:HG22	1.82	0.43
1:E:256:SER:O	1:E:257:GLN:CB	2.65	0.43
1:E:294:ILE:HG22	1:E:295:LEU:N	2.32	0.43
1:E:393:VAL:CG1	1:E:486:PHE:CE2	3.01	0.43
1:E:560:PHE:HA	1:E:561:PRO:HD2	1.73	0.43
1:E:685:ASN:OD1	1:E:686:SER:N	2.51	0.43
1:E:741:GLY:HA3	1:E:770:TRP:CZ2	2.53	0.43
1:E:862:TYR:CE2	1:E:881:HIS:CA	3.01	0.43
1:G:1174:ALA:C	1:G:1175:THR:CG2	2.86	0.43
1:G:1187:PRO:CD	1:G:1229:PHE:CG	3.01	0.43
1:G:171:HIS:HD2	1:G:171:HIS:O	2.01	0.43
1:G:473:LEU:CD1	1:G:480:CYS:HB3	2.47	0.43
1:G:560:PHE:HA	1:G:561:PRO:HD2	1.73	0.43
1:G:618:VAL:HA	1:G:634:GLY:HA2	2.00	0.43
1:G:685:ASN:OD1	1:G:686:SER:N	2.51	0.43
1:G:910:GLU:HG2	1:G:912:LYS:H	1.83	0.43
1:I:1091:CYS:SG	1:I:1103:THR:HB	2.58	0.43
1:I:1139:SER:OG	1:I:1140:THR:N	2.51	0.43
1:I:1175:THR:OG1	1:I:1176:HIS:CE1	2.70	0.43
1:I:171:HIS:O	1:I:171:HIS:HD2	2.01	0.43
1:I:434:ARG:HH21	1:I:434:ARG:CG	2.30	0.43
1:I:500:LEU:HD11	1:I:504:MET:SD	2.57	0.43
1:I:642:PHE:HE2	1:I:644:ALA:HA	1.83	0.43
1:I:681:VAL:O	1:I:694:THR:HA	2.17	0.43
1:I:703:ASN:HD22	1:I:746:VAL:HB	1.83	0.43
1:I:923:LYS:CG	1:I:940:VAL:CG2	2.96	0.43
1:K:1081:PHE:HE1	1:K:1117:LEU:HA	1.83	0.43
1:K:1216:ASN:CB	1:K:1242:TYR:OH	2.65	0.43
1:K:132:LEU:HA	1:K:132:LEU:HD23	1.76	0.43
1:K:318:LYS:HD3	1:K:439:ASP:HB2	1.98	0.43
1:K:866:LEU:HD22	1:K:914:VAL:HG12	1.98	0.43
1:M:1198:TYR:HB2	1:M:1215:THR:HG23	2.00	0.43
1:M:1200:LYS:HA	1:M:1211:GLN:O	2.18	0.43
1:M:1232:TYR:O	1:M:1244:LEU:HD23	2.17	0.43
1:M:139:LYS:HD2	1:M:278:TYR:CB	2.48	0.43
1:M:460:ILE:HD13	1:M:490:HIS:CD2	2.52	0.43
1:M:618:VAL:HA	1:M:634:GLY:HA2	2.00	0.43
1:M:642:PHE:HE2	1:M:644:ALA:HA	1.83	0.43
1:M:813:ILE:HG22	1:M:815:VAL:HG13	2.00	0.43
1:M:845:TYR:CG	1:M:846:CYS:N	2.85	0.43
1:A:1168:LEU:HD11	1:A:1171:GLU:HB3	2.00	0.43

Continued on next page...

Continued from previous page...

Atom-1	Atom-2	Interatomic distance (Å)	Clash overlap (Å)
1:A:1187:PRO:CD	1:A:1229:PHE:CG	3.01	0.43
1:A:685:ASN:OD1	1:A:686:SER:N	2.51	0.43
1:A:622:CYS:HA	1:A:889:MET:HE1	2.00	0.43
1:C:1046:THR:HG22	1:C:1063:PHE:CD2	2.53	0.43
1:C:1198:TYR:HB2	1:C:1215:THR:H	1.82	0.43
1:C:547:PHE:O	1:C:551:ASN:ND2	2.50	0.43
1:C:703:ASN:HD22	1:C:746:VAL:HB	1.84	0.43
1:C:862:TYR:CE2	1:C:881:HIS:CA	3.01	0.43
1:C:622:CYS:HA	1:C:889:MET:HE1	2.00	0.43
1:E:1175:THR:O	1:E:1176:HIS:CD2	2.71	0.43
1:E:420:ASN:C	1:E:422:SER:H	2.20	0.43
1:E:556:GLY:O	1:E:557:ARG:O	2.35	0.43
1:E:573:THR:HA	1:E:577:TYR:CD2	2.47	0.43
1:E:600:LYS:HG2	1:E:601:LYS:N	2.34	0.43
1:E:597:TRP:CH2	1:E:603:ILE:HG12	2.43	0.43
1:E:553:HIS:CB	1:E:610:VAL:CG1	2.89	0.43
1:E:659:GLU:HG3	1:E:659:GLU:O	2.18	0.43
1:E:816:ALA:HB2	1:E:821:ILE:HG12	1.99	0.43
1:E:866:LEU:CD2	1:E:914:VAL:HB	2.43	0.43
1:E:947:GLN:HB3	1:E:956:ILE:HG23	2.00	0.43
1:G:1200:LYS:HA	1:G:1211:GLN:O	2.18	0.43
1:G:1232:TYR:O	1:G:1244:LEU:HD23	2.17	0.43
1:G:149:TRP:HZ2	1:G:255:ASP:HA	1.81	0.43
1:G:845:TYR:HD2	1:G:858:ALA:HB3	1.84	0.43
1:I:1065:GLY:HA3	1:I:1086:GLY:O	2.18	0.43
1:I:1080:ASP:O	1:I:1081:PHE:HD1	2.01	0.43
1:I:1245:GLN:HE21	1:I:1245:GLN:HB3	1.59	0.43
1:I:485:ASN:CB	1:I:486:PHE:CD1	3.02	0.43
1:I:597:TRP:CD1	1:I:1243:ILE:N	2.85	0.43
1:K:1080:ASP:O	1:K:1081:PHE:HD1	2.01	0.43
1:K:1149:GLY:H	1:K:1180:VAL:CG2	2.31	0.43
1:K:1200:LYS:HA	1:K:1211:GLN:O	2.18	0.43
1:K:1176:HIS:CB	1:K:1218:THR:HG21	2.42	0.43
1:K:139:LYS:HD2	1:K:278:TYR:CB	2.48	0.43
1:K:261:LEU:HD12	1:K:261:LEU:O	2.18	0.43
1:K:460:ILE:HD13	1:K:490:HIS:CD2	2.52	0.43
1:K:597:TRP:CD1	1:K:1243:ILE:N	2.85	0.43
1:K:642:PHE:HE2	1:K:644:ALA:HA	1.83	0.43
1:K:884:TRP:O	1:K:884:TRP:CE3	2.71	0.43
1:M:1046:THR:HG22	1:M:1063:PHE:CD2	2.52	0.43
1:M:330:LEU:HD12	1:M:330:LEU:HA	1.74	0.43

Continued on next page...

Continued from previous page...

Atom-1	Atom-2	Interatomic distance (Å)	Clash overlap (Å)
1:A:1176:HIS:CB	1:A:1218:THR:CG2	2.96	0.43
1:A:149:TRP:CH2	1:A:273:VAL:CG1	2.98	0.43
1:A:766:THR:HG22	1:A:782:ASN:HA	2.00	0.43
1:C:1149:GLY:H	1:C:1180:VAL:CG2	2.31	0.43
1:C:1176:HIS:CB	1:C:1218:THR:CG2	2.96	0.43
1:C:171:HIS:HD2	1:C:171:HIS:O	2.01	0.43
1:C:393:VAL:CG1	1:C:486:PHE:CE2	3.01	0.43
1:C:529:TYR:C	1:C:532:ILE:CG2	2.85	0.43
1:C:845:TYR:CG	1:C:846:CYS:N	2.85	0.43
1:C:910:GLU:HG2	1:C:912:LYS:H	1.83	0.43
1:E:1065:GLY:HA3	1:E:1086:GLY:O	2.18	0.43
1:E:1081:PHE:HE1	1:E:1117:LEU:HA	1.83	0.43
1:E:139:LYS:HD2	1:E:278:TYR:CB	2.48	0.43
1:E:363:ALA:O	1:E:366:GLU:N	2.51	0.43
1:E:845:TYR:HD2	1:E:858:ALA:HB3	1.83	0.43
1:G:1081:PHE:HE1	1:G:1117:LEU:HA	1.84	0.43
1:G:1201:TRP:CB	1:G:1210:SER:O	2.58	0.43
1:G:251:LEU:HD22	1:G:260:ILE:HD11	1.99	0.43
1:G:320:SER:OG	1:G:320:SER:O	2.36	0.43
1:G:347:ASN:O	1:G:348:LYS:HB2	2.19	0.43
1:G:485:ASN:CB	1:G:486:PHE:CD1	3.02	0.43
1:G:534:ASP:O	1:G:538:CYS:SG	2.68	0.43
1:G:600:LYS:HG2	1:G:601:LYS:N	2.34	0.43
1:G:741:GLY:HA3	1:G:770:TRP:CZ2	2.53	0.43
1:G:703:ASN:HD22	1:G:746:VAL:HB	1.83	0.43
1:I:390:GLN:CD	1:I:489:TYR:HE2	2.21	0.43
1:I:641:VAL:HB	1:I:651:LEU:HB2	1.97	0.43
1:I:805:SER:HB2	1:I:814:MET:HB3	2.00	0.43
1:I:866:LEU:HD22	1:I:914:VAL:HG12	1.98	0.43
1:I:999:ARG:HD2	1:I:999:ARG:HA	1.73	0.43
1:K:1091:CYS:SG	1:K:1103:THR:HB	2.58	0.43
1:K:251:LEU:HD22	1:K:260:ILE:HD11	1.99	0.43
1:K:485:ASN:CB	1:K:486:PHE:CD1	3.02	0.43
1:K:862:TYR:CE2	1:K:881:HIS:CA	3.01	0.43
1:K:947:GLN:HB3	1:K:956:ILE:HG23	2.00	0.43
1:M:1176:HIS:CB	1:M:1218:THR:HG21	2.42	0.43
1:M:1245:GLN:HB3	1:M:1245:GLN:HE21	1.59	0.43
1:M:862:TYR:CG	1:M:862:TYR:O	2.70	0.43
1:A:999:ARG:CG	1:A:1030:TRP:CD2	3.00	0.43
1:A:1173:ALA:O	1:A:1174:ALA:C	2.57	0.43
1:A:750:ARG:HH11	1:A:806:TRP:HD1	1.67	0.43

Continued on next page...

Continued from previous page...

Atom-1	Atom-2	Interatomic distance (Å)	Clash overlap (Å)
1:C:1081:PHE:HE1	1:C:1117:LEU:HA	1.84	0.43
1:C:1235:VAL:HA	1:C:1240:ILE:O	2.18	0.43
1:C:237:ARG:HG2	1:C:237:ARG:HH11	1.84	0.43
1:C:945:ARG:HG3	1:C:964:VAL:HG13	2.01	0.43
1:E:1091:CYS:SG	1:E:1103:THR:HB	2.58	0.43
1:E:1217:GLY:C	1:E:1218:THR:CG2	2.76	0.43
1:E:1181:THR:CG2	1:E:1221:LYS:HA	2.40	0.43
1:E:1235:VAL:HA	1:E:1240:ILE:O	2.18	0.43
1:E:1216:ASN:CB	1:E:1242:TYR:OH	2.65	0.43
1:E:750:ARG:HH11	1:E:806:TRP:HD1	1.67	0.43
1:E:845:TYR:CG	1:E:846:CYS:N	2.85	0.43
1:E:875:VAL:CG1	1:E:915:CYS:SG	2.94	0.43
1:E:945:ARG:HG3	1:E:964:VAL:HG13	2.01	0.43
1:G:1208:GLU:CG	1:G:1211:GLN:HG2	2.49	0.43
1:G:363:ALA:O	1:G:366:GLU:N	2.51	0.43
1:G:500:LEU:HD11	1:G:504:MET:SD	2.57	0.43
1:G:564:VAL:HG13	1:G:583:GLN:CG	2.44	0.43
1:I:363:ALA:O	1:I:366:GLU:N	2.51	0.43
1:I:618:VAL:HA	1:I:634:GLY:HA2	2.00	0.43
1:I:750:ARG:HH11	1:I:806:TRP:HD1	1.67	0.43
1:K:237:ARG:HG2	1:K:237:ARG:HH11	1.83	0.43
1:K:659:GLU:HG3	1:K:659:GLU:O	2.18	0.43
1:K:766:THR:HG22	1:K:782:ASN:HA	2.00	0.43
1:M:1048:LYS:HD3	1:M:1063:PHE:CZ	2.52	0.43
1:M:1044:GLN:HG2	1:M:1068:LYS:HZ2	1.83	0.43
1:M:1081:PHE:HE1	1:M:1117:LEU:HA	1.83	0.43
1:M:1168:LEU:HD11	1:M:1171:GLU:HB3	2.00	0.43
1:M:251:LEU:HD22	1:M:260:ILE:HD11	1.99	0.43
1:M:363:ALA:O	1:M:366:GLU:N	2.51	0.43
1:M:703:ASN:HD22	1:M:746:VAL:HB	1.84	0.43
1:A:1081:PHE:HE1	1:A:1117:LEU:HA	1.84	0.43
1:A:1225:VAL:HG11	1:A:1229:PHE:CE2	2.53	0.43
1:A:529:TYR:HD1	1:A:529:TYR:O	2.02	0.43
1:A:813:ILE:HG22	1:A:815:VAL:HG13	1.99	0.43
1:C:1067:VAL:HG11	1:C:1112:TRP:CZ2	2.54	0.43
1:C:1174:ALA:C	1:C:1175:THR:CG2	2.86	0.43
1:C:363:ALA:O	1:C:366:GLU:N	2.51	0.43
1:C:529:TYR:HD1	1:C:529:TYR:O	2.02	0.43
1:C:600:LYS:HG2	1:C:601:LYS:N	2.34	0.43
1:C:884:TRP:CE3	1:C:884:TRP:O	2.71	0.43
1:E:1175:THR:OG1	1:E:1176:HIS:CE1	2.70	0.43

Continued on next page...

Continued from previous page...

Atom-1	Atom-2	Interatomic distance (Å)	Clash overlap (Å)
1:E:212:PHE:CB	1:E:226:ARG:NH1	2.57	0.43
1:E:396:PRO:O	1:E:399:VAL:HG22	2.19	0.43
1:E:485:ASN:CB	1:E:486:PHE:CD1	3.02	0.43
1:G:1046:THR:HG22	1:G:1063:PHE:CD2	2.52	0.43
1:G:1149:GLY:H	1:G:1180:VAL:CG2	2.31	0.43
1:G:1185:PHE:CE1	1:G:1192:LEU:HD12	2.39	0.43
1:G:256:SER:O	1:G:257:GLN:CB	2.65	0.43
1:G:360:ASP:O	1:G:361:TYR:CD1	2.71	0.43
1:G:364:LEU:HD22	1:G:364:LEU:HA	1.82	0.43
1:G:862:TYR:CE2	1:G:881:HIS:CA	3.01	0.43
1:I:1198:TYR:HB2	1:I:1215:THR:HG23	2.00	0.43
1:I:1233:VAL:HB	1:I:1243:ILE:HA	2.00	0.43
1:I:529:TYR:HD1	1:I:529:TYR:O	2.02	0.43
1:I:600:LYS:HG2	1:I:601:LYS:N	2.34	0.43
1:K:1198:TYR:HB2	1:K:1215:THR:H	1.82	0.43
1:K:1225:VAL:HG11	1:K:1229:PHE:CE2	2.53	0.43
1:K:360:ASP:O	1:K:361:TYR:CD1	2.71	0.43
1:K:402:ILE:HG12	1:K:402:ILE:H	1.64	0.43
1:K:750:ARG:HH11	1:K:806:TRP:HD1	1.67	0.43
1:K:845:TYR:HD2	1:K:858:ALA:HB3	1.83	0.43
1:K:862:TYR:CG	1:K:862:TYR:O	2.70	0.43
1:K:945:ARG:HG3	1:K:964:VAL:HG13	2.01	0.43
1:M:1233:VAL:HB	1:M:1243:ILE:HA	2.01	0.43
1:M:237:ARG:HG2	1:M:237:ARG:HH11	1.83	0.43
1:M:307:PRO:HD2	1:M:338:TRP:CH2	2.54	0.43
1:M:557:ARG:HD3	1:M:557:ARG:HA	1.87	0.43
1:M:862:TYR:CE2	1:M:881:HIS:CA	3.01	0.43
1:M:866:LEU:HD22	1:M:914:VAL:HG12	1.98	0.43
1:M:945:ARG:HG3	1:M:964:VAL:HG13	2.01	0.43
1:A:1220:LEU:CB	1:A:1236:ASP:HB3	2.48	0.43
1:A:230:LEU:CD2	1:A:234:LYS:CG	2.85	0.43
1:A:557:ARG:HD3	1:A:557:ARG:HA	1.87	0.43
1:A:600:LYS:HG2	1:A:601:LYS:N	2.34	0.43
1:A:622:CYS:SG	1:A:664:ALA:HA	2.58	0.43
1:A:805:SER:HB2	1:A:814:MET:HB3	2.00	0.43
1:A:945:ARG:HG3	1:A:964:VAL:HG13	2.01	0.43
1:C:1168:LEU:HD11	1:C:1171:GLU:HB3	2.00	0.43
1:E:1067:VAL:HG11	1:E:1112:TRP:CZ2	2.54	0.43
1:E:1080:ASP:O	1:E:1081:PHE:HD1	2.01	0.43
1:E:307:PRO:HD2	1:E:338:TRP:CH2	2.54	0.43
1:E:703:ASN:HD22	1:E:746:VAL:HB	1.84	0.43

Continued on next page...

Continued from previous page...

Atom-1	Atom-2	Interatomic distance (Å)	Clash overlap (Å)
1:E:736:ARG:NH1	1:E:772:ALA:O	2.39	0.43
1:G:750:ARG:HH11	1:G:806:TRP:HD1	1.67	0.43
1:G:895:SER:C	1:G:911:THR:OG1	2.57	0.43
1:I:1007:TRP:HZ3	1:I:1048:LYS:HA	1.83	0.43
1:I:1149:GLY:H	1:I:1180:VAL:CG2	2.31	0.43
1:I:1200:LYS:HA	1:I:1211:GLN:O	2.18	0.43
1:I:149:TRP:CH2	1:I:273:VAL:CG1	2.98	0.43
1:I:208:GLN:HG3	1:I:208:GLN:H	1.48	0.43
1:I:212:PHE:CB	1:I:226:ARG:NH1	2.57	0.43
1:I:261:LEU:HD12	1:I:261:LEU:O	2.18	0.43
1:I:393:VAL:CG1	1:I:486:PHE:CE2	3.01	0.43
1:I:460:ILE:HD13	1:I:490:HIS:CD2	2.52	0.43
1:I:845:TYR:HD2	1:I:858:ALA:HB3	1.84	0.43
1:I:947:GLN:HB3	1:I:956:ILE:HG23	2.00	0.43
1:K:1048:LYS:HD3	1:K:1063:PHE:CZ	2.52	0.43
1:K:703:ASN:HD22	1:K:746:VAL:HB	1.84	0.43
1:M:1065:GLY:HA3	1:M:1086:GLY:O	2.18	0.43
1:M:1176:HIS:CB	1:M:1218:THR:CG2	2.96	0.43
1:M:1220:LEU:CB	1:M:1236:ASP:HB3	2.48	0.43
1:M:1232:TYR:OH	1:M:1234:THR:CB	2.59	0.43
1:M:171:HIS:HD2	1:M:171:HIS:O	2.01	0.43
1:M:261:LEU:HD12	1:M:261:LEU:O	2.17	0.43
1:M:396:PRO:O	1:M:399:VAL:HG22	2.19	0.43
1:M:597:TRP:CD1	1:M:1243:ILE:N	2.85	0.43
1:M:685:ASN:OD1	1:M:686:SER:N	2.51	0.43
1:M:750:ARG:HH11	1:M:806:TRP:HD1	1.67	0.43
2:N:16:GLN:N	2:N:16:GLN:OE1	2.47	0.43
1:A:1007:TRP:HZ3	1:A:1048:LYS:HA	1.83	0.43
1:A:999:ARG:HB2	1:A:1030:TRP:CE3	2.54	0.43
1:A:1046:THR:HG22	1:A:1063:PHE:CD2	2.53	0.43
1:A:295:LEU:HD22	1:A:295:LEU:HA	1.75	0.43
1:A:347:ASN:O	1:A:348:LYS:HB2	2.19	0.43
1:A:429:ASN:HA	1:A:429:ASN:HD22	1.66	0.43
1:A:393:VAL:CG1	1:A:486:PHE:CE2	3.01	0.43
1:A:883:SER:O	1:A:884:TRP:O	2.37	0.43
1:C:1208:GLU:CG	1:C:1211:GLN:HG2	2.49	0.43
1:C:307:PRO:HD2	1:C:338:TRP:CH2	2.54	0.43
1:C:445:LEU:O	1:C:449:ASN:N	2.48	0.43
1:C:597:TRP:CH2	1:C:603:ILE:HG12	2.43	0.43
1:C:866:LEU:O	1:C:875:VAL:N	2.44	0.43
1:E:529:TYR:HD1	1:E:529:TYR:O	2.02	0.43

Continued on next page...

Continued from previous page...

Atom-1	Atom-2	Interatomic distance (Å)	Clash overlap (Å)
1:E:622:CYS:SG	1:E:664:ALA:HA	2.58	0.43
1:E:910:GLU:HG2	1:E:912:LYS:H	1.83	0.43
1:G:1080:ASP:O	1:G:1081:PHE:HD1	2.01	0.43
1:G:1235:VAL:HA	1:G:1240:ILE:O	2.18	0.43
1:G:242:LEU:N	1:G:242:LEU:HD12	2.26	0.43
1:G:947:GLN:HB3	1:G:956:ILE:HG23	2.00	0.43
1:I:1181:THR:HG22	1:I:1182:ASP:N	2.34	0.43
1:I:347:ASN:O	1:I:348:LYS:HB2	2.19	0.43
1:I:360:ASP:O	1:I:361:TYR:CD1	2.71	0.43
1:I:835:ILE:HG12	1:I:869:THR:HA	1.99	0.43
1:K:1067:VAL:HG11	1:K:1112:TRP:CZ2	2.54	0.43
1:K:1181:THR:CG2	1:K:1221:LYS:HA	2.40	0.43
1:K:1187:PRO:CD	1:K:1229:PHE:CG	3.01	0.43
1:K:1235:VAL:HA	1:K:1240:ILE:O	2.18	0.43
1:K:363:ALA:O	1:K:366:GLU:N	2.51	0.43
1:K:600:LYS:HG2	1:K:601:LYS:N	2.34	0.43
1:K:645:GLU:HB3	1:K:646:THR:H	1.70	0.43
1:K:895:SER:C	1:K:911:THR:OG1	2.57	0.43
1:K:923:LYS:CG	1:K:940:VAL:CG2	2.96	0.43
1:M:1080:ASP:O	1:M:1081:PHE:HD1	2.01	0.43
1:M:1187:PRO:HG3	1:M:1229:PHE:HB2	1.98	0.43
1:M:480:CYS:CA	1:M:483:TRP:HD1	2.28	0.43
1:M:393:VAL:CG1	1:M:486:PHE:CE2	3.01	0.43
1:M:568:LEU:HG	1:M:568:LEU:H	1.50	0.43
1:M:923:LYS:CG	1:M:940:VAL:CG2	2.96	0.43
1:A:1065:GLY:HA3	1:A:1086:GLY:O	2.18	0.43
1:A:1187:PRO:HG3	1:A:1229:PHE:HB2	1.98	0.43
1:A:171:HIS:HD2	1:A:171:HIS:O	2.01	0.43
1:A:237:ARG:HG2	1:A:237:ARG:HH11	1.84	0.43
1:A:862:TYR:CE2	1:A:881:HIS:CA	3.01	0.43
1:C:1065:GLY:HA3	1:C:1086:GLY:O	2.18	0.43
1:C:618:VAL:HA	1:C:634:GLY:HA2	2.00	0.43
1:E:1046:THR:HG22	1:E:1063:PHE:CD2	2.52	0.43
1:E:360:ASP:O	1:E:361:TYR:CD1	2.71	0.43
1:E:390:GLN:HB3	1:E:393:VAL:CG1	2.47	0.43
1:G:1032:TRP:O	1:G:1034:LEU:N	2.50	0.43
1:G:1067:VAL:HG11	1:G:1112:TRP:CZ2	2.54	0.43
1:G:1173:ALA:O	1:G:1174:ALA:C	2.57	0.43
1:G:1245:GLN:HB3	1:G:1245:GLN:HE21	1.59	0.43
1:G:237:ARG:HG2	1:G:237:ARG:HH11	1.83	0.43
1:G:396:PRO:O	1:G:399:VAL:HG22	2.19	0.43

Continued on next page...

Continued from previous page...

Atom-1	Atom-2	Interatomic distance (Å)	Clash overlap (Å)
1:I:1187:PRO:CD	1:I:1229:PHE:CG	3.01	0.43
1:K:1198:TYR:HB2	1:K:1215:THR:HG23	2.00	0.43
1:K:248:SER:O	1:K:249:TRP:C	2.57	0.43
1:K:393:VAL:CG1	1:K:486:PHE:CE2	3.01	0.43
1:K:563:ILE:O	1:K:567:GLY:N	2.51	0.43
1:K:564:VAL:HG13	1:K:583:GLN:CG	2.43	0.43
1:M:1160:GLU:O	1:M:1162:LEU:N	2.49	0.43
1:M:1167:PRO:HB3	1:M:1202:TRP:CG	2.45	0.43
1:M:883:SER:O	1:M:884:TRP:O	2.37	0.43
1:A:1194:SER:OG	1:A:1202:TRP:CZ3	2.70	0.43
1:A:301:MET:O	1:A:302:LYS:C	2.58	0.43
1:A:307:PRO:HD2	1:A:338:TRP:CH2	2.54	0.43
1:A:374:MET:HA	1:A:374:MET:HE3	1.99	0.43
1:A:457:HIS:CD2	1:A:493:SER:OG	2.69	0.43
1:A:484:TYR:HB2	1:A:485:ASN:HD22	1.84	0.43
1:A:547:PHE:O	1:A:551:ASN:ND2	2.50	0.43
1:A:618:VAL:HA	1:A:634:GLY:HA2	2.00	0.43
1:C:457:HIS:CD2	1:C:493:SER:OG	2.69	0.43
1:C:923:LYS:HA	1:C:923:LYS:HD3	1.82	0.43
1:E:237:ARG:HG2	1:E:237:ARG:HH11	1.84	0.43
1:E:618:VAL:HA	1:E:634:GLY:HA2	2.00	0.43
1:G:140:LEU:CD1	1:G:140:LEU:C	2.86	0.43
1:G:866:LEU:HD22	1:G:914:VAL:HG12	1.98	0.43
1:I:1173:ALA:O	1:I:1174:ALA:C	2.57	0.43
1:I:1187:PRO:HG3	1:I:1229:PHE:HB2	1.98	0.43
1:I:1235:VAL:HA	1:I:1240:ILE:O	2.18	0.43
1:I:622:CYS:SG	1:I:664:ALA:HA	2.58	0.43
1:K:1181:THR:HG22	1:K:1182:ASP:N	2.34	0.43
1:K:396:PRO:O	1:K:399:VAL:HG22	2.19	0.43
1:K:484:TYR:HB2	1:K:485:ASN:HD22	1.84	0.43
1:K:494:ALA:O	1:K:495:LYS:CB	2.62	0.43
1:K:736:ARG:NH1	1:K:772:ALA:O	2.39	0.43
1:K:622:CYS:HA	1:K:889:MET:HE1	2.01	0.43
1:M:999:ARG:HB2	1:M:1030:TRP:CE3	2.54	0.43
1:M:494:ALA:O	1:M:495:LYS:CB	2.62	0.43
1:M:572:GLU:HB3	1:M:573:THR:H	1.71	0.43
1:M:600:LYS:HG2	1:M:601:LYS:N	2.34	0.43
1:M:622:CYS:SG	1:M:664:ALA:HA	2.58	0.43
1:M:766:THR:HG22	1:M:782:ASN:HA	2.00	0.43
1:A:1080:ASP:O	1:A:1081:PHE:HD1	2.01	0.43
1:A:262:LEU:HG	1:A:262:LEU:O	2.19	0.43

Continued on next page...

Continued from previous page...

Atom-1	Atom-2	Interatomic distance (Å)	Clash overlap (Å)
1:A:564:VAL:HG13	1:A:583:GLN:CG	2.43	0.43
1:C:999:ARG:HB2	1:C:1030:TRP:CE3	2.54	0.43
1:C:1139:SER:OG	1:C:1140:THR:N	2.51	0.43
1:C:1173:ALA:O	1:C:1174:ALA:C	2.57	0.43
1:C:573:THR:HA	1:C:577:TYR:CD2	2.47	0.43
1:C:883:SER:O	1:C:884:TRP:O	2.37	0.43
1:C:895:SER:C	1:C:911:THR:OG1	2.57	0.43
1:E:1032:TRP:O	1:E:1034:LEU:N	2.50	0.43
1:E:1187:PRO:HG3	1:E:1229:PHE:HB2	1.98	0.43
1:E:1225:VAL:CG1	1:E:1229:PHE:CE1	3.01	0.43
1:E:222:GLU:OE2	1:G:204:THR:HG21	2.19	0.43
1:E:473:LEU:HD22	1:E:484:TYR:CE1	2.43	0.43
1:E:513:LYS:O	1:E:517:VAL:CB	2.62	0.43
1:E:923:LYS:CG	1:E:940:VAL:CG2	2.96	0.43
1:G:235:HIS:HB3	1:G:238:SER:HB3	2.01	0.43
1:G:156:ALA:HB2	1:G:265:ARG:NH2	2.34	0.43
1:G:736:ARG:NH1	1:G:772:ALA:O	2.39	0.43
1:G:945:ARG:HG3	1:G:964:VAL:HG13	2.01	0.43
1:G:970:SER:HB3	1:G:975:TYR:HB2	2.01	0.43
1:I:1072:ILE:O	1:I:1074:THR:N	2.52	0.43
1:I:235:HIS:HB3	1:I:238:SER:HB3	2.01	0.43
1:I:581:LYS:HA	1:I:581:LYS:HD2	1.68	0.43
1:K:1065:GLY:HA3	1:K:1086:GLY:O	2.18	0.43
1:K:222:GLU:OE2	1:M:204:THR:HG21	2.19	0.43
1:K:326:LEU:HD23	1:K:353:ILE:HG22	2.01	0.43
1:K:529:TYR:HD1	1:K:529:TYR:O	2.02	0.43
1:K:805:SER:HB2	1:K:814:MET:HB3	2.00	0.43
1:M:1187:PRO:CD	1:M:1229:PHE:CG	3.01	0.43
1:M:262:LEU:HG	1:M:262:LEU:O	2.19	0.43
1:M:622:CYS:HA	1:M:889:MET:HE1	2.01	0.43
1:A:485:ASN:HD22	1:A:485:ASN:H	1.67	0.42
1:A:526:PHE:HA	1:A:529:TYR:HB3	2.00	0.42
1:A:895:SER:C	1:A:911:THR:OG1	2.57	0.42
1:C:127:VAL:CG1	1:C:293:GLU:HG2	2.49	0.42
1:C:320:SER:HG	1:C:323:VAL:HB	1.84	0.42
1:C:396:PRO:O	1:C:399:VAL:HG22	2.19	0.42
1:C:557:ARG:CG	1:C:558:GLN:N	2.79	0.42
1:C:659:GLU:HG3	1:C:659:GLU:O	2.18	0.42
1:E:1168:LEU:HD11	1:E:1171:GLU:HB3	2.00	0.42
1:E:171:HIS:HD2	1:E:171:HIS:O	2.01	0.42
1:E:127:VAL:CG1	1:E:293:GLU:HG2	2.49	0.42

Continued on next page...

Continued from previous page...

Atom-1	Atom-2	Interatomic distance (Å)	Clash overlap (Å)
1:E:347:ASN:O	1:E:348:LYS:HB2	2.19	0.42
1:G:1007:TRP:HZ3	1:G:1048:LYS:HA	1.83	0.42
1:G:222:GLU:OE2	1:I:204:THR:HG21	2.19	0.42
1:G:307:PRO:HD2	1:G:338:TRP:CH2	2.54	0.42
1:G:393:VAL:CG1	1:G:486:PHE:CE2	3.01	0.42
1:G:526:PHE:HA	1:G:529:TYR:HB3	2.00	0.42
1:G:529:TYR:O	1:G:529:TYR:HD1	2.02	0.42
1:G:678:ASP:OD2	1:G:680:LYS:CD	2.67	0.42
1:I:1067:VAL:HG11	1:I:1112:TRP:CZ2	2.54	0.42
1:I:237:ARG:HG2	1:I:237:ARG:HH11	1.83	0.42
1:I:156:ALA:HB2	1:I:265:ARG:NH2	2.34	0.42
1:I:139:LYS:HD2	1:I:278:TYR:CB	2.48	0.42
1:I:895:SER:C	1:I:911:THR:OG1	2.57	0.42
1:I:945:ARG:HG3	1:I:964:VAL:HG13	2.01	0.42
1:K:1072:ILE:O	1:K:1074:THR:N	2.52	0.42
1:K:137:GLN:HG3	1:K:173:LEU:HD22	1.95	0.42
1:K:359:TYR:HE1	1:K:361:TYR:CD1	2.32	0.42
1:M:1225:VAL:HG11	1:M:1229:PHE:CE2	2.53	0.42
1:M:347:ASN:O	1:M:348:LYS:HB2	2.19	0.42
1:M:485:ASN:CB	1:M:486:PHE:CD1	3.02	0.42
1:M:485:ASN:H	1:M:485:ASN:HD22	1.67	0.42
1:M:563:ILE:O	1:M:567:GLY:N	2.51	0.42
1:M:805:SER:HB2	1:M:814:MET:HB3	2.00	0.42
1:A:162:VAL:O	1:A:166:GLU:HB2	2.20	0.42
1:A:402:ILE:HG12	1:A:402:ILE:H	1.65	0.42
1:A:485:ASN:CB	1:A:486:PHE:CD1	3.02	0.42
1:A:845:TYR:HD2	1:A:858:ALA:HB3	1.84	0.42
1:A:866:LEU:HD22	1:A:914:VAL:HG12	1.98	0.42
1:A:875:VAL:CG1	1:A:915:CYS:SG	2.94	0.42
1:C:1200:LYS:HA	1:C:1211:GLN:O	2.18	0.42
1:A:409:GLU:CG	1:C:340:TYR:CZ	3.00	0.42
1:C:391:LYS:H	1:C:391:LYS:HG2	1.60	0.42
1:E:1208:GLU:CG	1:E:1211:GLN:HG2	2.49	0.42
1:E:261:LEU:HD12	1:E:261:LEU:O	2.18	0.42
1:E:301:MET:O	1:E:302:LYS:C	2.57	0.42
1:G:1072:ILE:O	1:G:1074:THR:N	2.52	0.42
1:G:1212:THR:CG2	1:G:1213:PHE:H	2.12	0.42
1:G:137:GLN:HG3	1:G:173:LEU:HD22	1.95	0.42
1:G:262:LEU:O	1:G:262:LEU:HG	2.19	0.42
1:I:1168:LEU:HD11	1:I:1171:GLU:HB3	2.00	0.42
1:I:390:GLN:HB3	1:I:393:VAL:CG1	2.47	0.42

Continued on next page...

Continued from previous page...

Atom-1	Atom-2	Interatomic distance (Å)	Clash overlap (Å)
1:I:736:ARG:NH1	1:I:772:ALA:O	2.39	0.42
1:I:938:LEU:HD13	1:I:938:LEU:HA	1.85	0.42
1:K:171:HIS:HD2	1:K:171:HIS:O	2.01	0.42
1:I:222:GLU:OE2	1:K:204:THR:HG21	2.19	0.42
1:K:307:PRO:HD2	1:K:338:TRP:CH2	2.54	0.42
1:M:1181:THR:HG22	1:M:1182:ASP:N	2.34	0.42
1:M:394:LYS:HB3	1:M:434:ARG:CG	2.48	0.42
1:M:526:PHE:HA	1:M:529:TYR:HB3	2.00	0.42
1:M:529:TYR:O	1:M:529:TYR:HD1	2.02	0.42
1:A:1032:TRP:O	1:A:1034:LEU:N	2.50	0.42
1:A:1067:VAL:HG11	1:A:1112:TRP:CZ2	2.54	0.42
1:A:127:VAL:CG1	1:A:293:GLU:HG2	2.49	0.42
1:A:204:THR:HG21	1:M:222:GLU:OE2	2.19	0.42
1:A:597:TRP:CZ3	1:A:600:LYS:HA	2.54	0.42
1:A:866:LEU:CD2	1:A:914:VAL:HB	2.43	0.42
1:A:970:SER:CB	1:A:975:TYR:HB2	2.49	0.42
1:C:1072:ILE:O	1:C:1074:THR:N	2.52	0.42
1:C:1185:PHE:CE1	1:C:1192:LEU:HD12	2.39	0.42
1:C:485:ASN:CB	1:C:486:PHE:CD1	3.02	0.42
1:C:970:SER:CB	1:C:975:TYR:HB2	2.49	0.42
1:C:970:SER:HB3	1:C:975:TYR:HB2	2.01	0.42
1:E:326:LEU:HD23	1:E:353:ILE:HG22	2.01	0.42
1:E:361:TYR:HB3	1:E:366:GLU:HG2	2.01	0.42
1:E:406:MET:O	1:E:411:VAL:CG2	2.68	0.42
1:E:484:TYR:HB2	1:E:485:ASN:HD22	1.84	0.42
1:E:578:GLN:NE2	1:E:578:GLN:C	2.73	0.42
1:G:999:ARG:HB2	1:G:1030:TRP:CE3	2.54	0.42
1:G:1168:LEU:HD11	1:G:1171:GLU:HB3	2.00	0.42
1:G:1233:VAL:CB	1:G:1243:ILE:HG12	2.49	0.42
1:G:148:GLY:C	1:G:149:TRP:HD1	2.23	0.42
1:G:261:LEU:HD12	1:G:261:LEU:O	2.18	0.42
1:G:301:MET:O	1:G:302:LYS:C	2.57	0.42
1:G:597:TRP:CZ3	1:G:600:LYS:HA	2.55	0.42
1:G:645:GLU:C	1:G:647:GLY:N	2.73	0.42
1:I:162:VAL:O	1:I:166:GLU:HB2	2.20	0.42
1:I:334:PHE:CB	1:I:337:ARG:CD	2.87	0.42
1:I:526:PHE:HA	1:I:529:TYR:HB3	2.00	0.42
1:I:920:VAL:C	1:I:921:MET:CG	2.85	0.42
1:K:1168:LEU:HD11	1:K:1171:GLU:HB3	2.00	0.42
1:K:1177:GLY:HA2	1:K:1197:GLY:HA3	2.01	0.42
1:K:148:GLY:C	1:K:149:TRP:HD1	2.23	0.42

Continued on next page...

Continued from previous page...

Atom-1	Atom-2	Interatomic distance (Å)	Clash overlap (Å)
1:K:156:ALA:HB2	1:K:265:ARG:NH2	2.34	0.42
1:K:390:GLN:HB3	1:K:393:VAL:CG1	2.47	0.42
1:K:622:CYS:SG	1:K:664:ALA:HA	2.58	0.42
1:M:1007:TRP:HZ3	1:M:1048:LYS:HA	1.83	0.42
1:M:1067:VAL:HG11	1:M:1112:TRP:CZ2	2.54	0.42
1:M:1139:SER:OG	1:M:1140:THR:N	2.51	0.42
1:M:301:MET:O	1:M:302:LYS:C	2.58	0.42
1:M:326:LEU:HD23	1:M:353:ILE:HG22	2.01	0.42
1:M:361:TYR:HB3	1:M:366:GLU:HG2	2.02	0.42
1:M:533:LEU:HB3	1:M:534:ASP:H	1.60	0.42
1:M:882:LEU:HD23	1:M:903:ASP:HB2	2.01	0.42
1:M:895:SER:C	1:M:911:THR:OG1	2.57	0.42
1:A:1200:LYS:HA	1:A:1211:GLN:O	2.18	0.42
1:A:1233:VAL:HB	1:A:1243:ILE:HA	2.00	0.42
1:A:882:LEU:HD23	1:A:903:ASP:HB2	2.01	0.42
1:C:1212:THR:OG1	1:C:1213:PHE:N	2.53	0.42
1:C:361:TYR:HB3	1:C:366:GLU:HG2	2.01	0.42
1:C:678:ASP:OD2	1:C:680:LYS:CD	2.67	0.42
1:C:866:LEU:HD22	1:C:914:VAL:HG12	1.98	0.42
1:E:1233:VAL:CB	1:E:1243:ILE:HG12	2.49	0.42
1:E:148:GLY:C	1:E:149:TRP:HD1	2.23	0.42
1:E:155:MET:HB2	1:E:155:MET:HE2	1.86	0.42
1:C:222:GLU:OE2	1:E:204:THR:HG21	2.19	0.42
1:E:394:LYS:CB	1:E:434:ARG:CB	2.80	0.42
1:E:547:PHE:O	1:E:551:ASN:ND2	2.50	0.42
1:E:597:TRP:CZ3	1:E:600:LYS:HA	2.54	0.42
1:E:866:LEU:HD22	1:E:914:VAL:HG12	1.98	0.42
1:G:1181:THR:HG22	1:G:1182:ASP:N	2.34	0.42
1:G:127:VAL:CG1	1:G:293:GLU:HG2	2.49	0.42
1:I:603:ILE:CD1	1:I:1242:TYR:CE1	3.00	0.42
1:I:326:LEU:HD23	1:I:353:ILE:HG22	2.01	0.42
1:I:970:SER:HB3	1:I:975:TYR:HB2	2.01	0.42
1:K:1007:TRP:HZ3	1:K:1048:LYS:HA	1.83	0.42
1:K:1181:THR:HG21	1:K:1221:LYS:CA	2.39	0.42
1:K:235:HIS:HB3	1:K:238:SER:HB3	2.01	0.42
1:K:882:LEU:HD23	1:K:903:ASP:HB2	2.01	0.42
1:M:1072:ILE:O	1:M:1074:THR:N	2.52	0.42
1:A:336:ASN:CB	1:M:431:LYS:HZ3	2.12	0.42
1:M:713:HIS:ND1	1:M:755:ASP:OD2	2.53	0.42
1:A:1139:SER:OG	1:A:1140:THR:N	2.51	0.42
1:A:148:GLY:C	1:A:149:TRP:HD1	2.23	0.42

Continued on next page...

Continued from previous page...

Atom-1	Atom-2	Interatomic distance (Å)	Clash overlap (Å)
1:A:396:PRO:O	1:A:399:VAL:HG22	2.19	0.42
1:A:970:SER:HB3	1:A:975:TYR:HB2	2.01	0.42
1:C:1007:TRP:HZ3	1:C:1048:LYS:HA	1.83	0.42
1:C:1245:GLN:HB3	1:C:1245:GLN:HE21	1.59	0.42
1:C:148:GLY:C	1:C:149:TRP:HD1	2.23	0.42
1:C:156:ALA:HB2	1:C:265:ARG:NH2	2.34	0.42
1:C:322:LEU:HG	1:C:359:TYR:HE2	1.85	0.42
1:C:347:ASN:O	1:C:348:LYS:HB2	2.19	0.42
1:C:485:ASN:HD22	1:C:485:ASN:H	1.67	0.42
1:E:1139:SER:OG	1:E:1140:THR:N	2.51	0.42
1:E:248:SER:O	1:E:249:TRP:C	2.57	0.42
1:E:156:ALA:HB2	1:E:265:ARG:NH2	2.34	0.42
1:E:394:LYS:HB3	1:E:434:ARG:CG	2.48	0.42
1:E:645:GLU:C	1:E:647:GLY:N	2.73	0.42
1:E:970:SER:CB	1:E:975:TYR:HB2	2.49	0.42
1:G:146:GLU:C	1:G:147:PRO:O	2.58	0.42
1:G:206:LEU:CD2	1:G:235:HIS:CD2	3.03	0.42
1:G:270:THR:OG1	1:G:270:THR:O	2.32	0.42
1:G:416:GLN:CA	1:G:416:GLN:HE21	2.32	0.42
1:I:999:ARG:HB2	1:I:1030:TRP:CE3	2.54	0.42
1:I:262:LEU:O	1:I:262:LEU:HG	2.19	0.42
1:I:416:GLN:CA	1:I:416:GLN:HE21	2.32	0.42
1:I:595:LEU:HD13	1:I:1244:LEU:CD1	2.50	0.42
1:I:645:GLU:C	1:I:647:GLY:N	2.73	0.42
1:I:862:TYR:CE2	1:I:881:HIS:CA	3.01	0.42
2:J:16:GLN:N	2:J:16:GLN:OE1	2.47	0.42
1:K:595:LEU:HD13	1:K:1244:LEU:CD1	2.50	0.42
1:K:320:SER:HG	1:K:323:VAL:HB	1.85	0.42
1:K:560:PHE:HA	1:K:561:PRO:HD2	1.73	0.42
1:K:543:ASN:CG	1:K:574:SER:HB2	2.38	0.42
1:K:678:ASP:OD2	1:K:680:LYS:CD	2.67	0.42
1:K:852:ASN:HB2	1:K:854:LEU:HG	2.02	0.42
1:K:883:SER:O	1:K:884:TRP:O	2.37	0.42
1:M:1173:ALA:O	1:M:1174:ALA:C	2.57	0.42
1:M:597:TRP:CZ3	1:M:600:LYS:CB	3.02	0.42
1:M:678:ASP:OD2	1:M:680:LYS:CD	2.67	0.42
1:M:852:ASN:HB2	1:M:854:LEU:HG	2.02	0.42
1:A:1181:THR:HG22	1:A:1182:ASP:N	2.34	0.42
1:A:1233:VAL:O	1:A:1233:VAL:CG2	2.68	0.42
1:A:156:ALA:HB2	1:A:265:ARG:NH2	2.34	0.42
1:A:391:LYS:HG2	1:A:391:LYS:H	1.60	0.42

Continued on next page...

Continued from previous page...

Atom-1	Atom-2	Interatomic distance (Å)	Clash overlap (Å)
1:A:534:ASP:O	1:A:538:CYS:SG	2.69	0.42
1:A:641:VAL:HB	1:A:651:LEU:HB2	1.97	0.42
1:C:1228:ASP:CB	1:C:1230:LYS:HG2	2.37	0.42
1:C:406:MET:O	1:C:411:VAL:CG2	2.68	0.42
1:C:669:ASP:O	1:C:686:SER:OG	2.27	0.42
1:C:862:TYR:CG	1:C:862:TYR:O	2.70	0.42
1:C:882:LEU:HD23	1:C:903:ASP:HB2	2.01	0.42
1:E:1072:ILE:O	1:E:1074:THR:N	2.52	0.42
1:E:111:ARG:HG2	1:E:111:ARG:H	1.63	0.42
1:E:235:HIS:HB3	1:E:238:SER:HB3	2.01	0.42
1:E:320:SER:O	1:E:320:SER:OG	2.36	0.42
1:E:480:CYS:CA	1:E:483:TRP:HD1	2.28	0.42
1:E:526:PHE:HA	1:E:529:TYR:HB3	2.00	0.42
1:E:641:VAL:HB	1:E:651:LEU:HB2	1.97	0.42
1:G:1056:SER:O	1:G:1072:ILE:N	2.31	0.42
1:G:1176:HIS:CB	1:G:1218:THR:CB	2.98	0.42
1:G:162:VAL:O	1:G:166:GLU:HB2	2.20	0.42
1:G:330:LEU:HD12	1:G:330:LEU:HA	1.74	0.42
1:G:402:ILE:H	1:G:402:ILE:HG12	1.65	0.42
1:G:484:TYR:HB2	1:G:485:ASN:HD22	1.84	0.42
1:I:1176:HIS:CB	1:I:1218:THR:HG21	2.42	0.42
1:I:563:ILE:O	1:I:567:GLY:N	2.51	0.42
1:K:999:ARG:HB2	1:K:1030:TRP:CE3	2.54	0.42
1:K:206:LEU:CD2	1:K:235:HIS:CD2	3.03	0.42
1:K:389:LEU:HD21	1:K:395:VAL:HG21	2.02	0.42
1:K:597:TRP:CZ3	1:K:600:LYS:CB	3.02	0.42
1:K:597:TRP:CZ2	1:K:603:ILE:CG1	2.94	0.42
1:M:603:ILE:CD1	1:M:1242:TYR:CE1	3.00	0.42
1:M:639:LEU:H	1:M:653:ILE:HG22	1.79	0.42
1:M:659:GLU:HG3	1:M:659:GLU:O	2.18	0.42
1:M:786:PHE:CE1	1:M:819:ASN:HB2	2.55	0.42
1:M:970:SER:CB	1:M:975:TYR:HB2	2.49	0.42
1:A:361:TYR:HB3	1:A:366:GLU:HG2	2.01	0.42
1:A:390:GLN:HB3	1:A:393:VAL:CG1	2.47	0.42
1:A:595:LEU:HD13	1:A:1244:LEU:CG	2.50	0.42
1:A:597:TRP:CZ3	1:A:600:LYS:CB	3.02	0.42
1:A:713:HIS:ND1	1:A:755:ASP:OD2	2.53	0.42
1:C:301:MET:O	1:C:302:LYS:C	2.58	0.42
1:C:326:LEU:HD23	1:C:353:ILE:HG22	2.01	0.42
1:C:416:GLN:CA	1:C:416:GLN:HE21	2.32	0.42
1:C:429:ASN:HD22	1:C:429:ASN:HA	1.66	0.42

Continued on next page...

Continued from previous page...

Atom-1	Atom-2	Interatomic distance (Å)	Clash overlap (Å)
1:C:578:GLN:NE2	1:C:578:GLN:C	2.73	0.42
1:C:845:TYR:HD2	1:C:858:ALA:HB3	1.84	0.42
1:E:230:LEU:CD2	1:E:234:LYS:CG	2.85	0.42
1:E:416:GLN:CA	1:E:416:GLN:HE21	2.32	0.42
1:E:713:HIS:ND1	1:E:755:ASP:OD2	2.53	0.42
1:G:320:SER:HG	1:G:323:VAL:HB	1.85	0.42
1:G:406:MET:O	1:G:411:VAL:CG2	2.68	0.42
1:G:595:LEU:HD13	1:G:1244:LEU:CG	2.50	0.42
1:G:645:GLU:C	1:G:647:GLY:H	2.23	0.42
1:G:970:SER:CB	1:G:975:TYR:HB2	2.50	0.42
1:I:1060:SER:HG	1:I:1070:TRP:HD1	1.65	0.42
1:I:307:PRO:HD2	1:I:338:TRP:CH2	2.54	0.42
1:I:389:LEU:HD21	1:I:395:VAL:HG21	2.02	0.42
1:I:496:MET:CA	1:I:496:MET:CE	2.98	0.42
1:I:560:PHE:HA	1:I:561:PRO:HD2	1.73	0.42
1:I:713:HIS:ND1	1:I:755:ASP:OD2	2.53	0.42
1:I:786:PHE:CE1	1:I:819:ASN:HB2	2.55	0.42
1:I:970:SER:CB	1:I:975:TYR:HB2	2.49	0.42
1:K:1163:HIS:HB3	1:K:1205:VAL:HG13	2.02	0.42
1:K:245:VAL:C	1:K:246:TRP:HD1	2.23	0.42
1:K:526:PHE:HA	1:K:529:TYR:HB3	2.00	0.42
1:K:645:GLU:C	1:K:647:GLY:N	2.73	0.42
1:K:786:PHE:CE1	1:K:819:ASN:HB2	2.55	0.42
1:M:1233:VAL:CG2	1:M:1233:VAL:O	2.68	0.42
1:M:245:VAL:C	1:M:246:TRP:HD1	2.23	0.42
1:M:389:LEU:HD21	1:M:395:VAL:HG21	2.02	0.42
1:M:416:GLN:HE21	1:M:416:GLN:CA	2.32	0.42
1:A:146:GLU:C	1:A:147:PRO:O	2.58	0.42
1:A:320:SER:OG	1:A:323:VAL:HG23	2.20	0.42
1:A:322:LEU:HG	1:A:359:TYR:HE2	1.85	0.42
1:A:389:LEU:HD21	1:A:395:VAL:HG21	2.02	0.42
1:A:480:CYS:CA	1:A:483:TRP:HD1	2.28	0.42
1:A:703:ASN:HD22	1:A:746:VAL:HB	1.84	0.42
1:C:320:SER:OG	1:C:323:VAL:HG23	2.20	0.42
1:C:493:SER:O	1:C:495:LYS:HG3	2.20	0.42
1:C:597:TRP:CZ3	1:C:600:LYS:CB	3.02	0.42
1:C:645:GLU:C	1:C:647:GLY:N	2.73	0.42
1:C:852:ASN:HB2	1:C:854:LEU:HG	2.02	0.42
1:E:146:GLU:C	1:E:147:PRO:O	2.58	0.42
1:E:260:ILE:HG12	1:E:260:ILE:O	2.20	0.42
1:E:320:SER:OG	1:E:323:VAL:HG23	2.20	0.42

Continued on next page...

Continued from previous page...

Atom-1	Atom-2	Interatomic distance (Å)	Clash overlap (Å)
1:E:639:LEU:H	1:E:653:ILE:HG22	1.79	0.42
1:E:882:LEU:HD23	1:E:903:ASP:HB2	2.01	0.42
1:E:970:SER:HB3	1:E:975:TYR:HB2	2.01	0.42
1:G:1160:GLU:O	1:G:1162:LEU:N	2.49	0.42
1:G:1233:VAL:HB	1:G:1243:ILE:HA	2.00	0.42
1:G:132:LEU:HA	1:G:132:LEU:HD23	1.76	0.42
1:G:327:ILE:HA	1:G:327:ILE:HD13	1.82	0.42
1:G:920:VAL:C	1:G:921:MET:CG	2.85	0.42
1:I:1212:THR:OG1	1:I:1213:PHE:N	2.53	0.42
1:I:146:GLU:C	1:I:147:PRO:O	2.58	0.42
1:I:396:PRO:O	1:I:399:VAL:HG22	2.19	0.42
1:I:678:ASP:OD2	1:I:680:LYS:CD	2.67	0.42
1:I:852:ASN:HB2	1:I:854:LEU:HG	2.02	0.42
1:K:1212:THR:OG1	1:K:1213:PHE:N	2.53	0.42
1:K:713:HIS:ND1	1:K:755:ASP:OD2	2.53	0.42
1:K:970:SER:CB	1:K:975:TYR:HB2	2.49	0.42
1:M:1163:HIS:HB3	1:M:1205:VAL:HG13	2.02	0.42
1:M:1177:GLY:HA2	1:M:1197:GLY:HA3	2.01	0.42
1:M:1182:ASP:HB3	1:M:1223:ILE:HG23	1.98	0.42
1:M:148:GLY:C	1:M:149:TRP:HD1	2.23	0.42
1:M:505:PHE:CE2	1:M:575:GLU:OE1	2.55	0.42
1:A:1212:THR:OG1	1:A:1213:PHE:N	2.53	0.42
1:A:160:LYS:HZ2	1:A:160:LYS:CB	2.33	0.42
1:A:485:ASN:HB3	1:A:486:PHE:CE1	2.55	0.42
1:A:578:GLN:NE2	1:A:578:GLN:C	2.73	0.42
1:A:595:LEU:HD13	1:A:1244:LEU:CD1	2.50	0.42
1:C:1032:TRP:O	1:C:1034:LEU:N	2.50	0.42
1:C:1181:THR:CG2	1:C:1221:LYS:HA	2.40	0.42
1:C:1233:VAL:CB	1:C:1243:ILE:HG12	2.49	0.42
1:C:162:VAL:O	1:C:166:GLU:HB2	2.20	0.42
1:C:364:LEU:HD22	1:C:364:LEU:HA	1.82	0.42
1:C:526:PHE:HA	1:C:529:TYR:HB3	2.00	0.42
1:C:713:HIS:ND1	1:C:755:ASP:OD2	2.53	0.42
1:E:1212:THR:OG1	1:E:1213:PHE:N	2.53	0.42
1:E:1233:VAL:HB	1:E:1243:ILE:HA	2.00	0.42
1:E:174:LEU:O	1:E:178:PHE:HB2	2.20	0.42
1:E:259:GLN:HG2	1:E:259:GLN:H	1.56	0.42
1:E:403:LEU:HD11	1:E:459:LYS:HZ2	1.84	0.42
1:E:595:LEU:HD13	1:E:1244:LEU:CD1	2.50	0.42
1:E:597:TRP:CZ3	1:E:600:LYS:CB	3.02	0.42
1:E:678:ASP:OD2	1:E:680:LYS:CD	2.68	0.42

Continued on next page...

Continued from previous page...

Atom-1	Atom-2	Interatomic distance (Å)	Clash overlap (Å)
1:E:883:SER:O	1:E:884:TRP:O	2.37	0.42
1:E:622:CYS:HA	1:E:889:MET:HE1	2.02	0.42
1:G:1030:TRP:HA	1:G:1036:LYS:O	2.20	0.42
1:G:160:LYS:HB2	1:G:160:LYS:HZ2	1.85	0.42
1:G:452:GLN:O	1:G:456:LEU:HG	2.19	0.42
1:G:493:SER:O	1:G:495:LYS:HG3	2.20	0.42
1:G:582:LEU:C	1:G:582:LEU:CD2	2.88	0.42
1:G:882:LEU:HD23	1:G:903:ASP:HB2	2.01	0.42
2:H:14:CYS:CB	5:H:201:HEM:CAB	2.96	0.42
1:I:130:LYS:HE2	1:I:130:LYS:HB2	1.74	0.42
1:I:127:VAL:CG1	1:I:293:GLU:HG2	2.50	0.42
1:I:301:MET:O	1:I:302:LYS:C	2.58	0.42
1:I:493:SER:O	1:I:495:LYS:HG3	2.20	0.42
1:K:1233:VAL:O	1:K:1233:VAL:CG2	2.68	0.42
1:K:162:VAL:O	1:K:166:GLU:HB2	2.20	0.42
1:K:496:MET:CE	1:K:496:MET:CA	2.98	0.42
1:K:920:VAL:C	1:K:921:MET:CG	2.85	0.42
1:M:1030:TRP:HA	1:M:1036:LYS:O	2.20	0.42
1:M:1140:THR:OG1	1:M:1155:ASN:OD1	2.31	0.42
1:M:1225:VAL:HG11	1:M:1229:PHE:CG	2.55	0.42
1:M:162:VAL:O	1:M:166:GLU:HB2	2.20	0.42
1:M:206:LEU:CD2	1:M:235:HIS:CD2	3.03	0.42
1:M:322:LEU:HG	1:M:359:TYR:HE2	1.85	0.42
1:M:484:TYR:HB2	1:M:485:ASN:HD22	1.84	0.42
1:A:1177:GLY:HA2	1:A:1197:GLY:HA3	2.01	0.42
1:A:595:LEU:CD2	1:A:1201:TRP:HH2	2.33	0.42
1:A:507:LEU:CD1	1:A:579:GLN:CG	2.98	0.42
1:A:852:ASN:HB2	1:A:854:LEU:HG	2.02	0.42
1:C:1126:HIS:CD2	1:C:1128:GLY:H	2.38	0.42
1:C:1233:VAL:HB	1:C:1243:ILE:HA	2.00	0.42
1:C:179:PRO:CG	1:C:237:ARG:HH11	2.17	0.42
1:C:452:GLN:O	1:C:456:LEU:HG	2.20	0.42
1:C:507:LEU:CD1	1:C:579:GLN:CG	2.98	0.42
1:C:597:TRP:CZ3	1:C:600:LYS:HA	2.54	0.42
1:C:641:VAL:HB	1:C:651:LEU:HB2	1.97	0.42
1:E:1140:THR:OG1	1:E:1155:ASN:OD1	2.31	0.42
1:E:1181:THR:HG22	1:E:1182:ASP:N	2.34	0.42
1:E:320:SER:HG	1:E:323:VAL:HB	1.84	0.42
1:E:452:GLN:O	1:E:456:LEU:HG	2.20	0.42
1:E:852:ASN:HB2	1:E:854:LEU:HG	2.02	0.42
2:F:52:ASN:OD1	5:F:201:HEM:HBD1	2.20	0.42

Continued on next page...

Continued from previous page...

Atom-1	Atom-2	Interatomic distance (Å)	Clash overlap (Å)
1:G:1139:SER:OG	1:G:1140:THR:N	2.51	0.42
1:G:1212:THR:OG1	1:G:1213:PHE:N	2.53	0.42
1:G:1220:LEU:HD23	1:G:1234:THR:HG21	2.01	0.42
1:G:603:ILE:CD1	1:G:1242:TYR:CE1	3.00	0.42
1:G:212:PHE:CB	1:G:226:ARG:NH1	2.57	0.42
1:G:326:LEU:HD23	1:G:353:ILE:HG22	2.01	0.42
1:G:496:MET:CE	1:G:496:MET:CA	2.98	0.42
1:G:866:LEU:CD2	1:G:914:VAL:HB	2.43	0.42
1:I:1233:VAL:CB	1:I:1243:ILE:HG12	2.49	0.42
1:I:239:LEU:HD12	1:I:240:LEU:H	1.76	0.42
1:I:320:SER:HG	1:I:323:VAL:HB	1.84	0.42
1:I:882:LEU:HD23	1:I:903:ASP:HB2	2.01	0.42
1:I:978:PHE:CZ	1:I:986:GLU:HB2	2.55	0.42
1:K:1187:PRO:HG3	1:K:1229:PHE:HB2	1.98	0.42
1:K:1225:VAL:HG11	1:K:1229:PHE:CG	2.55	0.42
1:K:174:LEU:O	1:K:178:PHE:HB2	2.20	0.42
1:K:306:LEU:HA	1:K:307:PRO:HD3	1.76	0.42
1:K:406:MET:O	1:K:411:VAL:CG2	2.68	0.42
1:K:970:SER:HB3	1:K:975:TYR:HB2	2.01	0.42
1:K:978:PHE:CZ	1:K:986:GLU:HB2	2.55	0.42
2:L:16:GLN:N	2:L:16:GLN:OE1	2.47	0.42
2:L:18:HIS:NE2	5:L:201:HEM:C4C	2.88	0.42
1:M:390:GLN:HB3	1:M:393:VAL:CG1	2.47	0.42
1:A:1166:ALA:N	1:A:1167:PRO:CD	2.78	0.41
1:A:1176:HIS:CB	1:A:1218:THR:CB	2.98	0.41
1:A:206:LEU:CD2	1:A:235:HIS:CD2	3.03	0.41
1:A:245:VAL:C	1:A:246:TRP:HD1	2.23	0.41
1:A:248:SER:O	1:A:249:TRP:C	2.57	0.41
1:A:553:HIS:CG	1:A:554:LEU:N	2.88	0.41
1:A:678:ASP:OD2	1:A:680:LYS:CD	2.67	0.41
2:B:14:CYS:CB	5:B:201:HEM:CAB	2.96	0.41
1:C:1181:THR:HG22	1:C:1182:ASP:N	2.34	0.41
1:C:174:LEU:O	1:C:178:PHE:HB2	2.20	0.41
1:C:480:CYS:CA	1:C:483:TRP:HD1	2.28	0.41
1:E:162:VAL:O	1:E:166:GLU:HB2	2.20	0.41
1:E:582:LEU:C	1:E:582:LEU:CD2	2.88	0.41
1:E:895:SER:C	1:E:911:THR:OG1	2.57	0.41
2:F:18:HIS:NE2	5:F:201:HEM:C4C	2.88	0.41
1:G:1200:LYS:HG3	1:G:1211:GLN:HA	2.01	0.41
1:G:174:LEU:O	1:G:178:PHE:HB2	2.20	0.41
1:G:322:LEU:HG	1:G:359:TYR:HE2	1.85	0.41

Continued on next page...

Continued from previous page...

Atom-1	Atom-2	Interatomic distance (Å)	Clash overlap (Å)
1:G:597:TRP:CZ3	1:G:600:LYS:CB	3.02	0.41
2:H:10:PHE:CD1	2:H:14:CYS:HB2	2.55	0.41
1:I:1163:HIS:HB3	1:I:1205:VAL:HG13	2.02	0.41
1:I:1220:LEU:HD23	1:I:1234:THR:HG21	2.01	0.41
1:I:179:PRO:CG	1:I:237:ARG:HH11	2.17	0.41
1:I:244:ASP:OD1	1:I:246:TRP:NE1	2.50	0.41
1:I:279:VAL:HG23	1:I:279:VAL:O	2.20	0.41
1:I:505:PHE:CE2	1:I:575:GLU:OE1	2.55	0.41
1:I:597:TRP:CZ3	1:I:600:LYS:CB	3.02	0.41
1:I:922:LEU:HD12	1:I:1241:LEU:CD2	2.39	0.41
1:K:146:GLU:C	1:K:147:PRO:O	2.58	0.41
1:K:452:GLN:O	1:K:456:LEU:HG	2.19	0.41
1:K:485:ASN:HB3	1:K:486:PHE:CE1	2.55	0.41
1:K:485:ASN:H	1:K:485:ASN:HD22	1.67	0.41
2:L:18:HIS:CE1	2:L:30:PRO:CD	3.00	0.41
1:M:248:SER:O	1:M:249:TRP:C	2.57	0.41
1:M:156:ALA:HB2	1:M:265:ARG:NH2	2.34	0.41
1:M:845:TYR:HD2	1:M:858:ALA:HB3	1.84	0.41
1:M:970:SER:HB3	1:M:975:TYR:HB2	2.01	0.41
1:A:970:SER:HA	1:A:1011:PHE:CD2	2.55	0.41
1:A:1176:HIS:CB	1:A:1218:THR:HG21	2.42	0.41
1:A:306:LEU:HA	1:A:307:PRO:HD3	1.76	0.41
1:A:320:SER:HG	1:A:323:VAL:HB	1.84	0.41
1:A:645:GLU:C	1:A:647:GLY:N	2.73	0.41
1:A:659:GLU:HG3	1:A:659:GLU:O	2.18	0.41
1:C:389:LEU:HD21	1:C:395:VAL:HG21	2.02	0.41
1:C:390:GLN:HB3	1:C:393:VAL:CG1	2.47	0.41
1:C:786:PHE:CE1	1:C:819:ASN:HB2	2.55	0.41
2:D:52:ASN:OD1	5:D:201:HEM:HBD1	2.20	0.41
1:E:262:LEU:O	1:E:262:LEU:HG	2.19	0.41
1:E:786:PHE:CE1	1:E:819:ASN:HB2	2.55	0.41
1:G:1111:ILE:O	1:G:1120:LEU:N	2.54	0.41
1:G:260:ILE:HG12	1:G:260:ILE:O	2.20	0.41
1:G:261:LEU:CD1	1:G:261:LEU:C	2.85	0.41
1:G:389:LEU:HD21	1:G:395:VAL:HG21	2.02	0.41
1:G:713:HIS:ND1	1:G:755:ASP:OD2	2.53	0.41
1:G:852:ASN:HB2	1:G:854:LEU:HG	2.02	0.41
2:H:18:HIS:NE2	5:H:201:HEM:C4C	2.88	0.41
2:H:52:ASN:OD1	5:H:201:HEM:HBD1	2.20	0.41
1:I:148:GLY:C	1:I:149:TRP:HD1	2.23	0.41
1:G:431:LYS:HZ1	1:I:336:ASN:CB	2.29	0.41

Continued on next page...

Continued from previous page...

Atom-1	Atom-2	Interatomic distance (Å)	Clash overlap (Å)
1:I:452:GLN:O	1:I:456:LEU:HG	2.19	0.41
1:I:484:TYR:HB2	1:I:485:ASN:HD22	1.84	0.41
2:J:10:PHE:CD1	2:J:14:CYS:HB2	2.55	0.41
1:K:130:LYS:HB2	1:K:130:LYS:HE2	1.74	0.41
1:K:262:LEU:O	1:K:262:LEU:HG	2.19	0.41
1:K:320:SER:OG	1:K:323:VAL:HG23	2.20	0.41
1:K:597:TRP:CZ3	1:K:600:LYS:HA	2.55	0.41
1:M:235:HIS:HB3	1:M:238:SER:HB3	2.01	0.41
1:M:127:VAL:CG1	1:M:293:GLU:HG2	2.50	0.41
1:M:582:LEU:C	1:M:582:LEU:CD2	2.88	0.41
1:M:970:SER:HA	1:M:1011:PHE:CD2	2.55	0.41
1:A:1056:SER:O	1:A:1072:ILE:N	2.32	0.41
1:A:1126:HIS:CD2	1:A:1128:GLY:H	2.38	0.41
1:A:1163:HIS:HB3	1:A:1205:VAL:HG13	2.02	0.41
1:A:1220:LEU:HD23	1:A:1234:THR:HG21	2.01	0.41
1:A:330:LEU:HD12	1:A:330:LEU:HA	1.74	0.41
1:A:326:LEU:HD23	1:A:353:ILE:HG22	2.01	0.41
1:A:406:MET:O	1:A:411:VAL:CG2	2.68	0.41
1:A:473:LEU:CD1	1:A:480:CYS:HB3	2.47	0.41
1:A:493:SER:O	1:A:495:LYS:HG3	2.20	0.41
1:A:563:ILE:O	1:A:567:GLY:N	2.51	0.41
1:A:786:PHE:CE1	1:A:819:ASN:HB2	2.55	0.41
1:C:1225:VAL:CG1	1:C:1229:PHE:CE1	3.01	0.41
1:C:140:LEU:CD1	1:C:140:LEU:C	2.86	0.41
1:C:279:VAL:O	1:C:279:VAL:HG23	2.20	0.41
1:C:326:LEU:CD2	1:C:353:ILE:HB	2.51	0.41
1:C:581:LYS:HA	1:C:581:LYS:HD2	1.68	0.41
1:C:970:SER:HA	1:C:1011:PHE:CD2	2.55	0.41
1:E:999:ARG:HB2	1:E:1030:TRP:CE3	2.54	0.41
1:E:1030:TRP:HA	1:E:1036:LYS:O	2.20	0.41
1:E:1111:ILE:O	1:E:1120:LEU:N	2.54	0.41
1:E:1177:GLY:HA2	1:E:1197:GLY:HA3	2.01	0.41
1:E:1201:TRP:CB	1:E:1210:SER:O	2.58	0.41
1:E:1247:LEU:HD12	1:E:1248:GLU:OE1	2.21	0.41
1:E:212:PHE:HD1	1:E:212:PHE:HA	1.79	0.41
1:E:507:LEU:CD1	1:E:579:GLN:CG	2.98	0.41
1:E:595:LEU:HD13	1:E:1244:LEU:CG	2.50	0.41
1:G:1164:LEU:CD1	1:G:1164:LEU:H	2.17	0.41
1:G:1233:VAL:CG2	1:G:1233:VAL:O	2.68	0.41
1:G:394:LYS:HB3	1:G:434:ARG:CG	2.48	0.41
1:G:485:ASN:HD22	1:G:485:ASN:H	1.67	0.41

Continued on next page...

Continued from previous page...

Atom-1	Atom-2	Interatomic distance (Å)	Clash overlap (Å)
1:G:978:PHE:CZ	1:G:986:GLU:HB2	2.55	0.41
1:I:1113:SER:N	1:I:1120:LEU:HD13	2.35	0.41
1:I:1176:HIS:CB	1:I:1218:THR:CB	2.98	0.41
1:I:245:VAL:C	1:I:246:TRP:HD1	2.23	0.41
1:I:485:ASN:HB3	1:I:486:PHE:CE1	2.55	0.41
2:J:52:ASN:OD1	5:J:201:HEM:HBD1	2.20	0.41
1:K:1182:ASP:HB3	1:K:1223:ILE:HG23	1.98	0.41
1:K:155:MET:HE2	1:K:155:MET:HB2	1.86	0.41
1:K:127:VAL:CG1	1:K:293:GLU:HG2	2.50	0.41
1:K:645:GLU:C	1:K:647:GLY:H	2.23	0.41
1:M:1176:HIS:HB2	1:M:1218:THR:CB	2.38	0.41
1:M:1200:LYS:HG3	1:M:1211:GLN:HA	2.01	0.41
1:M:140:LEU:CD1	1:M:140:LEU:C	2.86	0.41
1:M:452:GLN:O	1:M:456:LEU:HG	2.19	0.41
1:M:485:ASN:HB3	1:M:486:PHE:CE1	2.55	0.41
1:M:507:LEU:CD1	1:M:579:GLN:CG	2.98	0.41
1:M:922:LEU:CD1	1:M:1241:LEU:CD2	2.87	0.41
1:A:1225:VAL:HG11	1:A:1229:PHE:CG	2.55	0.41
1:A:473:LEU:HD22	1:A:484:TYR:CE1	2.43	0.41
1:A:645:GLU:C	1:A:647:GLY:H	2.23	0.41
1:C:1220:LEU:HD23	1:C:1234:THR:HG21	2.01	0.41
1:C:146:GLU:C	1:C:147:PRO:O	2.58	0.41
1:C:262:LEU:HG	1:C:262:LEU:O	2.19	0.41
1:C:394:LYS:HB3	1:C:434:ARG:CG	2.48	0.41
1:C:403:LEU:HD11	1:C:459:LYS:HZ2	1.85	0.41
1:C:484:TYR:HB2	1:C:485:ASN:HD22	1.84	0.41
1:C:507:LEU:HD11	1:C:579:GLN:HG2	2.03	0.41
1:C:645:GLU:C	1:C:647:GLY:H	2.23	0.41
1:E:1200:LYS:HG3	1:E:1211:GLN:HA	2.01	0.41
1:E:1245:GLN:HE21	1:E:1245:GLN:HB3	1.59	0.41
1:E:485:ASN:HD22	1:E:485:ASN:H	1.67	0.41
1:E:645:GLU:C	1:E:647:GLY:H	2.23	0.41
1:E:923:LYS:HD3	1:E:923:LYS:HA	1.82	0.41
1:G:595:LEU:HD13	1:G:1244:LEU:CD1	2.50	0.41
1:G:245:VAL:C	1:G:246:TRP:HD1	2.23	0.41
1:G:553:HIS:CG	1:G:554:LEU:N	2.88	0.41
1:I:1200:LYS:HG3	1:I:1211:GLN:HA	2.01	0.41
1:I:1208:GLU:CG	1:I:1211:GLN:HG2	2.49	0.41
1:I:140:LEU:CD1	1:I:140:LEU:C	2.86	0.41
1:I:206:LEU:CD2	1:I:235:HIS:CD2	3.03	0.41
1:I:406:MET:O	1:I:411:VAL:CG2	2.68	0.41

Continued on next page...

Continued from previous page...

Atom-1	Atom-2	Interatomic distance (Å)	Clash overlap (Å)
1:I:457:HIS:CB	1:I:493:SER:HB2	2.44	0.41
1:I:543:ASN:CG	1:I:574:SER:HB2	2.38	0.41
1:I:645:GLU:C	1:I:647:GLY:H	2.23	0.41
1:K:970:SER:HA	1:K:1011:PHE:CD2	2.55	0.41
1:K:1139:SER:OG	1:K:1140:THR:N	2.51	0.41
1:K:595:LEU:CD2	1:K:1201:TRP:HH2	2.33	0.41
1:K:1232:TYR:OH	1:K:1234:THR:CB	2.59	0.41
1:K:1247:LEU:HD12	1:K:1248:GLU:OE1	2.21	0.41
1:K:230:LEU:CD2	1:K:234:LYS:CG	2.85	0.41
1:K:301:MET:O	1:K:302:LYS:C	2.58	0.41
1:K:403:LEU:HD11	1:K:459:LYS:HZ2	1.86	0.41
1:K:595:LEU:HD13	1:K:1244:LEU:CG	2.50	0.41
1:K:923:LYS:HD3	1:K:923:LYS:HA	1.82	0.41
1:M:317:CYS:C	1:M:318:LYS:CG	2.85	0.41
1:M:320:SER:OG	1:M:323:VAL:HG23	2.20	0.41
1:M:364:LEU:HD22	1:M:364:LEU:HA	1.82	0.41
1:M:406:MET:O	1:M:411:VAL:CG2	2.68	0.41
1:M:645:GLU:C	1:M:647:GLY:H	2.23	0.41
1:M:866:LEU:O	1:M:875:VAL:N	2.44	0.41
1:A:1030:TRP:HA	1:A:1036:LYS:O	2.20	0.41
1:A:429:ASN:O	1:A:432:SER:O	2.39	0.41
1:A:452:GLN:O	1:A:456:LEU:HG	2.20	0.41
1:A:582:LEU:C	1:A:582:LEU:CD2	2.88	0.41
1:C:248:SER:O	1:C:249:TRP:C	2.57	0.41
1:C:474:SER:HB2	1:C:475:PRO:HD2	2.03	0.41
1:E:279:VAL:HG23	1:E:279:VAL:O	2.20	0.41
1:E:485:ASN:HB3	1:E:486:PHE:CE1	2.55	0.41
1:E:978:PHE:CZ	1:E:986:GLU:HB2	2.55	0.41
1:G:1177:GLY:HA2	1:G:1197:GLY:HA3	2.01	0.41
1:G:361:TYR:HB3	1:G:366:GLU:HG2	2.02	0.41
1:G:485:ASN:HB3	1:G:486:PHE:CE1	2.55	0.41
1:G:568:LEU:H	1:G:568:LEU:HG	1.50	0.41
1:G:578:GLN:C	1:G:578:GLN:NE2	2.73	0.41
1:G:595:LEU:CD2	1:G:1201:TRP:HH2	2.33	0.41
1:G:883:SER:O	1:G:884:TRP:O	2.37	0.41
1:I:1225:VAL:HG11	1:I:1229:PHE:CG	2.55	0.41
1:I:595:LEU:CD2	1:I:1244:LEU:CD1	2.48	0.41
1:I:174:LEU:O	1:I:178:PHE:HB2	2.20	0.41
1:I:320:SER:OG	1:I:323:VAL:HG23	2.20	0.41
1:I:582:LEU:CD2	1:I:582:LEU:C	2.88	0.41
1:I:883:SER:O	1:I:884:TRP:O	2.37	0.41

Continued on next page...

Continued from previous page...

Atom-1	Atom-2	Interatomic distance (Å)	Clash overlap (Å)
1:I:910:GLU:HB3	1:I:913:LYS:HG3	2.02	0.41
1:K:1200:LYS:HG3	1:K:1211:GLN:HA	2.01	0.41
1:K:361:TYR:HB3	1:K:366:GLU:HG2	2.02	0.41
1:K:416:GLN:CA	1:K:416:GLN:HE21	2.32	0.41
1:K:578:GLN:C	1:K:578:GLN:NE2	2.73	0.41
1:K:639:LEU:CD1	1:K:641:VAL:HG23	2.51	0.41
1:K:938:LEU:HA	1:K:938:LEU:HD13	1.85	0.41
1:M:1176:HIS:CB	1:M:1218:THR:CB	2.98	0.41
1:M:1247:LEU:HD12	1:M:1248:GLU:OE1	2.21	0.41
1:M:320:SER:HG	1:M:323:VAL:HB	1.85	0.41
1:M:364:LEU:CD1	1:M:368:MET:HE2	2.50	0.41
1:M:457:HIS:CB	1:M:493:SER:HB2	2.44	0.41
1:M:493:SER:O	1:M:495:LYS:HG3	2.20	0.41
1:M:639:LEU:CD1	1:M:641:VAL:HG23	2.51	0.41
1:M:645:GLU:C	1:M:647:GLY:N	2.73	0.41
2:N:18:HIS:NE2	5:N:201:HEM:C4C	2.88	0.41
1:A:1093:ILE:HG13	1:A:1093:ILE:O	2.21	0.41
1:A:195:LEU:HD12	1:A:195:LEU:C	2.36	0.41
1:A:222:GLU:OE2	1:C:204:THR:HG21	2.19	0.41
1:A:235:HIS:HB3	1:A:238:SER:HB3	2.01	0.41
1:A:270:THR:OG1	1:A:270:THR:O	2.32	0.41
1:A:858:ALA:HB2	1:A:864:VAL:HG22	2.03	0.41
2:B:10:PHE:CD1	2:B:14:CYS:HB2	2.55	0.41
2:B:18:HIS:NE2	5:B:201:HEM:C4C	2.88	0.41
1:C:1093:ILE:O	1:C:1093:ILE:HG13	2.21	0.41
1:C:235:HIS:HB3	1:C:238:SER:HB3	2.01	0.41
1:C:485:ASN:HB3	1:C:486:PHE:CE1	2.55	0.41
1:E:1126:HIS:CD2	1:E:1128:GLY:H	2.38	0.41
1:E:1213:PHE:HD2	1:E:1214:TYR:H	1.63	0.41
1:E:1233:VAL:CG2	1:E:1233:VAL:O	2.68	0.41
1:E:149:TRP:CH2	1:E:273:VAL:CG1	2.98	0.41
1:E:326:LEU:CD2	1:E:353:ILE:HB	2.51	0.41
1:E:441:GLN:O	1:E:445:LEU:HG	2.21	0.41
1:E:862:TYR:O	1:E:862:TYR:CG	2.70	0.41
1:E:920:VAL:C	1:E:921:MET:CG	2.85	0.41
1:G:507:LEU:HD11	1:G:579:GLN:HG2	2.03	0.41
1:G:938:LEU:HA	1:G:938:LEU:HD13	1.85	0.41
5:H:201:HEM:CMC	5:H:201:HEM:CBC	2.88	0.41
1:I:1126:HIS:CD2	1:I:1128:GLY:H	2.38	0.41
1:I:195:LEU:HD12	1:I:195:LEU:C	2.36	0.41
1:I:244:ASP:HB3	1:I:245:VAL:H	1.51	0.41

Continued on next page...

Continued from previous page...

Atom-1	Atom-2	Interatomic distance (Å)	Clash overlap (Å)
1:I:441:GLN:O	1:I:445:LEU:HG	2.21	0.41
1:I:752:SER:HB2	1:I:753:PRO:HD2	2.03	0.41
2:J:18:HIS:NE2	5:J:201:HEM:C4C	2.88	0.41
1:K:1030:TRP:HA	1:K:1036:LYS:O	2.20	0.41
1:K:1220:LEU:HD23	1:K:1234:THR:HG21	2.01	0.41
1:K:457:HIS:CB	1:K:493:SER:HB2	2.44	0.41
1:K:493:SER:O	1:K:495:LYS:HG3	2.20	0.41
1:M:496:MET:CE	1:M:496:MET:CA	2.98	0.41
1:M:578:GLN:C	1:M:578:GLN:NE2	2.73	0.41
1:M:978:PHE:CZ	1:M:986:GLU:HB2	2.55	0.41
2:N:10:PHE:CD1	2:N:14:CYS:HB2	2.55	0.41
1:A:1200:LYS:HG3	1:A:1211:GLN:HA	2.01	0.41
1:A:603:ILE:CD1	1:A:1242:TYR:CE1	3.00	0.41
1:A:137:GLN:HG3	1:A:173:LEU:HD22	1.95	0.41
1:A:174:LEU:O	1:A:178:PHE:HB2	2.20	0.41
1:A:326:LEU:CD2	1:A:353:ILE:HB	2.51	0.41
1:A:474:SER:HB2	1:A:475:PRO:HD2	2.03	0.41
1:C:1030:TRP:HA	1:C:1036:LYS:O	2.20	0.41
1:C:1111:ILE:O	1:C:1120:LEU:N	2.54	0.41
1:C:1176:HIS:CB	1:C:1218:THR:CB	2.98	0.41
1:C:1200:LYS:HG3	1:C:1211:GLN:HA	2.01	0.41
1:C:260:ILE:O	1:C:260:ILE:HG12	2.20	0.41
1:C:473:LEU:CD1	1:C:480:CYS:HB3	2.47	0.41
1:E:1225:VAL:HG11	1:E:1229:PHE:CG	2.55	0.41
1:E:245:VAL:C	1:E:246:TRP:HD1	2.23	0.41
1:E:322:LEU:HG	1:E:359:TYR:HE2	1.85	0.41
1:E:473:LEU:CD1	1:E:480:CYS:HB3	2.47	0.41
1:E:724:PHE:CE1	1:E:740:PHE:HB3	2.56	0.41
1:E:939:ALA:O	1:E:946:LEU:HB2	2.21	0.41
1:G:1163:HIS:HB3	1:G:1205:VAL:HG13	2.02	0.41
1:G:279:VAL:HG23	1:G:279:VAL:O	2.20	0.41
1:G:295:LEU:HA	1:G:295:LEU:HD22	1.75	0.41
1:G:320:SER:OG	1:G:323:VAL:HG23	2.20	0.41
1:G:752:SER:HB2	1:G:753:PRO:HD2	2.03	0.41
1:I:595:LEU:CD2	1:I:1201:TRP:HH2	2.33	0.41
1:I:1233:VAL:O	1:I:1233:VAL:CG2	2.68	0.41
1:I:1247:LEU:HD12	1:I:1248:GLU:OE1	2.21	0.41
1:I:431:LYS:HZ3	1:K:336:ASN:CB	2.12	0.41
1:I:507:LEU:CD1	1:I:579:GLN:CG	2.98	0.41
1:I:578:GLN:NE2	1:I:578:GLN:C	2.73	0.41
1:K:1126:HIS:CD2	1:K:1128:GLY:H	2.38	0.41

Continued on next page...

Continued from previous page...

Atom-1	Atom-2	Interatomic distance (Å)	Clash overlap (Å)
1:K:1233:VAL:CB	1:K:1243:ILE:HG12	2.49	0.41
1:K:322:LEU:HG	1:K:359:TYR:HE2	1.85	0.41
1:K:347:ASN:O	1:K:348:LYS:HB2	2.19	0.41
1:K:582:LEU:CD2	1:K:582:LEU:C	2.88	0.41
1:K:815:VAL:O	1:K:821:ILE:HG23	2.21	0.41
1:M:1233:VAL:CB	1:M:1243:ILE:HG12	2.49	0.41
1:M:242:LEU:HD12	1:M:242:LEU:N	2.26	0.41
1:M:595:LEU:HD13	1:M:1244:LEU:CD1	2.50	0.41
1:A:1072:ILE:O	1:A:1074:THR:N	2.52	0.41
1:A:1228:ASP:CB	1:A:1230:LYS:HG2	2.37	0.41
1:A:246:TRP:HE3	1:A:374:MET:HG2	1.86	0.41
1:A:375:LEU:HG	1:A:375:LEU:H	1.69	0.41
1:A:416:GLN:HE21	1:A:416:GLN:CA	2.32	0.41
1:A:441:GLN:O	1:A:445:LEU:HG	2.21	0.41
1:A:513:LYS:O	1:A:517:VAL:CB	2.62	0.41
1:A:724:PHE:CE1	1:A:740:PHE:HB3	2.56	0.41
1:A:750:ARG:HB2	1:A:806:TRP:HE1	1.85	0.41
1:A:818:LYS:O	1:A:843:ILE:HG13	2.21	0.41
1:C:1225:VAL:HG11	1:C:1229:PHE:CG	2.55	0.41
1:C:924:GLN:H	1:C:1238:LEU:HD21	1.86	0.41
1:C:295:LEU:HA	1:C:295:LEU:HD22	1.75	0.41
1:C:407:GLU:HG2	1:C:407:GLU:H	1.47	0.41
1:C:513:LYS:O	1:C:517:VAL:CB	2.62	0.41
1:C:582:LEU:C	1:C:582:LEU:CD2	2.88	0.41
1:C:584:ALA:O	1:C:588:VAL:CG2	2.36	0.41
1:C:595:LEU:CD2	1:C:1201:TRP:HH2	2.33	0.41
1:C:910:GLU:HB3	1:C:913:LYS:HG3	2.02	0.41
1:C:939:ALA:O	1:C:946:LEU:HB2	2.21	0.41
2:D:10:PHE:CD1	2:D:14:CYS:HB2	2.55	0.41
1:E:970:SER:HA	1:E:1011:PHE:CD2	2.55	0.41
1:E:1093:ILE:O	1:E:1093:ILE:HG13	2.21	0.41
1:E:146:GLU:HA	1:E:146:GLU:OE1	2.21	0.41
1:E:206:LEU:CD2	1:E:235:HIS:CD2	3.03	0.41
1:E:327:ILE:HA	1:E:327:ILE:HD13	1.82	0.41
1:C:409:GLU:CG	1:E:340:TYR:CZ	3.00	0.41
1:E:474:SER:HB2	1:E:475:PRO:HD2	2.02	0.41
1:E:553:HIS:CG	1:E:554:LEU:N	2.88	0.41
1:E:750:ARG:HB2	1:E:806:TRP:HE1	1.85	0.41
1:E:815:VAL:O	1:E:821:ILE:HG23	2.21	0.41
2:F:10:PHE:CD1	2:F:14:CYS:HB2	2.55	0.41
1:G:246:TRP:HE3	1:G:374:MET:HG2	1.86	0.41

Continued on next page...

Continued from previous page...

Atom-1	Atom-2	Interatomic distance (Å)	Clash overlap (Å)
1:G:543:ASN:CB	1:G:576:VAL:HG23	2.51	0.41
1:G:724:PHE:CE1	1:G:740:PHE:HB3	2.56	0.41
1:G:858:ALA:HB2	1:G:864:VAL:HG22	2.03	0.41
1:G:910:GLU:HB3	1:G:913:LYS:HG3	2.02	0.41
1:G:939:ALA:O	1:G:946:LEU:HB2	2.21	0.41
1:I:970:SER:HA	1:I:1011:PHE:CD2	2.55	0.41
1:I:1056:SER:O	1:I:1072:ILE:N	2.31	0.41
1:I:1111:ILE:O	1:I:1120:LEU:N	2.54	0.41
1:I:543:ASN:CB	1:I:576:VAL:HG23	2.51	0.41
1:I:815:VAL:O	1:I:821:ILE:HG23	2.21	0.41
1:K:1160:GLU:O	1:K:1162:LEU:N	2.49	0.41
1:K:1217:GLY:HA3	1:K:1236:ASP:O	2.21	0.41
1:K:500:LEU:HD23	1:K:533:LEU:HD12	2.00	0.41
2:L:10:PHE:CD1	2:L:14:CYS:HB2	2.55	0.41
1:M:1228:ASP:CB	1:M:1230:LYS:HG2	2.37	0.41
1:M:1217:GLY:HA3	1:M:1236:ASP:O	2.21	0.41
1:M:244:ASP:HB3	1:M:245:VAL:H	1.51	0.41
1:M:295:LEU:HD22	1:M:295:LEU:HA	1.75	0.41
1:M:529:TYR:CA	1:M:532:ILE:CG2	2.98	0.41
1:M:724:PHE:CE1	1:M:740:PHE:HB3	2.56	0.41
1:M:924:GLN:H	1:M:1238:LEU:HD21	1.86	0.41
1:M:997:GLN:HB3	1:M:1030:TRP:HH2	1.86	0.41
1:A:146:GLU:OE1	1:A:146:GLU:HA	2.21	0.41
1:A:529:TYR:CA	1:A:532:ILE:CG2	2.98	0.41
1:A:581:LYS:HD2	1:A:581:LYS:HA	1.68	0.41
1:C:1163:HIS:HB3	1:C:1205:VAL:HG13	2.02	0.41
1:C:595:LEU:CD2	1:C:1244:LEU:CD1	2.48	0.41
1:C:206:LEU:CD2	1:C:235:HIS:CD2	3.03	0.41
1:C:429:ASN:O	1:C:432:SER:O	2.39	0.41
1:C:441:GLN:O	1:C:445:LEU:HG	2.21	0.41
1:C:529:TYR:CA	1:C:532:ILE:CG2	2.98	0.41
1:C:543:ASN:CB	1:C:576:VAL:HG23	2.51	0.41
1:C:724:PHE:CE1	1:C:740:PHE:HB3	2.56	0.41
1:C:750:ARG:HB2	1:C:806:TRP:HE1	1.85	0.41
1:E:1220:LEU:HD23	1:E:1234:THR:HG21	2.01	0.41
1:E:429:ASN:O	1:E:432:SER:O	2.39	0.41
1:E:543:ASN:CB	1:E:576:VAL:HG23	2.51	0.41
1:E:858:ALA:HB2	1:E:864:VAL:HG22	2.03	0.41
1:G:529:TYR:CA	1:G:532:ILE:CG2	2.98	0.41
1:G:603:ILE:O	1:G:604:THR:HB	2.21	0.41
1:G:622:CYS:HA	1:G:889:MET:HE1	2.03	0.41

Continued on next page...

Continued from previous page...

Atom-1	Atom-2	Interatomic distance (Å)	Clash overlap (Å)
1:I:1177:GLY:HA2	1:I:1197:GLY:HA3	2.01	0.41
1:I:420:ASN:C	1:I:422:SER:N	2.74	0.41
1:I:507:LEU:HD12	1:I:579:GLN:HG2	2.03	0.41
1:I:507:LEU:HD11	1:I:579:GLN:HG2	2.03	0.41
1:I:603:ILE:O	1:I:604:THR:HB	2.21	0.41
1:I:622:CYS:HA	1:I:889:MET:HE1	2.03	0.41
1:K:260:ILE:HG12	1:K:260:ILE:O	2.20	0.41
1:K:875:VAL:CG1	1:K:915:CYS:SG	2.94	0.41
2:L:52:ASN:OD1	5:L:201:HEM:HBD1	2.20	0.41
1:M:174:LEU:O	1:M:178:PHE:HB2	2.20	0.41
1:M:420:ASN:C	1:M:422:SER:N	2.74	0.41
1:M:429:ASN:O	1:M:432:SER:O	2.39	0.41
1:M:750:ARG:HB2	1:M:806:TRP:HE1	1.85	0.41
1:M:920:VAL:C	1:M:921:MET:CG	2.85	0.41
1:A:140:LEU:HD12	1:A:173:LEU:HD11	2.03	0.41
1:A:494:ALA:O	1:A:495:LYS:CB	2.62	0.41
1:A:543:ASN:CB	1:A:576:VAL:HG23	2.51	0.41
1:A:560:PHE:HA	1:A:561:PRO:HD2	1.73	0.41
1:A:639:LEU:CD1	1:A:641:VAL:HG23	2.51	0.41
1:A:939:ALA:O	1:A:946:LEU:HB2	2.21	0.41
1:C:146:GLU:OE1	1:C:146:GLU:HA	2.21	0.41
1:C:155:MET:HB2	1:C:155:MET:HE2	1.91	0.41
1:C:179:PRO:HD3	1:C:237:ARG:HH12	1.84	0.41
1:C:595:LEU:HD13	1:C:1244:LEU:CD1	2.50	0.41
1:C:815:VAL:O	1:C:821:ILE:HG23	2.21	0.41
1:C:868:ASN:HB2	1:C:875:VAL:HG23	2.03	0.41
1:E:1163:HIS:HB3	1:E:1205:VAL:HG13	2.02	0.41
1:E:140:LEU:HD12	1:E:173:LEU:HD11	2.03	0.41
1:E:516:LEU:HA	1:E:516:LEU:HD12	1.83	0.41
1:E:868:ASN:HB2	1:E:875:VAL:HG23	2.03	0.41
1:G:146:GLU:OE1	1:G:146:GLU:HA	2.21	0.41
1:G:209:ASP:O	1:G:210:GLU:HB2	2.21	0.41
1:G:248:SER:O	1:G:249:TRP:C	2.57	0.41
1:G:815:VAL:O	1:G:821:ILE:HG23	2.21	0.41
1:G:786:PHE:CE1	1:G:819:ASN:HB2	2.55	0.41
1:G:868:ASN:HB2	1:G:875:VAL:HG23	2.03	0.41
1:I:1030:TRP:HA	1:I:1036:LYS:O	2.20	0.41
1:I:1217:GLY:HA3	1:I:1236:ASP:O	2.21	0.41
1:I:230:LEU:CD2	1:I:234:LYS:CG	2.85	0.41
1:I:259:GLN:HG2	1:I:259:GLN:H	1.56	0.41
1:I:322:LEU:HG	1:I:359:TYR:HE2	1.85	0.41

Continued on next page...

Continued from previous page...

Atom-1	Atom-2	Interatomic distance (Å)	Clash overlap (Å)
1:I:485:ASN:H	1:I:485:ASN:HD22	1.66	0.41
1:I:494:ALA:O	1:I:495:LYS:CB	2.62	0.41
1:I:551:ASN:OD1	1:I:555:LEU:HG	2.21	0.41
1:I:724:PHE:CE1	1:I:740:PHE:HB3	2.56	0.41
1:K:427:ASP:HB2	1:K:434:ARG:O	2.21	0.41
1:K:529:TYR:CA	1:K:532:ILE:CG2	2.98	0.41
1:K:584:ALA:O	1:K:588:VAL:CG2	2.36	0.41
1:M:1093:ILE:HG13	1:M:1093:ILE:O	2.21	0.41
1:M:1111:ILE:O	1:M:1120:LEU:N	2.54	0.41
1:M:146:GLU:C	1:M:147:PRO:O	2.58	0.41
1:M:149:TRP:CH2	1:M:273:VAL:CG1	2.98	0.41
1:M:434:ARG:HG3	1:M:434:ARG:HH21	1.86	0.41
1:M:553:HIS:CG	1:M:554:LEU:N	2.88	0.41
1:M:549:SER:OG	1:M:608:ARG:O	2.37	0.41
1:A:1233:VAL:CB	1:A:1243:ILE:HG12	2.49	0.41
1:A:155:MET:HE2	1:A:155:MET:HB2	1.84	0.41
1:A:209:ASP:O	1:A:210:GLU:HB2	2.21	0.41
1:A:294:ILE:HG21	1:A:324:VAL:HG12	2.00	0.41
1:A:449:ASN:HA	1:A:449:ASN:HD22	1.65	0.41
2:B:52:ASN:OD1	5:B:201:HEM:HBD1	2.20	0.41
1:C:1177:GLY:HA2	1:C:1197:GLY:HA3	2.01	0.41
1:C:1200:LYS:HG3	1:C:1211:GLN:HB2	2.03	0.41
1:C:1247:LEU:HD12	1:C:1248:GLU:OE1	2.21	0.41
1:C:139:LYS:O	1:C:142:LYS:HB3	2.21	0.41
1:C:140:LEU:HD12	1:C:173:LEU:HD11	2.03	0.41
1:C:245:VAL:C	1:C:246:TRP:HD1	2.23	0.41
1:C:612:ARG:HD3	1:C:614:HIS:O	2.21	0.41
1:C:821:ILE:HD11	1:C:857:VAL:HG21	2.03	0.41
1:C:978:PHE:CZ	1:C:986:GLU:HB2	2.55	0.41
1:E:139:LYS:O	1:E:142:LYS:HB3	2.21	0.41
1:E:179:PRO:HD3	1:E:237:ARG:HH12	1.84	0.41
1:E:389:LEU:HD21	1:E:395:VAL:HG21	2.02	0.41
1:E:434:ARG:HG3	1:E:434:ARG:HH21	1.86	0.41
1:E:493:SER:O	1:E:495:LYS:HG3	2.20	0.41
1:E:752:SER:HB2	1:E:753:PRO:HD2	2.03	0.41
1:E:818:LYS:O	1:E:843:ILE:HG13	2.21	0.41
1:G:1089:LEU:H	1:G:1105:ALA:HB2	1.86	0.41
1:G:1126:HIS:CD2	1:G:1128:GLY:H	2.38	0.41
1:G:1225:VAL:HG11	1:G:1229:PHE:CG	2.55	0.41
1:G:391:LYS:HG2	1:G:391:LYS:H	1.60	0.41
1:G:507:LEU:HD12	1:G:579:GLN:HG2	2.03	0.41

Continued on next page...

Continued from previous page...

Atom-1	Atom-2	Interatomic distance (Å)	Clash overlap (Å)
1:G:970:SER:HA	1:G:1011:PHE:CD2	2.55	0.41
1:I:260:ILE:HG12	1:I:260:ILE:O	2.20	0.41
1:I:326:LEU:CD2	1:I:353:ILE:HB	2.51	0.41
1:I:361:TYR:HB3	1:I:366:GLU:HG2	2.02	0.41
1:I:427:ASP:HB2	1:I:434:ARG:O	2.21	0.41
1:I:553:HIS:CG	1:I:554:LEU:N	2.88	0.41
1:I:639:LEU:CD1	1:I:641:VAL:HG23	2.51	0.41
2:J:14:CYS:CB	5:J:201:HEM:CAB	2.96	0.41
1:K:137:GLN:HE21	1:K:173:LEU:HD22	1.86	0.41
1:K:279:VAL:O	1:K:279:VAL:HG23	2.20	0.41
1:K:441:GLN:O	1:K:445:LEU:HG	2.21	0.41
1:K:474:SER:HB2	1:K:475:PRO:HD2	2.02	0.41
1:K:543:ASN:CB	1:K:576:VAL:HG23	2.51	0.41
1:K:505:PHE:CE2	1:K:575:GLU:OE1	2.55	0.41
1:K:752:SER:HB2	1:K:753:PRO:HD2	2.03	0.41
1:K:910:GLU:HB3	1:K:913:LYS:HG3	2.02	0.41
1:M:1220:LEU:HD23	1:M:1234:THR:HG21	2.01	0.41
1:M:146:GLU:HA	1:M:146:GLU:OE1	2.21	0.41
1:M:246:TRP:HE3	1:M:374:MET:HG2	1.86	0.41
1:M:500:LEU:HD23	1:M:533:LEU:HD12	2.00	0.41
1:M:818:LYS:O	1:M:843:ILE:HG13	2.21	0.41
1:M:858:ALA:HB2	1:M:864:VAL:HG22	2.03	0.41
1:A:1247:LEU:HD12	1:A:1248:GLU:OE1	2.21	0.40
1:A:149:TRP:CZ3	1:A:251:LEU:HB3	2.56	0.40
1:A:434:ARG:HG3	1:A:434:ARG:HH21	1.86	0.40
1:A:639:LEU:H	1:A:653:ILE:HG22	1.79	0.40
1:A:978:PHE:CZ	1:A:986:GLU:HB2	2.55	0.40
1:C:1113:SER:N	1:C:1120:LEU:HD13	2.35	0.40
1:C:270:THR:OG1	1:C:270:THR:O	2.32	0.40
1:C:651:LEU:HA	1:C:651:LEU:HD22	1.79	0.40
2:D:18:HIS:NE2	5:D:201:HEM:C4C	2.88	0.40
1:E:1217:GLY:HA3	1:E:1236:ASP:O	2.21	0.40
1:E:1176:HIS:CB	1:E:1218:THR:CB	2.98	0.40
1:E:1232:TYR:HD2	1:E:1244:LEU:HD21	1.87	0.40
1:E:551:ASN:OD1	1:E:555:LEU:HG	2.21	0.40
1:E:821:ILE:HD11	1:E:857:VAL:HG21	2.03	0.40
1:G:140:LEU:HD12	1:G:173:LEU:HD11	2.03	0.40
1:G:359:TYR:C	1:G:359:TYR:CD1	2.86	0.40
1:G:427:ASP:HB2	1:G:434:ARG:O	2.21	0.40
1:G:394:LYS:CB	1:G:434:ARG:CB	2.80	0.40
1:G:441:GLN:O	1:G:445:LEU:HG	2.21	0.40

Continued on next page...

Continued from previous page...

Atom-1	Atom-2	Interatomic distance (Å)	Clash overlap (Å)
1:G:595:LEU:HD21	1:G:1201:TRP:HH2	1.87	0.40
1:G:669:ASP:O	1:G:686:SER:OG	2.27	0.40
1:G:999:ARG:HA	1:G:999:ARG:HD2	1.73	0.40
1:I:146:GLU:HA	1:I:146:GLU:OE1	2.21	0.40
1:I:562:ASN:HD22	1:I:562:ASN:HA	1.75	0.40
1:I:868:ASN:HB2	1:I:875:VAL:HG23	2.03	0.40
1:K:1113:SER:N	1:K:1120:LEU:HD13	2.35	0.40
1:K:1111:ILE:O	1:K:1120:LEU:N	2.54	0.40
1:K:209:ASP:O	1:K:210:GLU:HB2	2.21	0.40
1:K:326:LEU:CD2	1:K:353:ILE:HB	2.51	0.40
1:K:407:GLU:H	1:K:407:GLU:HG2	1.47	0.40
1:M:1126:HIS:CD2	1:M:1128:GLY:H	2.38	0.40
1:M:595:LEU:CD2	1:M:1201:TRP:HH2	2.33	0.40
1:M:195:LEU:HD12	1:M:195:LEU:C	2.36	0.40
1:M:543:ASN:CB	1:M:576:VAL:HG23	2.51	0.40
1:M:547:PHE:O	1:M:551:ASN:ND2	2.50	0.40
1:A:138:GLN:HE21	1:A:139:LYS:CA	2.35	0.40
1:A:551:ASN:OD1	1:A:555:LEU:HG	2.21	0.40
1:C:1089:LEU:H	1:C:1105:ALA:HB2	1.86	0.40
1:C:195:LEU:HD12	1:C:195:LEU:C	2.36	0.40
1:C:246:TRP:HE3	1:C:374:MET:HG2	1.86	0.40
1:C:434:ARG:HG3	1:C:434:ARG:HH21	1.86	0.40
1:C:551:ASN:OD1	1:C:555:LEU:HG	2.21	0.40
1:C:639:LEU:H	1:C:653:ILE:HG22	1.79	0.40
1:E:1200:LYS:HG3	1:E:1211:GLN:HB2	2.03	0.40
1:E:603:ILE:CD1	1:E:1242:TYR:CE1	3.00	0.40
1:E:485:ASN:HB2	1:E:486:PHE:CD1	2.57	0.40
1:G:1225:VAL:CG1	1:G:1229:PHE:CE1	3.01	0.40
1:G:149:TRP:CZ3	1:G:251:LEU:HB3	2.56	0.40
1:G:389:LEU:HD21	1:G:395:VAL:HG11	2.03	0.40
1:G:563:ILE:O	1:G:567:GLY:N	2.51	0.40
1:G:507:LEU:CD1	1:G:579:GLN:CG	2.98	0.40
1:G:612:ARG:HD3	1:G:614:HIS:O	2.21	0.40
1:G:923:LYS:HA	1:G:923:LYS:HD3	1.82	0.40
1:I:330:LEU:HA	1:I:330:LEU:HD12	1.74	0.40
1:I:389:LEU:HD21	1:I:395:VAL:HG11	2.03	0.40
1:I:529:TYR:CA	1:I:532:ILE:CG2	2.98	0.40
1:I:534:ASP:O	1:I:538:CYS:SG	2.68	0.40
1:I:595:LEU:HD21	1:I:1201:TRP:HH2	1.87	0.40
1:I:939:ALA:O	1:I:946:LEU:HB2	2.21	0.40
1:K:140:LEU:C	1:K:140:LEU:CD1	2.86	0.40

Continued on next page...

Continued from previous page...

Atom-1	Atom-2	Interatomic distance (Å)	Clash overlap (Å)
1:K:295:LEU:HD22	1:K:295:LEU:HA	1.75	0.40
1:K:303:LYS:H	1:K:303:LYS:HG2	1.67	0.40
1:K:485:ASN:HB2	1:K:486:PHE:CD1	2.57	0.40
1:K:516:LEU:HA	1:K:516:LEU:HD12	1.83	0.40
1:K:595:LEU:HD21	1:K:1201:TRP:HH2	1.86	0.40
1:K:603:ILE:O	1:K:604:THR:HB	2.21	0.40
1:K:549:SER:OG	1:K:608:ARG:O	2.37	0.40
1:M:1212:THR:OG1	1:M:1213:PHE:N	2.53	0.40
1:M:140:LEU:HD12	1:M:173:LEU:HD11	2.03	0.40
1:M:326:LEU:CD2	1:M:353:ILE:HB	2.50	0.40
1:M:474:SER:HB2	1:M:475:PRO:HD2	2.02	0.40
1:M:485:ASN:HB2	1:M:486:PHE:CD1	2.57	0.40
1:M:815:VAL:O	1:M:821:ILE:HG23	2.21	0.40
1:A:997:GLN:HB3	1:A:1030:TRP:HH2	1.86	0.40
1:A:1113:SER:N	1:A:1120:LEU:HD13	2.35	0.40
1:A:1217:GLY:HA3	1:A:1236:ASP:O	2.21	0.40
1:A:147:PRO:HB3	1:A:257:GLN:O	2.21	0.40
1:A:364:LEU:CD1	1:A:364:LEU:C	2.90	0.40
1:A:496:MET:CA	1:A:496:MET:CE	2.98	0.40
1:A:507:LEU:HD12	1:A:579:GLN:HG2	2.03	0.40
1:A:612:ARG:HD3	1:A:614:HIS:O	2.21	0.40
1:A:999:ARG:HA	1:A:999:ARG:HD2	1.74	0.40
1:C:1217:GLY:HA3	1:C:1236:ASP:O	2.21	0.40
1:C:1239:GLY:O	1:C:1240:ILE:HD12	2.21	0.40
1:C:473:LEU:HD23	1:C:484:TYR:HE1	1.80	0.40
1:C:485:ASN:HB2	1:C:486:PHE:CD1	2.57	0.40
1:C:496:MET:CE	1:C:496:MET:CA	2.98	0.40
1:C:560:PHE:HA	1:C:561:PRO:HD2	1.73	0.40
1:C:603:ILE:O	1:C:604:THR:HB	2.21	0.40
1:C:639:LEU:CD1	1:C:641:VAL:HG23	2.51	0.40
1:C:858:ALA:HB2	1:C:864:VAL:HG22	2.03	0.40
1:E:1182:ASP:CG	1:E:1223:ILE:HD13	2.42	0.40
1:E:174:LEU:CD2	1:E:174:LEU:C	2.86	0.40
1:E:149:TRP:CZ3	1:E:251:LEU:HB3	2.57	0.40
1:G:1046:THR:CG2	1:G:1063:PHE:HE2	2.34	0.40
1:G:1217:GLY:HA3	1:G:1236:ASP:O	2.21	0.40
1:G:137:GLN:HE21	1:G:173:LEU:HD22	1.86	0.40
1:G:239:LEU:CD1	1:G:239:LEU:C	2.85	0.40
1:G:244:ASP:OD1	1:G:246:TRP:NE1	2.50	0.40
1:G:875:VAL:CG1	1:G:915:CYS:SG	2.94	0.40
1:I:1182:ASP:CG	1:I:1223:ILE:HD13	2.42	0.40

Continued on next page...

Continued from previous page...

Atom-1	Atom-2	Interatomic distance (Å)	Clash overlap (Å)
1:I:572:GLU:HB3	1:I:573:THR:H	1.70	0.40
1:I:597:TRP:CZ3	1:I:600:LYS:HA	2.55	0.40
1:I:750:ARG:HB2	1:I:806:TRP:HE1	1.85	0.40
2:J:18:HIS:CE1	2:J:30:PRO:CD	3.00	0.40
1:K:1070:TRP:HB3	1:K:1071:ASN:H	1.74	0.40
1:K:239:LEU:HD12	1:K:240:LEU:H	1.77	0.40
1:K:261:LEU:C	1:K:261:LEU:CD1	2.85	0.40
1:K:270:THR:OG1	1:K:270:THR:O	2.32	0.40
1:K:327:ILE:CD1	1:K:353:ILE:CG2	3.00	0.40
1:K:429:ASN:O	1:K:432:SER:O	2.39	0.40
1:K:507:LEU:CD1	1:K:579:GLN:CG	2.98	0.40
1:K:507:LEU:HD11	1:K:579:GLN:HG2	2.03	0.40
1:K:724:PHE:CE1	1:K:740:PHE:HB3	2.56	0.40
1:K:997:GLN:HB3	1:K:1030:TRP:HH2	1.86	0.40
1:M:1232:TYR:HD2	1:M:1244:LEU:HD21	1.87	0.40
1:M:279:VAL:O	1:M:279:VAL:HG23	2.20	0.40
1:M:516:LEU:HA	1:M:516:LEU:HD12	1.83	0.40
1:M:595:LEU:HD13	1:M:1244:LEU:CG	2.50	0.40
1:M:595:LEU:HD21	1:M:1201:TRP:HH2	1.87	0.40
1:M:597:TRP:CZ3	1:M:600:LYS:HA	2.55	0.40
1:M:612:ARG:HD3	1:M:614:HIS:O	2.21	0.40
1:M:736:ARG:NH1	1:M:772:ALA:O	2.39	0.40
1:M:938:LEU:HA	1:M:938:LEU:HD13	1.85	0.40
1:M:939:ALA:O	1:M:946:LEU:HB2	2.21	0.40
1:A:1111:ILE:O	1:A:1120:LEU:N	2.54	0.40
1:A:1239:GLY:O	1:A:1240:ILE:HD12	2.21	0.40
1:A:588:VAL:HG11	1:A:1248:GLU:C	2.42	0.40
1:A:403:LEU:HD11	1:A:459:LYS:HZ2	1.87	0.40
1:A:868:ASN:HB2	1:A:875:VAL:HG23	2.03	0.40
1:C:1056:SER:O	1:C:1072:ILE:N	2.31	0.40
1:C:1244:LEU:C	1:C:1244:LEU:HD12	2.42	0.40
1:C:147:PRO:HB3	1:C:257:GLN:O	2.21	0.40
1:C:251:LEU:CD1	1:C:269:VAL:HG12	2.52	0.40
1:C:420:ASN:C	1:C:422:SER:N	2.74	0.40
1:E:137:GLN:HE21	1:E:173:LEU:HD22	1.86	0.40
1:E:507:LEU:HD11	1:E:579:GLN:HG2	2.03	0.40
1:E:529:TYR:CA	1:E:532:ILE:CG2	2.98	0.40
1:E:565:GLN:HE22	1:E:568:LEU:CD1	2.34	0.40
1:E:910:GLU:HB3	1:E:913:LYS:HG3	2.02	0.40
1:G:1044:GLN:HG2	1:G:1068:LYS:HZ2	1.86	0.40
1:G:1239:GLY:O	1:G:1240:ILE:HD12	2.21	0.40

Continued on next page...

Continued from previous page...

Atom-1	Atom-2	Interatomic distance (Å)	Clash overlap (Å)
1:G:1244:LEU:HD12	1:G:1244:LEU:C	2.42	0.40
1:G:139:LYS:O	1:G:142:LYS:HB3	2.21	0.40
1:G:486:PHE:HD1	1:G:486:PHE:N	2.19	0.40
1:G:551:ASN:OD1	1:G:555:LEU:HG	2.21	0.40
1:G:818:LYS:O	1:G:843:ILE:HG13	2.21	0.40
2:H:18:HIS:CE1	2:H:30:PRO:CD	3.00	0.40
1:I:997:GLN:HB3	1:I:1030:TRP:HH2	1.86	0.40
1:I:1239:GLY:O	1:I:1240:ILE:HD12	2.21	0.40
1:I:161:SER:CB	3:I:1301:DTP:O2A	2.65	0.40
1:I:149:TRP:CZ3	1:I:251:LEU:HB3	2.56	0.40
1:I:882:LEU:O	1:I:883:SER:CB	2.70	0.40
1:K:1089:LEU:H	1:K:1105:ALA:HB2	1.86	0.40
1:K:1182:ASP:CG	1:K:1223:ILE:HD13	2.42	0.40
1:K:146:GLU:HA	1:K:146:GLU:OE1	2.21	0.40
1:K:149:TRP:CZ3	1:K:251:LEU:HB3	2.56	0.40
1:K:420:ASN:C	1:K:422:SER:N	2.74	0.40
1:K:486:PHE:HD1	1:K:486:PHE:N	2.19	0.40
1:K:858:ALA:HB2	1:K:864:VAL:HG22	2.03	0.40
1:M:1182:ASP:CG	1:M:1223:ILE:HD13	2.42	0.40
1:M:1239:GLY:O	1:M:1240:ILE:HD12	2.21	0.40
1:M:427:ASP:HB2	1:M:434:ARG:O	2.21	0.40
1:A:1056:SER:O	1:A:1072:ILE:HG12	2.22	0.40
1:A:1089:LEU:H	1:A:1105:ALA:HB2	1.86	0.40
1:A:924:GLN:N	1:A:1238:LEU:HD21	2.37	0.40
1:A:261:LEU:CD1	1:A:261:LEU:C	2.85	0.40
1:A:279:VAL:O	1:A:279:VAL:HG23	2.20	0.40
1:A:393:VAL:O	1:A:393:VAL:HG23	2.22	0.40
1:A:407:GLU:O	1:A:411:VAL:HG23	2.22	0.40
1:A:485:ASN:HB2	1:A:486:PHE:CD1	2.57	0.40
1:A:507:LEU:HD11	1:A:579:GLN:HG2	2.03	0.40
1:A:821:ILE:HD11	1:A:857:VAL:HG21	2.03	0.40
1:C:1182:ASP:CG	1:C:1223:ILE:HD13	2.42	0.40
1:C:588:VAL:HG11	1:C:1248:GLU:C	2.42	0.40
1:C:137:GLN:HE21	1:C:173:LEU:HD22	1.86	0.40
1:C:209:ASP:O	1:C:210:GLU:HB2	2.21	0.40
1:E:924:GLN:N	1:E:1238:LEU:HD21	2.37	0.40
1:E:1239:GLY:O	1:E:1240:ILE:HD12	2.21	0.40
1:E:507:LEU:HD12	1:E:579:GLN:HG2	2.03	0.40
1:E:639:LEU:CD1	1:E:641:VAL:HG23	2.51	0.40
1:G:997:GLN:HB3	1:G:1030:TRP:HH2	1.86	0.40
1:G:1093:ILE:HG13	1:G:1093:ILE:O	2.21	0.40

Continued on next page...

Continued from previous page...

Atom-1	Atom-2	Interatomic distance (Å)	Clash overlap (Å)
1:G:326:LEU:CD2	1:G:353:ILE:HB	2.51	0.40
1:G:429:ASN:O	1:G:432:SER:O	2.39	0.40
1:G:639:LEU:CD1	1:G:641:VAL:HG23	2.51	0.40
1:G:821:ILE:HD11	1:G:857:VAL:HG21	2.03	0.40
1:G:884:TRP:CH2	2:H:81:ILE:CD1	3.05	0.40
1:I:139:LYS:O	1:I:142:LYS:HB3	2.21	0.40
1:I:429:ASN:HD22	1:I:429:ASN:HA	1.66	0.40
1:I:595:LEU:HD13	1:I:1244:LEU:CG	2.50	0.40
1:K:1239:GLY:O	1:K:1240:ILE:HD12	2.21	0.40
1:I:431:LYS:HZ1	1:K:336:ASN:CB	2.29	0.40
1:K:246:TRP:HE3	1:K:374:MET:HG2	1.86	0.40
1:K:551:ASN:OD1	1:K:555:LEU:HG	2.21	0.40
1:K:562:ASN:HA	1:K:562:ASN:HD22	1.76	0.40
1:M:1046:THR:CG2	1:M:1063:PHE:HE2	2.34	0.40
1:M:270:THR:OG1	1:M:270:THR:O	2.32	0.40
1:K:409:GLU:CG	1:M:340:TYR:CZ	3.00	0.40
1:M:429:ASN:HD22	1:M:429:ASN:HA	1.66	0.40
1:M:441:GLN:O	1:M:445:LEU:HG	2.21	0.40
1:M:507:LEU:HD11	1:M:579:GLN:HG2	2.03	0.40
1:M:866:LEU:CD2	1:M:914:VAL:HB	2.43	0.40

There are no symmetry-related clashes.

5.3 Torsion angles ⓘ

5.3.1 Protein backbone ⓘ

In the following table, the Percentiles column shows the percent Ramachandran outliers of the chain as a percentile score with respect to all PDB entries followed by that with respect to all EM entries.

The Analysed column shows the number of residues for which the backbone conformation was analysed, and the total number of residues.

Mol	Chain	Analysed	Favoured	Allowed	Outliers	Percentiles	
1	A	1142/1260 (91%)	999 (88%)	98 (9%)	45 (4%)	4	38
1	C	1142/1260 (91%)	999 (88%)	98 (9%)	45 (4%)	4	38
1	E	1142/1260 (91%)	999 (88%)	98 (9%)	45 (4%)	4	38
1	G	1142/1260 (91%)	999 (88%)	98 (9%)	45 (4%)	4	38

Continued on next page...

Continued from previous page...

Mol	Chain	Analysed	Favoured	Allowed	Outliers	Percentiles	
1	I	1142/1260 (91%)	999 (88%)	98 (9%)	45 (4%)	4	38
1	K	1142/1260 (91%)	999 (88%)	97 (8%)	46 (4%)	4	38
1	M	1142/1260 (91%)	999 (88%)	97 (8%)	46 (4%)	4	38
2	B	102/105 (97%)	100 (98%)	2 (2%)	0	100	100
2	D	102/105 (97%)	100 (98%)	2 (2%)	0	100	100
2	F	102/105 (97%)	100 (98%)	2 (2%)	0	100	100
2	H	102/105 (97%)	100 (98%)	2 (2%)	0	100	100
2	J	102/105 (97%)	100 (98%)	2 (2%)	0	100	100
2	L	102/105 (97%)	100 (98%)	2 (2%)	0	100	100
2	N	102/105 (97%)	100 (98%)	2 (2%)	0	100	100
All	All	8708/9555 (91%)	7693 (88%)	698 (8%)	317 (4%)	7	41

All (317) Ramachandran outliers are listed below:

Mol	Chain	Res	Type
1	A	147	PRO
1	A	557	ARG
1	A	560	PHE
1	A	562	ASN
1	A	645	GLU
1	A	795	GLU
1	A	841	SER
1	A	885	VAL
1	A	904	GLN
1	A	932	GLU
1	A	1174	ALA
1	A	1212	THR
1	A	1240	ILE
1	C	147	PRO
1	C	557	ARG
1	C	560	PHE
1	C	562	ASN
1	C	645	GLU
1	C	795	GLU
1	C	841	SER
1	C	885	VAL
1	C	904	GLN
1	C	932	GLU

Continued on next page...

Continued from previous page...

Mol	Chain	Res	Type
1	C	1174	ALA
1	C	1212	THR
1	C	1240	ILE
1	E	147	PRO
1	E	557	ARG
1	E	560	PHE
1	E	562	ASN
1	E	645	GLU
1	E	795	GLU
1	E	841	SER
1	E	885	VAL
1	E	904	GLN
1	E	932	GLU
1	E	1174	ALA
1	E	1212	THR
1	E	1240	ILE
1	G	147	PRO
1	G	557	ARG
1	G	560	PHE
1	G	562	ASN
1	G	645	GLU
1	G	795	GLU
1	G	841	SER
1	G	885	VAL
1	G	904	GLN
1	G	932	GLU
1	G	1174	ALA
1	G	1212	THR
1	G	1240	ILE
1	I	147	PRO
1	I	557	ARG
1	I	560	PHE
1	I	562	ASN
1	I	645	GLU
1	I	795	GLU
1	I	841	SER
1	I	885	VAL
1	I	904	GLN
1	I	932	GLU
1	I	1174	ALA
1	I	1212	THR
1	I	1240	ILE

Continued on next page...

Continued from previous page...

Mol	Chain	Res	Type
1	K	147	PRO
1	K	557	ARG
1	K	560	PHE
1	K	562	ASN
1	K	645	GLU
1	K	795	GLU
1	K	841	SER
1	K	885	VAL
1	K	904	GLN
1	K	932	GLU
1	K	1174	ALA
1	K	1212	THR
1	K	1240	ILE
1	M	147	PRO
1	M	557	ARG
1	M	560	PHE
1	M	562	ASN
1	M	645	GLU
1	M	795	GLU
1	M	841	SER
1	M	885	VAL
1	M	904	GLN
1	M	932	GLU
1	M	1174	ALA
1	M	1212	THR
1	M	1240	ILE
1	A	245	VAL
1	A	558	GLN
1	A	573	THR
1	A	884	TRP
1	A	1214	TYR
1	C	245	VAL
1	C	558	GLN
1	C	573	THR
1	C	884	TRP
1	C	1214	TYR
1	E	245	VAL
1	E	558	GLN
1	E	573	THR
1	E	884	TRP
1	E	1214	TYR
1	G	245	VAL

Continued on next page...

Continued from previous page...

Mol	Chain	Res	Type
1	G	558	GLN
1	G	573	THR
1	G	884	TRP
1	G	1214	TYR
1	I	245	VAL
1	I	558	GLN
1	I	573	THR
1	I	884	TRP
1	I	1214	TYR
1	K	245	VAL
1	K	558	GLN
1	K	573	THR
1	K	884	TRP
1	K	1214	TYR
1	M	245	VAL
1	M	558	GLN
1	M	573	THR
1	M	884	TRP
1	M	1214	TYR
1	A	281	PRO
1	A	559	PRO
1	A	561	PRO
1	A	568	LEU
1	A	572	GLU
1	A	679	LYS
1	A	921	MET
1	A	1158	ASN
1	A	1171	GLU
1	A	1206	THR
1	C	281	PRO
1	C	559	PRO
1	C	561	PRO
1	C	568	LEU
1	C	572	GLU
1	C	679	LYS
1	C	921	MET
1	C	1158	ASN
1	C	1171	GLU
1	C	1206	THR
1	E	281	PRO
1	E	559	PRO
1	E	561	PRO

Continued on next page...

Continued from previous page...

Mol	Chain	Res	Type
1	E	568	LEU
1	E	572	GLU
1	E	679	LYS
1	E	921	MET
1	E	1158	ASN
1	E	1171	GLU
1	E	1206	THR
1	G	281	PRO
1	G	559	PRO
1	G	561	PRO
1	G	568	LEU
1	G	572	GLU
1	G	679	LYS
1	G	921	MET
1	G	1158	ASN
1	G	1171	GLU
1	G	1206	THR
1	I	281	PRO
1	I	559	PRO
1	I	561	PRO
1	I	568	LEU
1	I	572	GLU
1	I	679	LYS
1	I	921	MET
1	I	1158	ASN
1	I	1171	GLU
1	I	1206	THR
1	K	281	PRO
1	K	559	PRO
1	K	561	PRO
1	K	568	LEU
1	K	572	GLU
1	K	679	LYS
1	K	921	MET
1	K	1158	ASN
1	K	1171	GLU
1	K	1206	THR
1	M	281	PRO
1	M	559	PRO
1	M	561	PRO
1	M	568	LEU
1	M	572	GLU

Continued on next page...

Continued from previous page...

Mol	Chain	Res	Type
1	M	679	LYS
1	M	921	MET
1	M	1158	ASN
1	M	1171	GLU
1	M	1206	THR
1	A	697	GLU
1	A	963	GLN
1	A	1022	SER
1	A	1129	CYS
1	A	1179	TRP
1	A	1205	VAL
1	C	697	GLU
1	C	963	GLN
1	C	1022	SER
1	C	1129	CYS
1	C	1179	TRP
1	C	1205	VAL
1	E	697	GLU
1	E	963	GLN
1	E	1022	SER
1	E	1129	CYS
1	E	1179	TRP
1	E	1205	VAL
1	G	697	GLU
1	G	963	GLN
1	G	1022	SER
1	G	1129	CYS
1	G	1179	TRP
1	G	1205	VAL
1	I	697	GLU
1	I	963	GLN
1	I	1022	SER
1	I	1129	CYS
1	I	1179	TRP
1	I	1205	VAL
1	K	697	GLU
1	K	963	GLN
1	K	1022	SER
1	K	1129	CYS
1	K	1179	TRP
1	K	1205	VAL
1	M	697	GLU

Continued on next page...

Continued from previous page...

Mol	Chain	Res	Type
1	M	963	GLN
1	M	1022	SER
1	M	1129	CYS
1	M	1179	TRP
1	M	1205	VAL
1	A	637	LYS
1	A	919	ALA
1	A	1002	HIS
1	A	1007	TRP
1	A	1073	ILE
1	A	1107	LYS
1	C	637	LYS
1	C	919	ALA
1	C	1007	TRP
1	C	1073	ILE
1	C	1107	LYS
1	E	637	LYS
1	E	919	ALA
1	E	1007	TRP
1	E	1073	ILE
1	E	1107	LYS
1	G	637	LYS
1	G	919	ALA
1	G	1007	TRP
1	G	1073	ILE
1	G	1107	LYS
1	I	637	LYS
1	I	919	ALA
1	I	1007	TRP
1	I	1073	ILE
1	I	1107	LYS
1	K	637	LYS
1	K	919	ALA
1	K	1007	TRP
1	K	1073	ILE
1	K	1107	LYS
1	M	637	LYS
1	M	919	ALA
1	M	1002	HIS
1	M	1007	TRP
1	M	1073	ILE
1	M	1107	LYS

Continued on next page...

Continued from previous page...

Mol	Chain	Res	Type
1	A	574	SER
1	A	741	GLY
1	C	574	SER
1	C	741	GLY
1	C	1002	HIS
1	E	574	SER
1	E	741	GLY
1	E	1002	HIS
1	G	574	SER
1	G	741	GLY
1	G	1002	HIS
1	I	574	SER
1	I	741	GLY
1	I	1002	HIS
1	K	574	SER
1	K	741	GLY
1	K	883	SER
1	K	1002	HIS
1	M	574	SER
1	M	741	GLY
1	M	883	SER
1	A	146	GLU
1	A	571	PRO
1	C	146	GLU
1	C	571	PRO
1	E	146	GLU
1	E	571	PRO
1	G	146	GLU
1	G	571	PRO
1	I	146	GLU
1	I	571	PRO
1	K	146	GLU
1	K	571	PRO
1	M	146	GLU
1	M	571	PRO
1	A	920	VAL
1	C	920	VAL
1	E	920	VAL
1	G	920	VAL
1	I	920	VAL
1	K	920	VAL
1	M	920	VAL

5.3.2 Protein sidechains ⓘ

In the following table, the Percentiles column shows the percent sidechain outliers of the chain as a percentile score with respect to all PDB entries followed by that with respect to all EM entries.

The Analysed column shows the number of residues for which the sidechain conformation was analysed, and the total number of residues.

Mol	Chain	Analysed	Rotameric	Outliers	Percentiles	
1	A	1027/1131 (91%)	838 (82%)	189 (18%)	2	15
1	C	1027/1131 (91%)	838 (82%)	189 (18%)	2	15
1	E	1027/1131 (91%)	838 (82%)	189 (18%)	2	15
1	G	1027/1131 (91%)	838 (82%)	189 (18%)	2	15
1	I	1027/1131 (91%)	838 (82%)	189 (18%)	2	15
1	K	1027/1131 (91%)	838 (82%)	189 (18%)	2	15
1	M	1027/1131 (91%)	838 (82%)	189 (18%)	2	15
2	B	86/87 (99%)	80 (93%)	6 (7%)	19	60
2	D	86/87 (99%)	80 (93%)	6 (7%)	19	60
2	F	86/87 (99%)	80 (93%)	6 (7%)	19	60
2	H	86/87 (99%)	80 (93%)	6 (7%)	19	60
2	J	86/87 (99%)	81 (94%)	5 (6%)	25	66
2	L	86/87 (99%)	80 (93%)	6 (7%)	19	60
2	N	86/87 (99%)	80 (93%)	6 (7%)	19	60
All	All	7791/8526 (91%)	6427 (82%)	1364 (18%)	6	17

All (1364) residues with a non-rotameric sidechain are listed below:

Mol	Chain	Res	Type
1	A	114	LEU
1	A	116	GLU
1	A	122	ARG
1	A	126	PHE
1	A	128	THR
1	A	129	ARG
1	A	130	LYS
1	A	138	GLN
1	A	139	LYS
1	A	142	LYS
1	A	143	LEU

Continued on next page...

Continued from previous page...

Mol	Chain	Res	Type
1	A	144	LYS
1	A	153	HIS
1	A	155	MET
1	A	158	CYS
1	A	160	LYS
1	A	166	GLU
1	A	173	LEU
1	A	174	LEU
1	A	189	LYS
1	A	198	LYS
1	A	206	LEU
1	A	208	GLN
1	A	213	SER
1	A	225	ASP
1	A	226	ARG
1	A	231	MET
1	A	233	ARG
1	A	234	LYS
1	A	237	ARG
1	A	239	LEU
1	A	240	LEU
1	A	243	ASP
1	A	244	ASP
1	A	248	SER
1	A	252	LYS
1	A	256	SER
1	A	259	GLN
1	A	260	ILE
1	A	261	LEU
1	A	262	LEU
1	A	266	ASP
1	A	267	LYS
1	A	268	SER
1	A	273	VAL
1	A	277	LYS
1	A	278	TYR
1	A	283	GLU
1	A	286	LEU
1	A	288	LYS
1	A	290	LYS
1	A	293	GLU
1	A	294	ILE

Continued on next page...

Continued from previous page...

Mol	Chain	Res	Type
1	A	295	LEU
1	A	298	PHE
1	A	301	MET
1	A	302	LYS
1	A	303	LYS
1	A	308	GLU
1	A	309	GLN
1	A	311	HIS
1	A	317	CYS
1	A	318	LYS
1	A	322	LEU
1	A	325	SER
1	A	326	LEU
1	A	332	ARG
1	A	333	ASP
1	A	334	PHE
1	A	337	ARG
1	A	348	LYS
1	A	352	ARG
1	A	353	ILE
1	A	357	SER
1	A	358	SER
1	A	359	TYR
1	A	360	ASP
1	A	362	GLU
1	A	368	MET
1	A	373	GLU
1	A	374	MET
1	A	376	ARG
1	A	383	TYR
1	A	384	THR
1	A	386	LEU
1	A	389	LEU
1	A	391	LYS
1	A	397	THR
1	A	402	ILE
1	A	403	LEU
1	A	404	TRP
1	A	405	ASP
1	A	406	MET
1	A	407	GLU
1	A	416	GLN

Continued on next page...

Continued from previous page...

Mol	Chain	Res	Type
1	A	426	CYS
1	A	428	ARG
1	A	429	ASN
1	A	431	LYS
1	A	434	ARG
1	A	438	HIS
1	A	439	ASP
1	A	443	ASP
1	A	449	ASN
1	A	450	CYS
1	A	455	ASP
1	A	456	LEU
1	A	473	LEU
1	A	476	ASP
1	A	477	GLN
1	A	486	PHE
1	A	489	TYR
1	A	490	HIS
1	A	493	SER
1	A	505	PHE
1	A	514	THR
1	A	515	GLU
1	A	522	LEU
1	A	524	HIS
1	A	528	GLU
1	A	529	TYR
1	A	530	ARG
1	A	531	HIS
1	A	532	ILE
1	A	533	LEU
1	A	534	ASP
1	A	537	ASP
1	A	546	GLU
1	A	550	LEU
1	A	553	HIS
1	A	557	ARG
1	A	562	ASN
1	A	568	LEU
1	A	572	GLU
1	A	573	THR
1	A	575	GLU
1	A	576	VAL

Continued on next page...

Continued from previous page...

Mol	Chain	Res	Type
1	A	578	GLN
1	A	585	LYS
1	A	586	GLN
1	A	587	GLU
1	A	596	GLU
1	A	598	ILE
1	A	600	LYS
1	A	616	ASP
1	A	619	TYR
1	A	633	CYS
1	A	643	LYS
1	A	645	GLU
1	A	646	THR
1	A	649	LYS
1	A	651	LEU
1	A	654	LYS
1	A	657	GLU
1	A	658	ASP
1	A	659	GLU
1	A	879	ARG
1	A	881	HIS
1	A	882	LEU
1	A	902	ASP
1	A	907	ARG
1	A	918	SER
1	A	921	MET
1	A	925	GLU
1	A	938	LEU
1	A	940	VAL
1	A	948	LEU
1	A	999	ARG
1	A	1078	GLU
1	A	1164	LEU
1	A	1165	CYS
1	A	1168	LEU
1	A	1170	GLU
1	A	1171	GLU
1	A	1179	TRP
1	A	1181	THR
1	A	1182	ASP
1	A	1183	LEU
1	A	1192	LEU

Continued on next page...

Continued from previous page...

Mol	Chain	Res	Type
1	A	1211	GLN
1	A	1218	THR
1	A	1219	ASN
1	A	1220	LEU
1	A	1226	SER
1	A	1229	PHE
1	A	1232	TYR
1	A	1240	ILE
1	A	1245	GLN
1	A	1247	LEU
2	B	12	GLN
2	B	38	ARG
2	B	39	LYS
2	B	52	ASN
2	B	53	LYS
2	B	86	LYS
1	C	114	LEU
1	C	116	GLU
1	C	122	ARG
1	C	126	PHE
1	C	128	THR
1	C	129	ARG
1	C	130	LYS
1	C	138	GLN
1	C	139	LYS
1	C	142	LYS
1	C	143	LEU
1	C	144	LYS
1	C	153	HIS
1	C	155	MET
1	C	158	CYS
1	C	160	LYS
1	C	166	GLU
1	C	173	LEU
1	C	174	LEU
1	C	189	LYS
1	C	198	LYS
1	C	206	LEU
1	C	208	GLN
1	C	213	SER
1	C	225	ASP
1	C	226	ARG

Continued on next page...

Continued from previous page...

Mol	Chain	Res	Type
1	C	231	MET
1	C	233	ARG
1	C	234	LYS
1	C	237	ARG
1	C	239	LEU
1	C	240	LEU
1	C	243	ASP
1	C	244	ASP
1	C	248	SER
1	C	252	LYS
1	C	256	SER
1	C	259	GLN
1	C	260	ILE
1	C	261	LEU
1	C	262	LEU
1	C	266	ASP
1	C	267	LYS
1	C	268	SER
1	C	273	VAL
1	C	277	LYS
1	C	278	TYR
1	C	283	GLU
1	C	286	LEU
1	C	288	LYS
1	C	290	LYS
1	C	293	GLU
1	C	294	ILE
1	C	295	LEU
1	C	298	PHE
1	C	301	MET
1	C	302	LYS
1	C	303	LYS
1	C	308	GLU
1	C	309	GLN
1	C	311	HIS
1	C	317	CYS
1	C	318	LYS
1	C	322	LEU
1	C	325	SER
1	C	326	LEU
1	C	332	ARG
1	C	333	ASP

Continued on next page...

Continued from previous page...

Mol	Chain	Res	Type
1	C	334	PHE
1	C	337	ARG
1	C	348	LYS
1	C	352	ARG
1	C	353	ILE
1	C	357	SER
1	C	358	SER
1	C	359	TYR
1	C	360	ASP
1	C	362	GLU
1	C	368	MET
1	C	373	GLU
1	C	374	MET
1	C	376	ARG
1	C	383	TYR
1	C	384	THR
1	C	386	LEU
1	C	389	LEU
1	C	391	LYS
1	C	397	THR
1	C	402	ILE
1	C	403	LEU
1	C	404	TRP
1	C	405	ASP
1	C	406	MET
1	C	407	GLU
1	C	416	GLN
1	C	426	CYS
1	C	428	ARG
1	C	429	ASN
1	C	431	LYS
1	C	434	ARG
1	C	438	HIS
1	C	439	ASP
1	C	443	ASP
1	C	449	ASN
1	C	450	CYS
1	C	455	ASP
1	C	456	LEU
1	C	473	LEU
1	C	476	ASP
1	C	477	GLN

Continued on next page...

Continued from previous page...

Mol	Chain	Res	Type
1	C	486	PHE
1	C	489	TYR
1	C	490	HIS
1	C	493	SER
1	C	505	PHE
1	C	514	THR
1	C	515	GLU
1	C	522	LEU
1	C	524	HIS
1	C	528	GLU
1	C	529	TYR
1	C	530	ARG
1	C	531	HIS
1	C	532	ILE
1	C	533	LEU
1	C	534	ASP
1	C	537	ASP
1	C	546	GLU
1	C	550	LEU
1	C	553	HIS
1	C	557	ARG
1	C	562	ASN
1	C	568	LEU
1	C	572	GLU
1	C	573	THR
1	C	575	GLU
1	C	576	VAL
1	C	578	GLN
1	C	585	LYS
1	C	586	GLN
1	C	587	GLU
1	C	596	GLU
1	C	598	ILE
1	C	600	LYS
1	C	616	ASP
1	C	619	TYR
1	C	633	CYS
1	C	643	LYS
1	C	645	GLU
1	C	646	THR
1	C	649	LYS
1	C	651	LEU

Continued on next page...

Continued from previous page...

Mol	Chain	Res	Type
1	C	654	LYS
1	C	657	GLU
1	C	658	ASP
1	C	659	GLU
1	C	879	ARG
1	C	881	HIS
1	C	882	LEU
1	C	902	ASP
1	C	907	ARG
1	C	918	SER
1	C	921	MET
1	C	925	GLU
1	C	938	LEU
1	C	940	VAL
1	C	948	LEU
1	C	999	ARG
1	C	1078	GLU
1	C	1164	LEU
1	C	1165	CYS
1	C	1168	LEU
1	C	1170	GLU
1	C	1171	GLU
1	C	1179	TRP
1	C	1181	THR
1	C	1182	ASP
1	C	1183	LEU
1	C	1192	LEU
1	C	1211	GLN
1	C	1218	THR
1	C	1219	ASN
1	C	1220	LEU
1	C	1226	SER
1	C	1229	PHE
1	C	1232	TYR
1	C	1240	ILE
1	C	1245	GLN
1	C	1247	LEU
2	D	12	GLN
2	D	38	ARG
2	D	39	LYS
2	D	52	ASN
2	D	53	LYS

Continued on next page...

Continued from previous page...

Mol	Chain	Res	Type
2	D	86	LYS
1	E	114	LEU
1	E	116	GLU
1	E	122	ARG
1	E	126	PHE
1	E	128	THR
1	E	129	ARG
1	E	130	LYS
1	E	138	GLN
1	E	139	LYS
1	E	142	LYS
1	E	143	LEU
1	E	144	LYS
1	E	153	HIS
1	E	155	MET
1	E	158	CYS
1	E	160	LYS
1	E	166	GLU
1	E	173	LEU
1	E	174	LEU
1	E	189	LYS
1	E	198	LYS
1	E	206	LEU
1	E	208	GLN
1	E	213	SER
1	E	225	ASP
1	E	226	ARG
1	E	231	MET
1	E	233	ARG
1	E	234	LYS
1	E	237	ARG
1	E	239	LEU
1	E	240	LEU
1	E	243	ASP
1	E	244	ASP
1	E	248	SER
1	E	252	LYS
1	E	256	SER
1	E	259	GLN
1	E	260	ILE
1	E	261	LEU
1	E	262	LEU

Continued on next page...

Continued from previous page...

Mol	Chain	Res	Type
1	E	266	ASP
1	E	267	LYS
1	E	268	SER
1	E	273	VAL
1	E	277	LYS
1	E	278	TYR
1	E	283	GLU
1	E	286	LEU
1	E	288	LYS
1	E	290	LYS
1	E	293	GLU
1	E	294	ILE
1	E	295	LEU
1	E	298	PHE
1	E	301	MET
1	E	302	LYS
1	E	303	LYS
1	E	308	GLU
1	E	309	GLN
1	E	311	HIS
1	E	317	CYS
1	E	318	LYS
1	E	322	LEU
1	E	325	SER
1	E	326	LEU
1	E	332	ARG
1	E	333	ASP
1	E	334	PHE
1	E	337	ARG
1	E	348	LYS
1	E	352	ARG
1	E	353	ILE
1	E	357	SER
1	E	358	SER
1	E	359	TYR
1	E	360	ASP
1	E	362	GLU
1	E	368	MET
1	E	373	GLU
1	E	374	MET
1	E	376	ARG
1	E	383	TYR

Continued on next page...

Continued from previous page...

Mol	Chain	Res	Type
1	E	384	THR
1	E	386	LEU
1	E	389	LEU
1	E	391	LYS
1	E	397	THR
1	E	402	ILE
1	E	403	LEU
1	E	404	TRP
1	E	405	ASP
1	E	406	MET
1	E	407	GLU
1	E	416	GLN
1	E	426	CYS
1	E	428	ARG
1	E	429	ASN
1	E	431	LYS
1	E	434	ARG
1	E	438	HIS
1	E	439	ASP
1	E	443	ASP
1	E	449	ASN
1	E	450	CYS
1	E	455	ASP
1	E	456	LEU
1	E	473	LEU
1	E	476	ASP
1	E	477	GLN
1	E	486	PHE
1	E	489	TYR
1	E	490	HIS
1	E	493	SER
1	E	505	PHE
1	E	514	THR
1	E	515	GLU
1	E	522	LEU
1	E	524	HIS
1	E	528	GLU
1	E	529	TYR
1	E	530	ARG
1	E	531	HIS
1	E	532	ILE
1	E	533	LEU

Continued on next page...

Continued from previous page...

Mol	Chain	Res	Type
1	E	534	ASP
1	E	537	ASP
1	E	546	GLU
1	E	550	LEU
1	E	553	HIS
1	E	557	ARG
1	E	562	ASN
1	E	568	LEU
1	E	572	GLU
1	E	573	THR
1	E	575	GLU
1	E	576	VAL
1	E	578	GLN
1	E	585	LYS
1	E	586	GLN
1	E	587	GLU
1	E	596	GLU
1	E	598	ILE
1	E	600	LYS
1	E	616	ASP
1	E	619	TYR
1	E	633	CYS
1	E	643	LYS
1	E	645	GLU
1	E	646	THR
1	E	649	LYS
1	E	651	LEU
1	E	654	LYS
1	E	657	GLU
1	E	658	ASP
1	E	659	GLU
1	E	879	ARG
1	E	881	HIS
1	E	882	LEU
1	E	902	ASP
1	E	907	ARG
1	E	918	SER
1	E	921	MET
1	E	925	GLU
1	E	938	LEU
1	E	940	VAL
1	E	948	LEU

Continued on next page...

Continued from previous page...

Mol	Chain	Res	Type
1	E	999	ARG
1	E	1078	GLU
1	E	1164	LEU
1	E	1165	CYS
1	E	1168	LEU
1	E	1170	GLU
1	E	1171	GLU
1	E	1179	TRP
1	E	1181	THR
1	E	1182	ASP
1	E	1183	LEU
1	E	1192	LEU
1	E	1211	GLN
1	E	1218	THR
1	E	1219	ASN
1	E	1220	LEU
1	E	1226	SER
1	E	1229	PHE
1	E	1232	TYR
1	E	1240	ILE
1	E	1245	GLN
1	E	1247	LEU
2	F	12	GLN
2	F	38	ARG
2	F	39	LYS
2	F	52	ASN
2	F	53	LYS
2	F	86	LYS
1	G	114	LEU
1	G	116	GLU
1	G	122	ARG
1	G	126	PHE
1	G	128	THR
1	G	129	ARG
1	G	130	LYS
1	G	138	GLN
1	G	139	LYS
1	G	142	LYS
1	G	143	LEU
1	G	144	LYS
1	G	153	HIS
1	G	155	MET

Continued on next page...

Continued from previous page...

Mol	Chain	Res	Type
1	G	158	CYS
1	G	160	LYS
1	G	166	GLU
1	G	173	LEU
1	G	174	LEU
1	G	189	LYS
1	G	198	LYS
1	G	206	LEU
1	G	208	GLN
1	G	213	SER
1	G	225	ASP
1	G	226	ARG
1	G	231	MET
1	G	233	ARG
1	G	234	LYS
1	G	237	ARG
1	G	239	LEU
1	G	240	LEU
1	G	243	ASP
1	G	244	ASP
1	G	248	SER
1	G	252	LYS
1	G	256	SER
1	G	259	GLN
1	G	260	ILE
1	G	261	LEU
1	G	262	LEU
1	G	266	ASP
1	G	267	LYS
1	G	268	SER
1	G	273	VAL
1	G	277	LYS
1	G	278	TYR
1	G	283	GLU
1	G	286	LEU
1	G	288	LYS
1	G	290	LYS
1	G	293	GLU
1	G	294	ILE
1	G	295	LEU
1	G	298	PHE
1	G	301	MET

Continued on next page...

Continued from previous page...

Mol	Chain	Res	Type
1	G	302	LYS
1	G	303	LYS
1	G	308	GLU
1	G	309	GLN
1	G	311	HIS
1	G	317	CYS
1	G	318	LYS
1	G	322	LEU
1	G	325	SER
1	G	326	LEU
1	G	332	ARG
1	G	333	ASP
1	G	334	PHE
1	G	337	ARG
1	G	348	LYS
1	G	352	ARG
1	G	353	ILE
1	G	357	SER
1	G	358	SER
1	G	359	TYR
1	G	360	ASP
1	G	362	GLU
1	G	368	MET
1	G	373	GLU
1	G	374	MET
1	G	376	ARG
1	G	383	TYR
1	G	384	THR
1	G	386	LEU
1	G	389	LEU
1	G	391	LYS
1	G	397	THR
1	G	402	ILE
1	G	403	LEU
1	G	404	TRP
1	G	405	ASP
1	G	406	MET
1	G	407	GLU
1	G	416	GLN
1	G	426	CYS
1	G	428	ARG
1	G	429	ASN

Continued on next page...

Continued from previous page...

Mol	Chain	Res	Type
1	G	431	LYS
1	G	434	ARG
1	G	438	HIS
1	G	439	ASP
1	G	443	ASP
1	G	449	ASN
1	G	450	CYS
1	G	455	ASP
1	G	456	LEU
1	G	473	LEU
1	G	476	ASP
1	G	477	GLN
1	G	486	PHE
1	G	489	TYR
1	G	490	HIS
1	G	493	SER
1	G	505	PHE
1	G	514	THR
1	G	515	GLU
1	G	522	LEU
1	G	524	HIS
1	G	528	GLU
1	G	529	TYR
1	G	530	ARG
1	G	531	HIS
1	G	532	ILE
1	G	533	LEU
1	G	534	ASP
1	G	537	ASP
1	G	546	GLU
1	G	550	LEU
1	G	553	HIS
1	G	557	ARG
1	G	562	ASN
1	G	568	LEU
1	G	572	GLU
1	G	573	THR
1	G	575	GLU
1	G	576	VAL
1	G	578	GLN
1	G	585	LYS
1	G	586	GLN

Continued on next page...

Continued from previous page...

Mol	Chain	Res	Type
1	G	587	GLU
1	G	596	GLU
1	G	598	ILE
1	G	600	LYS
1	G	616	ASP
1	G	619	TYR
1	G	633	CYS
1	G	643	LYS
1	G	645	GLU
1	G	646	THR
1	G	649	LYS
1	G	651	LEU
1	G	654	LYS
1	G	657	GLU
1	G	658	ASP
1	G	659	GLU
1	G	879	ARG
1	G	881	HIS
1	G	882	LEU
1	G	902	ASP
1	G	907	ARG
1	G	918	SER
1	G	921	MET
1	G	925	GLU
1	G	938	LEU
1	G	940	VAL
1	G	948	LEU
1	G	999	ARG
1	G	1078	GLU
1	G	1164	LEU
1	G	1165	CYS
1	G	1168	LEU
1	G	1170	GLU
1	G	1171	GLU
1	G	1179	TRP
1	G	1181	THR
1	G	1182	ASP
1	G	1183	LEU
1	G	1192	LEU
1	G	1211	GLN
1	G	1218	THR
1	G	1219	ASN

Continued on next page...

Continued from previous page...

Mol	Chain	Res	Type
1	G	1220	LEU
1	G	1226	SER
1	G	1229	PHE
1	G	1232	TYR
1	G	1240	ILE
1	G	1245	GLN
1	G	1247	LEU
2	H	12	GLN
2	H	38	ARG
2	H	39	LYS
2	H	52	ASN
2	H	53	LYS
2	H	86	LYS
1	I	114	LEU
1	I	116	GLU
1	I	122	ARG
1	I	126	PHE
1	I	128	THR
1	I	129	ARG
1	I	130	LYS
1	I	138	GLN
1	I	139	LYS
1	I	142	LYS
1	I	143	LEU
1	I	144	LYS
1	I	153	HIS
1	I	155	MET
1	I	158	CYS
1	I	160	LYS
1	I	166	GLU
1	I	173	LEU
1	I	174	LEU
1	I	189	LYS
1	I	198	LYS
1	I	206	LEU
1	I	208	GLN
1	I	213	SER
1	I	225	ASP
1	I	226	ARG
1	I	231	MET
1	I	233	ARG
1	I	234	LYS

Continued on next page...

Continued from previous page...

Mol	Chain	Res	Type
1	I	237	ARG
1	I	239	LEU
1	I	240	LEU
1	I	243	ASP
1	I	244	ASP
1	I	248	SER
1	I	252	LYS
1	I	256	SER
1	I	259	GLN
1	I	260	ILE
1	I	261	LEU
1	I	262	LEU
1	I	266	ASP
1	I	267	LYS
1	I	268	SER
1	I	273	VAL
1	I	277	LYS
1	I	278	TYR
1	I	283	GLU
1	I	286	LEU
1	I	288	LYS
1	I	290	LYS
1	I	293	GLU
1	I	294	ILE
1	I	295	LEU
1	I	298	PHE
1	I	301	MET
1	I	302	LYS
1	I	303	LYS
1	I	308	GLU
1	I	309	GLN
1	I	311	HIS
1	I	317	CYS
1	I	318	LYS
1	I	322	LEU
1	I	325	SER
1	I	326	LEU
1	I	332	ARG
1	I	333	ASP
1	I	334	PHE
1	I	337	ARG
1	I	348	LYS

Continued on next page...

Continued from previous page...

Mol	Chain	Res	Type
1	I	352	ARG
1	I	353	ILE
1	I	357	SER
1	I	358	SER
1	I	359	TYR
1	I	360	ASP
1	I	362	GLU
1	I	368	MET
1	I	373	GLU
1	I	374	MET
1	I	376	ARG
1	I	383	TYR
1	I	384	THR
1	I	386	LEU
1	I	389	LEU
1	I	391	LYS
1	I	397	THR
1	I	402	ILE
1	I	403	LEU
1	I	404	TRP
1	I	405	ASP
1	I	406	MET
1	I	407	GLU
1	I	416	GLN
1	I	426	CYS
1	I	428	ARG
1	I	429	ASN
1	I	431	LYS
1	I	434	ARG
1	I	438	HIS
1	I	439	ASP
1	I	443	ASP
1	I	449	ASN
1	I	450	CYS
1	I	455	ASP
1	I	456	LEU
1	I	473	LEU
1	I	476	ASP
1	I	477	GLN
1	I	486	PHE
1	I	489	TYR
1	I	490	HIS

Continued on next page...

Continued from previous page...

Mol	Chain	Res	Type
1	I	493	SER
1	I	505	PHE
1	I	514	THR
1	I	515	GLU
1	I	522	LEU
1	I	524	HIS
1	I	528	GLU
1	I	529	TYR
1	I	530	ARG
1	I	531	HIS
1	I	532	ILE
1	I	533	LEU
1	I	534	ASP
1	I	537	ASP
1	I	546	GLU
1	I	550	LEU
1	I	553	HIS
1	I	557	ARG
1	I	562	ASN
1	I	568	LEU
1	I	572	GLU
1	I	573	THR
1	I	575	GLU
1	I	576	VAL
1	I	578	GLN
1	I	585	LYS
1	I	586	GLN
1	I	587	GLU
1	I	596	GLU
1	I	598	ILE
1	I	600	LYS
1	I	616	ASP
1	I	619	TYR
1	I	633	CYS
1	I	643	LYS
1	I	645	GLU
1	I	646	THR
1	I	649	LYS
1	I	651	LEU
1	I	654	LYS
1	I	657	GLU
1	I	658	ASP

Continued on next page...

Continued from previous page...

Mol	Chain	Res	Type
1	I	659	GLU
1	I	879	ARG
1	I	881	HIS
1	I	882	LEU
1	I	902	ASP
1	I	907	ARG
1	I	918	SER
1	I	921	MET
1	I	925	GLU
1	I	938	LEU
1	I	940	VAL
1	I	948	LEU
1	I	999	ARG
1	I	1078	GLU
1	I	1164	LEU
1	I	1165	CYS
1	I	1168	LEU
1	I	1170	GLU
1	I	1171	GLU
1	I	1179	TRP
1	I	1181	THR
1	I	1182	ASP
1	I	1183	LEU
1	I	1192	LEU
1	I	1211	GLN
1	I	1218	THR
1	I	1219	ASN
1	I	1220	LEU
1	I	1226	SER
1	I	1229	PHE
1	I	1232	TYR
1	I	1240	ILE
1	I	1245	GLN
1	I	1247	LEU
2	J	12	GLN
2	J	38	ARG
2	J	39	LYS
2	J	52	ASN
2	J	86	LYS
1	K	114	LEU
1	K	116	GLU
1	K	122	ARG

Continued on next page...

Continued from previous page...

Mol	Chain	Res	Type
1	K	126	PHE
1	K	128	THR
1	K	129	ARG
1	K	130	LYS
1	K	138	GLN
1	K	139	LYS
1	K	142	LYS
1	K	143	LEU
1	K	144	LYS
1	K	153	HIS
1	K	155	MET
1	K	158	CYS
1	K	160	LYS
1	K	166	GLU
1	K	173	LEU
1	K	174	LEU
1	K	189	LYS
1	K	198	LYS
1	K	206	LEU
1	K	208	GLN
1	K	213	SER
1	K	225	ASP
1	K	226	ARG
1	K	231	MET
1	K	233	ARG
1	K	234	LYS
1	K	237	ARG
1	K	239	LEU
1	K	240	LEU
1	K	243	ASP
1	K	244	ASP
1	K	248	SER
1	K	252	LYS
1	K	256	SER
1	K	259	GLN
1	K	260	ILE
1	K	261	LEU
1	K	262	LEU
1	K	266	ASP
1	K	267	LYS
1	K	268	SER
1	K	273	VAL

Continued on next page...

Continued from previous page...

Mol	Chain	Res	Type
1	K	277	LYS
1	K	278	TYR
1	K	283	GLU
1	K	286	LEU
1	K	288	LYS
1	K	290	LYS
1	K	293	GLU
1	K	294	ILE
1	K	295	LEU
1	K	298	PHE
1	K	301	MET
1	K	302	LYS
1	K	303	LYS
1	K	308	GLU
1	K	309	GLN
1	K	311	HIS
1	K	317	CYS
1	K	318	LYS
1	K	322	LEU
1	K	325	SER
1	K	326	LEU
1	K	332	ARG
1	K	333	ASP
1	K	334	PHE
1	K	337	ARG
1	K	348	LYS
1	K	352	ARG
1	K	353	ILE
1	K	357	SER
1	K	358	SER
1	K	359	TYR
1	K	360	ASP
1	K	362	GLU
1	K	368	MET
1	K	373	GLU
1	K	374	MET
1	K	376	ARG
1	K	383	TYR
1	K	384	THR
1	K	386	LEU
1	K	389	LEU
1	K	391	LYS

Continued on next page...

Continued from previous page...

Mol	Chain	Res	Type
1	K	397	THR
1	K	402	ILE
1	K	403	LEU
1	K	404	TRP
1	K	405	ASP
1	K	406	MET
1	K	407	GLU
1	K	416	GLN
1	K	426	CYS
1	K	428	ARG
1	K	429	ASN
1	K	431	LYS
1	K	434	ARG
1	K	438	HIS
1	K	439	ASP
1	K	443	ASP
1	K	449	ASN
1	K	450	CYS
1	K	455	ASP
1	K	456	LEU
1	K	473	LEU
1	K	476	ASP
1	K	477	GLN
1	K	486	PHE
1	K	489	TYR
1	K	490	HIS
1	K	493	SER
1	K	505	PHE
1	K	514	THR
1	K	515	GLU
1	K	522	LEU
1	K	524	HIS
1	K	528	GLU
1	K	529	TYR
1	K	530	ARG
1	K	531	HIS
1	K	532	ILE
1	K	533	LEU
1	K	534	ASP
1	K	537	ASP
1	K	546	GLU
1	K	550	LEU

Continued on next page...

Continued from previous page...

Mol	Chain	Res	Type
1	K	553	HIS
1	K	557	ARG
1	K	562	ASN
1	K	568	LEU
1	K	572	GLU
1	K	573	THR
1	K	575	GLU
1	K	576	VAL
1	K	578	GLN
1	K	585	LYS
1	K	586	GLN
1	K	587	GLU
1	K	596	GLU
1	K	598	ILE
1	K	600	LYS
1	K	616	ASP
1	K	619	TYR
1	K	633	CYS
1	K	643	LYS
1	K	645	GLU
1	K	646	THR
1	K	649	LYS
1	K	651	LEU
1	K	654	LYS
1	K	657	GLU
1	K	658	ASP
1	K	659	GLU
1	K	879	ARG
1	K	881	HIS
1	K	882	LEU
1	K	902	ASP
1	K	907	ARG
1	K	918	SER
1	K	921	MET
1	K	925	GLU
1	K	938	LEU
1	K	940	VAL
1	K	948	LEU
1	K	999	ARG
1	K	1078	GLU
1	K	1164	LEU
1	K	1165	CYS

Continued on next page...

Continued from previous page...

Mol	Chain	Res	Type
1	K	1168	LEU
1	K	1170	GLU
1	K	1171	GLU
1	K	1179	TRP
1	K	1181	THR
1	K	1182	ASP
1	K	1183	LEU
1	K	1192	LEU
1	K	1211	GLN
1	K	1218	THR
1	K	1219	ASN
1	K	1220	LEU
1	K	1226	SER
1	K	1229	PHE
1	K	1232	TYR
1	K	1240	ILE
1	K	1245	GLN
1	K	1247	LEU
2	L	12	GLN
2	L	38	ARG
2	L	39	LYS
2	L	52	ASN
2	L	53	LYS
2	L	86	LYS
1	M	114	LEU
1	M	116	GLU
1	M	122	ARG
1	M	126	PHE
1	M	128	THR
1	M	129	ARG
1	M	130	LYS
1	M	138	GLN
1	M	139	LYS
1	M	142	LYS
1	M	143	LEU
1	M	144	LYS
1	M	153	HIS
1	M	155	MET
1	M	158	CYS
1	M	160	LYS
1	M	166	GLU
1	M	173	LEU

Continued on next page...

Continued from previous page...

Mol	Chain	Res	Type
1	M	174	LEU
1	M	189	LYS
1	M	198	LYS
1	M	206	LEU
1	M	208	GLN
1	M	213	SER
1	M	225	ASP
1	M	226	ARG
1	M	231	MET
1	M	233	ARG
1	M	234	LYS
1	M	237	ARG
1	M	239	LEU
1	M	240	LEU
1	M	243	ASP
1	M	244	ASP
1	M	248	SER
1	M	252	LYS
1	M	256	SER
1	M	259	GLN
1	M	260	ILE
1	M	261	LEU
1	M	262	LEU
1	M	266	ASP
1	M	267	LYS
1	M	268	SER
1	M	273	VAL
1	M	277	LYS
1	M	278	TYR
1	M	283	GLU
1	M	286	LEU
1	M	288	LYS
1	M	290	LYS
1	M	293	GLU
1	M	294	ILE
1	M	295	LEU
1	M	298	PHE
1	M	301	MET
1	M	302	LYS
1	M	303	LYS
1	M	308	GLU
1	M	309	GLN

Continued on next page...

Continued from previous page...

Mol	Chain	Res	Type
1	M	311	HIS
1	M	317	CYS
1	M	318	LYS
1	M	322	LEU
1	M	325	SER
1	M	326	LEU
1	M	332	ARG
1	M	333	ASP
1	M	334	PHE
1	M	337	ARG
1	M	348	LYS
1	M	352	ARG
1	M	353	ILE
1	M	357	SER
1	M	358	SER
1	M	359	TYR
1	M	360	ASP
1	M	362	GLU
1	M	368	MET
1	M	373	GLU
1	M	374	MET
1	M	376	ARG
1	M	383	TYR
1	M	384	THR
1	M	386	LEU
1	M	389	LEU
1	M	391	LYS
1	M	397	THR
1	M	402	ILE
1	M	403	LEU
1	M	404	TRP
1	M	405	ASP
1	M	406	MET
1	M	407	GLU
1	M	416	GLN
1	M	426	CYS
1	M	428	ARG
1	M	429	ASN
1	M	431	LYS
1	M	434	ARG
1	M	438	HIS
1	M	439	ASP

Continued on next page...

Continued from previous page...

Mol	Chain	Res	Type
1	M	443	ASP
1	M	449	ASN
1	M	450	CYS
1	M	455	ASP
1	M	456	LEU
1	M	473	LEU
1	M	476	ASP
1	M	477	GLN
1	M	486	PHE
1	M	489	TYR
1	M	490	HIS
1	M	493	SER
1	M	505	PHE
1	M	514	THR
1	M	515	GLU
1	M	522	LEU
1	M	524	HIS
1	M	528	GLU
1	M	529	TYR
1	M	530	ARG
1	M	531	HIS
1	M	532	ILE
1	M	533	LEU
1	M	534	ASP
1	M	537	ASP
1	M	546	GLU
1	M	550	LEU
1	M	553	HIS
1	M	557	ARG
1	M	562	ASN
1	M	568	LEU
1	M	572	GLU
1	M	573	THR
1	M	575	GLU
1	M	576	VAL
1	M	578	GLN
1	M	585	LYS
1	M	586	GLN
1	M	587	GLU
1	M	596	GLU
1	M	598	ILE
1	M	600	LYS

Continued on next page...

Continued from previous page...

Mol	Chain	Res	Type
1	M	616	ASP
1	M	619	TYR
1	M	633	CYS
1	M	643	LYS
1	M	645	GLU
1	M	646	THR
1	M	649	LYS
1	M	651	LEU
1	M	654	LYS
1	M	657	GLU
1	M	658	ASP
1	M	659	GLU
1	M	879	ARG
1	M	881	HIS
1	M	882	LEU
1	M	902	ASP
1	M	907	ARG
1	M	918	SER
1	M	921	MET
1	M	925	GLU
1	M	938	LEU
1	M	940	VAL
1	M	948	LEU
1	M	999	ARG
1	M	1078	GLU
1	M	1164	LEU
1	M	1165	CYS
1	M	1168	LEU
1	M	1170	GLU
1	M	1171	GLU
1	M	1179	TRP
1	M	1181	THR
1	M	1182	ASP
1	M	1183	LEU
1	M	1192	LEU
1	M	1211	GLN
1	M	1218	THR
1	M	1219	ASN
1	M	1220	LEU
1	M	1226	SER
1	M	1229	PHE
1	M	1232	TYR

Continued on next page...

Continued from previous page...

Mol	Chain	Res	Type
1	M	1240	ILE
1	M	1245	GLN
1	M	1247	LEU
2	N	12	GLN
2	N	38	ARG
2	N	39	LYS
2	N	52	ASN
2	N	53	LYS
2	N	86	LYS

Some sidechains can be flipped to improve hydrogen bonding and reduce clashes. All (208) such sidechains are listed below:

Mol	Chain	Res	Type
1	A	137	GLN
1	A	138	GLN
1	A	183	HIS
1	A	200	GLN
1	A	235	HIS
1	A	259	GLN
1	A	347	ASN
1	A	416	GLN
1	A	420	ASN
1	A	438	HIS
1	A	441	GLN
1	A	454	GLN
1	A	457	HIS
1	A	485	ASN
1	A	490	HIS
1	A	562	ASN
1	A	579	GLN
1	A	583	GLN
1	A	614	HIS
1	A	703	ASN
1	A	709	ASN
1	A	840	HIS
1	A	881	HIS
1	A	904	GLN
1	A	1126	HIS
1	A	1211	GLN
1	A	1219	ASN
1	A	1237	ASN
1	A	1245	GLN

Continued on next page...

Continued from previous page...

Mol	Chain	Res	Type
2	B	33	HIS
1	C	137	GLN
1	C	138	GLN
1	C	183	HIS
1	C	200	GLN
1	C	235	HIS
1	C	259	GLN
1	C	347	ASN
1	C	416	GLN
1	C	420	ASN
1	C	438	HIS
1	C	441	GLN
1	C	454	GLN
1	C	485	ASN
1	C	490	HIS
1	C	562	ASN
1	C	579	GLN
1	C	583	GLN
1	C	614	HIS
1	C	703	ASN
1	C	709	ASN
1	C	840	HIS
1	C	881	HIS
1	C	904	GLN
1	C	1126	HIS
1	C	1211	GLN
1	C	1219	ASN
1	C	1237	ASN
1	C	1245	GLN
2	D	33	HIS
1	E	137	GLN
1	E	138	GLN
1	E	183	HIS
1	E	200	GLN
1	E	235	HIS
1	E	259	GLN
1	E	347	ASN
1	E	416	GLN
1	E	420	ASN
1	E	438	HIS
1	E	441	GLN
1	E	454	GLN

Continued on next page...

Continued from previous page...

Mol	Chain	Res	Type
1	E	485	ASN
1	E	490	HIS
1	E	562	ASN
1	E	565	GLN
1	E	579	GLN
1	E	583	GLN
1	E	614	HIS
1	E	703	ASN
1	E	709	ASN
1	E	840	HIS
1	E	881	HIS
1	E	904	GLN
1	E	1126	HIS
1	E	1211	GLN
1	E	1219	ASN
1	E	1237	ASN
1	E	1245	GLN
2	F	33	HIS
1	G	137	GLN
1	G	138	GLN
1	G	183	HIS
1	G	200	GLN
1	G	235	HIS
1	G	259	GLN
1	G	347	ASN
1	G	416	GLN
1	G	420	ASN
1	G	438	HIS
1	G	441	GLN
1	G	454	GLN
1	G	485	ASN
1	G	490	HIS
1	G	562	ASN
1	G	579	GLN
1	G	583	GLN
1	G	614	HIS
1	G	703	ASN
1	G	709	ASN
1	G	840	HIS
1	G	881	HIS
1	G	904	GLN
1	G	1126	HIS

Continued on next page...

Continued from previous page...

Mol	Chain	Res	Type
1	G	1211	GLN
1	G	1219	ASN
1	G	1237	ASN
1	G	1245	GLN
2	H	33	HIS
1	I	137	GLN
1	I	138	GLN
1	I	183	HIS
1	I	200	GLN
1	I	235	HIS
1	I	259	GLN
1	I	347	ASN
1	I	416	GLN
1	I	420	ASN
1	I	438	HIS
1	I	441	GLN
1	I	454	GLN
1	I	457	HIS
1	I	485	ASN
1	I	490	HIS
1	I	562	ASN
1	I	565	GLN
1	I	579	GLN
1	I	583	GLN
1	I	614	HIS
1	I	703	ASN
1	I	709	ASN
1	I	840	HIS
1	I	881	HIS
1	I	904	GLN
1	I	1126	HIS
1	I	1211	GLN
1	I	1219	ASN
1	I	1237	ASN
1	I	1245	GLN
2	J	33	HIS
1	K	137	GLN
1	K	138	GLN
1	K	183	HIS
1	K	200	GLN
1	K	235	HIS
1	K	259	GLN

Continued on next page...

Continued from previous page...

Mol	Chain	Res	Type
1	K	347	ASN
1	K	416	GLN
1	K	420	ASN
1	K	438	HIS
1	K	441	GLN
1	K	454	GLN
1	K	485	ASN
1	K	490	HIS
1	K	562	ASN
1	K	565	GLN
1	K	579	GLN
1	K	583	GLN
1	K	614	HIS
1	K	703	ASN
1	K	709	ASN
1	K	840	HIS
1	K	881	HIS
1	K	904	GLN
1	K	1126	HIS
1	K	1211	GLN
1	K	1219	ASN
1	K	1237	ASN
1	K	1245	GLN
2	L	33	HIS
1	M	137	GLN
1	M	138	GLN
1	M	183	HIS
1	M	200	GLN
1	M	235	HIS
1	M	259	GLN
1	M	347	ASN
1	M	416	GLN
1	M	420	ASN
1	M	438	HIS
1	M	441	GLN
1	M	454	GLN
1	M	485	ASN
1	M	490	HIS
1	M	562	ASN
1	M	579	GLN
1	M	583	GLN
1	M	614	HIS

Continued on next page...

Continued from previous page...

Mol	Chain	Res	Type
1	M	703	ASN
1	M	709	ASN
1	M	840	HIS
1	M	881	HIS
1	M	904	GLN
1	M	1126	HIS
1	M	1211	GLN
1	M	1219	ASN
1	M	1237	ASN
1	M	1245	GLN
2	N	33	HIS

5.3.3 RNA ⓘ

There are no RNA molecules in this entry.

5.4 Non-standard residues in protein, DNA, RNA chains ⓘ

There are no non-standard protein/DNA/RNA residues in this entry.

5.5 Carbohydrates ⓘ

There are no carbohydrates in this entry.

5.6 Ligand geometry ⓘ

Of 21 ligands modelled in this entry, 7 are monoatomic - leaving 14 for Mogul analysis.

In the following table, the Counts columns list the number of bonds (or angles) for which Mogul statistics could be retrieved, the number of bonds (or angles) that are observed in the model and the number of bonds (or angles) that are defined in the chemical component dictionary. The Link column lists molecule types, if any, to which the group is linked. The Z score for a bond length (or angle) is the number of standard deviations the observed value is removed from the expected value. A bond length (or angle) with $|Z| > 2$ is considered an outlier worth inspection. RMSZ is the root-mean-square of all Z scores of the bond lengths (or angles).

Mol	Type	Chain	Res	Link	Bond lengths			Bond angles		
					Counts	RMSZ	# $ Z > 2$	Counts	RMSZ	# $ Z > 2$
3	DTP	A	1301	4	25,32,32	0.92	1 (4%)	26,50,50	1.68	1 (3%)
5	HEM	B	201	2	24,50,50	0.86	1 (4%)	16,82,82	1.64	2 (12%)

Mol	Type	Chain	Res	Link	Bond lengths			Bond angles		
					Counts	RMSZ	# Z > 2	Counts	RMSZ	# Z > 2
3	DTP	C	1301	4	25,32,32	0.92	1 (4%)	26,50,50	1.68	1 (3%)
5	HEM	D	201	2	24,50,50	0.85	1 (4%)	16,82,82	1.64	2 (12%)
3	DTP	E	1301	4	25,32,32	0.92	1 (4%)	26,50,50	1.68	1 (3%)
5	HEM	F	201	2	24,50,50	0.86	1 (4%)	16,82,82	1.64	2 (12%)
3	DTP	G	1301	4	25,32,32	0.93	1 (4%)	26,50,50	1.68	1 (3%)
5	HEM	H	201	2	24,50,50	0.86	1 (4%)	16,82,82	1.65	2 (12%)
3	DTP	I	1301	4	25,32,32	0.92	1 (4%)	26,50,50	1.68	1 (3%)
5	HEM	J	201	2	24,50,50	0.86	1 (4%)	16,82,82	1.65	2 (12%)
3	DTP	K	1301	4	25,32,32	0.92	1 (4%)	26,50,50	1.68	1 (3%)
5	HEM	L	201	2	24,50,50	0.85	1 (4%)	16,82,82	1.65	2 (12%)
3	DTP	M	1301	4	25,32,32	0.92	1 (4%)	26,50,50	1.68	1 (3%)
5	HEM	N	201	2	24,50,50	0.84	1 (4%)	16,82,82	1.65	2 (12%)

In the following table, the Chirals column lists the number of chiral outliers, the number of chiral centers analysed, the number of these observed in the model and the number defined in the chemical component dictionary. Similar counts are reported in the Torsion and Rings columns. '-' means no outliers of that kind were identified.

Mol	Type	Chain	Res	Link	Chirals	Torsions	Rings
3	DTP	A	1301	4	-	0/18/34/34	0/3/3/3
5	HEM	B	201	2	-	0/6/54/54	0/0/8/8
3	DTP	C	1301	4	-	0/18/34/34	0/3/3/3
5	HEM	D	201	2	-	0/6/54/54	0/0/8/8
3	DTP	E	1301	4	-	0/18/34/34	0/3/3/3
5	HEM	F	201	2	-	0/6/54/54	0/0/8/8
3	DTP	G	1301	4	-	0/18/34/34	0/3/3/3
5	HEM	H	201	2	-	0/6/54/54	0/0/8/8
3	DTP	I	1301	4	-	0/18/34/34	0/3/3/3
5	HEM	J	201	2	-	0/6/54/54	0/0/8/8
3	DTP	K	1301	4	-	0/18/34/34	0/3/3/3
5	HEM	L	201	2	-	0/6/54/54	0/0/8/8
3	DTP	M	1301	4	-	0/18/34/34	0/3/3/3
5	HEM	N	201	2	-	0/6/54/54	0/0/8/8

All (14) bond length outliers are listed below:

Mol	Chain	Res	Type	Atoms	Z	Observed(Å)	Ideal(Å)
5	B	201	HEM	C3B-C2B	-2.82	1.36	1.40
5	J	201	HEM	C3B-C2B	-2.79	1.36	1.40

Continued on next page...

Continued from previous page...

Mol	Chain	Res	Type	Atoms	Z	Observed(Å)	Ideal(Å)
5	D	201	HEM	C3B-C2B	-2.79	1.36	1.40
5	H	201	HEM	C3B-C2B	-2.77	1.36	1.40
5	F	201	HEM	C3B-C2B	-2.76	1.36	1.40
5	L	201	HEM	C3B-C2B	-2.73	1.36	1.40
5	N	201	HEM	C3B-C2B	-2.72	1.36	1.40
3	M	1301	DTP	C5-C4	3.10	1.47	1.40
3	C	1301	DTP	C5-C4	3.10	1.47	1.40
3	K	1301	DTP	C5-C4	3.10	1.47	1.40
3	A	1301	DTP	C5-C4	3.11	1.47	1.40
3	E	1301	DTP	C5-C4	3.11	1.47	1.40
3	I	1301	DTP	C5-C4	3.11	1.47	1.40
3	G	1301	DTP	C5-C4	3.12	1.47	1.40

All (21) bond angle outliers are listed below:

Mol	Chain	Res	Type	Atoms	Z	Observed(°)	Ideal(°)
3	C	1301	DTP	N3-C2-N1	-6.59	123.70	128.87
3	A	1301	DTP	N3-C2-N1	-6.58	123.71	128.87
3	G	1301	DTP	N3-C2-N1	-6.57	123.71	128.87
3	E	1301	DTP	N3-C2-N1	-6.56	123.72	128.87
3	M	1301	DTP	N3-C2-N1	-6.56	123.72	128.87
3	K	1301	DTP	N3-C2-N1	-6.56	123.72	128.87
3	I	1301	DTP	N3-C2-N1	-6.56	123.72	128.87
5	J	201	HEM	C3B-CAB-CBB	-3.26	119.85	126.40
5	H	201	HEM	C3B-CAB-CBB	-3.25	119.86	126.40
5	L	201	HEM	C3B-CAB-CBB	-3.25	119.87	126.40
5	N	201	HEM	C3B-CAB-CBB	-3.25	119.87	126.40
5	F	201	HEM	C3B-CAB-CBB	-3.23	119.89	126.40
5	D	201	HEM	C3B-CAB-CBB	-3.23	119.90	126.40
5	B	201	HEM	C3B-CAB-CBB	-3.22	119.93	126.40
5	L	201	HEM	C3C-CAC-CBC	-3.18	120.00	126.40
5	J	201	HEM	C3C-CAC-CBC	-3.18	120.00	126.40
5	N	201	HEM	C3C-CAC-CBC	-3.18	120.01	126.40
5	F	201	HEM	C3C-CAC-CBC	-3.17	120.02	126.40
5	H	201	HEM	C3C-CAC-CBC	-3.17	120.02	126.40
5	B	201	HEM	C3C-CAC-CBC	-3.17	120.02	126.40
5	D	201	HEM	C3C-CAC-CBC	-3.17	120.03	126.40

There are no chirality outliers.

There are no torsion outliers.

There are no ring outliers.

14 monomers are involved in 147 short contacts:

Mol	Chain	Res	Type	Clashes	Symm-Clashes
3	A	1301	DTP	6	0
5	B	201	HEM	15	0
3	C	1301	DTP	6	0
5	D	201	HEM	16	0
3	E	1301	DTP	6	0
5	F	201	HEM	14	0
3	G	1301	DTP	6	0
5	H	201	HEM	16	0
3	I	1301	DTP	7	0
5	J	201	HEM	15	0
3	K	1301	DTP	6	0
5	L	201	HEM	15	0
3	M	1301	DTP	6	0
5	N	201	HEM	13	0

5.7 Other polymers [i](#)

There are no such residues in this entry.

5.8 Polymer linkage issues [i](#)

There are no chain breaks in this entry.