



wwPDB EM Map/Model Validation Report ⓘ

Apr 10, 2016 – 02:05 PM BST

PDB ID : 3JC7
EMDB ID: : EMD-6536
Title : Structure of the eukaryotic replicative CMG helicase and pumpjack motion
Authors : Li, H.; Bai, L.; Yuan, Z.; Sun, J.; Georgescu, R.E.; Liu, J.; O' Donnell, M.E.
Deposited on : 2015-11-24
Resolution : 4.80 Å(reported)
Based on PDB ID : 2Q9Q

This is a wwPDB EM Map/Model Validation Report for a publicly released PDB/EMDB entry.
For rigid body fitted models, validation errors reported here could stem from errors in the original structure(s) used in the fitting.
We welcome your comments at validation@mail.wwpdb.org
A user guide is available at
<http://wwpdb.org/validation/2016/EMValidationReportHelp>

MolProbity : 4.02b-467
Mogul : unknown
Percentile statistics : 20151230.v01 (using entries in the PDB archive December 30th 2015)
Ideal geometry (proteins) : Engh & Huber (2001)
Ideal geometry (DNA, RNA) : Parkinson et. al. (1996)
Validation Pipeline (wwPDB-VP) : trunk27241

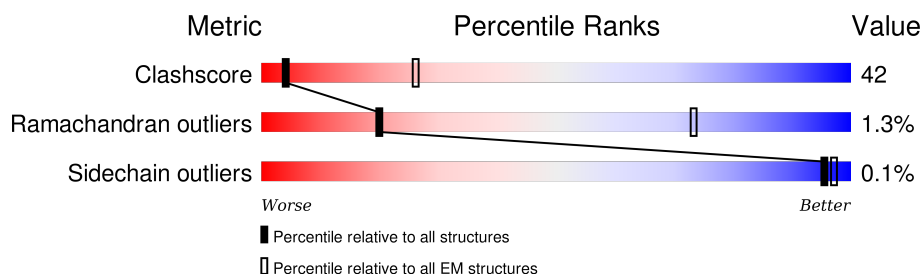
1 Overall quality at a glance

The following experimental techniques were used to determine the structure:

ELECTRON MICROSCOPY

The reported resolution of this entry is 4.80 Å.

Percentile scores (ranging between 0-100) for global validation metrics of the entry are shown in the following graphic. The table shows the number of entries on which the scores are based.



Metric	Whole archive (#Entries)	EM structures (#Entries)
Clashscore	114402	924
Ramachandran outliers	111179	726
Sidechain outliers	111093	686

The table below summarises the geometric issues observed across the polymeric chains. The red, orange, yellow and green segments on the bar indicate the fraction of residues that contain outliers for ≥ 3 , 2, 1 and 0 types of geometric quality criteria. A grey segment represents the fraction of residues that are not modelled. The numeric value for each fraction is indicated below the corresponding segment, with a dot representing fractions $\leq 5\%$

Mol	Chain	Length	Quality of chain
1	2	868	36% 29% . 34%
2	3	971	28% 31% . 41%
3	4	933	32% 33% . 33%
4	5	775	39% 42% . 16%
5	6	1017	32% 32% . 34%
6	7	845	36% 40% . 22%
7	c	650	84% . 15%
8	D	294	38% 36% . 25%
9	B	213	41% 44% 15%

Continued on next page...

Continued from previous page...

Mol	Chain	Length	Quality of chain
10	A	208	<div><div></div><div>39%</div><div>59%</div><div></div></div>
11	C	194	<div><div></div><div>41%</div><div>40%</div><div>•</div><div>18%</div><div></div></div>

2 Entry composition

There are 12 unique types of molecules in this entry. The entry contains 40298 atoms, of which 0 are hydrogens and 0 are deuteriums.

In the tables below, the AltConf column contains the number of residues with at least one atom in alternate conformation and the Trace column contains the number of residues modelled with at most 2 atoms.

- Molecule 1 is a protein called DNA replication licensing factor MCM2.

Mol	Chain	Residues	Atoms					AltConf	Trace
1	2	576	Total	C	N	O	S	0	0
			4531	2859	809	847	16		

- Molecule 2 is a protein called DNA replication licensing factor MCM3.

Mol	Chain	Residues	Atoms					AltConf	Trace
2	3	577	Total	C	N	O	S	0	0
			4521	2857	800	851	13		

- Molecule 3 is a protein called DNA replication licensing factor MCM4.

Mol	Chain	Residues	Atoms					AltConf	Trace
3	4	621	Total	C	N	O	S	0	0
			4911	3092	845	947	27		

- Molecule 4 is a protein called Minichromosome maintenance protein 5.

Mol	Chain	Residues	Atoms					AltConf	Trace
4	5	654	Total	C	N	O	S	0	0
			5172	3250	897	1001	24		

- Molecule 5 is a protein called DNA replication licensing factor MCM6.

Mol	Chain	Residues	Atoms					AltConf	Trace
5	6	668	Total	C	N	O	S	0	0
			5204	3290	913	978	23		

- Molecule 6 is a protein called DNA replication licensing factor MCM7.

Mol	Chain	Residues	Atoms					AltConf	Trace
6	7	657	Total	C	N	O	S	0	0
			5176	3266	900	982	28		

- Molecule 7 is a protein called Cell division control protein 45.

Mol	Chain	Residues	Atoms					AltConf	Trace
7	c	553	Total	C	N	O	S	0	0
			4470	2852	759	846	13		

There are 3 discrepancies between the modelled and reference sequences:

Chain	Residue	Modelled	Actual	Comment	Reference
c	22	ALA	HIS	CONFLICT	UNP Q08032
c	155	GLU	GLN	CONFLICT	UNP Q08032
c	551	THR	TRP	CONFLICT	UNP Q08032

- Molecule 8 is a protein called DNA replication complex GINS protein SLD5.

Mol	Chain	Residues	Atoms					AltConf	Trace
8	D	221	Total	C	N	O	S	0	0
			1820	1159	300	348	13		

- Molecule 9 is a protein called DNA replication complex GINS protein PSF2.

Mol	Chain	Residues	Atoms					AltConf	Trace
9	B	181	Total	C	N	O	S	0	0
			1513	978	261	270	4		

- Molecule 10 is a protein called DNA replication complex GINS protein PSF1.

Mol	Chain	Residues	Atoms					AltConf	Trace
10	A	208	Total	C	N	O	S	0	0
			1691	1062	287	332	10		

There are 3 discrepancies between the modelled and reference sequences:

Chain	Residue	Modelled	Actual	Comment	Reference
A	161	ALA	VAL	CONFLICT	UNP Q12488
A	192	GLN	ARG	CONFLICT	UNP Q12488
A	207	LEU	LYS	CONFLICT	UNP Q12488

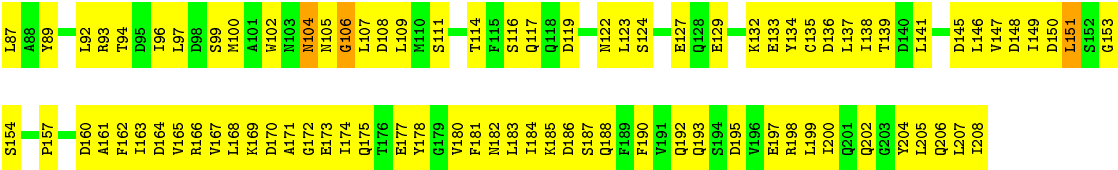
- Molecule 11 is a protein called DNA replication complex GINS protein PSF3.

Mol	Chain	Residues	Atoms					AltConf	Trace
11	C	159	Total	C	N	O	S	0	0
			1288	843	207	232	6		

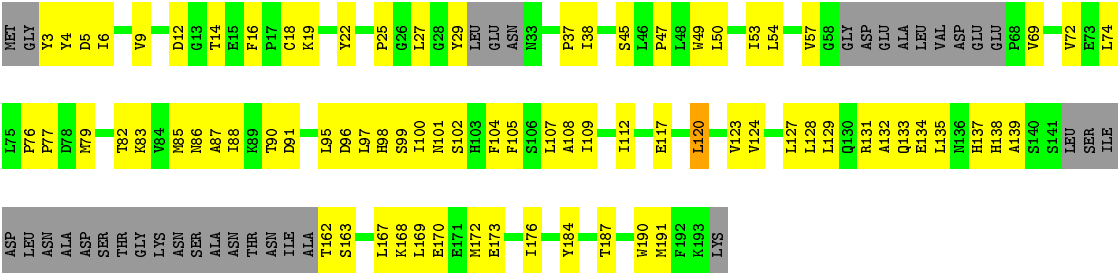
- Molecule 12 is ZINC ION (three-letter code: ZN) (formula: Zn).

Mol	Chain	Residues	Atoms		AltConf
12	7	1	Total	Zn	0
			1	1	





● Molecule 11: DNA replication complex GINS protein PSF3



4 Experimental information

Property	Value	Source
Reconstruction method	SINGLE PARTICLE	Depositor
Imposed symmetry	POINT, Not provided	Depositor
Number of images	86822	Depositor
Resolution determination method	FSC 0.143	Depositor
CTF correction method	CTFFIND4	Depositor
Microscope	FEI TITAN KRIOS	Depositor
Voltage (kV)	300	Depositor
Electron dose ($e^-/\text{\AA}^2$)	50	Depositor
Minimum defocus (nm)	1500	Depositor
Maximum defocus (nm)	3500	Depositor
Magnification	29000	Depositor
Image detector	GATAN K2 SUMMIT (4k x 4k)	Depositor

5 Model quality ⓘ

5.1 Standard geometry ⓘ

Bond lengths and bond angles in the following residue types are not validated in this section:
ZN

The Z score for a bond length (or angle) is the number of standard deviations the observed value is removed from the expected value. A bond length (or angle) with $|Z| > 5$ is considered an outlier worth inspection. RMSZ is the root-mean-square of all Z scores of the bond lengths (or angles).

Mol	Chain	Bond lengths		Bond angles	
		RMSZ	# $ Z > 2$	RMSZ	# $ Z > 2$
1	2	0.41	0/4604	0.63	2/6215 (0.0%)
10	A	0.39	0/1713	0.66	0/2309
11	C	0.46	0/1320	0.64	1/1784 (0.1%)
2	3	0.50	1/4597 (0.0%)	0.67	1/6232 (0.0%)
3	4	0.41	0/4981	0.65	1/6734 (0.0%)
4	5	0.51	0/5243	0.83	12/7075 (0.2%)
5	6	0.48	1/5282 (0.0%)	0.79	13/7129 (0.2%)
6	7	0.42	0/5256	0.65	1/7099 (0.0%)
7	c	0.39	0/4548	0.63	2/6152 (0.0%)
8	D	0.43	0/1853	0.64	0/2500
9	B	0.44	0/1545	0.69	0/2092
All	All	0.44	2/40942 (0.0%)	0.69	33/55321 (0.1%)

Chiral center outliers are detected by calculating the chiral volume of a chiral center and verifying if the center is modelled as a planar moiety or with the opposite hand. A planarity outlier is detected by checking planarity of atoms in a peptide group, atoms in a mainchain group or atoms of a sidechain that are expected to be planar.

Mol	Chain	#Chirality outliers	#Planarity outliers
1	2	0	1
10	A	0	4
2	3	0	3
3	4	0	5
4	5	0	2
5	6	0	6
6	7	0	6
7	c	0	1
8	D	0	2
All	All	0	30

All (2) bond length outliers are listed below:

Mol	Chain	Res	Type	Atoms	Z	Observed(Å)	Ideal(Å)
2	3	232	PRO	N-CD	16.15	1.70	1.47
5	6	929	GLU	C-O	7.77	1.38	1.23

All (33) bond angle outliers are listed below:

Mol	Chain	Res	Type	Atoms	Z	Observed(°)	Ideal(°)
5	6	954	TYR	CB-CG-CD2	-16.47	111.12	121.00
4	5	732	THR	CA-CB-CG2	-14.07	92.70	112.40
4	5	732	THR	OG1-CB-CG2	13.49	141.04	110.00
4	5	742	ARG	CA-CB-CG	10.90	137.38	113.40
5	6	954	TYR	CB-CG-CD1	9.46	126.68	121.00
4	5	728	THR	N-CA-CB	8.66	126.75	110.30
4	5	742	ARG	N-CA-C	8.60	134.22	111.00
7	c	27	LEU	CA-CB-CG	7.97	133.62	115.30
4	5	728	THR	OG1-CB-CG2	7.88	128.12	110.00
4	5	258	LEU	CA-CB-CG	7.61	132.80	115.30
5	6	960	LEU	CB-CG-CD2	-7.30	98.58	111.00
5	6	908	LYS	N-CA-CB	-7.21	97.62	110.60
5	6	948	LEU	CB-CG-CD1	-7.21	98.74	111.00
2	3	171	LEU	CA-CB-CG	7.21	131.88	115.30
5	6	105	ASP	CB-CG-OD1	6.54	124.18	118.30
5	6	958	ARG	NE-CZ-NH1	6.17	123.38	120.30
5	6	915	MET	CG-SD-CE	6.12	110.00	100.20
4	5	728	THR	CA-CB-CG2	-6.01	103.99	112.40
1	2	436	GLY	N-CA-C	5.96	128.00	113.10
5	6	930	GLU	CG-CD-OE1	-5.81	106.69	118.30
5	6	906	TYR	CB-CG-CD2	-5.80	117.52	121.00
11	C	120	LEU	CA-CB-CG	5.77	128.56	115.30
4	5	755	LEU	N-CA-CB	-5.66	99.09	110.40
6	7	127	LEU	CA-CB-CG	5.50	127.96	115.30
4	5	713	ARG	N-CA-CB	5.47	120.44	110.60
7	c	637	LEU	CA-CB-CG	5.46	127.86	115.30
5	6	923	VAL	CA-C-O	-5.36	108.84	120.10
1	2	570	GLY	N-CA-C	5.35	126.47	113.10
4	5	743	PHE	CB-CG-CD2	5.28	124.49	120.80
3	4	732	LYS	C-N-CD	5.24	139.40	128.40
5	6	910	VAL	CG1-CB-CG2	-5.19	102.60	110.90
4	5	179	LEU	CA-CB-CG	5.09	127.02	115.30
5	6	960	LEU	N-CA-CB	-5.01	100.37	110.40

There are no chirality outliers.

All (30) planarity outliers are listed below:

Mol	Chain	Res	Type	Group
1	2	803	PHE	Peptide
2	3	163	ALA	Peptide
2	3	165	ALA	Peptide
2	3	428	LEU	Peptide
3	4	202	LYS	Peptide
3	4	245	ALA	Peptide
3	4	372	GLU	Peptide
3	4	377	ASN	Peptide
3	4	448	SER	Peptide
4	5	725	GLY	Mainchain
4	5	728	THR	Mainchain
5	6	103	VAL	Peptide
5	6	313	MET	Peptide
5	6	334	PRO	Peptide
5	6	600	GLY	Peptide
5	6	923	VAL	Mainchain
5	6	929	GLU	Peptide
6	7	221	SER	Peptide
6	7	257	VAL	Peptide
6	7	283	GLU	Peptide
6	7	359	PRO	Peptide
6	7	545	THR	Peptide
6	7	680	SER	Peptide
10	A	104	ASN	Peptide
10	A	105	ASN	Peptide
10	A	106	GLY	Peptide
10	A	160	ASP	Peptide
8	D	200	LYS	Peptide
8	D	258	VAL	Peptide
7	c	97	GLU	Peptide

5.2 Too-close contacts

In the following table, the Non-H and H(model) columns list the number of non-hydrogen atoms and hydrogen atoms in the chain respectively. The H(added) column lists the number of hydrogen atoms added and optimized by MolProbity. The Clashes column lists the number of clashes within the asymmetric unit, whereas Symm-Clashes lists symmetry related clashes.

Mol	Chain	Non-H	H(model)	H(added)	Clashes	Symm-Clashes
1	2	4531	0	4575	356	0
2	3	4521	0	4581	520	0
3	4	4911	0	4947	440	0
4	5	5172	0	5224	650	0

Continued on next page...

Continued from previous page...

Mol	Chain	Non-H	H(model)	H(added)	Clashes	Symm-Clashes
5	6	5204	0	5166	449	0
6	7	5176	0	5245	502	0
7	c	4470	0	4491	0	0
8	D	1820	0	1823	200	0
9	B	1513	0	1558	148	0
10	A	1691	0	1686	312	0
11	C	1288	0	1298	132	0
12	7	1	0	0	0	0
All	All	40298	0	40594	3102	0

The all-atom clashscore is defined as the number of clashes found per 1000 atoms (including hydrogen atoms). The all-atom clashscore for this structure is 42.

All (3102) close contacts within the same asymmetric unit are listed below, sorted by their clash magnitude.

Atom-1	Atom-2	Interatomic distance (Å)	Clash overlap (Å)
2:3:502:ILE:HG21	6:7:244:ILE:CG1	1.24	1.67
2:3:484:VAL:HG21	6:7:486:LYS:CB	1.16	1.62
4:5:197:PHE:CE2	4:5:329:LYS:HG2	1.19	1.60
1:2:684:ARG:HB3	1:2:685:ASP:CB	1.11	1.58
2:3:502:ILE:CG2	6:7:244:ILE:HG12	1.12	1.55
6:7:17:LEU:HD11	6:7:102:LEU:CD2	1.37	1.54
2:3:484:VAL:CG2	6:7:486:LYS:HB2	1.28	1.54
1:2:684:ARG:CB	1:2:685:ASP:HB3	1.07	1.53
5:6:290:ILE:HD13	5:6:454:PHE:CZ	1.40	1.51
2:3:520:PHE:CZ	4:5:756:GLU:HG3	1.47	1.47
1:2:803:PHE:CE2	1:2:805:ILE:O	1.65	1.46
4:5:348:MET:CG	11:C:167:LEU:HD12	1.46	1.45
3:4:342:MET:HB3	3:4:360:ILE:CD1	1.45	1.43
2:3:519:VAL:HG12	2:3:520:PHE:CD2	1.54	1.42
9:B:187:GLU:CD	11:C:176:ILE:HG22	1.07	1.41
9:B:187:GLU:OE2	11:C:176:ILE:CG2	1.65	1.41
10:A:149:ILE:HG23	10:A:151:LEU:N	1.23	1.40
10:A:149:ILE:CG2	10:A:151:LEU:N	1.85	1.40
4:5:197:PHE:CE2	4:5:329:LYS:CG	2.04	1.39
8:D:141:ARG:NH2	10:A:147:VAL:HG12	1.06	1.38
4:5:348:MET:HG2	11:C:167:LEU:CD1	1.50	1.37
2:3:706:ILE:HG21	6:7:620:HIS:CD2	1.61	1.36
3:4:558:TYR:CE2	5:6:735:HIS:ND1	1.92	1.36
10:A:149:ILE:HG21	10:A:151:LEU:CB	1.55	1.36
9:B:187:GLU:CD	11:C:176:ILE:CG2	1.94	1.35

Continued on next page...

Continued from previous page...

Atom-1	Atom-2	Interatomic distance (Å)	Clash overlap (Å)
1:2:234:LEU:HD12	1:2:234:LEU:O	1.18	1.35
1:2:794:ARG:HD3	4:5:565:ASP:CG	1.44	1.35
8:D:161:LEU:O	8:D:169:ILE:CD1	1.74	1.34
8:D:141:ARG:NH2	10:A:147:VAL:CG1	1.91	1.33
10:A:170:ASP:OD2	10:A:204:TYR:HA	1.16	1.33
5:6:290:ILE:CD1	5:6:454:PHE:CZ	2.12	1.33
10:A:175:GLN:HE22	10:A:199:LEU:CD2	1.41	1.32
5:6:948:LEU:O	5:6:948:LEU:HD12	1.15	1.32
3:4:771:VAL:HG22	5:6:728:ALA:CB	1.57	1.32
2:3:234:GLU:OE2	2:3:240:LYS:HA	1.27	1.32
6:7:259:ALA:HB2	6:7:270:PHE:CD1	1.64	1.32
4:5:197:PHE:HZ	4:5:329:LYS:NZ	1.29	1.31
2:3:568:THR:O	4:5:400:LEU:HD22	1.15	1.31
3:4:558:TYR:CD2	5:6:735:HIS:ND1	1.95	1.31
2:3:687:ARG:NH2	6:7:602:ASP:OD2	1.64	1.31
2:3:492:GLN:CD	6:7:471:LYS:HE3	1.50	1.30
2:3:568:THR:O	4:5:400:LEU:CD2	1.79	1.30
2:3:122:ILE:HG21	2:3:221:LEU:CD1	1.62	1.29
2:3:232:PRO:CD	2:3:232:PRO:N	1.70	1.29
3:4:531:TYR:CD2	3:4:720:LEU:HB2	1.67	1.29
4:5:197:PHE:CZ	4:5:329:LYS:CE	2.16	1.27
10:A:149:ILE:HG23	10:A:151:LEU:CA	1.64	1.27
3:4:778:ARG:CG	5:6:719:CYS:HB3	1.62	1.27
10:A:168:LEU:CD2	10:A:206:GLN:CB	2.12	1.27
10:A:168:LEU:HD21	10:A:206:GLN:CB	1.66	1.26
10:A:169:LYS:HG3	10:A:185:LYS:CE	1.64	1.25
3:4:243:LEU:HD23	3:4:244:ASP:N	1.51	1.25
6:7:17:LEU:CD1	6:7:102:LEU:HD21	1.64	1.25
10:A:149:ILE:CG2	10:A:151:LEU:HB3	1.65	1.25
4:5:197:PHE:CZ	4:5:329:LYS:HE3	1.71	1.25
10:A:149:ILE:CG2	10:A:151:LEU:CB	2.15	1.24
8:D:229:PHE:HD1	8:D:276:VAL:CG2	1.50	1.24
4:5:588:GLU:O	4:5:592:SER:HB2	1.35	1.23
6:7:110:ALA:O	6:7:354:ILE:HD11	1.35	1.23
2:3:698:THR:CG2	6:7:462:PRO:HG2	1.68	1.23
4:5:351:GLU:OE2	10:A:18:GLN:HB3	1.08	1.23
4:5:197:PHE:CZ	4:5:329:LYS:NZ	2.01	1.22
10:A:169:LYS:HD3	10:A:185:LYS:NZ	1.54	1.22
2:3:502:ILE:CG2	6:7:244:ILE:CG1	1.93	1.22
8:D:259:THR:HG22	8:D:269:LEU:CD2	1.67	1.22
2:3:122:ILE:CG2	2:3:221:LEU:CD1	2.18	1.22

Continued on next page...

Continued from previous page...

Atom-1	Atom-2	Interatomic distance (Å)	Clash overlap (Å)
2:3:393:LEU:HD22	6:7:623:ASN:O	1.40	1.21
10:A:173:GLU:CB	10:A:182:ASN:HA	1.69	1.21
1:2:803:PHE:CD2	1:2:805:ILE:O	1.93	1.20
2:3:291:ARG:NH1	4:5:512:VAL:O	1.74	1.20
2:3:558:ASP:OD2	4:5:627:VAL:CG1	1.88	1.20
2:3:680:VAL:HG22	6:7:613:ALA:HB1	1.24	1.20
2:3:558:ASP:OD2	4:5:627:VAL:HG13	1.02	1.20
2:3:189:THR:HA	2:3:256:ILE:CD1	1.72	1.19
11:C:83:LYS:O	11:C:86:ASN:OD1	1.55	1.19
9:B:187:GLU:OE2	11:C:176:ILE:HG22	1.04	1.19
10:A:168:LEU:CD2	10:A:206:GLN:HB2	1.68	1.19
6:7:126:PRO:O	6:7:129:THR:HG22	1.40	1.19
4:5:711:ILE:HD12	4:5:743:PHE:CD1	1.76	1.19
2:3:396:GLY:HA3	6:7:421:GLU:OE2	1.41	1.19
1:2:444:PHE:CE2	5:6:380:ILE:HD13	1.78	1.18
1:2:506:TYR:OH	1:2:694:ARG:HB3	1.36	1.18
8:D:259:THR:CG2	8:D:269:LEU:HD23	1.71	1.18
10:A:175:GLN:NE2	10:A:199:LEU:HD22	1.59	1.18
8:D:229:PHE:CD1	8:D:276:VAL:HG21	1.78	1.17
1:2:551:GLN:HE22	5:6:563:ILE:HG21	1.03	1.17
2:3:391:LYS:HE2	6:7:622:HIS:O	1.40	1.17
4:5:560:HIS:HB2	4:5:564:ARG:HB3	1.17	1.17
1:2:795:ARG:HB3	4:5:560:HIS:CE1	1.78	1.17
4:5:348:MET:CG	11:C:167:LEU:CD1	2.15	1.17
2:3:566:LEU:HD22	4:5:614:LEU:CD1	1.75	1.17
3:4:770:LEU:HD21	3:4:802:ILE:HG22	1.28	1.16
8:D:141:ARG:CZ	10:A:147:VAL:CG1	2.22	1.16
10:A:182:ASN:CG	11:C:74:LEU:HD13	73.13	1.16
10:A:169:LYS:HA	10:A:185:LYS:HD3	1.25	1.16
10:A:167:VAL:HG23	10:A:187:SER:O	1.42	1.15
4:5:358:LEU:HD13	10:A:15:ARG:HH22	1.11	1.15
8:D:229:PHE:CD1	8:D:276:VAL:CG2	2.30	1.15
10:A:184:ILE:HD11	11:C:74:LEU:CD1	73.25	1.14
10:A:184:ILE:HD11	11:C:74:LEU:HD11	72.73	1.14
2:3:671:LEU:HD22	6:7:621:MET:HB2	1.17	1.14
10:A:182:ASN:OD1	11:C:74:LEU:HD13	72.75	1.14
1:2:326:ARG:HB3	1:2:637:VAL:HG22	1.30	1.14
4:5:197:PHE:HE2	4:5:329:LYS:CG	1.45	1.14
1:2:794:ARG:CD	4:5:565:ASP:CG	2.13	1.14
3:4:243:LEU:CD2	3:4:244:ASP:H	1.59	1.14
9:B:188:ILE:O	9:B:192:LEU:HD13	1.47	1.14

Continued on next page...

Continued from previous page...

Atom-1	Atom-2	Interatomic distance (Å)	Clash overlap (Å)
4:5:358:LEU:HD13	10:A:15:ARG:NH2	1.63	1.14
2:3:502:ILE:HA	6:7:346:GLY:CA	1.78	1.13
5:6:290:ILE:HD13	5:6:454:PHE:CE1	1.83	1.13
1:2:703:HIS:CB	5:6:804:ILE:HG21	1.76	1.13
8:D:259:THR:CG2	8:D:269:LEU:CD2	2.26	1.13
1:2:410:LEU:O	1:2:411:LEU:HD12	1.44	1.13
2:3:234:GLU:OE1	2:3:238:GLY:O	1.67	1.13
10:A:182:ASN:OD1	11:C:74:LEU:HD22	71.70	1.12
4:5:588:GLU:O	4:5:592:SER:CB	1.94	1.13
1:2:546:GLY:HA3	5:6:796:THR:HG23	1.29	1.12
11:C:173:GLU:O	11:C:176:ILE:HG13	1.50	1.12
4:5:737:PHE:HB3	4:5:743:PHE:CD2	1.84	1.12
4:5:711:ILE:HD12	4:5:743:PHE:HD1	1.08	1.12
2:3:492:GLN:NE2	6:7:471:LYS:CD	2.10	1.12
1:2:703:HIS:HB2	5:6:804:ILE:HD13	1.19	1.12
3:4:718:ARG:CG	6:7:661:VAL:HG11	1.79	1.12
1:2:700:VAL:HG21	5:6:773:LEU:HD22	1.32	1.11
4:5:196:ASN:HB3	4:5:197:PHE:HD1	1.12	1.11
1:2:444:PHE:CE2	5:6:380:ILE:CD1	2.33	1.11
2:3:566:LEU:HD11	4:5:619:ALA:HB1	1.29	1.11
4:5:358:LEU:HD22	10:A:15:ARG:HH21	0.98	1.11
1:2:326:ARG:CB	1:2:637:VAL:HG22	1.80	1.11
5:6:290:ILE:CD1	5:6:454:PHE:CE1	2.33	1.10
8:D:211:ASP:OD2	8:D:213:GLU:HB3	1.47	1.10
2:3:519:VAL:CG1	2:3:520:PHE:CD2	2.34	1.10
4:5:276:MET:SD	4:5:294:ILE:HD13	1.90	1.10
2:3:568:THR:HG22	4:5:400:LEU:CD2	1.81	1.10
5:6:136:TYR:O	5:6:140:ILE:HD12	1.52	1.10
3:4:342:MET:CB	3:4:360:ILE:CD1	2.30	1.09
2:3:520:PHE:CZ	4:5:756:GLU:CG	2.35	1.09
10:A:149:ILE:CG2	10:A:151:LEU:CA	2.25	1.09
6:7:662:GLN:HB3	6:7:666:ARG:HH12	1.17	1.09
8:D:141:ARG:NH2	10:A:148:ASP:O	1.83	1.09
10:A:169:LYS:CD	10:A:185:LYS:NZ	2.14	1.09
3:4:370:ARG:CB	3:4:371:CYS:SG	2.40	1.09
4:5:571:HIS:O	4:5:575:ILE:HG13	1.49	1.09
2:3:189:THR:CA	2:3:256:ILE:HD12	1.81	1.09
2:3:412:SER:HB2	4:5:650:ILE:HG12	1.27	1.09
5:6:929:GLU:O	5:6:930:GLU:HG3	1.53	1.09
2:3:553:ILE:CG2	4:5:630:ARG:CD	2.29	1.09
8:D:161:LEU:O	8:D:169:ILE:HD12	1.45	1.08

Continued on next page...

Continued from previous page...

Atom-1	Atom-2	Interatomic distance (Å)	Clash overlap (Å)
3:4:778:ARG:HG2	5:6:719:CYS:HB3	1.27	1.08
8:D:282:ILE:HD13	8:D:286:LEU:HD11	1.22	1.08
2:3:186:VAL:HG13	2:3:256:ILE:CG2	1.84	1.08
1:2:703:HIS:CB	5:6:804:ILE:HD13	1.84	1.08
10:A:168:LEU:HD21	10:A:206:GLN:HB3	1.11	1.08
6:7:668:ARG:NH2	6:7:684:ALA:O	1.87	1.08
2:3:263:GLU:HB2	4:5:516:ARG:HH12	0.99	1.08
4:5:415:LEU:HD11	4:5:555:ILE:HG12	1.35	1.08
4:5:362:ARG:HD3	10:A:30:PRO:HB3	1.13	1.08
2:3:195:LYS:NZ	2:3:216:ASP:OD2	1.86	1.08
1:2:790:TYR:HE2	4:5:565:ASP:OD1	1.37	1.07
10:A:168:LEU:CD2	10:A:206:GLN:HB3	1.80	1.07
2:3:568:THR:HG22	4:5:400:LEU:HD21	1.24	1.07
4:5:351:GLU:OE2	10:A:18:GLN:CB	2.01	1.07
4:5:711:ILE:CD1	4:5:743:PHE:CD1	2.37	1.07
3:4:726:ASN:C	3:4:728:TYR:HB3	1.74	1.07
3:4:771:VAL:HG22	5:6:728:ALA:HB3	1.27	1.07
8:D:229:PHE:HD1	8:D:276:VAL:HG22	1.18	1.07
4:5:348:MET:HG3	11:C:167:LEU:HD12	1.36	1.07
2:3:391:LYS:HZ1	6:7:622:HIS:C	1.57	1.07
6:7:259:ALA:HB2	6:7:270:PHE:CE1	1.88	1.07
2:3:396:GLY:CA	6:7:421:GLU:OE2	2.02	1.07
2:3:698:THR:HG23	6:7:462:PRO:HG2	1.37	1.06
3:4:468:LYS:HG2	3:4:609:VAL:HG11	1.11	1.06
1:2:790:TYR:CE2	4:5:565:ASP:OD1	2.07	1.06
10:A:169:LYS:HG3	10:A:185:LYS:HE2	1.07	1.06
2:3:492:GLN:CD	6:7:471:LYS:CE	2.13	1.06
2:3:122:ILE:HG23	2:3:123:PRO:HD3	1.16	1.06
5:6:819:ILE:HG22	5:6:820:THR:H	0.95	1.06
2:3:391:LYS:CE	6:7:622:HIS:O	2.02	1.06
10:A:163:ILE:HD13	10:A:208:ILE:HG23	1.34	1.06
2:3:122:ILE:HG21	2:3:221:LEU:HD11	1.35	1.05
2:3:391:LYS:NZ	6:7:623:ASN:N	2.02	1.05
3:4:778:ARG:HG3	5:6:719:CYS:HB3	1.38	1.05
1:2:703:HIS:HB3	5:6:804:ILE:HG21	1.08	1.05
3:4:342:MET:HB3	3:4:360:ILE:HD11	1.08	1.05
3:4:531:TYR:HD2	3:4:720:LEU:HD12	1.14	1.05
3:4:468:LYS:HG2	3:4:609:VAL:CG1	1.85	1.05
10:A:149:ILE:HG22	10:A:151:LEU:H	1.16	1.04
3:4:550:LYS:HD2	5:6:735:HIS:O	1.57	1.04
9:B:188:ILE:HG22	9:B:192:LEU:HD13	1.37	1.04

Continued on next page...

Continued from previous page...

Atom-1	Atom-2	Interatomic distance (Å)	Clash overlap (Å)
1:2:442:ASN:OD1	1:2:443:GLY:N	1.90	1.04
2:3:566:LEU:CD2	4:5:614:LEU:HD11	1.86	1.04
4:5:276:MET:HE1	4:5:294:ILE:CD1	1.86	1.04
4:5:711:ILE:CD1	4:5:743:PHE:HD1	1.71	1.04
4:5:737:PHE:HB3	4:5:743:PHE:HD2	1.17	1.04
4:5:358:LEU:CD2	10:A:15:ARG:HH21	1.70	1.04
4:5:104:LEU:HD13	4:5:105:SER:N	1.72	1.03
9:B:118:ASN:OD1	9:B:122:LEU:HD12	1.57	1.03
5:6:945:GLU:O	5:6:948:LEU:HG	1.57	1.03
8:D:229:PHE:CE1	8:D:276:VAL:HG21	1.93	1.03
4:5:197:PHE:CD2	4:5:329:LYS:HG2	1.94	1.03
2:3:520:PHE:CE1	4:5:756:GLU:HG3	1.93	1.03
9:B:187:GLU:OE1	11:C:176:ILE:HG22	1.59	1.03
1:2:234:LEU:HD21	1:2:241:SER:O	1.57	1.03
10:A:182:ASN:OD1	11:C:74:LEU:CD1	73.20	1.03
8:D:141:ARG:CZ	10:A:147:VAL:HG12	1.87	1.02
10:A:108:ASP:HB3	10:A:109:LEU:HB3	1.39	1.02
8:D:259:THR:HG23	8:D:269:LEU:HD23	1.37	1.02
4:5:442:LYS:NZ	4:5:484:LYS:O	1.92	1.02
8:D:141:ARG:CZ	10:A:147:VAL:HG11	1.88	1.02
10:A:175:GLN:NE2	10:A:199:LEU:CD2	2.19	1.02
2:3:492:GLN:NE2	6:7:471:LYS:NZ	2.07	1.02
2:3:122:ILE:CG2	2:3:221:LEU:HD12	1.83	1.02
3:4:370:ARG:HB2	3:4:371:CYS:SG	1.98	1.02
6:7:453:ASP:OD2	6:7:562:SER:OG	1.75	1.02
3:4:771:VAL:CG2	5:6:728:ALA:HB3	1.90	1.02
10:A:173:GLU:HB3	10:A:182:ASN:HA	1.38	1.02
5:6:948:LEU:O	5:6:948:LEU:CD1	2.07	1.02
1:2:551:GLN:NE2	5:6:563:ILE:HG21	1.75	1.02
2:3:464:LEU:HD22	6:7:323:PRO:O	1.57	1.02
8:D:256:TYR:HB2	8:D:257:THR:HG22	1.38	1.01
1:2:326:ARG:HB3	1:2:637:VAL:CG2	1.90	1.01
4:5:138:ILE:HG23	4:5:332:GLY:HA3	1.41	1.01
4:5:711:ILE:HG13	4:5:743:PHE:CE1	1.95	1.01
1:2:444:PHE:HE2	5:6:380:ILE:HD13	1.21	1.01
4:5:258:LEU:HD21	4:5:294:ILE:HD12	1.40	1.01
4:5:415:LEU:CD1	4:5:555:ILE:HG12	1.90	1.01
3:4:725:THR:O	3:4:728:TYR:HB2	1.59	1.01
3:4:468:LYS:CG	3:4:609:VAL:HG11	1.90	1.01
3:4:531:TYR:CD2	3:4:720:LEU:CB	2.44	1.01
4:5:276:MET:SD	4:5:294:ILE:CD1	2.47	1.01

Continued on next page...

Continued from previous page...

Atom-1	Atom-2	Interatomic distance (Å)	Clash overlap (Å)
2:3:484:VAL:HG21	6:7:486:LYS:HB3	1.43	1.01
8:D:137:LYS:O	8:D:141:ARG:NH1	1.94	1.01
10:A:182:ASN:OD1	11:C:74:LEU:CD2	72.19	1.00
11:C:83:LYS:HA	11:C:86:ASN:ND2	1.74	1.00
3:4:718:ARG:CB	6:7:661:VAL:HG11	1.91	1.00
1:2:234:LEU:CD1	1:2:234:LEU:O	2.08	1.00
2:3:189:THR:HA	2:3:256:ILE:HD12	1.01	1.00
6:7:207:LEU:O	6:7:207:LEU:HD12	1.61	1.00
2:3:197:ILE:HD12	2:3:251:ILE:HG13	1.38	1.00
10:A:164:ASP:OD1	10:A:190:PHE:HD1	1.43	1.00
10:A:175:GLN:HG2	10:A:183:LEU:HD21	1.44	1.00
2:3:501:GLY:O	6:7:346:GLY:HA3	1.61	1.00
2:3:492:GLN:NE2	6:7:471:LYS:CE	0.85	1.00
5:6:354:LEU:HD13	5:6:355:ASP:OD2	1.61	1.00
2:3:566:LEU:HD11	4:5:619:ALA:CB	1.91	0.99
1:2:702:SER:OG	5:6:559:THR:HG21	1.63	0.99
2:3:706:ILE:CG2	6:7:620:HIS:CD2	2.46	0.99
1:2:506:TYR:CZ	1:2:694:ARG:HB3	1.97	0.99
6:7:460:GLY:O	6:7:466:LYS:NZ	1.94	0.99
8:D:254:PRO:O	8:D:255:CYS:SG	2.20	0.99
4:5:711:ILE:CG1	4:5:743:PHE:CE1	2.44	0.99
5:6:404:VAL:HG23	5:6:453:SER:OG	1.63	0.99
10:A:108:ASP:O	10:A:198:ARG:NH1	1.95	0.99
2:3:122:ILE:CG2	2:3:123:PRO:HD3	1.92	0.99
2:3:122:ILE:HG23	2:3:123:PRO:CD	1.92	0.99
5:6:819:ILE:HG22	5:6:820:THR:N	1.78	0.99
4:5:560:HIS:CB	4:5:564:ARG:HB3	1.92	0.98
2:3:391:LYS:NZ	6:7:623:ASN:CA	2.26	0.98
2:3:409:GLY:O	2:3:415:LYS:NZ	1.95	0.98
2:3:502:ILE:HA	6:7:346:GLY:C	1.84	0.98
1:2:794:ARG:HD3	4:5:565:ASP:OD2	1.63	0.98
1:2:325:THR:OG1	1:2:389:THR:OG1	1.80	0.98
3:4:552:PHE:O	5:6:737:LYS:NZ	1.95	0.98
10:A:175:GLN:HG2	10:A:183:LEU:CD2	1.94	0.98
3:4:243:LEU:HD23	3:4:244:ASP:H	0.83	0.98
3:4:718:ARG:HG3	6:7:661:VAL:HG11	1.42	0.98
4:5:384:ILE:HD11	4:5:556:VAL:HG21	1.42	0.98
4:5:754:ALA:HA	4:5:757:LYS:HE3	1.46	0.98
2:3:502:ILE:HA	6:7:346:GLY:O	1.64	0.97
6:7:715:GLU:OE2	6:7:718:ARG:NH1	1.96	0.97
10:A:169:LYS:HD3	10:A:185:LYS:HZ3	1.22	0.97

Continued on next page...

Continued from previous page...

Atom-1	Atom-2	Interatomic distance (Å)	Clash overlap (Å)
9:B:188:ILE:CG2	9:B:192:LEU:CD1	2.43	0.97
8:D:190:TRP:HZ3	10:A:94:THR:HG1	1.03	0.97
5:6:566:ARG:NH1	5:6:656:MET:O	1.97	0.97
11:C:83:LYS:HA	11:C:86:ASN:HD21	1.29	0.97
3:4:713:ASP:HB3	3:4:716:ASN:HB2	1.46	0.97
1:2:614:ASP:OD1	1:2:617:ARG:NH1	1.96	0.97
2:3:484:VAL:HG11	6:7:486:LYS:N	1.79	0.97
8:D:268:GLU:O	8:D:269:LEU:HD22	1.64	0.97
8:D:169:ILE:HG22	8:D:170:SER:H	1.29	0.96
8:D:70:GLU:O	8:D:150:LYS:NZ	1.97	0.96
6:7:370:LEU:O	6:7:370:LEU:HD13	1.64	0.96
10:A:168:LEU:HD23	10:A:206:GLN:HB2	1.44	0.96
2:3:443:THR:HG22	6:7:319:SER:OG	1.65	0.96
4:5:339:THR:O	4:5:340:SER:O	1.83	0.96
10:A:163:ILE:HG22	10:A:164:ASP:N	1.80	0.96
2:3:122:ILE:HG23	2:3:221:LEU:HD12	1.47	0.96
10:A:149:ILE:CG2	10:A:151:LEU:H	1.62	0.96
1:2:794:ARG:CD	4:5:565:ASP:OD2	2.14	0.96
5:6:819:ILE:CG2	5:6:820:THR:H	1.79	0.96
6:7:126:PRO:O	6:7:129:THR:CG2	2.14	0.96
1:2:522:GLY:O	1:2:822:LYS:NZ	1.99	0.95
6:7:110:ALA:O	6:7:354:ILE:CD1	2.13	0.95
10:A:165:VAL:HG21	10:A:205:LEU:HD13	1.47	0.95
10:A:170:ASP:OD2	10:A:204:TYR:CA	2.13	0.95
2:3:566:LEU:HD22	4:5:614:LEU:HD11	0.96	0.95
1:2:696:ALA:HA	5:6:800:LEU:HD21	1.47	0.95
1:2:327:ARG:HH11	1:2:386:GLN:HE22	1.09	0.95
2:3:706:ILE:HG21	6:7:620:HIS:HD2	1.23	0.95
5:6:948:LEU:HD12	5:6:948:LEU:C	1.86	0.95
3:4:771:VAL:CG2	5:6:728:ALA:CB	2.44	0.95
2:3:234:GLU:OE2	2:3:240:LYS:CA	2.15	0.95
3:4:506:LEU:HB3	3:4:510:ARG:HH12	1.28	0.95
2:3:519:VAL:HG22	2:3:534:ALA:HB2	1.47	0.95
9:B:188:ILE:CG2	9:B:192:LEU:HD13	1.96	0.95
1:2:326:ARG:CD	1:2:637:VAL:HG22	1.97	0.95
9:B:25:ILE:CD1	9:B:87:ILE:HD11	1.95	0.95
1:2:794:ARG:CB	4:5:565:ASP:OD2	2.14	0.95
2:3:389:VAL:HG12	2:3:390:GLU:H	1.32	0.95
4:5:276:MET:CE	4:5:294:ILE:CD1	2.45	0.94
4:5:196:ASN:HB3	4:5:197:PHE:CD1	2.01	0.94
4:5:40:LEU:O	4:5:40:LEU:HG	1.66	0.94

Continued on next page...

Continued from previous page...

Atom-1	Atom-2	Interatomic distance (Å)	Clash overlap (Å)
2:3:568:THR:C	4:5:400:LEU:HD22	1.87	0.94
1:2:697:THR:HG22	5:6:774:VAL:HG21	1.48	0.94
2:3:520:PHE:HZ	4:5:756:GLU:HG3	1.20	0.94
3:4:770:LEU:HD21	3:4:802:ILE:CG2	1.97	0.94
4:5:415:LEU:HD11	4:5:555:ILE:CG1	1.96	0.94
9:B:195:ILE:HG22	11:C:109:ILE:HD13	1.50	0.94
10:A:175:GLN:HE22	10:A:199:LEU:HD22	0.79	0.94
8:D:282:ILE:CD1	8:D:286:LEU:HD11	1.96	0.94
4:5:348:MET:HG2	11:C:167:LEU:HD12	0.99	0.94
2:3:391:LYS:HZ1	6:7:623:ASN:N	1.61	0.94
1:2:327:ARG:HH11	1:2:386:GLN:NE2	1.63	0.94
3:4:531:TYR:CD2	3:4:720:LEU:HD12	2.01	0.93
3:4:531:TYR:CE2	3:4:716:ASN:OD1	2.21	0.93
3:4:718:ARG:HB2	6:7:661:VAL:CG1	1.97	0.93
2:3:263:GLU:HB2	4:5:516:ARG:NH1	1.83	0.93
2:3:680:VAL:HG22	6:7:613:ALA:CB	1.98	0.93
4:5:358:LEU:HD22	10:A:15:ARG:NH2	1.82	0.93
4:5:739:ASP:CB	5:6:697:GLY:HA3	1.99	0.93
4:5:349:PHE:HZ	4:5:609:LYS:HZ1	1.16	0.93
6:7:17:LEU:CD1	6:7:102:LEU:CD2	2.34	0.93
2:3:502:ILE:HA	6:7:346:GLY:HA2	1.51	0.93
4:5:426:LEU:HD21	4:5:520:LEU:HD22	1.50	0.93
1:2:216:LEU:HD12	1:2:217:GLU:N	1.83	0.92
6:7:17:LEU:HD11	6:7:102:LEU:HD23	1.49	0.92
2:3:569:HIS:ND1	4:5:398:LYS:HG3	1.84	0.92
6:7:147:ARG:HH12	6:7:191:LEU:HD21	1.34	0.92
3:4:725:THR:O	3:4:728:TYR:CB	2.17	0.92
10:A:169:LYS:HD3	10:A:185:LYS:HZ1	1.32	0.92
4:5:362:ARG:CD	10:A:30:PRO:HB3	1.98	0.92
2:3:488:GLU:OE1	6:7:482:TYR:HE2	1.51	0.92
3:4:531:TYR:CE2	3:4:720:LEU:HB2	2.04	0.92
2:3:443:THR:CG2	6:7:319:SER:OG	2.17	0.92
5:6:400:VAL:HG23	5:6:455:LEU:HB3	1.52	0.92
8:D:256:TYR:HB2	8:D:257:THR:CG2	1.99	0.92
11:C:134:GLU:OE2	11:C:138:HIS:CD2	2.23	0.92
10:A:149:ILE:HG22	10:A:151:LEU:HD12	1.49	0.92
1:2:504:SER:C	1:2:698:PHE:HE2	1.72	0.92
10:A:93:ARG:O	10:A:97:LEU:HG	1.69	0.92
5:6:777:TYR:OH	5:6:781:ARG:NH2	2.02	0.91
8:D:162:ASN:OD1	8:D:169:ILE:HG21	1.70	0.91
4:5:197:PHE:CE1	4:5:329:LYS:HE3	2.05	0.91

Continued on next page...

Continued from previous page...

Atom-1	Atom-2	Interatomic distance (Å)	Clash overlap (Å)
10:A:15:ARG:HH12	10:A:30:PRO:HG2	1.30	0.91
2:3:502:ILE:HG23	6:7:244:ILE:CG1	1.98	0.91
10:A:149:ILE:HG22	10:A:151:LEU:CD1	2.00	0.91
9:B:139:HIS:H	9:B:142:ARG:HH11	0.97	0.91
3:4:370:ARG:HA	3:4:371:CYS:SG	2.11	0.91
1:2:703:HIS:HB3	5:6:804:ILE:CG2	1.98	0.91
4:5:276:MET:CE	4:5:294:ILE:HD13	2.01	0.91
3:4:647:GLU:OE2	3:4:655:SER:N	2.02	0.91
4:5:556:VAL:HG12	4:5:557:LYS:N	1.86	0.91
4:5:569:ALA:O	4:5:573:ILE:HD12	1.68	0.91
8:D:141:ARG:HH22	10:A:147:VAL:HG12	1.32	0.90
2:3:391:LYS:NZ	6:7:622:HIS:C	2.22	0.90
10:A:169:LYS:CA	10:A:185:LYS:HD3	2.00	0.90
1:2:503:PRO:O	1:2:698:PHE:CZ	2.24	0.90
5:6:575:GLY:O	5:6:581:LYS:NZ	2.04	0.90
10:A:169:LYS:CD	10:A:185:LYS:HZ3	1.78	0.90
2:3:186:VAL:CG1	2:3:256:ILE:HG21	2.02	0.90
10:A:168:LEU:HD23	10:A:206:GLN:CB	1.98	0.90
2:3:502:ILE:HG13	6:7:346:GLY:HA2	1.53	0.90
8:D:141:ARG:HH21	10:A:147:VAL:HG12	1.25	0.90
3:4:531:TYR:OH	3:4:719:GLU:HB2	1.71	0.90
3:4:778:ARG:CG	5:6:719:CYS:CB	2.50	0.90
2:3:519:VAL:HG12	2:3:520:PHE:CE2	2.05	0.90
10:A:175:GLN:OE1	10:A:199:LEU:HD11	1.72	0.90
3:4:714:GLU:H	3:4:715:LYS:HB3	1.36	0.90
2:3:33:ASP:HB2	2:3:39:ARG:HH11	1.37	0.90
4:5:739:ASP:CG	5:6:697:GLY:HA3	1.92	0.90
6:7:260:TYR:CD1	6:7:298:LEU:HD13	2.07	0.90
6:7:660:VAL:HG22	6:7:713:VAL:HG11	1.52	0.90
8:D:137:LYS:C	8:D:141:ARG:HH11	1.76	0.89
1:2:794:ARG:HD3	4:5:565:ASP:CB	2.01	0.89
10:A:167:VAL:HG11	10:A:185:LYS:HA	1.52	0.89
9:B:191:LYS:HE2	11:C:172:MET:CE	2.01	0.89
4:5:737:PHE:CB	4:5:743:PHE:CD2	2.55	0.89
2:3:569:HIS:O	4:5:398:LYS:HD2	1.72	0.89
10:A:200:ILE:CD1	10:A:208:ILE:HD11	2.03	0.89
3:4:411:THR:N	6:7:498:MET:O	2.05	0.89
3:4:267:GLU:O	3:4:271:ILE:HD12	1.72	0.89
8:D:141:ARG:HE	10:A:149:ILE:HG12	1.37	0.89
4:5:737:PHE:CG	4:5:743:PHE:CD2	2.60	0.89
2:3:671:LEU:CD2	6:7:621:MET:HB2	2.01	0.89

Continued on next page...

Continued from previous page...

Atom-1	Atom-2	Interatomic distance (Å)	Clash overlap (Å)
4:5:276:MET:HE1	4:5:294:ILE:HD12	1.52	0.88
10:A:169:LYS:CG	10:A:185:LYS:NZ	2.36	0.88
2:3:519:VAL:CG1	2:3:520:PHE:CE2	2.56	0.88
1:2:794:ARG:HB3	4:5:565:ASP:OD2	1.72	0.88
1:2:703:HIS:CG	5:6:804:ILE:HD13	2.07	0.88
9:B:25:ILE:HD12	9:B:87:ILE:HD11	1.52	0.88
6:7:659:TYR:OH	6:7:714:GLU:OE1	1.91	0.88
10:A:106:GLY:H	10:A:107:LEU:HB2	1.38	0.88
4:5:606:CYS:O	4:5:665:LYS:NZ	2.05	0.88
10:A:147:VAL:HB	10:A:149:ILE:HG13	1.56	0.88
5:6:691:ARG:HH11	5:6:716:LEU:HD22	1.38	0.88
5:6:288:LEU:H	5:6:399:GLY:HA3	1.39	0.88
9:B:191:LYS:HE2	11:C:172:MET:HE3	1.54	0.88
5:6:778:LYS:HG2	5:6:782:LYS:HZ2	1.39	0.88
3:4:531:TYR:HD2	3:4:720:LEU:CD1	1.87	0.88
2:3:289:GLY:N	4:5:509:ILE:HB	1.87	0.88
1:2:241:SER:OG	1:2:296:ARG:HG2	1.73	0.88
4:5:570:ASN:HA	4:5:573:ILE:HD13	1.57	0.88
3:4:438:THR:HG22	3:4:462:ASP:HB3	1.53	0.88
8:D:162:ASN:HA	8:D:169:ILE:HD12	1.55	0.87
4:5:711:ILE:HB	4:5:743:PHE:HE1	1.37	0.87
3:4:284:ILE:HG23	3:4:290:ASP:HB2	1.55	0.87
3:4:342:MET:HB3	3:4:360:ILE:HD13	1.55	0.87
9:B:139:HIS:H	9:B:142:ARG:NH1	1.72	0.87
4:5:713:ARG:C	4:5:715:GLU:H	1.77	0.87
5:6:266:SER:HB2	5:6:458:HIS:HB2	1.54	0.87
3:4:558:TYR:CE2	5:6:735:HIS:CE1	2.61	0.87
10:A:169:LYS:CD	10:A:185:LYS:HZ1	1.81	0.87
3:4:417:LEU:HD13	3:4:463:VAL:HG21	1.57	0.87
2:3:502:ILE:CA	6:7:346:GLY:HA2	2.03	0.87
2:3:484:VAL:HG11	6:7:486:LYS:CA	2.05	0.87
4:5:348:MET:HG2	11:C:167:LEU:HD11	1.51	0.87
3:4:572:THR:HG21	3:4:708:VAL:HG11	1.55	0.87
8:D:282:ILE:HD13	8:D:286:LEU:CD1	2.04	0.87
8:D:282:ILE:CD1	8:D:286:LEU:CD1	2.52	0.87
1:2:325:THR:HG22	1:2:636:ILE:HD13	1.55	0.87
2:3:502:ILE:CG2	6:7:244:ILE:HG13	2.05	0.87
6:7:678:LYS:HG3	6:7:679:PHE:H	1.38	0.87
1:2:234:LEU:CD2	1:2:241:SER:O	2.23	0.87
10:A:173:GLU:HB2	10:A:182:ASN:HA	1.55	0.87
3:4:727:LEU:N	3:4:728:TYR:HB3	1.89	0.86

Continued on next page...

Continued from previous page...

Atom-1	Atom-2	Interatomic distance (Å)	Clash overlap (Å)
4:5:739:ASP:OD2	5:6:697:GLY:HA3	1.75	0.86
2:3:520:PHE:HZ	4:5:756:GLU:CG	1.78	0.86
2:3:698:THR:HG21	6:7:463:GLY:N	1.90	0.86
2:3:289:GLY:N	4:5:509:ILE:CG2	2.36	0.86
1:2:442:ASN:OD1	1:2:444:PHE:N	2.07	0.86
5:6:916:ILE:HA	5:6:919:LYS:HE3	1.57	0.86
4:5:711:ILE:CB	4:5:743:PHE:HE1	1.88	0.86
5:6:923:VAL:HB	5:6:929:GLU:HB2	1.56	0.86
4:5:340:SER:O	4:5:342:ILE:N	2.08	0.86
8:D:161:LEU:O	8:D:169:ILE:HD11	1.74	0.86
1:2:696:ALA:HA	5:6:800:LEU:CD2	2.04	0.86
8:D:256:TYR:HD1	8:D:257:THR:HG23	1.41	0.86
4:5:348:MET:SD	11:C:167:LEU:HG	2.14	0.86
10:A:169:LYS:CG	10:A:185:LYS:HE2	2.01	0.86
6:7:259:ALA:CB	6:7:270:PHE:CE1	2.59	0.86
10:A:164:ASP:OD1	10:A:190:PHE:CD1	2.29	0.86
3:4:370:ARG:CA	3:4:371:CYS:SG	2.63	0.86
3:4:557:ARG:HH11	3:4:668:ARG:NH2	1.74	0.86
5:6:290:ILE:HD13	5:6:454:PHE:CE2	2.08	0.86
9:B:187:GLU:OE2	11:C:176:ILE:HG23	1.72	0.86
2:3:698:THR:HB	6:7:463:GLY:HA3	1.56	0.86
5:6:558:SER:HB3	5:6:559:THR:HA	1.57	0.86
1:2:684:ARG:CA	1:2:685:ASP:HB3	2.06	0.86
10:A:173:GLU:OE1	11:C:74:LEU:HD21	70.93	0.86
4:5:740:THR:HG23	4:5:742:ARG:HB2	1.58	0.86
1:2:410:LEU:C	1:2:411:LEU:HD12	1.97	0.86
5:6:778:LYS:O	5:6:782:LYS:NZ	2.09	0.85
4:5:551:ASP:OD2	4:5:658:ARG:NH2	2.09	0.85
2:3:123:PRO:HD3	2:3:221:LEU:HD12	1.58	0.85
1:2:326:ARG:CB	1:2:637:VAL:CG2	2.50	0.85
2:3:569:HIS:CE1	4:5:406:LEU:HD22	2.11	0.85
4:5:276:MET:HE1	4:5:294:ILE:HD13	1.57	0.85
5:6:290:ILE:HD11	5:6:454:PHE:CE1	2.12	0.85
8:D:141:ARG:NE	10:A:149:ILE:HG12	1.91	0.85
2:3:698:THR:HG21	6:7:462:PRO:HG2	1.57	0.85
1:2:506:TYR:OH	1:2:694:ARG:CB	2.23	0.85
10:A:168:LEU:CG	10:A:206:GLN:HB2	2.06	0.85
5:6:586:LYS:NZ	5:6:597:TYR:OH	2.09	0.85
10:A:177:GLU:HG2	10:A:178:TYR:HD2	1.40	0.85
3:4:778:ARG:HG3	5:6:719:CYS:CB	2.05	0.85
3:4:770:LEU:CD2	3:4:802:ILE:HG22	2.05	0.85

Continued on next page...

Continued from previous page...

Atom-1	Atom-2	Interatomic distance (Å)	Clash overlap (Å)
2:3:412:SER:HB2	4:5:650:ILE:CG1	2.06	0.85
3:4:725:THR:HG21	6:7:657:ASN:ND2	1.92	0.85
4:5:725:GLY:O	4:5:728:THR:HG23	1.77	0.85
4:5:594:ILE:H	4:5:594:ILE:HD12	1.39	0.85
2:3:502:ILE:HG21	6:7:244:ILE:CD1	2.07	0.85
8:D:169:ILE:HG22	8:D:170:SER:N	1.90	0.85
10:A:169:LYS:CG	10:A:185:LYS:HZ3	1.89	0.85
9:B:188:ILE:HG23	9:B:192:LEU:CD1	2.05	0.85
3:4:771:VAL:HG22	5:6:728:ALA:HB1	1.59	0.85
2:3:519:VAL:HB	2:3:527:ARG:HH12	1.38	0.85
1:2:543:GLY:HA3	1:2:549:LYS:HD3	1.58	0.85
6:7:601:LEU:HD13	6:7:603:ILE:CD1	2.07	0.85
4:5:375:ALA:HB1	4:5:378:ILE:HB	1.56	0.85
6:7:260:TYR:CE1	6:7:298:LEU:HD22	2.11	0.84
2:3:502:ILE:CA	6:7:346:GLY:CA	2.55	0.84
9:B:163:LEU:HD22	9:B:189:MET:HE1	1.58	0.84
2:3:185:ILE:HG23	4:5:511:THR:HG21	1.59	0.84
4:5:708:LEU:HD22	4:5:712:ARG:HH21	1.42	0.84
2:3:502:ILE:CB	6:7:244:ILE:HG12	2.00	0.84
1:2:795:ARG:CB	4:5:560:HIS:CE1	2.60	0.84
2:3:195:LYS:CE	2:3:216:ASP:OD2	2.26	0.84
4:5:358:LEU:CD1	10:A:15:ARG:NH2	2.40	0.84
10:A:147:VAL:HG21	10:A:149:ILE:HD11	1.59	0.84
10:A:169:LYS:CG	10:A:185:LYS:CE	2.54	0.84
4:5:572:VAL:HA	4:5:575:ILE:CD1	2.08	0.84
2:3:484:VAL:HG11	6:7:486:LYS:H	1.42	0.84
6:7:71:ALA:HB1	6:7:129:THR:HG21	1.60	0.84
4:5:755:LEU:HD22	4:5:760:THR:HG21	1.59	0.84
10:A:147:VAL:HG21	10:A:149:ILE:CD1	2.08	0.84
10:A:163:ILE:HG22	10:A:164:ASP:H	1.40	0.84
10:A:173:GLU:CB	10:A:182:ASN:CA	2.55	0.84
4:5:737:PHE:CG	4:5:743:PHE:CE2	2.65	0.84
1:2:803:PHE:HE2	1:2:805:ILE:O	1.19	0.83
2:3:289:GLY:HA3	4:5:511:THR:H	1.43	0.83
4:5:258:LEU:CD2	4:5:294:ILE:CD1	2.56	0.83
2:3:197:ILE:CD1	2:3:251:ILE:HG13	2.07	0.83
3:4:506:LEU:HB3	3:4:510:ARG:NH1	1.93	0.83
2:3:104:ARG:NH1	11:C:86:ASN:O	2.09	0.83
3:4:666:ASN:HD22	3:4:668:ARG:HH22	1.26	0.83
2:3:488:GLU:OE1	6:7:482:TYR:CE2	2.31	0.83
3:4:411:THR:CA	6:7:498:MET:O	2.27	0.83

Continued on next page...

Continued from previous page...

Atom-1	Atom-2	Interatomic distance (Å)	Clash overlap (Å)
2:3:368:ALA:HB2	2:3:378:LYS:HE2	1.60	0.83
4:5:737:PHE:CD1	4:5:743:PHE:CE2	2.66	0.83
4:5:90:PHE:HD2	4:5:137:LEU:CD2	1.91	0.83
1:2:551:GLN:HE22	5:6:563:ILE:CG2	1.89	0.83
11:C:18:CYS:HB3	11:C:72:VAL:HG11	1.61	0.83
2:3:166:LEU:O	2:3:166:LEU:HD12	1.78	0.83
4:5:94:ILE:HD11	4:5:135:PHE:HB2	1.59	0.83
4:5:728:THR:HA	4:5:732:THR:HG21	1.61	0.82
9:B:188:ILE:HG22	9:B:192:LEU:CD1	2.08	0.82
4:5:258:LEU:HD21	4:5:294:ILE:CD1	2.09	0.82
9:B:71:VAL:HB	9:B:75:ILE:HD11	1.60	0.82
3:4:489:LYS:NZ	3:4:497:GLU:HB2	1.94	0.82
5:6:737:LYS:O	5:6:738:ARG:NH1	2.11	0.82
4:5:556:VAL:HG12	4:5:557:LYS:H	1.43	0.82
4:5:259:GLN:HE21	4:5:271:PRO:HG2	1.44	0.82
4:5:591:GLY:O	4:5:593:GLU:N	2.12	0.82
6:7:660:VAL:CG2	6:7:713:VAL:HG11	2.09	0.82
5:6:621:TYR:HB3	5:6:668:ILE:HD13	1.61	0.82
1:2:392:GLU:OE2	1:2:396:THR:OG1	1.95	0.82
4:5:197:PHE:CE2	4:5:329:LYS:CE	2.62	0.82
1:2:326:ARG:HD3	1:2:637:VAL:HG13	1.59	0.82
1:2:546:GLY:HA3	5:6:796:THR:CG2	2.08	0.82
6:7:357:PRO:HA	6:7:374:THR:HA	1.62	0.82
9:B:118:ASN:OD1	9:B:122:LEU:CD1	2.27	0.82
4:5:349:PHE:HB3	4:5:601:ARG:HH21	1.43	0.82
10:A:163:ILE:CG2	10:A:164:ASP:H	1.91	0.81
2:3:289:GLY:N	4:5:509:ILE:CB	2.34	0.81
1:2:697:THR:CG2	5:6:774:VAL:HG21	2.09	0.81
2:3:185:ILE:CG2	4:5:511:THR:HG21	2.10	0.81
3:4:449:ARG:HG3	3:4:450:GLN:H	1.42	0.81
2:3:159:GLY:HA2	2:3:160:SER:HB2	1.61	0.81
9:B:173:LEU:HD12	9:B:177:GLU:OE1	1.80	0.81
2:3:186:VAL:CG1	2:3:256:ILE:CG2	2.58	0.81
5:6:828:TYR:OH	5:6:832:ARG:NH2	2.13	0.81
9:B:118:ASN:ND2	9:B:122:LEU:HD11	1.94	0.81
4:5:343:TRP:CE3	4:5:344:ASN:OD1	2.33	0.81
10:A:149:ILE:HG23	10:A:150:ASP:C	2.00	0.81
3:4:342:MET:CB	3:4:360:ILE:HD13	2.07	0.81
4:5:258:LEU:CD2	4:5:294:ILE:HD12	2.11	0.81
2:3:259:GLN:NE2	4:5:464:LEU:N	2.27	0.81
3:4:602:THR:HA	3:4:619:GLY:HA3	1.63	0.81

Continued on next page...

Continued from previous page...

Atom-1	Atom-2	Interatomic distance (Å)	Clash overlap (Å)
8:D:211:ASP:OD2	8:D:213:GLU:CB	2.29	0.81
3:4:762:ILE:O	3:4:763:THR:OG1	1.98	0.81
4:5:362:ARG:HD3	10:A:30:PRO:CB	2.05	0.81
4:5:712:ARG:HG2	4:5:755:LEU:HD21	1.62	0.81
2:3:200:VAL:HG12	2:3:244:GLU:HB2	1.63	0.81
4:5:136:GLN:HB2	4:5:280:ARG:HE	1.45	0.81
8:D:169:ILE:CG2	8:D:170:SER:H	1.95	0.81
10:A:169:LYS:HG3	10:A:185:LYS:NZ	1.93	0.81
3:4:718:ARG:CB	6:7:661:VAL:CG1	2.57	0.81
2:3:656:LEU:O	2:3:660:VAL:HG23	1.80	0.81
4:5:137:LEU:HD12	4:5:137:LEU:O	1.81	0.80
2:3:568:THR:O	4:5:400:LEU:HD23	1.79	0.80
5:6:796:THR:HG22	5:6:798:ARG:H	1.46	0.80
4:5:276:MET:CE	4:5:294:ILE:HD12	2.11	0.80
6:7:453:ASP:OD1	6:7:454:ILE:N	2.13	0.80
2:3:287:LYS:HE2	4:5:510:THR:OG1	1.79	0.80
10:A:104:ASN:OD1	10:A:104:ASN:O	2.00	0.80
1:2:700:VAL:CG2	5:6:773:LEU:HD22	2.09	0.80
4:5:196:ASN:CB	4:5:197:PHE:HD1	1.94	0.80
6:7:258:ILE:HD13	6:7:305:SER:HB3	1.61	0.80
10:A:58:GLN:HA	10:A:62:MET:HB2	1.61	0.80
2:3:171:LEU:O	2:3:172:THR:HG22	1.82	0.80
1:2:306:LEU:HD21	1:2:405:HIS:HA	1.62	0.80
10:A:163:ILE:CG2	10:A:164:ASP:N	2.45	0.80
2:3:391:LYS:HE2	6:7:620:HIS:O	1.81	0.80
10:A:173:GLU:HB3	10:A:182:ASN:CA	2.12	0.80
1:2:444:PHE:CZ	5:6:380:ILE:HD11	2.17	0.80
6:7:662:GLN:HB3	6:7:666:ARG:NH1	1.97	0.80
10:A:23:SER:OG	10:A:24:ASN:C	2.20	0.80
2:3:558:ASP:CG	4:5:627:VAL:HG13	2.02	0.80
4:5:608:LEU:HD11	4:5:609:LYS:NZ	1.97	0.80
3:4:411:THR:HA	6:7:498:MET:O	1.82	0.80
4:5:739:ASP:CB	5:6:697:GLY:CA	2.60	0.79
5:6:689:TYR:HA	5:6:690:ASN:HB2	1.64	0.79
1:2:327:ARG:NH1	1:2:386:GLN:HE22	1.80	0.79
5:6:597:TYR:OH	5:6:639:ASP:OD2	2.01	0.79
5:6:379:VAL:HG22	5:6:454:PHE:HB3	1.64	0.79
5:6:790:ARG:NH1	5:6:839:ASP:OD2	2.15	0.79
2:3:391:LYS:NZ	6:7:623:ASN:HA	1.96	0.79
4:5:570:ASN:HA	4:5:573:ILE:CD1	2.12	0.79
4:5:717:GLU:O	4:5:721:ARG:HB3	1.82	0.79

Continued on next page...

Continued from previous page...

Atom-1	Atom-2	Interatomic distance (Å)	Clash overlap (Å)
8:D:231:HIS:HA	8:D:274:ILE:HG22	1.64	0.79
2:3:176:LEU:HA	2:3:298:PHE:HD2	1.48	0.79
1:2:299:ASP:HB3	1:2:319:ARG:NH1	1.98	0.79
2:3:504:THR:OG1	6:7:348:ILE:HD11	1.81	0.79
10:A:173:GLU:OE1	11:C:74:LEU:CD2	71.48	0.79
4:5:571:HIS:O	4:5:575:ILE:CG1	2.28	0.79
10:A:108:ASP:OD2	10:A:177:GLU:HG3	1.83	0.79
3:4:550:LYS:HE3	5:6:735:HIS:HB3	1.63	0.79
2:3:437:SER:HB3	2:3:438:SER:HA	1.63	0.79
4:5:175:ARG:NH2	4:5:196:ASN:OD1	2.16	0.79
2:3:391:LYS:HE3	6:7:623:ASN:HA	1.65	0.79
5:6:691:ARG:HE	5:6:716:LEU:HD13	1.49	0.79
4:5:710:GLU:O	4:5:713:ARG:HG2	1.83	0.79
4:5:560:HIS:CD2	4:5:565:ASP:HB2	2.17	0.78
2:3:687:ARG:NH2	6:7:602:ASP:CG	2.35	0.78
4:5:734:ARG:O	4:5:738:VAL:HB	1.83	0.78
5:6:933:ALA:O	5:6:936:ILE:HG12	1.82	0.78
6:7:443:ARG:HH12	6:7:449:LYS:NZ	1.81	0.78
10:A:177:GLU:HG2	10:A:178:TYR:CD2	2.19	0.78
2:3:569:HIS:O	4:5:398:LYS:CE	2.31	0.78
9:B:117:TRP:CZ2	9:B:175:LEU:HD22	2.19	0.78
3:4:315:ARG:HH12	6:7:251:VAL:H	1.30	0.78
8:D:137:LYS:CD	8:D:141:ARG:HH22	1.96	0.78
8:D:282:ILE:HD12	8:D:286:LEU:HD13	1.65	0.78
2:3:216:ASP:OD1	2:3:217:ALA:N	2.16	0.78
8:D:137:LYS:CD	8:D:141:ARG:NH2	2.30	0.78
6:7:17:LEU:HD11	6:7:102:LEU:HD21	0.80	0.78
2:3:122:ILE:CG2	2:3:123:PRO:CD	2.56	0.78
10:A:147:VAL:H	10:A:148:ASP:HA	1.49	0.78
2:3:391:LYS:CE	6:7:623:ASN:HA	2.13	0.78
3:4:550:LYS:CD	5:6:735:HIS:O	2.30	0.78
3:4:771:VAL:HG11	5:6:725:THR:HA	1.65	0.78
1:2:795:ARG:CA	4:5:560:HIS:HE1	1.97	0.78
10:A:145:ASP:HA	10:A:146:LEU:HB3	1.65	0.78
10:A:149:ILE:HG21	10:A:151:LEU:HB3	0.79	0.78
2:3:186:VAL:HG13	2:3:256:ILE:HG22	1.65	0.78
4:5:358:LEU:HD22	10:A:15:ARG:HD2	1.64	0.78
3:4:201:PHE:HB2	3:4:202:LYS:HA	1.66	0.78
3:4:778:ARG:HG2	5:6:719:CYS:CB	2.10	0.77
4:5:711:ILE:CG1	4:5:743:PHE:HE1	1.93	0.77
1:2:546:GLY:CA	5:6:796:THR:HG23	2.12	0.77

Continued on next page...

Continued from previous page...

Atom-1	Atom-2	Interatomic distance (Å)	Clash overlap (Å)
1:2:502:ALA:HB3	1:2:512:LYS:HE2	1.66	0.77
9:B:188:ILE:HD13	11:C:132:ALA:HB2	1.65	0.77
3:4:284:ILE:HG13	3:4:297:GLU:OE2	1.85	0.77
9:B:188:ILE:O	9:B:192:LEU:CD1	2.29	0.77
2:3:53:ALA:O	6:7:217:LYS:NZ	2.17	0.77
1:2:335:LYS:HE3	1:2:383:ARG:HD2	1.66	0.77
10:A:175:GLN:O	10:A:180:VAL:HA	1.85	0.77
6:7:358:ALA:HB2	6:7:375:TYR:HE2	1.48	0.77
11:C:104:PHE:N	11:C:170:GLU:OE2	2.16	0.77
10:A:163:ILE:HD13	10:A:208:ILE:CG2	2.13	0.77
3:4:713:ASP:HB3	3:4:716:ASN:CB	2.14	0.77
2:3:289:GLY:CA	4:5:509:ILE:HB	2.15	0.77
3:4:794:THR:HB	5:6:578:SER:CB	2.14	0.77
4:5:711:ILE:HD12	4:5:743:PHE:CE1	2.19	0.77
3:4:714:GLU:HB3	6:7:665:ILE:HG12	1.67	0.77
5:6:175:TYR:HA	5:6:178:LEU:HD13	1.67	0.77
3:4:558:TYR:CD2	5:6:735:HIS:CE1	2.72	0.77
6:7:660:VAL:HG22	6:7:713:VAL:CG1	2.14	0.77
10:A:27:VAL:HG13	10:A:28:ASN:H	1.50	0.77
8:D:137:LYS:CE	8:D:141:ARG:HH22	1.99	0.76
6:7:315:ILE:HD13	6:7:333:ILE:HD12	1.67	0.76
4:5:722:LEU:HD12	4:5:728:THR:HB	1.65	0.76
10:A:147:VAL:CB	10:A:149:ILE:HG13	2.15	0.76
2:3:412:SER:CB	4:5:650:ILE:HG12	2.11	0.76
6:7:94:LEU:HB2	6:7:95:GLN:HB2	1.66	0.76
2:3:558:ASP:CB	4:5:627:VAL:CG1	2.64	0.76
2:3:263:GLU:CB	4:5:516:ARG:HH12	1.90	0.76
4:5:36:LEU:HD11	4:5:100:ARG:HH22	1.50	0.76
2:3:186:VAL:HG13	2:3:256:ILE:HG21	1.61	0.76
6:7:530:ASP:O	6:7:534:ARG:NH1	2.18	0.76
11:C:117:GLU:OE2	11:C:120:LEU:HD23	1.85	0.76
10:A:173:GLU:CD	11:C:74:LEU:HD22	71.16	0.76
8:D:279:TYR:CE1	8:D:286:LEU:CD2	2.69	0.76
10:A:165:VAL:CG2	10:A:205:LEU:HD13	2.16	0.76
1:2:306:LEU:HD23	1:2:392:GLU:HB2	1.67	0.76
10:A:108:ASP:OD1	10:A:198:ARG:HD3	1.86	0.76
10:A:173:GLU:CD	11:C:74:LEU:CD2	71.61	0.76
8:D:145:ARG:NH1	10:A:102:TRP:CE3	2.54	0.76
4:5:556:VAL:CG1	4:5:557:LYS:H	1.97	0.76
3:4:438:THR:CG2	3:4:462:ASP:HB3	2.15	0.76
1:2:235:GLY:HA2	1:2:283:TYR:HE2	1.50	0.75

Continued on next page...

Continued from previous page...

Atom-1	Atom-2	Interatomic distance (Å)	Clash overlap (Å)
3:4:408:ASP:OD2	6:7:510:GLY:N	2.18	0.75
9:B:163:LEU:HD22	9:B:189:MET:CE	2.16	0.75
10:A:182:ASN:OD1	11:C:74:LEU:CG	73.47	0.75
3:4:726:ASN:CA	3:4:728:TYR:HB3	2.15	0.75
4:5:104:LEU:C	4:5:104:LEU:HD13	2.06	0.75
2:3:252:ASP:OD1	2:3:253:HIS:N	2.19	0.75
5:6:691:ARG:NH1	5:6:716:LEU:HD22	2.00	0.75
3:4:775:VAL:HG11	5:6:721:GLU:HG3	1.67	0.75
3:4:202:LYS:HB3	3:4:203:TYR:HB3	1.68	0.75
2:3:501:GLY:C	6:7:346:GLY:HA3	2.07	0.75
1:2:558:LYS:HE3	5:6:562:GLY:HA2	1.68	0.75
3:4:709:LEU:HD23	3:4:835:ASP:HA	1.68	0.75
6:7:455:ASN:ND2	6:7:541:MET:SD	2.60	0.75
3:4:650:GLU:CD	3:4:796:ARG:HH12	1.90	0.75
1:2:523:VAL:HG12	1:2:525:LYS:HB3	1.68	0.75
2:3:569:HIS:O	4:5:398:LYS:CD	2.34	0.75
11:C:104:PHE:H	11:C:170:GLU:CD	1.88	0.75
3:4:338:VAL:HG23	5:6:375:ARG:HH12	1.51	0.75
5:6:909:TYR:HA	5:6:912:MET:HE3	1.67	0.75
3:4:531:TYR:HB3	3:4:720:LEU:HG	1.67	0.74
5:6:792:SER:HA	5:6:793:TYR:HB2	1.67	0.74
5:6:582:SER:HA	5:6:585:LEU:HD12	1.69	0.74
3:4:731:ASP:OD1	3:4:732:LYS:N	2.20	0.74
4:5:355:GLU:O	4:5:358:LEU:HG	1.87	0.74
8:D:256:TYR:CD1	8:D:257:THR:HG23	2.21	0.74
2:3:189:THR:CA	2:3:256:ILE:CD1	2.54	0.74
9:B:157:LEU:HD11	11:C:137:HIS:HD2	1.53	0.74
4:5:407:ARG:NH2	4:5:658:ARG:HH12	1.85	0.74
6:7:443:ARG:NH1	6:7:449:LYS:NZ	2.35	0.74
8:D:259:THR:HG22	8:D:269:LEU:HD21	1.65	0.74
2:3:259:GLN:HE22	4:5:464:LEU:N	1.85	0.74
4:5:711:ILE:CD1	4:5:743:PHE:CE1	2.69	0.74
10:A:32:TYR:HB2	10:A:93:ARG:HH12	1.52	0.74
4:5:90:PHE:CD2	4:5:137:LEU:HD22	2.22	0.74
2:3:172:THR:HG23	2:3:172:THR:O	1.87	0.74
3:4:684:PRO:HD2	6:7:588:ALA:CB	2.17	0.74
3:4:243:LEU:HD23	3:4:244:ASP:CA	2.16	0.74
9:B:134:PHE:HB2	9:B:137:PRO:HB3	1.68	0.74
8:D:229:PHE:HA	8:D:276:VAL:HG22	1.68	0.74
4:5:349:PHE:HZ	4:5:609:LYS:NZ	1.85	0.74
9:B:157:LEU:HD11	11:C:137:HIS:CD2	2.22	0.74

Continued on next page...

Continued from previous page...

Atom-1	Atom-2	Interatomic distance (Å)	Clash overlap (Å)
2:3:33:ASP:HB2	2:3:39:ARG:NH1	2.02	0.74
1:2:300:PHE:N	1:2:319:ARG:HH11	1.86	0.74
9:B:168:LEU:HD11	9:B:189:MET:HE3	1.69	0.74
11:C:83:LYS:O	11:C:86:ASN:CG	2.24	0.74
5:6:533:ILE:HD12	5:6:544:LYS:HB3	1.70	0.74
4:5:197:PHE:CE2	4:5:329:LYS:CD	2.70	0.74
10:A:23:SER:H	10:A:24:ASN:HA	1.53	0.73
4:5:538:ASP:H	4:5:544:THR:HG22	1.52	0.73
2:3:558:ASP:CG	4:5:627:VAL:CG1	2.56	0.73
5:6:404:VAL:CG2	5:6:453:SER:OG	2.35	0.73
6:7:235:LEU:HD22	6:7:357:PRO:HD3	1.68	0.73
5:6:134:LYS:H	5:6:135:VAL:HA	1.53	0.73
2:3:259:GLN:OE1	4:5:464:LEU:N	2.21	0.73
2:3:504:THR:CB	6:7:348:ILE:HD11	2.18	0.73
3:4:512:VAL:HG13	3:4:515:ARG:NH1	2.03	0.73
8:D:216:VAL:CG1	8:D:217:ASN:HA	2.19	0.73
4:5:560:HIS:HB2	4:5:564:ARG:CB	2.10	0.73
2:3:676:ILE:HG23	6:7:617:THR:HG21	1.70	0.73
10:A:165:VAL:HG21	10:A:205:LEU:CD1	2.18	0.73
4:5:348:MET:CG	11:C:167:LEU:CG	2.66	0.73
2:3:122:ILE:HG21	2:3:221:LEU:HD13	1.67	0.73
4:5:737:PHE:HA	4:5:740:THR:CG2	2.19	0.73
6:7:656:VAL:HG12	6:7:710:ILE:HA	1.71	0.73
2:3:99:SER:HA	2:3:158:LYS:HB3	1.71	0.73
3:4:714:GLU:HB3	6:7:665:ILE:HG23	1.70	0.73
5:6:566:ARG:HH21	5:6:659:GLN:HB2	1.53	0.73
6:7:678:LYS:HG3	6:7:679:PHE:N	2.03	0.73
3:4:244:ASP:HB2	3:4:247:ASN:HD21	1.54	0.73
1:2:325:THR:HA	1:2:636:ILE:CD1	2.18	0.73
1:2:504:SER:O	1:2:698:PHE:HE2	1.72	0.73
8:D:189:ILE:HD13	10:A:133:GLU:CD	2.08	0.73
4:5:560:HIS:CD2	4:5:565:ASP:CB	2.72	0.72
5:6:303:GLU:HG3	5:6:356:TRP:CD1	2.24	0.72
6:7:601:LEU:CD1	6:7:603:ILE:CD1	2.67	0.72
5:6:335:ASN:H	5:6:338:CYS:H	1.37	0.72
5:6:776:LYS:O	5:6:779:GLU:HG2	1.88	0.72
1:2:507:GLY:HA3	1:2:512:LYS:HE3	1.70	0.72
1:2:591:LEU:HD11	1:2:631:ILE:HD11	1.70	0.72
3:4:484:GLU:O	3:4:488:ASN:N	2.21	0.72
1:2:700:VAL:HG21	5:6:773:LEU:CD2	2.17	0.72
4:5:90:PHE:HD2	4:5:137:LEU:HD22	1.52	0.72

Continued on next page...

Continued from previous page...

Atom-1	Atom-2	Interatomic distance (Å)	Clash overlap (Å)
5:6:124:VAL:HG23	5:6:134:LYS:O	1.89	0.72
3:4:362:ARG:HH11	6:7:299:PHE:HD2	1.38	0.72
2:3:568:THR:C	4:5:400:LEU:CD2	2.50	0.72
2:3:186:VAL:O	4:5:509:ILE:CG2	2.38	0.72
3:4:592:SER:HA	3:4:632:ASP:HB2	1.71	0.72
2:3:234:GLU:OE1	2:3:239:ASN:O	2.08	0.72
2:3:492:GLN:NE2	6:7:471:LYS:HE2	1.05	0.72
6:7:354:ILE:HG22	6:7:356:LEU:HG	1.72	0.72
1:2:442:ASN:ND2	1:2:444:PHE:O	2.23	0.72
1:2:446:VAL:HG21	5:6:356:TRP:HZ2	1.53	0.72
3:4:338:VAL:H	5:6:375:ARG:NH1	1.88	0.72
4:5:358:LEU:CD2	10:A:15:ARG:HD2	2.20	0.72
4:5:728:THR:HA	4:5:732:THR:CG2	2.19	0.72
2:3:722:ASN:OD1	2:3:723:LYS:N	2.21	0.72
10:A:168:LEU:HG	10:A:206:GLN:HB2	1.70	0.72
2:3:519:VAL:HB	2:3:527:ARG:NH1	2.03	0.72
3:4:527:ALA:HB3	3:4:537:LYS:NZ	2.05	0.72
4:5:355:GLU:HG3	10:A:19:LEU:HD22	1.71	0.71
4:5:556:VAL:CG1	4:5:557:LYS:N	2.52	0.71
5:6:149:ASN:HB3	5:6:262:VAL:O	1.89	0.71
2:3:484:VAL:CG2	6:7:486:LYS:CB	2.13	0.71
1:2:326:ARG:HD3	1:2:637:VAL:HG22	1.71	0.71
1:2:504:SER:HA	1:2:698:PHE:CZ	2.25	0.71
4:5:712:ARG:O	4:5:755:LEU:HD21	1.89	0.71
3:4:261:LEU:HB2	3:4:268:VAL:HG11	1.71	0.71
4:5:258:LEU:CD2	4:5:276:MET:SD	2.78	0.71
4:5:153:SER:OG	4:5:154:GLU:N	2.20	0.71
3:4:561:ASP:O	3:4:803:ARG:NH2	2.22	0.71
3:4:726:ASN:C	3:4:727:LEU:HG	2.10	0.71
4:5:564:ARG:O	4:5:567:SER:OG	2.03	0.71
8:D:269:LEU:HD11	8:D:277:MET:HE3	1.71	0.71
8:D:224:TRP:CZ3	8:D:283:ARG:HD3	2.26	0.71
1:2:339:PHE:HA	1:2:378:GLU:HB3	1.73	0.71
8:D:141:ARG:NE	10:A:147:VAL:HG11	2.05	0.71
10:A:166:ARG:O	10:A:168:LEU:CD2	2.39	0.71
5:6:356:TRP:HZ3	5:6:358:LYS:HB2	1.55	0.71
6:7:298:LEU:HD12	6:7:298:LEU:O	1.90	0.71
4:5:728:THR:OG1	4:5:732:THR:OG1	1.75	0.71
2:3:96:ILE:HD13	2:3:129:LEU:HD11	1.72	0.71
2:3:555:GLU:HA	4:5:627:VAL:HG11	1.72	0.71
2:3:197:ILE:HD12	2:3:251:ILE:CG1	2.20	0.71

Continued on next page...

Continued from previous page...

Atom-1	Atom-2	Interatomic distance (Å)	Clash overlap (Å)
3:4:610:ASP:OD1	3:4:611:THR:N	2.23	0.71
6:7:482:TYR:OH	6:7:524:ASP:OD2	2.03	0.71
2:3:551:ASP:O	4:5:630:ARG:NH1	2.24	0.71
4:5:722:LEU:HD13	4:5:728:THR:CG2	2.21	0.71
2:3:191:LEU:HG	6:7:329:ARG:NH1	2.06	0.71
1:2:794:ARG:HD2	4:5:565:ASP:CG	2.07	0.70
1:2:795:ARG:HB3	4:5:560:HIS:NE2	2.04	0.70
4:5:258:LEU:HD21	4:5:276:MET:CE	2.21	0.70
1:2:387:ARG:HH12	4:5:323:ILE:HD11	1.55	0.70
2:3:393:LEU:CD2	6:7:623:ASN:O	2.30	0.70
3:4:328:LEU:HD11	3:4:461:VAL:HG21	1.73	0.70
2:3:502:ILE:HG23	6:7:244:ILE:HG13	1.66	0.70
2:3:671:LEU:HD22	6:7:621:MET:CB	2.11	0.70
1:2:703:HIS:CG	5:6:804:ILE:CD1	2.73	0.70
6:7:662:GLN:CB	6:7:666:ARG:HH12	2.02	0.70
1:2:839:LYS:NZ	1:2:864:TYR:HA	2.07	0.70
4:5:737:PHE:CD1	4:5:743:PHE:HE2	2.07	0.70
2:3:400:ARG:NH2	2:3:544:ASP:OD1	2.24	0.70
3:4:417:LEU:HD22	3:4:463:VAL:HG11	1.71	0.70
2:3:259:GLN:CD	4:5:464:LEU:N	2.45	0.70
3:4:330:GLY:O	3:4:399:LEU:CD1	2.40	0.70
9:B:188:ILE:CG2	9:B:192:LEU:HD11	2.20	0.70
4:5:170:SER:HB3	4:5:255:PHE:HB2	1.73	0.70
6:7:601:LEU:CD1	6:7:603:ILE:HD12	2.22	0.70
1:2:241:SER:OG	1:2:296:ARG:CG	2.40	0.70
4:5:355:GLU:CG	10:A:19:LEU:HD22	2.22	0.70
5:6:781:ARG:HG2	5:6:795:ILE:HB	1.74	0.70
10:A:175:GLN:HG3	10:A:181:PHE:HB2	1.73	0.70
4:5:349:PHE:CZ	4:5:609:LYS:NZ	2.57	0.70
4:5:407:ARG:CZ	4:5:658:ARG:HH12	2.04	0.70
8:D:161:LEU:O	8:D:169:ILE:HD13	1.89	0.70
5:6:909:TYR:HA	5:6:912:MET:CE	2.20	0.70
1:2:690:GLU:O	1:2:694:ARG:CG	2.39	0.70
2:3:716:ARG:HH22	2:3:724:VAL:HB	1.57	0.70
3:4:726:ASN:O	3:4:727:LEU:HG	1.92	0.70
2:3:347:ILE:O	2:3:351:ASN:ND2	2.24	0.70
1:2:766:TYR:OH	1:2:823:MET:O	2.10	0.70
2:3:122:ILE:CG2	2:3:221:LEU:HD11	2.06	0.69
3:4:552:PHE:CZ	5:6:734:LEU:O	2.44	0.69
1:2:843:ASP:OD1	1:2:844:SER:N	2.25	0.69
5:6:379:VAL:HG22	5:6:454:PHE:HD2	1.57	0.69

Continued on next page...

Continued from previous page...

Atom-1	Atom-2	Interatomic distance (Å)	Clash overlap (Å)
2:3:186:VAL:O	4:5:509:ILE:HG21	1.92	0.69
4:5:355:GLU:HA	10:A:19:LEU:HD21	1.73	0.69
8:D:211:ASP:OD1	8:D:213:GLU:HB2	1.92	0.69
5:6:940:TYR:CD1	5:6:943:GLN:NE2	2.58	0.69
3:4:512:VAL:HG13	3:4:515:ARG:HH12	1.57	0.69
2:3:488:GLU:CD	6:7:482:TYR:HE2	1.95	0.69
3:4:531:TYR:CZ	3:4:719:GLU:HB2	2.27	0.69
1:2:690:GLU:O	1:2:694:ARG:HG2	1.92	0.69
4:5:708:LEU:HD22	4:5:712:ARG:NH2	2.07	0.69
4:5:554:PHE:O	4:5:556:VAL:HG23	1.92	0.69
4:5:594:ILE:HD12	4:5:594:ILE:N	2.08	0.69
6:7:601:LEU:HD13	6:7:603:ILE:HD11	1.73	0.69
2:3:440:VAL:HG21	2:3:482:ASP:OD2	1.92	0.69
5:6:625:ALA:HB3	5:6:626:GLY:HA2	1.74	0.69
8:D:137:LYS:HD3	8:D:141:ARG:NH2	2.07	0.69
4:5:358:LEU:HD22	10:A:15:ARG:CD	2.23	0.69
8:D:211:ASP:OD1	8:D:213:GLU:CB	2.39	0.69
9:B:118:ASN:HD21	9:B:122:LEU:HD11	1.57	0.69
5:6:575:GLY:N	5:6:581:LYS:HZ3	1.90	0.69
3:4:411:THR:HB	6:7:498:MET:C	2.13	0.69
2:3:166:LEU:C	2:3:166:LEU:HD12	2.11	0.69
1:2:326:ARG:CG	1:2:637:VAL:HG22	2.22	0.69
8:D:145:ARG:NH1	10:A:102:TRP:HE3	1.89	0.69
8:D:145:ARG:HH12	10:A:102:TRP:HE3	1.41	0.69
2:3:186:VAL:HG11	2:3:256:ILE:HG21	1.72	0.69
4:5:572:VAL:HA	4:5:575:ILE:HD11	1.74	0.69
2:3:197:ILE:CD1	2:3:251:ILE:CG1	2.71	0.69
3:4:304:ARG:NH1	3:4:423:LEU:HD21	2.07	0.69
4:5:569:ALA:C	4:5:573:ILE:HD12	2.13	0.69
3:4:557:ARG:HH11	3:4:668:ARG:HH21	1.39	0.69
4:5:369:ILE:HG13	4:5:593:GLU:CG	2.23	0.69
5:6:290:ILE:HD12	5:6:454:PHE:CZ	2.25	0.69
4:5:258:LEU:HD23	4:5:294:ILE:HD11	1.74	0.69
1:2:504:SER:C	1:2:698:PHE:CE2	2.62	0.69
5:6:945:GLU:O	5:6:948:LEU:CG	2.37	0.68
3:4:774:TYR:OH	3:4:778:ARG:NH2	2.26	0.68
10:A:26:ASP:O	10:A:27:VAL:HG12	1.93	0.68
3:4:304:ARG:HH12	3:4:423:LEU:HD21	1.56	0.68
3:4:531:TYR:CZ	3:4:716:ASN:OD1	2.46	0.68
1:2:504:SER:HA	1:2:698:PHE:CE2	2.28	0.68
4:5:722:LEU:CD1	4:5:728:THR:HB	2.23	0.68

Continued on next page...

Continued from previous page...

Atom-1	Atom-2	Interatomic distance (Å)	Clash overlap (Å)
8:D:137:LYS:HE2	8:D:141:ARG:HH22	1.58	0.68
3:4:483:GLN:HG3	3:4:484:GLU:H	1.56	0.68
3:4:236:LEU:HB3	3:4:238:THR:HG23	1.74	0.68
5:6:600:GLY:HA2	5:6:602:ALA:N	2.08	0.68
5:6:119:LEU:HD11	5:6:188:VAL:HG21	1.74	0.68
3:4:713:ASP:CB	3:4:716:ASN:HB2	2.21	0.68
1:2:696:ALA:CA	5:6:800:LEU:HD21	2.23	0.68
3:4:714:GLU:HB3	6:7:665:ILE:CG1	2.23	0.68
4:5:415:LEU:CD1	4:5:555:ILE:CG1	2.64	0.68
2:3:195:LYS:HE2	2:3:216:ASP:OD2	1.93	0.68
4:5:375:ALA:N	4:5:385:LYS:HE3	2.09	0.68
1:2:375:VAL:HG11	4:5:324:ARG:HH22	1.58	0.68
4:5:87:ILE:HD13	4:5:331:LEU:HD21	1.74	0.68
10:A:149:ILE:CG2	10:A:151:LEU:HD12	2.22	0.68
4:5:560:HIS:O	4:5:562:GLU:N	2.23	0.68
4:5:737:PHE:CB	4:5:743:PHE:HD2	1.95	0.68
3:4:762:ILE:HG13	3:4:763:THR:N	2.09	0.68
9:B:94:THR:O	9:B:98:LEU:HG	1.94	0.68
10:A:167:VAL:CG1	10:A:185:LYS:HA	2.23	0.68
2:3:289:GLY:N	4:5:509:ILE:HG22	1.81	0.68
3:4:342:MET:CB	3:4:360:ILE:HD11	2.04	0.68
8:D:141:ARG:HH21	10:A:148:ASP:C	1.93	0.68
2:3:201:HIS:HE2	2:3:232:PRO:HD2	1.58	0.68
4:5:574:ASN:O	4:5:576:HIS:ND1	2.27	0.68
3:4:395:GLN:HB2	3:4:424:VAL:HG13	1.75	0.68
9:B:17:GLN:HA	9:B:20:VAL:HG12	1.76	0.68
10:A:166:ARG:O	10:A:168:LEU:HD22	1.94	0.68
10:A:175:GLN:HG3	10:A:181:PHE:HD2	1.58	0.68
5:6:916:ILE:HD13	5:6:919:LYS:HE3	1.76	0.68
2:3:191:LEU:HG	6:7:329:ARG:HH12	1.59	0.68
6:7:118:CYS:SG	6:7:198:ARG:NH2	2.66	0.68
4:5:343:TRP:CZ3	4:5:344:ASN:OD1	2.47	0.68
4:5:40:LEU:O	4:5:40:LEU:CG	2.42	0.68
4:5:594:ILE:H	4:5:594:ILE:CD1	2.06	0.68
4:5:137:LEU:HD12	4:5:137:LEU:C	2.13	0.68
3:4:330:GLY:O	3:4:399:LEU:HD11	1.94	0.68
2:3:43:ARG:HH12	2:3:137:ASP:HB3	1.58	0.68
3:4:798:LEU:HD21	5:6:728:ALA:HA	1.75	0.67
4:5:375:ALA:H	4:5:385:LYS:HE3	1.58	0.67
8:D:161:LEU:C	8:D:169:ILE:HD12	2.14	0.67
4:5:572:VAL:HA	4:5:575:ILE:HD12	1.74	0.67

Continued on next page...

Continued from previous page...

Atom-1	Atom-2	Interatomic distance (Å)	Clash overlap (Å)
1:2:242:LEU:HD13	1:2:275:ALA:HB1	1.77	0.67
2:3:487:HIS:HE2	2:3:539:LEU:HG	1.57	0.67
5:6:759:ARG:HA	5:6:812:ARG:HH21	1.59	0.67
2:3:130:THR:HG22	2:3:153:TRP:HD1	1.59	0.67
10:A:149:ILE:CG2	10:A:151:LEU:CD1	2.71	0.67
8:D:162:ASN:CA	8:D:169:ILE:HD12	2.25	0.67
10:A:175:GLN:CD	10:A:199:LEU:CD1	2.62	0.67
3:4:563:ASN:ND2	3:4:649:MET:SD	2.68	0.67
5:6:379:VAL:HG22	5:6:454:PHE:CD2	2.28	0.67
8:D:229:PHE:CD1	8:D:276:VAL:HG22	2.11	0.67
3:4:370:ARG:HB3	3:4:371:CYS:SG	2.35	0.67
6:7:388:PHE:HB2	6:7:389:ALA:HA	1.75	0.67
10:A:29:LEU:HD11	10:A:96:ILE:HG12	1.77	0.67
10:A:108:ASP:OD2	10:A:177:GLU:CG	2.42	0.67
8:D:141:ARG:HE	10:A:149:ILE:CG1	2.07	0.67
8:D:282:ILE:O	8:D:286:LEU:HD13	1.94	0.67
3:4:330:GLY:C	3:4:399:LEU:HD11	2.15	0.67
5:6:267:PHE:HD2	5:6:287:LEU:HD21	1.59	0.67
5:6:540:HIS:O	5:6:542:ALA:N	2.27	0.67
10:A:145:ASP:HB3	10:A:147:VAL:HG23	1.77	0.67
2:3:118:PRO:O	2:3:122:ILE:HG22	1.94	0.67
4:5:342:ILE:HG13	4:5:342:ILE:O	1.94	0.67
6:7:110:ALA:C	6:7:354:ILE:CD1	2.63	0.67
6:7:443:ARG:HH12	6:7:449:LYS:HZ1	1.43	0.67
3:4:180:ILE:HD12	3:4:180:ILE:O	1.95	0.67
4:5:264:LEU:HB2	4:5:265:VAL:HG22	1.77	0.67
3:4:830:ARG:HD3	3:4:833:ILE:HD12	1.76	0.67
4:5:739:ASP:HB2	5:6:697:GLY:CA	2.24	0.67
3:4:417:LEU:O	3:4:417:LEU:HD12	1.95	0.67
6:7:593:ARG:HG2	6:7:687:ARG:NH1	2.10	0.67
8:D:259:THR:HG22	8:D:269:LEU:HD22	1.70	0.67
4:5:258:LEU:CD2	4:5:294:ILE:HD11	2.24	0.67
5:6:811:ALA:HB2	5:6:819:ILE:CG1	2.24	0.67
4:5:722:LEU:HD13	4:5:728:THR:HG22	1.76	0.67
2:3:689:ASP:O	2:3:692:THR:OG1	2.10	0.67
3:4:532:GLU:HG2	3:4:533:LEU:H	1.59	0.66
5:6:400:VAL:HG23	5:6:455:LEU:CB	2.24	0.66
6:7:652:MET:HG2	6:7:708:VAL:HG11	1.77	0.66
3:4:714:GLU:O	6:7:665:ILE:CG1	2.43	0.66
2:3:484:VAL:CB	6:7:486:LYS:HB2	2.21	0.66
6:7:135:LYS:HB2	6:7:141:VAL:HG11	1.77	0.66

Continued on next page...

Continued from previous page...

Atom-1	Atom-2	Interatomic distance (Å)	Clash overlap (Å)
2:3:688:ASN:OD1	6:7:604:PRO:HB2	1.94	0.66
6:7:484:THR:HG23	6:7:487:GLY:HA2	1.76	0.66
1:2:503:PRO:O	1:2:698:PHE:HZ	1.76	0.66
1:2:684:ARG:HB3	1:2:685:ASP:HB2	1.60	0.66
5:6:945:GLU:HA	5:6:948:LEU:HD23	1.77	0.66
2:3:568:THR:CG2	4:5:400:LEU:CD2	2.67	0.66
2:3:272:ARG:HD2	4:5:171:VAL:HG13	1.76	0.66
8:D:267:VAL:HG11	9:B:167:HIS:CE1	2.30	0.66
2:3:566:LEU:CD2	4:5:614:LEU:CD1	2.60	0.66
2:3:443:THR:HG21	6:7:319:SER:OG	1.94	0.66
5:6:112:ARG:HH22	5:6:183:LYS:HG3	1.60	0.66
2:3:698:THR:CG2	6:7:463:GLY:N	2.58	0.66
3:4:243:LEU:CG	3:4:244:ASP:H	2.08	0.66
8:D:211:ASP:OD1	8:D:216:VAL:HG22	1.94	0.66
8:D:282:ILE:HD12	8:D:286:LEU:CD1	2.19	0.66
5:6:767:LYS:HE3	5:6:769:ALA:HB3	1.77	0.66
6:7:543:GLN:HG3	6:7:544:GLN:H	1.60	0.66
9:B:112:PHE:HB3	9:B:152:ARG:NH1	2.10	0.66
11:C:18:CYS:HB3	11:C:72:VAL:CG1	2.25	0.66
5:6:923:VAL:CB	5:6:929:GLU:HB2	2.26	0.66
4:5:346:VAL:HG12	4:5:347:THR:H	1.60	0.66
3:4:398:LYS:NZ	3:4:400:GLN:OE1	2.29	0.66
4:5:560:HIS:CG	4:5:565:ASP:HB2	2.31	0.66
5:6:609:THR:HG22	5:6:610:ALA:H	1.59	0.66
1:2:678:ASP:OD1	1:2:679:ILE:N	2.29	0.66
2:3:317:PHE:HE2	4:5:176:ALA:HB2	1.60	0.66
6:7:444:VAL:HG22	6:7:448:MET:H	1.60	0.66
10:A:67:VAL:HG11	11:C:25:PRO:HD2	1.77	0.65
1:2:703:HIS:CE1	5:6:801:GLU:HG2	2.31	0.65
6:7:659:TYR:CG	6:7:710:ILE:HD11	2.31	0.65
4:5:372:ASN:CB	4:5:593:GLU:OE2	2.44	0.65
10:A:81:ARG:NH1	11:C:9:VAL:O	2.28	0.65
2:3:566:LEU:CD1	4:5:619:ALA:CB	2.73	0.65
3:4:714:GLU:O	6:7:665:ILE:HG13	1.96	0.65
1:2:601:LYS:NZ	1:2:643:ARG:HD2	2.11	0.65
2:3:502:ILE:CA	6:7:346:GLY:O	2.43	0.65
4:5:355:GLU:HB2	10:A:19:LEU:CD2	2.27	0.65
2:3:229:ALA:HB1	6:7:370:LEU:HD23	1.79	0.65
4:5:739:ASP:HB2	5:6:697:GLY:HA3	1.75	0.65
1:2:601:LYS:NZ	1:2:643:ARG:NH1	2.45	0.65
5:6:959:ARG:O	5:6:963:LYS:HG3	1.97	0.65

Continued on next page...

Continued from previous page...

Atom-1	Atom-2	Interatomic distance (Å)	Clash overlap (Å)
6:7:670:ASP:OD1	6:7:671:SER:N	2.30	0.65
6:7:259:ALA:CB	6:7:270:PHE:CD1	2.60	0.65
4:5:711:ILE:CB	4:5:743:PHE:CE1	2.76	0.65
3:4:726:ASN:HA	3:4:728:TYR:CD2	2.32	0.65
2:3:525:VAL:HG11	2:3:552:ASP:OD2	1.97	0.65
10:A:169:LYS:N	10:A:185:LYS:HZ3	1.93	0.65
11:C:86:ASN:OD1	11:C:87:ALA:N	2.29	0.65
11:C:134:GLU:OE2	11:C:138:HIS:HD2	1.79	0.65
4:5:59:TYR:HD1	4:5:135:PHE:HE1	1.44	0.65
10:A:175:GLN:CD	10:A:199:LEU:HD11	2.16	0.65
9:B:188:ILE:HG22	9:B:188:ILE:O	1.97	0.65
4:5:737:PHE:HA	4:5:740:THR:HG22	1.78	0.65
4:5:296:GLY:HA2	4:5:331:LEU:H	1.61	0.65
2:3:524:ASP:OD1	2:3:532:ASN:ND2	2.30	0.65
8:D:269:LEU:HD11	8:D:277:MET:CE	2.27	0.65
1:2:703:HIS:HA	5:6:565:LEU:CD2	2.27	0.65
8:D:211:ASP:CG	8:D:213:GLU:CB	2.65	0.65
1:2:283:TYR:O	1:2:285:ASP:N	2.30	0.65
2:3:542:ARG:NH1	2:3:700:ARG:NH1	2.45	0.65
2:3:701:THR:O	2:3:704:THR:OG1	2.14	0.65
10:A:108:ASP:HA	10:A:198:ARG:HH11	1.62	0.65
2:3:391:LYS:HG3	6:7:623:ASN:OD1	1.95	0.65
2:3:171:LEU:O	2:3:172:THR:CG2	2.44	0.65
6:7:393:LEU:HA	6:7:394:THR:HB	1.77	0.65
1:2:495:ASP:CG	1:2:509:ARG:HH12	2.00	0.65
8:D:206:LEU:HB3	10:A:83:LYS:NZ	2.12	0.65
1:2:294:HIS:O	1:2:296:ARG:NH1	2.29	0.65
2:3:234:GLU:OE1	2:3:238:GLY:C	2.34	0.65
1:2:327:ARG:HH12	4:5:272:ARG:NH2	1.94	0.65
4:5:721:ARG:C	4:5:722:LEU:HG	2.16	0.65
1:2:505:ILE:HD13	1:2:552:ILE:HG13	1.79	0.65
4:5:36:LEU:HD11	4:5:100:ARG:NH2	2.11	0.65
3:4:330:GLY:CA	3:4:399:LEU:HD11	2.26	0.65
2:3:163:ALA:HB3	2:3:164:HIS:CG	2.31	0.65
2:3:116:VAL:HG12	2:3:117:GLU:HG3	1.78	0.65
2:3:193:ARG:CD	6:7:371:LEU:HD11	2.26	0.65
2:3:410:ASP:O	2:3:413:THR:OG1	2.11	0.65
1:2:436:GLY:N	1:2:437:ASN:HA	2.10	0.65
2:3:391:LYS:CE	6:7:620:HIS:O	2.44	0.64
2:3:671:LEU:HB3	6:7:621:MET:CB	2.26	0.64
1:2:300:PHE:O	1:2:302:THR:OG1	2.10	0.64

Continued on next page...

Continued from previous page...

Atom-1	Atom-2	Interatomic distance (Å)	Clash overlap (Å)
1:2:505:ILE:HG22	1:2:507:GLY:H	1.62	0.64
2:3:194:PRO:O	6:7:371:LEU:HD12	1.97	0.64
2:3:476:ASP:HA	2:3:483:ARG:HH12	1.61	0.64
5:6:379:VAL:CG2	5:6:454:PHE:HD2	2.10	0.64
2:3:197:ILE:HD11	2:3:251:ILE:HB	1.79	0.64
4:5:369:ILE:CG1	4:5:593:GLU:CG	2.75	0.64
3:4:315:ARG:NH1	6:7:251:VAL:HG12	2.13	0.64
6:7:333:ILE:HG12	6:7:376:LEU:HB3	1.78	0.64
6:7:110:ALA:C	6:7:354:ILE:HD11	2.13	0.64
5:6:776:LYS:HD3	5:6:828:TYR:HB2	1.79	0.64
10:A:93:ARG:O	10:A:97:LEU:CG	2.44	0.64
9:B:7:LEU:N	9:B:8:GLN:HA	2.10	0.64
5:6:596:VAL:HG23	5:6:631:ALA:HB2	1.79	0.64
9:B:57:ASP:OD1	9:B:58:LYS:N	2.28	0.64
2:3:476:ASP:O	2:3:483:ARG:NH1	2.29	0.64
5:6:541:GLU:O	5:6:545:LYS:NZ	2.28	0.64
4:5:534:LYS:NZ	4:5:746:LEU:HD11	2.12	0.64
3:4:437:GLY:HA3	3:4:463:VAL:HA	1.80	0.64
3:4:489:LYS:HZ1	3:4:497:GLU:HB2	1.61	0.64
4:5:167:ILE:HD11	4:5:259:GLN:HB2	1.79	0.64
1:2:811:GLU:OE2	1:2:815:ARG:NH1	2.31	0.64
2:3:568:THR:HG22	4:5:400:LEU:HD22	1.76	0.64
4:5:259:GLN:HE21	4:5:271:PRO:CG	2.10	0.64
4:5:94:ILE:CD1	4:5:135:PHE:HB2	2.28	0.64
5:6:956:GLU:O	5:6:960:LEU:HG	1.98	0.64
5:6:531:ARG:HD2	5:6:745:PRO:HG3	1.80	0.64
4:5:156:VAL:HG22	4:5:298:TYR:CE2	2.33	0.64
8:D:212:THR:N	8:D:213:GLU:HA	2.13	0.64
1:2:792:ASP:O	1:2:859:ARG:NH1	2.31	0.64
2:3:519:VAL:CG1	2:3:520:PHE:HD2	2.05	0.64
2:3:187:THR:O	2:3:257:THR:OG1	2.12	0.64
3:4:370:ARG:HD3	3:4:379:PRO:HA	1.79	0.64
3:4:371:CYS:HB2	3:4:377:ASN:N	2.13	0.64
9:B:118:ASN:CG	9:B:122:LEU:CD1	2.66	0.64
6:7:258:ILE:HD13	6:7:305:SER:CB	2.28	0.64
4:5:588:GLU:O	4:5:592:SER:N	2.31	0.64
1:2:540:LEU:HB2	1:2:677:PHE:CD2	2.33	0.64
10:A:177:GLU:CG	10:A:178:TYR:CD2	2.81	0.63
10:A:173:GLU:HA	10:A:183:LEU:HB2	1.80	0.63
1:2:327:ARG:HD2	1:2:386:GLN:NE2	2.13	0.63
4:5:712:ARG:O	4:5:755:LEU:HD11	1.99	0.63

Continued on next page...

Continued from previous page...

Atom-1	Atom-2	Interatomic distance (Å)	Clash overlap (Å)
1:2:302:THR:O	1:2:303:ILE:HG22	1.98	0.63
9:B:115:LEU:HD13	9:B:119:TRP:HE1	1.63	0.63
6:7:269:VAL:HG21	6:7:285:THR:HB	1.81	0.63
4:5:392:LEU:O	4:5:607:ARG:NH2	2.30	0.63
1:2:524:PRO:HB2	1:2:525:LYS:HA	1.79	0.63
4:5:156:VAL:HG22	4:5:298:TYR:HE2	1.63	0.63
3:4:371:CYS:HB2	3:4:377:ASN:H	1.63	0.63
5:6:811:ALA:HB2	5:6:819:ILE:HG12	1.80	0.63
3:4:386:HIS:CE1	5:6:405:PRO:HD3	2.33	0.63
2:3:390:GLU:HG2	2:3:509:ARG:HH12	1.64	0.63
4:5:31:PHE:CD2	4:5:90:PHE:HD1	2.17	0.63
5:6:335:ASN:H	5:6:337:SER:HA	1.64	0.63
6:7:106:ILE:HA	6:7:113:PHE:CE2	2.34	0.63
6:7:331:LEU:HD11	6:7:355:PHE:HE1	1.63	0.63
4:5:197:PHE:HE2	4:5:329:LYS:HG3	1.58	0.63
2:3:216:ASP:CG	2:3:217:ALA:H	2.02	0.63
4:5:554:PHE:HE1	4:5:687:SER:HB2	1.63	0.63
1:2:216:LEU:HD12	1:2:217:GLU:HB3	1.79	0.63
3:4:650:GLU:OE1	3:4:796:ARG:NH1	2.31	0.63
6:7:82:LEU:HD23	6:7:85:ILE:HD12	1.80	0.63
3:4:714:GLU:N	3:4:715:LYS:HB3	2.11	0.63
5:6:940:TYR:CE1	5:6:943:GLN:NE2	2.67	0.63
4:5:369:ILE:CG1	4:5:593:GLU:HG2	2.28	0.63
2:3:287:LYS:HD2	4:5:510:THR:CG2	2.28	0.63
2:3:679:ILE:HD11	6:7:617:THR:CG2	2.29	0.63
8:D:200:LYS:HB2	8:D:201:TYR:HB2	1.81	0.63
4:5:156:VAL:HA	4:5:298:TYR:HD2	1.64	0.63
10:A:175:GLN:HG3	10:A:181:PHE:CD2	2.34	0.63
4:5:415:LEU:O	4:5:555:ILE:HA	1.99	0.63
2:3:400:ARG:HG3	2:3:493:GLN:OE1	1.98	0.63
4:5:608:LEU:HD11	4:5:609:LYS:HZ3	1.63	0.63
6:7:260:TYR:HA	6:7:300:MET:HA	1.81	0.63
1:2:334:LEU:HD13	4:5:322:ALA:HB3	1.79	0.63
2:3:444:ALA:HA	2:3:499:LYS:HZ1	1.63	0.63
3:4:558:TYR:CZ	5:6:735:HIS:CE1	2.87	0.62
3:4:725:THR:O	3:4:728:TYR:CG	2.52	0.62
5:6:775:GLU:O	5:6:779:GLU:N	2.31	0.62
6:7:459:MET:C	6:7:466:LYS:HZ3	2.01	0.62
4:5:608:LEU:HD11	4:5:609:LYS:HZ2	1.62	0.62
2:3:445:ALA:HB3	2:3:499:LYS:HD2	1.81	0.62
6:7:208:SER:HB2	6:7:209:GLN:HA	1.80	0.62

Continued on next page...

Continued from previous page...

Atom-1	Atom-2	Interatomic distance (Å)	Clash overlap (Å)
6:7:262:CYS:SG	6:7:263:ASP:N	2.70	0.62
2:3:396:GLY:HA2	6:7:421:GLU:OE2	1.96	0.62
10:A:173:GLU:CG	10:A:182:ASN:HA	2.28	0.62
3:4:531:TYR:CD2	3:4:720:LEU:CD1	2.74	0.62
6:7:538:HIS:CD2	6:7:593:ARG:HE	2.17	0.62
8:D:224:TRP:HZ3	8:D:283:ARG:HD3	1.62	0.62
8:D:266:GLU:HB3	8:D:268:GLU:HG3	1.81	0.62
3:4:410:GLN:C	6:7:498:MET:O	2.37	0.62
6:7:680:SER:HB2	6:7:681:PHE:HA	1.82	0.62
5:6:290:ILE:CD1	5:6:454:PHE:HZ	2.03	0.62
11:C:27:LEU:HD12	11:C:38:ILE:HG12	1.81	0.62
5:6:550:GLN:HA	5:6:569:ILE:HG21	1.81	0.62
2:3:467:ARG:NH1	2:3:509:ARG:CZ	2.63	0.62
10:A:169:LYS:H	10:A:185:LYS:CD	2.12	0.62
1:2:446:VAL:HG22	5:6:356:TRP:HE1	1.64	0.62
9:B:139:HIS:N	9:B:142:ARG:HH11	1.83	0.62
5:6:122:PHE:HA	5:6:123:SER:HB2	1.81	0.62
1:2:447:PHE:HB2	5:6:302:PRO:HG2	1.81	0.62
6:7:276:ARG:HG3	6:7:277:THR:HG23	1.80	0.62
5:6:932:THR:OG1	5:6:934:VAL:HG12	1.99	0.62
4:5:348:MET:HG3	11:C:167:LEU:CD1	2.08	0.62
10:A:173:GLU:HB2	10:A:182:ASN:CA	2.21	0.62
4:5:722:LEU:CD1	4:5:728:THR:CG2	2.77	0.62
3:4:450:GLN:HB3	3:4:452:VAL:HG22	1.80	0.62
5:6:522:ASP:HB2	5:6:525:ILE:HG23	1.82	0.62
2:3:105:GLU:N	2:3:105:GLU:OE1	2.33	0.62
5:6:916:ILE:HD13	5:6:919:LYS:CE	2.29	0.62
4:5:754:ALA:O	4:5:757:LYS:HG2	1.99	0.62
4:5:757:LYS:HZ1	4:5:758:HIS:CE1	2.17	0.62
6:7:718:ARG:HA	6:7:721:ARG:NH1	2.14	0.62
9:B:157:LEU:HD21	11:C:137:HIS:NE2	2.13	0.62
3:4:449:ARG:O	3:4:451:ARG:N	2.33	0.62
2:3:679:ILE:HD11	6:7:617:THR:HG22	1.82	0.62
4:5:346:VAL:HG12	4:5:347:THR:N	2.14	0.62
8:D:178:ASP:HA	8:D:181:LYS:NZ	2.14	0.62
6:7:81:ASP:HA	6:7:205:LYS:HG2	1.81	0.62
1:2:794:ARG:HD2	4:5:565:ASP:OD1	2.00	0.62
6:7:220:ILE:O	6:7:220:ILE:HG13	2.00	0.62
1:2:216:LEU:HD12	1:2:217:GLU:H	1.65	0.62
4:5:708:LEU:CD2	4:5:712:ARG:HE	2.12	0.62
9:B:188:ILE:CG2	9:B:188:ILE:O	2.48	0.62

Continued on next page...

Continued from previous page...

Atom-1	Atom-2	Interatomic distance (Å)	Clash overlap (Å)
2:3:122:ILE:HG13	2:3:155:LEU:HD12	1.82	0.62
11:C:162:THR:N	11:C:163:SER:HA	2.15	0.62
3:4:489:LYS:HZ3	3:4:497:GLU:HB2	1.61	0.62
3:4:330:GLY:C	3:4:399:LEU:CD1	2.68	0.62
1:2:526:ASN:HA	1:2:532:SER:HA	1.81	0.62
8:D:267:VAL:N	8:D:268:GLU:HA	2.15	0.61
5:6:908:LYS:HE3	5:6:956:GLU:OE2	1.99	0.61
6:7:491:VAL:HA	6:7:494:THR:HG22	1.81	0.61
9:B:28:PHE:HE1	9:B:68:SER:HB2	1.65	0.61
6:7:659:TYR:CD2	6:7:710:ILE:HD11	2.35	0.61
4:5:369:ILE:HG13	4:5:593:GLU:HG3	1.82	0.61
4:5:730:TYR:CE2	4:5:731:GLN:HG2	2.34	0.61
8:D:162:ASN:HA	8:D:169:ILE:HG23	1.80	0.61
3:4:725:THR:HG21	6:7:657:ASN:HD22	1.64	0.61
3:4:552:PHE:CD1	5:6:740:GLU:OE2	2.53	0.61
3:4:543:GLN:HA	3:4:562:ILE:HD11	1.82	0.61
8:D:218:MET:HA	8:D:220:ASP:N	2.16	0.61
3:4:475:ASP:OD1	3:4:476:VAL:N	2.33	0.61
9:B:50:TRP:N	9:B:51:GLN:OE1	2.33	0.61
4:5:282:LEU:HA	4:5:285:LYS:HE2	1.81	0.61
4:5:62:THR:HG22	4:5:138:ILE:HB	1.82	0.61
2:3:519:VAL:HG12	2:3:520:PHE:HD2	1.51	0.61
3:4:342:MET:HB2	3:4:360:ILE:HD13	1.82	0.61
1:2:703:HIS:HA	5:6:565:LEU:HD22	1.81	0.61
4:5:626:PHE:CG	4:5:653:LEU:HD12	2.36	0.61
10:A:29:LEU:HB2	10:A:119:ASP:OD2	2.00	0.61
9:B:115:LEU:HD11	9:B:152:ARG:NH1	2.14	0.61
3:4:714:GLU:HB3	6:7:665:ILE:CG2	2.29	0.61
6:7:258:ILE:HG22	6:7:258:ILE:O	2.00	0.61
3:4:548:THR:N	3:4:806:GLU:OE2	2.33	0.61
4:5:357:PHE:CE1	4:5:598:LYS:HE2	2.36	0.61
10:A:175:GLN:CG	10:A:181:PHE:HB2	2.31	0.61
3:4:714:GLU:CD	6:7:665:ILE:HG23	2.20	0.61
4:5:258:LEU:HD23	4:5:276:MET:SD	2.41	0.61
5:6:914:ASN:O	5:6:918:ARG:HG3	2.00	0.61
4:5:724:ILE:HG13	4:5:726:TRP:H	1.65	0.61
3:4:449:ARG:CG	3:4:450:GLN:H	2.14	0.61
1:2:338:LYS:HB3	1:2:379:LYS:O	2.01	0.61
2:3:301:LEU:HD21	2:3:320:LEU:HD21	1.83	0.61
6:7:244:ILE:HD11	6:7:318:LEU:HD12	1.83	0.61
2:3:104:ARG:HH22	11:C:86:ASN:HB2	1.65	0.61

Continued on next page...

Continued from previous page...

Atom-1	Atom-2	Interatomic distance (Å)	Clash overlap (Å)
4:5:343:TRP:O	4:5:344:ASN:HB2	1.99	0.61
5:6:953:GLU:O	5:6:956:GLU:HG2	2.01	0.61
6:7:367:LYS:HG2	6:7:371:LEU:CD2	2.30	0.61
5:6:296:ARG:HH12	5:6:360:ARG:NH1	1.98	0.61
11:C:101:ASN:HB2	11:C:102:SER:C	2.21	0.61
2:3:484:VAL:CG1	6:7:486:LYS:H	2.12	0.61
11:C:77:PRO:HB2	11:C:79:MET:HG2	1.81	0.61
2:3:492:GLN:CD	6:7:471:LYS:HE2	2.04	0.61
6:7:580:PRO:HD2	6:7:678:LYS:HA	1.81	0.61
4:5:731:GLN:O	4:5:734:ARG:HB3	2.01	0.61
3:4:338:VAL:H	5:6:375:ARG:HH12	1.48	0.61
3:4:515:ARG:HG2	3:4:517:ASP:OD1	2.01	0.61
4:5:534:LYS:HZ1	4:5:746:LEU:HD11	1.63	0.61
5:6:611:ALA:H	5:6:624:GLU:HG2	1.65	0.61
4:5:177:THR:O	4:5:194:ILE:HG22	2.00	0.61
5:6:399:GLY:HA2	5:6:454:PHE:CZ	2.36	0.60
10:A:175:GLN:CG	10:A:183:LEU:HD21	2.27	0.60
11:C:82:THR:HA	11:C:85:MET:HG2	1.82	0.60
3:4:243:LEU:CD2	3:4:245:ALA:N	2.64	0.60
4:5:372:ASN:HB3	4:5:593:GLU:OE2	2.00	0.60
6:7:543:GLN:O	6:7:545:THR:N	2.33	0.60
1:2:653:ASN:O	1:2:658:ASN:ND2	2.35	0.60
4:5:441:GLY:HA3	4:5:443:GLY:N	2.16	0.60
4:5:178:TYR:CE1	4:5:191:SER:HB2	2.36	0.60
3:4:827:ARG:O	3:4:831:SER:N	2.34	0.60
2:3:201:HIS:NE2	2:3:232:PRO:HD2	2.16	0.60
4:5:714:PHE:O	4:5:717:GLU:HB2	2.00	0.60
6:7:476:ILE:HD13	6:7:638:MET:HE3	1.81	0.60
10:A:54:LEU:HD23	10:A:57:GLN:OE1	2.00	0.60
10:A:149:ILE:HG21	10:A:151:LEU:CG	2.29	0.60
2:3:287:LYS:HD2	4:5:510:THR:HG21	1.81	0.60
8:D:220:ASP:HB3	8:D:221:GLU:HG2	1.82	0.60
2:3:553:ILE:CG2	4:5:630:ARG:HD2	2.30	0.60
4:5:739:ASP:OD2	5:6:697:GLY:CA	2.48	0.60
4:5:708:LEU:HD12	4:5:750:LYS:CD	2.32	0.60
4:5:388:ILE:HD11	4:5:425:LEU:HD21	1.82	0.60
1:2:420:PRO:HB2	1:2:638:THR:HG22	1.83	0.60
1:2:794:ARG:HD3	4:5:565:ASP:HB2	1.81	0.60
1:2:444:PHE:CZ	5:6:380:ILE:CD1	2.75	0.60
1:2:702:SER:HG	5:6:559:THR:HG21	1.65	0.60
8:D:129:MET:SD	9:B:54:THR:HA	2.41	0.60

Continued on next page...

Continued from previous page...

Atom-1	Atom-2	Interatomic distance (Å)	Clash overlap (Å)
4:5:531:ASP:HA	4:5:534:LYS:HD3	1.84	0.60
3:4:758:ILE:HG22	3:4:760:PRO:HD3	1.84	0.60
5:6:794:ARG:H	5:6:795:ILE:HA	1.67	0.60
3:4:729:LEU:HD22	3:4:730:GLU:HA	1.83	0.60
8:D:231:HIS:CA	8:D:274:ILE:HG22	2.31	0.60
8:D:124:LEU:HD21	9:B:84:LYS:HD3	1.83	0.60
6:7:146:ARG:HH22	6:7:304:ALA:HB2	1.67	0.60
6:7:23:ASP:O	6:7:27:THR:OG1	2.20	0.60
10:A:184:ILE:CD1	11:C:74:LEU:CD1	72.79	0.60
2:3:698:THR:CG2	6:7:462:PRO:CG	2.62	0.60
5:6:794:ARG:HB2	5:6:796:THR:N	2.16	0.60
4:5:276:MET:HG2	4:5:328:ILE:HB	1.84	0.60
5:6:915:MET:SD	5:6:940:TYR:CG	2.95	0.60
2:3:553:ILE:HG23	4:5:630:ARG:HD2	1.83	0.60
3:4:559:ARG:NE	3:4:668:ARG:HD3	2.17	0.60
8:D:177:LYS:O	8:D:181:LYS:NZ	2.35	0.60
2:3:300:SER:O	4:5:245:HIS:ND1	2.34	0.60
4:5:182:MET:HE3	4:5:187:ARG:HG3	1.82	0.60
5:6:937:VAL:O	5:6:941:LEU:HG	2.02	0.60
1:2:241:SER:HG	1:2:296:ARG:HG2	1.66	0.60
5:6:778:LYS:HG2	5:6:782:LYS:NZ	2.14	0.60
5:6:811:ALA:HB2	5:6:819:ILE:HD11	1.83	0.60
3:4:493:ASN:O	3:4:494:GLU:HG2	2.01	0.60
1:2:272:ASP:HB2	1:2:293:ILE:O	2.02	0.60
2:3:428:LEU:HB3	2:3:429:ALA:CA	2.32	0.60
4:5:415:LEU:HD11	4:5:555:ILE:HG13	1.82	0.60
2:3:569:HIS:O	4:5:398:LYS:NZ	2.34	0.60
4:5:713:ARG:C	4:5:715:GLU:N	2.52	0.60
3:4:666:ASN:HD22	3:4:668:ARG:NH2	1.97	0.60
3:4:488:ASN:OD1	3:4:489:LYS:N	2.33	0.60
6:7:443:ARG:NH1	6:7:449:LYS:HZ2	2.00	0.60
3:4:717:ASP:OD2	6:7:664:TYR:CE2	2.54	0.60
3:4:688:VAL:O	3:4:691:ASN:N	2.33	0.60
5:6:750:GLN:HA	5:6:753:ARG:NH1	2.16	0.60
10:A:182:ASN:CG	11:C:74:LEU:HD22	72.11	0.60
5:6:124:VAL:CG2	5:6:134:LYS:O	2.49	0.60
4:5:69:ILE:HD11	4:5:73:GLU:HG2	1.82	0.60
8:D:225:ASN:HB3	9:B:193:ARG:CZ	2.32	0.60
2:3:370:SER:OG	4:5:404:MET:SD	2.54	0.59
3:4:735:HIS:HB3	3:4:738:GLN:HG2	1.82	0.59
8:D:71:ARG:NH1	9:B:11:PHE:CD1	2.71	0.59

Continued on next page...

Continued from previous page...

Atom-1	Atom-2	Interatomic distance (Å)	Clash overlap (Å)
1:2:409:ILE:HG22	1:2:411:LEU:CD1	2.32	0.59
5:6:919:LYS:O	5:6:923:VAL:HG23	2.02	0.59
4:5:685:GLN:OE1	4:5:688:THR:OG1	2.20	0.59
6:7:470:LEU:HD21	6:7:564:LEU:HD22	1.84	0.59
1:2:230:ARG:NH1	1:2:243:GLU:OE1	2.36	0.59
4:5:244:ILE:O	4:5:248:SER:OG	2.20	0.59
2:3:734:ARG:O	2:3:738:LEU:N	2.24	0.59
3:4:635:ASP:O	3:4:642:ARG:NH2	2.35	0.59
1:2:264:PRO:HG3	1:2:317:LEU:H	1.67	0.59
6:7:486:LYS:N	6:7:487:GLY:HA3	2.17	0.59
3:4:531:TYR:HE2	3:4:716:ASN:OD1	1.81	0.59
6:7:260:TYR:CE2	6:7:281:LEU:HD11	2.37	0.59
4:5:708:LEU:HD23	4:5:712:ARG:HB2	1.84	0.59
3:4:803:ARG:O	3:4:806:GLU:HG2	2.03	0.59
2:3:272:ARG:HG2	4:5:171:VAL:HG22	1.84	0.59
5:6:610:ALA:HB3	5:6:663:ILE:HD13	1.84	0.59
4:5:355:GLU:CB	10:A:19:LEU:CD2	2.81	0.59
5:6:929:GLU:O	5:6:930:GLU:CG	2.40	0.59
5:6:585:LEU:HD13	5:6:639:ASP:OD1	2.03	0.59
2:3:504:THR:OG1	6:7:348:ILE:CD1	2.51	0.59
3:4:315:ARG:NH1	6:7:251:VAL:H	1.99	0.59
3:4:333:LEU:HD12	3:4:398:LYS:HZ2	1.68	0.59
3:4:321:ASP:HB2	3:4:324:LYS:HD2	1.84	0.59
6:7:434:LEU:HD21	6:7:699:LEU:HD23	1.84	0.59
3:4:303:VAL:HG12	3:4:305:PRO:HD3	1.84	0.59
1:2:384:ASN:OD1	1:2:384:ASN:N	2.34	0.59
2:3:189:THR:HG23	2:3:256:ILE:CD1	2.32	0.59
4:5:35:ILE:HD11	4:5:94:ILE:HG22	1.85	0.59
5:6:553:GLY:O	5:6:812:ARG:NH1	2.36	0.59
8:D:143:TYR:CE2	8:D:147:ARG:HD2	2.38	0.59
2:3:25:VAL:HG13	2:3:128:ALA:HB2	1.83	0.59
4:5:358:LEU:CD2	10:A:15:ARG:NH2	2.53	0.59
4:5:358:LEU:CG	10:A:15:ARG:HH21	2.13	0.59
4:5:725:GLY:C	4:5:728:THR:CG2	2.71	0.59
4:5:755:LEU:HD22	4:5:760:THR:CG2	2.29	0.59
2:3:557:ARG:O	2:3:561:ILE:HG12	2.02	0.59
2:3:95:ARG:HB3	2:3:154:LYS:HB2	1.84	0.59
1:2:508:HIS:HB2	1:2:511:ILE:HG22	1.84	0.59
2:3:520:PHE:CE1	4:5:756:GLU:CG	2.76	0.59
1:2:795:ARG:CB	4:5:560:HIS:HE1	2.09	0.59
4:5:40:LEU:HD22	4:5:45:ILE:HD11	1.85	0.59

Continued on next page...

Continued from previous page...

Atom-1	Atom-2	Interatomic distance (Å)	Clash overlap (Å)
8:D:79:TYR:HB3	8:D:173:ASP:O	2.02	0.59
4:5:549:ARG:HA	4:5:651:ARG:HH21	1.68	0.59
6:7:451:ARG:O	6:7:694:ARG:NH2	2.32	0.59
6:7:454:ILE:HG23	6:7:595:ASP:OD2	2.02	0.59
4:5:369:ILE:HG13	4:5:593:GLU:HG2	1.83	0.59
1:2:796:GLU:OE1	1:2:859:ARG:NE	2.30	0.59
4:5:410:ILE:O	4:5:411:ASN:ND2	2.36	0.59
6:7:526:PHE:HB3	6:7:567:ALA:HB2	1.84	0.59
4:5:358:LEU:CG	10:A:15:ARG:NH2	2.66	0.58
1:2:326:ARG:CD	1:2:637:VAL:CG2	2.76	0.58
6:7:584:ILE:HD12	6:7:681:PHE:HZ	1.68	0.58
5:6:546:GLY:O	5:6:571:ILE:CD1	2.51	0.58
8:D:137:LYS:C	8:D:141:ARG:NH1	2.32	0.58
9:B:160:LEU:HD23	11:C:133:GLN:HE22	1.68	0.58
5:6:561:GLU:N	5:6:562:GLY:HA3	2.18	0.58
6:7:656:VAL:HG12	6:7:710:ILE:CA	2.33	0.58
6:7:440:VAL:HG21	6:7:650:PRO:HD2	1.85	0.58
1:2:306:LEU:CD2	1:2:392:GLU:HB2	2.32	0.58
2:3:672:THR:HG21	2:3:720:THR:HB	1.85	0.58
4:5:663:LEU:HG	4:5:666:LEU:HD12	1.86	0.58
4:5:331:LEU:HD12	4:5:331:LEU:O	2.03	0.58
1:2:546:GLY:CA	5:6:796:THR:CG2	2.76	0.58
5:6:400:VAL:HG21	5:6:455:LEU:HG	1.85	0.58
8:D:203:PRO:HB2	8:D:206:LEU:HB2	1.86	0.58
9:B:59:ALA:HB1	9:B:60:LEU:HB2	1.84	0.58
1:2:268:LEU:HD21	1:2:297:ILE:HD11	1.85	0.58
2:3:441:GLY:HA3	2:3:462:MET:HB3	1.85	0.58
10:A:13:ALA:O	10:A:16:THR:HG22	2.03	0.58
1:2:684:ARG:CB	1:2:685:ASP:CB	2.03	0.58
11:C:27:LEU:HD23	11:C:29:TYR:H	1.67	0.58
2:3:245:TYR:CD2	6:7:356:LEU:HD22	2.39	0.58
4:5:733:LEU:C	4:5:733:LEU:HD23	2.24	0.58
6:7:260:TYR:HE1	6:7:298:LEU:HD22	1.62	0.58
6:7:579:SER:OG	6:7:678:LYS:N	2.36	0.58
9:B:52:LEU:HD12	9:B:53:ILE:H	1.68	0.58
2:3:706:ILE:HD13	6:7:620:HIS:HD2	1.69	0.58
4:5:727:SER:O	4:5:732:THR:HG21	2.04	0.58
3:4:625:ASP:OD1	3:4:668:ARG:HG2	2.04	0.58
9:B:191:LYS:CE	11:C:172:MET:CE	2.80	0.58
10:A:175:GLN:NE2	10:A:199:LEU:HD21	2.14	0.58
4:5:737:PHE:HA	4:5:740:THR:HG21	1.84	0.58

Continued on next page...

Continued from previous page...

Atom-1	Atom-2	Interatomic distance (Å)	Clash overlap (Å)
1:2:302:THR:OG1	1:2:303:ILE:N	2.35	0.58
3:4:795:THR:HG22	5:6:578:SER:HB3	1.86	0.58
3:4:225:TYR:N	3:4:229:GLN:H	2.02	0.58
10:A:175:GLN:OE1	10:A:199:LEU:CD1	2.51	0.58
3:4:531:TYR:CD2	3:4:720:LEU:CG	2.86	0.58
3:4:774:TYR:HB2	3:4:801:MET:HE1	1.86	0.58
6:7:668:ARG:CZ	6:7:684:ALA:O	2.51	0.58
2:3:493:GLN:HE21	2:3:509:ARG:HA	1.68	0.58
3:4:547:GLY:HA3	3:4:560:GLY:HA2	1.85	0.58
6:7:256:GLU:HG3	6:7:257:VAL:HG22	1.86	0.58
2:3:502:ILE:N	6:7:346:GLY:HA2	2.19	0.58
1:2:794:ARG:CD	4:5:565:ASP:OD1	2.50	0.58
9:B:168:LEU:HD11	9:B:189:MET:CE	2.33	0.58
4:5:707:SER:HB2	5:6:946:ASN:HD22	1.69	0.58
4:5:725:GLY:O	4:5:728:THR:CG2	2.51	0.58
5:6:808:GLU:O	5:6:812:ARG:HG2	2.03	0.58
6:7:393:LEU:HD13	6:7:395:SER:HB3	1.86	0.58
5:6:932:THR:HG23	5:6:935:ASP:HB3	1.85	0.58
10:A:185:LYS:HG3	10:A:186:ASP:OD1	2.03	0.57
1:2:303:ILE:HA	1:2:319:ARG:HD2	1.86	0.57
6:7:214:ARG:N	6:7:215:TYR:HA	2.19	0.57
5:6:124:VAL:HG11	5:6:132:VAL:HG23	1.86	0.57
3:4:527:ALA:HB3	3:4:537:LYS:HZ2	1.69	0.57
3:4:833:ILE:HA	3:4:836:TYR:CD2	2.38	0.57
1:2:605:LEU:HD23	1:2:647:ILE:HB	1.85	0.57
1:2:622:GLU:OE2	1:2:626:GLN:NE2	2.37	0.57
5:6:711:LEU:HG	5:6:712:PHE:H	1.69	0.57
4:5:561:ASN:C	4:5:563:GLU:H	2.08	0.57
11:C:25:PRO:HA	11:C:37:PRO:HA	1.86	0.57
2:3:234:GLU:OE1	2:3:239:ASN:C	2.43	0.57
6:7:207:LEU:HD11	6:7:220:ILE:HG22	1.85	0.57
4:5:731:GLN:NE2	4:5:734:ARG:HE	2.02	0.57
3:4:527:ALA:HB1	3:4:530:ILE:HD13	1.86	0.57
5:6:940:TYR:O	5:6:943:GLN:HG2	2.04	0.57
8:D:282:ILE:CD1	8:D:286:LEU:HD13	2.28	0.57
3:4:443:PRO:HB2	3:4:453:LEU:HD22	1.85	0.57
4:5:139:LEU:HD12	4:5:139:LEU:O	2.04	0.57
3:4:401:GLU:HG2	3:4:413:HIS:H	1.69	0.57
10:A:108:ASP:HB3	10:A:109:LEU:CB	2.26	0.57
10:A:175:GLN:OE1	10:A:199:LEU:HD21	2.05	0.57
11:C:47:PRO:HB2	11:C:49:TRP:CD1	2.40	0.57

Continued on next page...

Continued from previous page...

Atom-1	Atom-2	Interatomic distance (Å)	Clash overlap (Å)
10:A:29:LEU:HD21	10:A:96:ILE:HG21	1.85	0.57
1:2:803:PHE:HD2	1:2:805:ILE:O	1.75	0.57
11:C:88:ILE:HB	11:C:127:LEU:HD12	1.87	0.57
2:3:186:VAL:HG22	2:3:258:VAL:HG22	1.85	0.57
2:3:186:VAL:O	4:5:509:ILE:HG22	2.04	0.57
5:6:820:THR:O	5:6:824:ILE:HG12	2.04	0.57
6:7:207:LEU:CD1	6:7:220:ILE:HG22	2.35	0.57
2:3:569:HIS:HE1	4:5:406:LEU:HD22	1.66	0.57
3:4:461:VAL:HG12	3:4:463:VAL:H	1.70	0.57
6:7:255:VAL:HG13	6:7:273:VAL:HG11	1.85	0.57
3:4:477:ASP:OD1	3:4:478:THR:N	2.37	0.57
8:D:57:GLN:HG3	9:B:56:ASP:O	2.04	0.57
2:3:390:GLU:HB2	2:3:509:ARG:HH22	1.68	0.57
4:5:755:LEU:CD2	4:5:760:THR:HG21	2.33	0.57
3:4:703:ASP:OD1	3:4:800:SER:OG	2.08	0.57
2:3:472:ILE:HG21	2:3:475:PHE:HD1	1.68	0.57
4:5:348:MET:CG	11:C:167:LEU:HG	2.32	0.57
8:D:268:GLU:C	8:D:269:LEU:HD22	2.25	0.57
2:3:492:GLN:NE2	6:7:471:LYS:CG	2.68	0.57
6:7:67:LEU:HD22	6:7:126:PRO:HD2	1.87	0.57
4:5:170:SER:O	4:5:254:GLN:NE2	2.37	0.57
2:3:678:VAL:HG21	2:3:723:LYS:HG3	1.86	0.57
3:4:243:LEU:HD23	3:4:244:ASP:C	2.25	0.57
3:4:411:THR:CA	6:7:498:MET:C	2.73	0.57
6:7:541:MET:HB2	6:7:593:ARG:HD3	1.85	0.57
2:3:428:LEU:HB3	2:3:429:ALA:HA	1.85	0.57
3:4:319:PRO:HG2	6:7:309:ALA:HA	1.86	0.57
2:3:23:ASP:OD1	2:3:26:ARG:NH2	2.35	0.57
4:5:437:VAL:HG12	4:5:439:THR:HG23	1.87	0.57
6:7:411:TYR:CE2	6:7:430:LYS:HE2	2.40	0.57
3:4:502:THR:HG22	3:4:503:ASP:H	1.70	0.57
3:4:531:TYR:HB3	3:4:720:LEU:CG	2.34	0.57
4:5:355:GLU:CA	10:A:19:LEU:HD21	2.35	0.57
2:3:39:ARG:HH12	2:3:132:LEU:HD11	1.70	0.57
3:4:338:VAL:N	5:6:375:ARG:HH12	2.02	0.57
5:6:953:GLU:O	5:6:957:GLU:HG2	2.05	0.57
2:3:542:ARG:HH12	2:3:700:ARG:NH1	2.02	0.57
4:5:621:LYS:O	4:5:624:SER:OG	2.21	0.57
5:6:143:MET:HE3	5:6:148:LEU:HB2	1.87	0.57
6:7:9:GLN:O	6:7:10:LEU:HD23	2.04	0.57
10:A:149:ILE:HA	10:A:150:ASP:HB2	1.86	0.57

Continued on next page...

Continued from previous page...

Atom-1	Atom-2	Interatomic distance (Å)	Clash overlap (Å)
10:A:202:GLN:NE2	10:A:204:TYR:CE2	2.73	0.57
4:5:711:ILE:CG1	4:5:743:PHE:CD1	2.84	0.57
3:4:438:THR:HG22	3:4:462:ASP:CB	2.32	0.57
6:7:678:LYS:O	6:7:679:PHE:C	2.43	0.57
9:B:193:ARG:HH11	9:B:197:THR:HG21	1.70	0.57
2:3:177:ASN:ND2	4:5:246:GLU:O	2.38	0.57
4:5:643:ARG:NH1	4:5:692:ALA:HA	2.18	0.57
4:5:278:CYS:SG	4:5:330:ILE:HD12	2.45	0.57
3:4:339:ILE:HG21	5:6:416:LYS:NZ	2.19	0.56
1:2:506:TYR:CZ	1:2:694:ARG:CB	2.82	0.56
1:2:326:ARG:HB2	1:2:637:VAL:CG2	2.35	0.56
1:2:325:THR:HA	1:2:636:ILE:HD12	1.84	0.56
4:5:343:TRP:CG	4:5:344:ASN:N	2.73	0.56
4:5:464:LEU:HD11	4:5:470:VAL:HG21	1.87	0.56
6:7:699:LEU:HB2	6:7:712:ASP:OD1	2.04	0.56
2:3:503:HIS:N	6:7:346:GLY:O	2.39	0.56
2:3:520:PHE:HZ	4:5:756:GLU:OE2	1.87	0.56
4:5:348:MET:HG3	11:C:167:LEU:CG	2.31	0.56
8:D:137:LYS:HG3	10:A:147:VAL:CG1	2.35	0.56
1:2:794:ARG:HB2	4:5:565:ASP:OD2	2.03	0.56
10:A:175:GLN:HE22	10:A:199:LEU:HD21	1.54	0.56
2:3:234:GLU:CD	2:3:239:ASN:O	2.44	0.56
6:7:126:PRO:C	6:7:129:THR:HG22	2.21	0.56
8:D:279:TYR:CE1	8:D:286:LEU:HD22	2.39	0.56
10:A:165:VAL:O	10:A:188:GLN:HA	2.06	0.56
6:7:374:THR:OG1	6:7:375:TYR:N	2.35	0.56
3:4:646:HIS:HA	3:4:701:ARG:NH1	2.21	0.56
4:5:409:ASP:OD1	4:5:410:ILE:HG12	2.06	0.56
6:7:674:GLU:O	6:7:675:MET:HB2	2.05	0.56
9:B:12:SER:HB3	9:B:15:GLU:HG3	1.87	0.56
1:2:208:ALA:HA	1:2:211:LEU:HG	1.88	0.56
10:A:108:ASP:OD2	10:A:177:GLU:CD	2.44	0.56
4:5:588:GLU:O	4:5:592:SER:HB3	2.02	0.56
4:5:721:ARG:O	4:5:722:LEU:HG	2.06	0.56
3:4:419:VAL:HA	3:4:463:VAL:HG23	1.88	0.56
3:4:315:ARG:HH22	6:7:311:GLN:HE22	1.52	0.56
6:7:136:ASP:CG	6:7:137:ASP:N	2.57	0.56
3:4:343:LYS:NZ	3:4:392:ALA:HB3	2.20	0.56
10:A:200:ILE:HD13	10:A:208:ILE:HD11	1.87	0.56
3:4:714:GLU:OE1	6:7:665:ILE:HG23	2.06	0.56
3:4:203:TYR:CG	3:4:204:LYS:N	2.73	0.56

Continued on next page...

Continued from previous page...

Atom-1	Atom-2	Interatomic distance (Å)	Clash overlap (Å)
4:5:178:TYR:HD2	4:5:249:LYS:HZ3	1.52	0.56
5:6:752:ARG:C	5:6:756:LYS:HZ3	2.07	0.56
3:4:440:ARG:HG3	3:4:440:ARG:HH11	1.69	0.56
10:A:166:ARG:HH22	10:A:207:LEU:CD2	2.18	0.56
9:B:184:PHE:HD2	9:B:185:ILE:HD12	1.70	0.56
4:5:733:LEU:HD21	4:5:737:PHE:HD2	1.71	0.56
1:2:213:SER:OG	1:2:217:GLU:OE2	2.10	0.56
4:5:712:ARG:HG2	4:5:755:LEU:CD2	2.35	0.56
3:4:364:VAL:HG21	6:7:299:PHE:CZ	2.40	0.56
2:3:375:ASP:O	2:3:379:LYS:HG3	2.06	0.56
9:B:121:VAL:HG22	9:B:176:LEU:HD12	1.88	0.56
8:D:146:CYS:O	8:D:149:SER:OG	2.16	0.56
3:4:714:GLU:CB	6:7:665:ILE:HG23	2.36	0.56
4:5:713:ARG:O	4:5:715:GLU:N	2.37	0.56
6:7:678:LYS:CG	6:7:679:PHE:H	2.06	0.56
4:5:594:ILE:HG22	4:5:596:ILE:H	1.69	0.56
2:3:367:LEU:HD12	2:3:378:LYS:HB3	1.88	0.56
6:7:223:LYS:O	6:7:225:LEU:N	2.39	0.56
5:6:543:VAL:HG21	5:6:715:ILE:HD11	1.88	0.56
10:A:6:GLY:HA3	10:A:85:CYS:SG	2.45	0.56
3:4:505:ASP:O	3:4:509:ILE:HD12	2.05	0.56
8:D:259:THR:CG2	8:D:269:LEU:HD22	2.27	0.56
1:2:326:ARG:HB3	1:2:637:VAL:HG23	1.82	0.56
6:7:142:ILE:O	6:7:146:ARG:HG2	2.05	0.56
1:2:557:GLU:OE2	1:2:565:PHE:CD1	2.59	0.56
2:3:520:PHE:HZ	4:5:756:GLU:CD	2.08	0.56
8:D:74:PRO:HB3	8:D:226:LYS:HD2	1.88	0.56
2:3:391:LYS:CE	6:7:622:HIS:C	2.66	0.56
10:A:202:GLN:HE21	10:A:204:TYR:HE2	1.53	0.56
3:4:243:LEU:HD23	3:4:245:ALA:N	2.21	0.56
3:4:243:LEU:CD2	3:4:244:ASP:N	2.36	0.56
4:5:258:LEU:HD21	4:5:276:MET:SD	2.46	0.56
3:4:728:TYR:CG	3:4:729:LEU:N	2.73	0.56
4:5:341:SER:O	4:5:345:SER:HB3	2.06	0.56
1:2:404:ARG:NH2	5:6:357:GLN:OE1	2.26	0.56
3:4:337:PRO:HA	5:6:375:ARG:NH1	2.20	0.56
9:B:193:ARG:HG2	9:B:197:THR:HG23	1.88	0.56
10:A:149:ILE:CG2	10:A:151:LEU:CG	2.83	0.56
2:3:255:ARG:O	2:3:256:ILE:HD13	2.05	0.56
6:7:136:ASP:OD1	6:7:137:ASP:N	2.39	0.56
5:6:750:GLN:HA	5:6:753:ARG:HH11	1.69	0.56

Continued on next page...

Continued from previous page...

Atom-1	Atom-2	Interatomic distance (Å)	Clash overlap (Å)
2:3:475:PHE:HB3	2:3:516:ALA:HB2	1.87	0.56
9:B:160:LEU:O	11:C:133:GLN:NE2	2.37	0.55
10:A:173:GLU:OE2	11:C:74:LEU:CD2	72.60	0.55
2:3:558:ASP:HB2	4:5:627:VAL:HG12	1.88	0.55
1:2:326:ARG:HH21	1:2:635:GLY:HA2	1.71	0.55
5:6:558:SER:CB	5:6:559:THR:HA	2.33	0.55
11:C:134:GLU:O	11:C:137:HIS:HB2	2.06	0.55
1:2:504:SER:CA	1:2:698:PHE:CE2	2.88	0.55
2:3:261:MET:HB2	2:3:264:MET:HG2	1.87	0.55
2:3:547:PHE:HE1	2:3:736:ALA:HB2	1.70	0.55
1:2:855:ARG:HG3	1:2:858:ARG:HH21	1.70	0.55
8:D:229:PHE:HE1	8:D:276:VAL:HG21	1.63	0.55
1:2:446:VAL:HG21	5:6:356:TRP:CZ2	2.37	0.55
1:2:215:LEU:HD21	1:2:275:ALA:HA	1.88	0.55
9:B:112:PHE:O	9:B:152:ARG:NH1	2.39	0.55
9:B:50:TRP:N	9:B:51:GLN:HA	2.20	0.55
4:5:675:ARG:HG3	4:5:676:HIS:N	2.21	0.55
8:D:267:VAL:HB	8:D:268:GLU:O	2.07	0.55
2:3:126:GLU:OE1	2:3:155:LEU:HG	2.05	0.55
2:3:671:LEU:HB3	6:7:621:MET:HB2	1.88	0.55
4:5:631:LYS:HE3	4:5:635:ILE:HD11	1.88	0.55
2:3:100:LEU:HB3	2:3:111:TRP:CZ3	2.40	0.55
1:2:338:LYS:H	1:2:380:THR:HG22	1.72	0.55
2:3:425:THR:HA	2:3:657:ARG:HH11	1.70	0.55
6:7:401:VAL:HG13	6:7:641:TYR:HD1	1.71	0.55
2:3:391:LYS:CG	6:7:623:ASN:OD1	2.55	0.55
9:B:160:LEU:HD11	9:B:185:ILE:HD11	1.89	0.55
8:D:216:VAL:HG12	8:D:217:ASN:HA	1.89	0.55
5:6:811:ALA:HB2	5:6:819:ILE:CD1	2.36	0.55
11:C:105:PHE:HD2	11:C:170:GLU:OE1	1.90	0.55
2:3:43:ARG:NH1	2:3:137:ASP:HB3	2.22	0.55
1:2:601:LYS:NZ	1:2:643:ARG:HH11	2.03	0.55
1:2:495:ASP:OD1	1:2:509:ARG:NH2	2.35	0.55
6:7:426:LEU:O	6:7:430:LYS:HB2	2.06	0.55
2:3:113:GLY:HA3	2:3:121:PHE:CE2	2.41	0.55
2:3:690:ASP:HA	2:3:693:LYS:HB2	1.89	0.55
2:3:676:ILE:HG12	6:7:617:THR:HB	1.88	0.55
5:6:517:LYS:O	5:6:521:LYS:HG2	2.07	0.55
6:7:362:GLY:CA	6:7:364:LYS:HG3	2.37	0.55
6:7:421:GLU:HA	6:7:625:GLN:HE22	1.72	0.55
6:7:245:ILE:HA	6:7:315:ILE:HG13	1.89	0.55

Continued on next page...

Continued from previous page...

Atom-1	Atom-2	Interatomic distance (Å)	Clash overlap (Å)
1:2:693:GLU:HA	5:6:774:VAL:CG1	2.37	0.55
2:3:493:GLN:HE21	2:3:509:ARG:CA	2.19	0.55
3:4:709:LEU:HD22	3:4:835:ASP:O	2.06	0.55
5:6:912:MET:SD	5:6:961:ALA:N	2.79	0.55
3:4:717:ASP:OD2	6:7:664:TYR:HE2	1.90	0.55
5:6:966:LYS:O	5:6:969:VAL:HG12	2.07	0.55
10:A:169:LYS:N	10:A:185:LYS:NZ	2.54	0.55
8:D:216:VAL:HG13	8:D:217:ASN:HA	1.89	0.55
8:D:278:ARG:HE	9:B:193:ARG:HD2	1.72	0.55
6:7:257:VAL:HG23	6:7:257:VAL:O	2.07	0.55
2:3:393:LEU:HD21	6:7:619:VAL:CG1	2.37	0.55
10:A:200:ILE:HD12	10:A:208:ILE:HD11	1.87	0.55
1:2:504:SER:CA	1:2:698:PHE:HE2	2.19	0.55
3:4:458:LYS:NZ	5:6:413:PRO:HB3	2.21	0.55
8:D:135:ARG:NH1	9:B:74:TRP:NE1	2.54	0.55
4:5:196:ASN:CB	4:5:197:PHE:CD1	2.79	0.55
5:6:915:MET:SD	5:6:940:TYR:CD1	2.99	0.55
3:4:726:ASN:HA	3:4:728:TYR:HD2	1.70	0.55
4:5:724:ILE:HG13	4:5:725:GLY:N	2.22	0.55
4:5:725:GLY:C	4:5:728:THR:HG23	2.26	0.55
5:6:912:MET:CE	5:6:960:LEU:HB3	2.37	0.55
6:7:441:ASP:OD1	6:7:442:LYS:N	2.40	0.55
2:3:522:GLN:NE2	4:5:637:GLU:OE1	2.39	0.55
8:D:162:ASN:HA	8:D:169:ILE:CG2	2.37	0.55
2:3:201:HIS:ND1	2:3:243:THR:HA	2.22	0.55
2:3:227:THR:N	2:3:228:PRO:HD2	2.22	0.55
4:5:724:ILE:HD12	4:5:726:TRP:HB3	1.88	0.55
2:3:504:THR:HB	6:7:348:ILE:HD11	1.89	0.55
1:2:438:LEU:O	1:2:440:ALA:N	2.39	0.55
3:4:771:VAL:HG21	5:6:728:ALA:HB3	1.86	0.54
6:7:462:PRO:HD3	6:7:573:ARG:HE	1.72	0.54
8:D:211:ASP:OD1	8:D:213:GLU:HA	2.06	0.54
4:5:104:LEU:CD1	4:5:104:LEU:C	2.74	0.54
1:2:580:VAL:HG21	1:2:636:ILE:HG21	1.88	0.54
3:4:445:ARG:NH1	3:4:451:ARG:HA	2.22	0.54
5:6:534:ALA:HB3	5:6:544:LYS:HE2	1.88	0.54
2:3:42:VAL:HG22	2:3:96:ILE:HG12	1.89	0.54
2:3:372:TYR:OH	2:3:561:ILE:O	2.21	0.54
11:C:16:PHE:HZ	11:C:107:LEU:HD21	1.72	0.54
2:3:354:SER:HB3	2:3:717:LEU:HD22	1.89	0.54
2:3:276:VAL:HG11	2:3:294:VAL:HG11	1.89	0.54

Continued on next page...

Continued from previous page...

Atom-1	Atom-2	Interatomic distance (Å)	Clash overlap (Å)
5:6:696:ARG:O	5:6:696:ARG:NH1	2.36	0.54
3:4:244:ASP:HB2	3:4:247:ASN:ND2	2.20	0.54
6:7:71:ALA:CB	6:7:129:THR:HG21	2.35	0.54
1:2:326:ARG:HD3	1:2:637:VAL:CG1	2.35	0.54
6:7:661:VAL:O	6:7:665:ILE:HD12	2.07	0.54
5:6:915:MET:SD	5:6:940:TYR:HB2	2.48	0.54
8:D:132:GLU:HB2	9:B:74:TRP:CH2	2.42	0.54
4:5:577:THR:OG1	4:5:578:GLY:HA2	2.07	0.54
4:5:197:PHE:HE2	4:5:329:LYS:HG2	0.76	0.54
1:2:484:PHE:CE1	1:2:766:TYR:HD1	2.25	0.54
1:2:309:LEU:O	1:2:310:ARG:NH1	2.34	0.54
4:5:38:PHE:CZ	4:5:67:HIS:HB3	2.42	0.54
6:7:421:GLU:HA	6:7:625:GLN:NE2	2.23	0.54
1:2:442:ASN:CG	1:2:444:PHE:H	2.09	0.54
5:6:780:LEU:HD12	5:6:828:TYR:CE1	2.43	0.54
4:5:31:PHE:CG	4:5:90:PHE:HD1	2.25	0.54
3:4:517:ASP:O	3:4:520:SER:OG	2.14	0.54
5:6:601:LYS:HB2	5:6:643:LYS:HB3	1.90	0.54
6:7:676:ASP:O	6:7:677:SER:HB2	2.06	0.54
3:4:352:CYS:SG	5:6:103:VAL:HG22	2.46	0.54
10:A:172:GLY:H	10:A:174:ILE:HG23	1.71	0.54
4:5:588:GLU:O	4:5:592:SER:CA	2.53	0.54
10:A:84:ARG:HD2	11:C:3:TYR:N	2.22	0.54
4:5:708:LEU:HD12	4:5:750:LYS:HD2	1.89	0.54
4:5:91:GLU:O	4:5:94:ILE:HG13	2.07	0.54
5:6:953:GLU:HA	5:6:956:GLU:CD	2.27	0.54
1:2:839:LYS:HZ2	1:2:864:TYR:HA	1.73	0.54
10:A:149:ILE:HG23	10:A:151:LEU:HA	1.79	0.54
4:5:711:ILE:HB	4:5:743:PHE:CE1	2.29	0.54
2:3:171:LEU:HD21	2:3:298:PHE:CZ	2.43	0.54
6:7:353:GLY:HA3	6:7:377:GLU:O	2.07	0.54
10:A:164:ASP:O	10:A:207:LEU:O	2.26	0.54
5:6:940:TYR:HD1	5:6:943:GLN:NE2	2.05	0.54
5:6:776:LYS:HG3	5:6:779:GLU:OE2	2.07	0.54
2:3:555:GLU:HA	4:5:627:VAL:CG1	2.38	0.54
3:4:565:LEU:HB2	3:4:702:PHE:CD2	2.42	0.54
8:D:72:CYS:SG	8:D:293:LEU:HD23	2.48	0.54
6:7:143:LEU:HD21	6:7:197:THR:HG22	1.89	0.54
6:7:459:MET:HB3	6:7:599:LEU:HA	1.90	0.54
4:5:708:LEU:C	4:5:708:LEU:HD23	2.29	0.54
4:5:372:ASN:HB2	4:5:593:GLU:OE2	2.07	0.54

Continued on next page...

Continued from previous page...

Atom-1	Atom-2	Interatomic distance (Å)	Clash overlap (Å)
1:2:339:PHE:HA	1:2:378:GLU:CB	2.37	0.54
6:7:398:GLU:O	6:7:402:MET:HG3	2.08	0.54
6:7:570:LEU:HD13	6:7:585:ASN:HD21	1.73	0.54
3:4:342:MET:HB3	3:4:360:ILE:HD12	1.72	0.54
8:D:91:ILE:HD13	10:A:147:VAL:O	2.08	0.54
2:3:291:ARG:HH12	4:5:512:VAL:C	1.96	0.54
5:6:663:ILE:HD12	5:6:672:LEU:HD12	1.90	0.54
1:2:557:GLU:OE2	1:2:565:PHE:HB2	2.07	0.54
2:3:712:HIS:ND1	2:3:725:ASP:OD1	2.38	0.54
3:4:435:VAL:HG13	3:4:466:VAL:HG22	1.90	0.54
8:D:94:GLN:OE1	9:B:55:THR:CG2	2.56	0.54
6:7:536:ALA:O	6:7:540:VAL:HG23	2.08	0.54
4:5:560:HIS:HB2	4:5:565:ASP:H	1.74	0.53
11:C:83:LYS:CA	11:C:86:ASN:ND2	2.61	0.53
8:D:258:VAL:HG13	8:D:260:ILE:HG13	1.90	0.53
2:3:687:ARG:HH12	2:3:698:THR:HA	1.73	0.53
2:3:492:GLN:NE2	6:7:471:LYS:HE3	0.59	0.53
9:B:115:LEU:HD11	9:B:152:ARG:CZ	2.38	0.53
5:6:611:ALA:N	5:6:624:GLU:OE2	2.41	0.53
4:5:441:GLY:HA3	4:5:443:GLY:H	1.73	0.53
4:5:543:GLN:HE21	4:5:546:ILE:HD11	1.73	0.53
5:6:154:ASP:OD2	5:6:156:GLN:HB3	2.09	0.53
8:D:259:THR:HG21	8:D:268:GLU:HB3	1.90	0.53
8:D:231:HIS:CB	8:D:274:ILE:HG22	2.38	0.53
1:2:517:CYS:SG	1:2:816:ILE:HG23	2.49	0.53
2:3:502:ILE:CG1	6:7:346:GLY:HA2	2.31	0.53
8:D:141:ARG:CD	10:A:149:ILE:HG12	2.39	0.53
3:4:558:TYR:HE2	5:6:735:HIS:HA	1.74	0.53
1:2:794:ARG:CG	4:5:565:ASP:OD2	2.56	0.53
1:2:506:TYR:CD2	1:2:695:LEU:HA	2.43	0.53
6:7:459:MET:HG3	6:7:460:GLY:H	1.73	0.53
4:5:40:LEU:O	4:5:41:ASP:HB2	2.08	0.53
5:6:912:MET:SD	5:6:960:LEU:C	2.87	0.53
3:4:684:PRO:HD2	6:7:588:ALA:HB1	1.88	0.53
3:4:318:ASN:O	3:4:321:ASP:OD1	2.27	0.53
2:3:690:ASP:O	2:3:694:LYS:N	2.40	0.53
2:3:346:ASP:HA	2:3:349:ASN:HD22	1.72	0.53
1:2:560:ALA:HB3	1:2:563:ALA:HB2	1.89	0.53
3:4:657:ALA:HA	3:4:662:ILE:HG23	1.90	0.53
4:5:396:SER:HB3	4:5:661:GLU:HG2	1.91	0.53
4:5:303:SER:O	4:5:303:SER:OG	2.18	0.53

Continued on next page...

Continued from previous page...

Atom-1	Atom-2	Interatomic distance (Å)	Clash overlap (Å)
2:3:484:VAL:HG11	6:7:486:LYS:C	2.29	0.53
9:B:191:LYS:HE2	11:C:172:MET:HE1	1.89	0.53
3:4:331:LEU:HB2	3:4:430:GLY:HA2	1.90	0.53
5:6:603:SER:N	5:6:604:SER:HA	2.24	0.53
4:5:685:GLN:O	4:5:688:THR:OG1	2.27	0.53
3:4:798:LEU:CD2	5:6:728:ALA:HA	2.38	0.53
3:4:245:ALA:HB3	3:4:306:TYR:O	2.08	0.53
4:5:358:LEU:HD21	10:A:19:LEU:HD11	1.89	0.53
3:4:794:THR:HB	5:6:578:SER:OG	2.08	0.53
10:A:27:VAL:HG13	10:A:28:ASN:N	2.22	0.53
3:4:400:GLN:HE21	3:4:412:PRO:HG2	1.73	0.53
5:6:935:ASP:HA	5:6:938:ASP:OD2	2.08	0.53
10:A:37:ILE:O	10:A:41:LEU:HG	2.07	0.53
3:4:387:ASN:ND2	5:6:402:ILE:HG22	2.23	0.53
11:C:5:ASP:OD1	11:C:6:ILE:N	2.41	0.53
2:3:568:THR:CG2	4:5:400:LEU:HD22	2.37	0.53
2:3:558:ASP:HB3	4:5:627:VAL:HG11	1.91	0.53
5:6:919:LYS:HA	5:6:922:GLU:OE2	2.08	0.53
3:4:726:ASN:HA	3:4:728:TYR:HB3	1.89	0.53
1:2:504:SER:O	1:2:698:PHE:CE2	2.58	0.53
4:5:709:SER:O	4:5:712:ARG:HB3	2.09	0.53
3:4:315:ARG:HH22	6:7:311:GLN:NE2	2.06	0.53
6:7:244:ILE:HD11	6:7:318:LEU:CD1	2.38	0.53
1:2:807:VAL:HG11	4:5:568:ILE:HG13	1.90	0.53
1:2:327:ARG:HD2	1:2:386:GLN:HE22	1.74	0.53
2:3:444:ALA:O	2:3:499:LYS:NZ	2.37	0.53
8:D:178:ASP:HA	8:D:181:LYS:HZ1	1.74	0.53
4:5:409:ASP:OD1	4:5:410:ILE:HG23	2.09	0.53
3:4:545:PHE:CE1	3:4:751:ILE:HG12	2.43	0.53
4:5:49:GLN:NE2	4:5:53:ASN:OD1	2.42	0.53
10:A:102:TRP:HZ3	10:A:151:LEU:HD23	1.73	0.53
4:5:379:PHE:HD2	4:5:564:ARG:HD2	1.74	0.53
3:4:488:ASN:O	3:4:489:LYS:HB3	2.09	0.53
2:3:100:LEU:HB2	2:3:159:GLY:HA2	1.89	0.53
5:6:529:LEU:O	5:6:533:ILE:HG13	2.09	0.53
6:7:367:LYS:HG2	6:7:371:LEU:HD23	1.91	0.53
6:7:493:LEU:HD12	6:7:494:THR:N	2.24	0.53
2:3:429:ALA:HB3	2:3:469:VAL:O	2.09	0.53
1:2:793:LEU:HD21	1:2:842:VAL:HG22	1.89	0.53
10:A:172:GLY:HA2	10:A:183:LEU:HB2	1.90	0.53
5:6:776:LYS:NZ	5:6:824:ILE:HG22	2.24	0.53

Continued on next page...

Continued from previous page...

Atom-1	Atom-2	Interatomic distance (Å)	Clash overlap (Å)
9:B:118:ASN:CG	9:B:122:LEU:HD11	2.29	0.53
1:2:327:ARG:HB2	1:2:388:VAL:HG22	1.91	0.53
5:6:540:HIS:C	5:6:542:ALA:H	2.13	0.53
8:D:79:TYR:HD1	8:D:147:ARG:HH12	1.55	0.53
3:4:568:GLY:N	3:4:574:LYS:HZ3	2.07	0.53
5:6:764:ILE:O	5:6:764:ILE:HG13	2.09	0.53
8:D:159:ARG:HH21	8:D:187:SER:HB2	1.74	0.53
4:5:255:PHE:HA	4:5:276:MET:O	2.09	0.53
8:D:254:PRO:C	8:D:255:CYS:SG	2.88	0.53
2:3:440:VAL:HG12	2:3:441:GLY:H	1.73	0.53
8:D:225:ASN:OD1	8:D:278:ARG:HD3	2.08	0.53
3:4:326:ILE:HD12	3:4:439:PHE:HB2	1.91	0.53
1:2:807:VAL:HG11	4:5:568:ILE:CG1	2.38	0.52
10:A:169:LYS:N	10:A:185:LYS:HD3	2.24	0.52
10:A:184:ILE:HD11	11:C:74:LEU:HD12	74.11	0.52
9:B:167:HIS:O	9:B:168:LEU:HD12	2.09	0.52
2:3:698:THR:HB	6:7:463:GLY:CA	2.35	0.52
2:3:275:ASP:OD1	2:3:275:ASP:N	2.38	0.52
2:3:553:ILE:HD11	4:5:631:LYS:N	2.24	0.52
8:D:279:TYR:HE1	8:D:286:LEU:CD2	2.20	0.52
3:4:726:ASN:C	3:4:728:TYR:CB	2.64	0.52
1:2:327:ARG:NH1	1:2:386:GLN:NE2	2.44	0.52
4:5:498:GLU:N	4:5:498:GLU:OE1	2.42	0.52
6:7:601:LEU:HD13	6:7:603:ILE:HD12	1.81	0.52
3:4:338:VAL:N	5:6:375:ARG:NH1	2.55	0.52
4:5:678:ASP:O	4:5:682:ARG:NH1	2.42	0.52
4:5:621:LYS:HG2	4:5:674:GLU:OE2	2.08	0.52
2:3:113:GLY:HA3	2:3:121:PHE:HE2	1.74	0.52
1:2:438:LEU:C	1:2:440:ALA:H	2.12	0.52
5:6:294:VAL:HG13	5:6:359:VAL:HB	1.89	0.52
6:7:404:LEU:HD11	6:7:414:LEU:HD21	1.91	0.52
6:7:484:THR:O	6:7:488:SER:N	2.26	0.52
1:2:809:HIS:HE1	1:2:845:PHE:HB2	1.74	0.52
4:5:369:ILE:O	4:5:593:GLU:HG2	2.09	0.52
11:C:105:PHE:CE1	11:C:128:LEU:HB2	2.45	0.52
6:7:221:SER:HA	6:7:223:LYS:N	2.24	0.52
3:4:354:HIS:CD2	3:4:356:MET:HG2	2.44	0.52
6:7:73:ARG:HH21	6:7:132:ILE:HA	1.74	0.52
9:B:191:LYS:CD	11:C:172:MET:HE1	2.38	0.52
10:A:177:GLU:CG	10:A:178:TYR:CE2	2.92	0.52
6:7:136:ASP:CG	6:7:137:ASP:H	2.12	0.52

Continued on next page...

Continued from previous page...

Atom-1	Atom-2	Interatomic distance (Å)	Clash overlap (Å)
5:6:937:VAL:HG12	5:6:941:LEU:HD11	1.91	0.52
9:B:191:LYS:CE	11:C:172:MET:HE3	2.35	0.52
2:3:391:LYS:CD	6:7:620:HIS:O	2.57	0.52
1:2:795:ARG:HA	1:2:798:ILE:HD12	1.90	0.52
4:5:560:HIS:CD2	4:5:565:ASP:HB3	2.43	0.52
10:A:173:GLU:CB	10:A:183:LEU:N	2.73	0.52
4:5:104:LEU:HD13	4:5:105:SER:CA	2.37	0.52
3:4:448:SER:H	3:4:449:ARG:HB3	1.73	0.52
1:2:235:GLY:HA2	1:2:283:TYR:CE2	2.37	0.52
6:7:538:HIS:HD2	6:7:593:ARG:HE	1.56	0.52
2:3:682:ASN:OD1	2:3:734:ARG:NH1	2.36	0.52
1:2:790:TYR:CG	1:2:810:LEU:HD12	2.45	0.52
6:7:440:VAL:O	6:7:441:ASP:OD1	2.28	0.52
6:7:663:ALA:HB1	6:7:717:LEU:HD21	1.92	0.52
2:3:687:ARG:CZ	6:7:602:ASP:OD2	2.51	0.52
2:3:189:THR:CB	2:3:256:ILE:HD12	2.38	0.52
4:5:339:THR:C	4:5:340:SER:O	2.47	0.52
9:B:25:ILE:CD1	9:B:87:ILE:CD1	2.80	0.52
2:3:389:VAL:HG12	2:3:390:GLU:N	2.14	0.52
2:3:569:HIS:CG	4:5:398:LYS:HG3	2.45	0.52
8:D:94:GLN:OE1	9:B:55:THR:HG23	2.09	0.52
3:4:291:TYR:HB3	3:4:296:ILE:HG21	1.91	0.52
2:3:519:VAL:HG11	2:3:520:PHE:CD2	2.40	0.52
8:D:216:VAL:HG13	8:D:217:ASN:CA	2.40	0.52
6:7:18:PHE:CE1	6:7:119:ARG:NH1	2.78	0.52
2:3:257:THR:HA	2:3:275:ASP:HA	1.91	0.52
4:5:733:LEU:O	4:5:737:PHE:HB2	2.10	0.52
3:4:552:PHE:CA	5:6:737:LYS:HZ3	2.23	0.52
5:6:174:TYR:HB3	5:6:285:GLY:O	2.10	0.52
6:7:265:CYS:SG	6:7:288:GLU:HB3	2.50	0.52
10:A:177:GLU:HG3	10:A:178:TYR:CE2	2.45	0.52
10:A:170:ASP:HB3	10:A:204:TYR:CD1	2.44	0.52
2:3:466:ASP:OD1	2:3:467:ARG:N	2.43	0.52
2:3:171:LEU:C	2:3:172:THR:HG22	2.30	0.52
1:2:387:ARG:NH1	4:5:323:ILE:HD11	2.22	0.52
9:B:112:PHE:HB3	9:B:152:ARG:HH12	1.75	0.52
3:4:735:HIS:HB3	3:4:738:GLN:CG	2.40	0.52
3:4:339:ILE:HG21	5:6:416:LYS:HZ1	1.75	0.52
4:5:86:ILE:O	4:5:89:LEU:N	2.43	0.52
2:3:168:PRO:HG2	2:3:260:GLU:HB3	1.91	0.52
10:A:47:LEU:HD11	10:A:78:CYS:HB3	1.91	0.52

Continued on next page...

Continued from previous page...

Atom-1	Atom-2	Interatomic distance (Å)	Clash overlap (Å)
5:6:362:GLN:HB2	5:6:376:THR:HG22	1.90	0.52
9:B:188:ILE:HG23	9:B:192:LEU:HD11	1.89	0.52
3:4:531:TYR:HD2	3:4:720:LEU:HB2	1.54	0.52
2:3:476:ASP:OD1	2:3:477:LYS:N	2.43	0.52
6:7:209:GLN:HB3	6:7:212:ALA:HB2	1.92	0.52
3:4:458:LYS:HZ3	5:6:413:PRO:HB3	1.74	0.52
2:3:250:PHE:HB2	6:7:232:GLY:O	2.09	0.52
1:2:253:LYS:HB3	1:2:255:ILE:HG22	1.91	0.52
2:3:502:ILE:N	6:7:346:GLY:CA	2.72	0.51
10:A:173:GLU:O	10:A:173:GLU:HG2	2.09	0.51
4:5:601:ARG:O	4:5:604:THR:OG1	2.27	0.51
4:5:726:TRP:O	4:5:728:THR:HG22	2.10	0.51
2:3:176:LEU:HA	2:3:298:PHE:CD2	2.36	0.51
2:3:100:LEU:HB3	2:3:111:TRP:HZ3	1.75	0.51
6:7:541:MET:HB2	6:7:593:ARG:HH11	1.75	0.51
1:2:527:VAL:O	1:2:530:LYS:N	2.43	0.51
4:5:204:THR:HG22	4:5:205:VAL:HG23	1.91	0.51
11:C:25:PRO:HG3	11:C:37:PRO:HB3	1.91	0.51
8:D:211:ASP:CG	8:D:213:GLU:HB3	2.20	0.51
4:5:258:LEU:HD21	4:5:276:MET:HE3	1.91	0.51
3:4:307:ASN:H	3:4:436:THR:HG21	1.75	0.51
8:D:193:LEU:HD11	10:A:127:GLU:OE2	2.10	0.51
4:5:149:ARG:HD3	4:5:260:GLU:OE2	2.10	0.51
1:2:326:ARG:HD2	1:2:637:VAL:HG22	1.89	0.51
10:A:32:TYR:HA	10:A:93:ARG:HH22	1.74	0.51
4:5:535:SER:OG	4:5:538:ASP:OD2	2.21	0.51
6:7:108:GLN:OE1	6:7:237:GLN:NE2	2.38	0.51
4:5:197:PHE:HZ	4:5:329:LYS:HZ2	0.57	0.51
8:D:141:ARG:NE	10:A:149:ILE:CG1	2.70	0.51
2:3:558:ASP:CB	4:5:627:VAL:HG12	2.39	0.51
4:5:740:THR:O	4:5:742:ARG:HG2	2.09	0.51
1:2:551:GLN:NE2	5:6:563:ILE:CG2	2.58	0.51
10:A:30:PRO:O	10:A:122:ASN:ND2	2.43	0.51
4:5:575:ILE:O	4:5:575:ILE:HG22	2.11	0.51
4:5:259:GLN:NE2	4:5:271:PRO:HG2	2.19	0.51
2:3:372:TYR:CE2	2:3:561:ILE:HG23	2.46	0.51
10:A:77:LEU:HD21	11:C:53:ILE:HD11	1.93	0.51
9:B:188:ILE:CD1	11:C:132:ALA:HB2	2.39	0.51
11:C:138:HIS:ND1	11:C:162:THR:O	2.43	0.51
6:7:656:VAL:O	6:7:660:VAL:HG23	2.11	0.51
9:B:24:PRO:HB2	9:B:70:GLU:OE2	2.10	0.51

Continued on next page...

Continued from previous page...

Atom-1	Atom-2	Interatomic distance (Å)	Clash overlap (Å)
8:D:225:ASN:HB3	9:B:193:ARG:NH1	2.25	0.51
10:A:162:PHE:HD1	10:A:192:GLN:HA	1.75	0.51
6:7:446:ASP:HB2	6:7:447:GLY:HA2	1.92	0.51
1:2:805:ILE:H	1:2:805:ILE:HD12	1.74	0.51
9:B:187:GLU:OE1	11:C:176:ILE:CG2	2.40	0.51
1:2:703:HIS:CG	5:6:804:ILE:HG21	2.43	0.51
5:6:335:ASN:N	5:6:338:CYS:H	2.07	0.51
1:2:856:GLN:NE2	1:2:859:ARG:HH21	2.08	0.51
4:5:69:ILE:HD12	4:5:73:GLU:HA	1.93	0.51
2:3:422:VAL:O	2:3:426:ALA:HB2	2.10	0.51
4:5:655:ALA:O	4:5:659:ILE:HD12	2.10	0.51
1:2:459:ARG:HA	1:2:460:GLU:HB2	1.92	0.51
3:4:558:TYR:CE2	5:6:735:HIS:CG	2.90	0.51
9:B:188:ILE:HD13	11:C:132:ALA:CB	2.39	0.51
8:D:214:GLY:HA2	8:D:216:VAL:HA	1.92	0.51
1:2:689:GLU:O	1:2:693:GLU:HB2	2.11	0.51
1:2:216:LEU:CD1	1:2:217:GLU:OE1	2.58	0.51
10:A:23:SER:OG	10:A:24:ASN:CA	2.59	0.51
2:3:491:GLU:CD	2:3:700:ARG:HH22	2.14	0.51
10:A:135:CYS:HA	10:A:138:ILE:HG22	1.93	0.51
1:2:320:VAL:HG21	1:2:451:ILE:HD13	1.93	0.51
6:7:396:ASP:O	6:7:399:GLU:HB3	2.11	0.51
1:2:790:TYR:CD1	1:2:810:LEU:HD12	2.46	0.51
5:6:793:TYR:O	5:6:794:ARG:NH1	2.40	0.51
5:6:775:GLU:HA	5:6:778:LYS:HB3	1.93	0.51
1:2:300:PHE:H	1:2:319:ARG:HH11	1.59	0.51
6:7:667:LEU:O	6:7:670:ASP:OD1	2.29	0.51
1:2:520:PHE:CD1	1:2:767:ILE:HG22	2.46	0.51
5:6:919:LYS:O	5:6:922:GLU:HG2	2.11	0.51
3:4:449:ARG:C	3:4:451:ARG:H	2.14	0.51
9:B:51:GLN:H	9:B:52:LEU:HA	1.76	0.51
1:2:333:GLN:HB2	1:2:385:TYR:HB2	1.92	0.51
3:4:197:PHE:HZ	3:4:247:ASN:HB3	1.76	0.51
5:6:609:THR:HG22	5:6:610:ALA:N	2.25	0.51
6:7:400:ARG:HB3	6:7:637:LYS:NZ	2.26	0.51
3:4:712:VAL:O	3:4:712:VAL:HG12	2.11	0.51
6:7:244:ILE:CD1	6:7:318:LEU:HD12	2.41	0.50
4:5:136:GLN:HE22	4:5:282:LEU:HG	1.75	0.50
10:A:108:ASP:CG	10:A:198:ARG:HD3	2.31	0.50
5:6:566:ARG:HH12	5:6:656:MET:C	2.04	0.50
1:2:481:GLU:O	1:2:485:ARG:HG2	2.10	0.50

Continued on next page...

Continued from previous page...

Atom-1	Atom-2	Interatomic distance (Å)	Clash overlap (Å)
10:A:100:MET:SD	10:A:117:GLN:HG2	2.52	0.50
10:A:109:LEU:HG	10:A:111:SER:HB3	1.94	0.50
11:C:72:VAL:HG12	11:C:74:LEU:H	1.76	0.50
10:A:77:LEU:HD11	11:C:53:ILE:HD11	1.92	0.50
1:2:423:GLU:HB2	1:2:459:ARG:HD3	1.93	0.50
3:4:345:ALA:O	3:4:357:ALA:HB1	2.11	0.50
5:6:274:HIS:ND1	5:6:288:LEU:HD11	2.26	0.50
6:7:619:VAL:HG22	6:7:622:HIS:O	2.11	0.50
1:2:703:HIS:HB2	5:6:804:ILE:CD1	2.14	0.50
2:3:389:VAL:H	2:3:714:LYS:NZ	2.10	0.50
4:5:607:ARG:HA	4:5:665:LYS:CE	2.42	0.50
3:4:335:SER:HB3	3:4:395:GLN:NE2	2.27	0.50
5:6:763:PRO:HG3	5:6:812:ARG:HD3	1.92	0.50
1:2:435:ASP:N	1:2:436:GLY:HA3	2.26	0.50
3:4:491:ASP:OD1	3:4:492:HIS:N	2.42	0.50
4:5:355:GLU:HG3	10:A:19:LEU:CD2	2.41	0.50
1:2:486:LYS:O	1:2:489:ARG:HG2	2.11	0.50
3:4:769:GLU:HA	3:4:772:ARG:HG2	1.93	0.50
4:5:348:MET:HE2	11:C:167:LEU:HD11	1.94	0.50
10:A:134:TYR:O	10:A:137:LEU:HB3	2.12	0.50
4:5:560:HIS:CA	4:5:564:ARG:HB3	2.41	0.50
8:D:279:TYR:CE1	8:D:286:LEU:HD21	2.46	0.50
6:7:298:LEU:HD12	6:7:298:LEU:C	2.32	0.50
3:4:322:ILE:HA	3:4:439:PHE:HD2	1.76	0.50
10:A:124:SER:OG	10:A:127:GLU:HG2	2.12	0.50
6:7:689:LEU:O	6:7:692:ILE:HG22	2.11	0.50
10:A:177:GLU:HG3	10:A:178:TYR:HE2	1.75	0.50
1:2:294:HIS:CD2	1:2:296:ARG:HH12	2.29	0.50
2:3:683:TYR:CZ	2:3:687:ARG:HD2	2.46	0.50
2:3:698:THR:HG21	6:7:462:PRO:CG	2.35	0.50
5:6:943:GLN:HG3	5:6:944:LYS:N	2.26	0.50
2:3:263:GLU:HB3	4:5:514:ASN:HB2	1.92	0.50
2:3:403:ILE:HD11	2:3:707:ARG:HB3	1.93	0.50
1:2:853:VAL:O	1:2:856:GLN:HB3	2.12	0.50
6:7:362:GLY:HA3	6:7:364:LYS:NZ	2.27	0.50
3:4:823:GLN:OE1	3:4:823:GLN:N	2.44	0.50
4:5:677:VAL:O	4:5:681:ILE:HD12	2.12	0.50
2:3:669:PRO:HG2	2:3:710:THR:HG23	1.93	0.50
3:4:342:MET:C	3:4:360:ILE:HD12	2.32	0.50
6:7:354:ILE:O	6:7:376:LEU:HD12	2.12	0.50
1:2:696:ALA:CA	5:6:800:LEU:CD2	2.85	0.50

Continued on next page...

Continued from previous page...

Atom-1	Atom-2	Interatomic distance (Å)	Clash overlap (Å)
2:3:411:PRO:O	2:3:412:SER:OG	2.20	0.50
1:2:815:ARG:O	1:2:818:GLU:HG2	2.11	0.50
6:7:409:ASP:OD2	6:7:412:ASN:HB3	2.12	0.50
5:6:105:ASP:O	5:6:108:GLY:N	2.41	0.50
4:5:138:ILE:CG2	4:5:332:GLY:HA3	2.28	0.50
10:A:173:GLU:HB3	10:A:182:ASN:C	2.31	0.50
5:6:942:LEU:HA	5:6:945:GLU:OE1	2.12	0.50
2:3:464:LEU:CD2	6:7:322:VAL:O	2.59	0.50
3:4:407:PRO:HG2	3:4:410:GLN:HB3	1.94	0.50
1:2:601:LYS:HZ2	1:2:643:ARG:HD2	1.76	0.50
2:3:704:THR:HA	2:3:707:ARG:HH11	1.77	0.50
6:7:371:LEU:O	6:7:371:LEU:HG	2.11	0.50
5:6:546:GLY:O	5:6:571:ILE:HD12	2.11	0.50
6:7:436:LEU:HD21	6:7:473:ILE:HG23	1.93	0.50
4:5:358:LEU:C	4:5:358:LEU:HD12	2.33	0.50
5:6:777:TYR:CE1	5:6:800:LEU:HB2	2.47	0.50
8:D:231:HIS:HB2	8:D:274:ILE:HG22	1.93	0.50
2:3:372:TYR:OH	2:3:564:HIS:HB3	2.12	0.50
4:5:87:ILE:HD12	4:5:297:ILE:HD11	1.94	0.49
1:2:795:ARG:HA	4:5:560:HIS:HE1	1.76	0.49
6:7:456:VAL:HB	6:7:564:LEU:HG	1.93	0.49
3:4:319:PRO:HG2	6:7:309:ALA:CA	2.41	0.49
3:4:343:LYS:HZ1	3:4:392:ALA:HB3	1.76	0.49
3:4:239:SER:OG	3:4:240:ASN:N	2.40	0.49
5:6:194:PRO:O	5:6:261:ARG:NH2	2.44	0.49
10:A:167:VAL:C	10:A:168:LEU:HD22	2.32	0.49
4:5:570:ASN:CA	4:5:573:ILE:CD1	2.87	0.49
3:4:202:LYS:CB	3:4:203:TYR:HB3	2.39	0.49
6:7:584:ILE:HD12	6:7:681:PHE:CZ	2.48	0.49
10:A:41:LEU:HA	10:A:44:VAL:HG12	1.95	0.49
5:6:701:MET:HB2	5:6:705:ILE:HD11	1.94	0.49
8:D:266:GLU:CB	8:D:268:GLU:HG3	2.41	0.49
2:3:289:GLY:H	4:5:509:ILE:HG22	1.73	0.49
1:2:543:GLY:HA3	1:2:549:LYS:CD	2.37	0.49
4:5:413:LEU:HD11	4:5:550:PHE:CD2	2.47	0.49
4:5:369:ILE:HG12	4:5:593:GLU:HG2	1.93	0.49
1:2:306:LEU:CD2	1:2:404:ARG:O	2.60	0.49
2:3:435:ARG:NH1	2:3:477:LYS:O	2.45	0.49
1:2:846:VAL:O	1:2:853:VAL:HG21	2.12	0.49
9:B:60:LEU:HD12	9:B:61:ASN:H	1.77	0.49
5:6:653:HIS:NE2	5:6:704:PRO:HB2	2.28	0.49

Continued on next page...

Continued from previous page...

Atom-1	Atom-2	Interatomic distance (Å)	Clash overlap (Å)
8:D:98:ILE:HA	8:D:101:ILE:HG22	1.94	0.49
8:D:59:ASP:HA	8:D:83:LEU:HD11	1.95	0.49
9:B:187:GLU:CD	11:C:176:ILE:HG21	2.19	0.49
9:B:160:LEU:O	9:B:163:LEU:HG	2.12	0.49
2:3:698:THR:CB	6:7:463:GLY:HA3	2.36	0.49
2:3:187:THR:CB	4:5:509:ILE:HD13	2.42	0.49
4:5:733:LEU:HD22	4:5:748:LEU:CD1	2.42	0.49
4:5:359:GLN:HG2	4:5:362:ARG:HH21	1.77	0.49
4:5:481:GLU:HB3	4:5:484:LYS:HB2	1.94	0.49
6:7:460:GLY:HA3	6:7:600:MET:O	2.13	0.49
3:4:438:THR:CG2	3:4:462:ASP:CB	2.89	0.49
6:7:258:ILE:H	6:7:305:SER:CB	2.25	0.49
6:7:255:VAL:HG23	6:7:258:ILE:HG12	1.94	0.49
1:2:481:GLU:HA	1:2:484:PHE:HB3	1.93	0.49
5:6:547:ILE:HD11	5:6:584:PHE:HB3	1.94	0.49
4:5:629:ILE:HG23	4:5:633:LEU:HD12	1.93	0.49
2:3:97:ILE:HA	2:3:156:SER:OG	2.11	0.49
2:3:406:LEU:HB3	2:3:546:LEU:HD23	1.94	0.49
1:2:430:TYR:OH	1:2:449:THR:HG22	2.13	0.49
1:2:790:TYR:CD2	4:5:565:ASP:OD1	2.62	0.49
4:5:359:GLN:HA	4:5:362:ARG:HE	1.78	0.49
4:5:34:PHE:HD1	4:5:71:TYR:CD2	2.30	0.49
1:2:306:LEU:HD23	1:2:404:ARG:O	2.12	0.49
3:4:352:CYS:N	3:4:353:ASP:HA	2.27	0.49
2:3:374:HIS:HE1	2:3:549:VAL:HG11	1.76	0.49
6:7:529:MET:HE1	6:7:537:ILE:HD12	1.95	0.49
8:D:164:ASP:O	8:D:169:ILE:HD11	2.13	0.49
4:5:708:LEU:HD12	4:5:750:LYS:HD3	1.93	0.49
3:4:569:ASP:O	3:4:572:THR:OG1	2.19	0.49
6:7:678:LYS:O	6:7:679:PHE:O	2.30	0.49
2:3:172:THR:CG2	2:3:172:THR:O	2.58	0.49
5:6:153:ILE:HD11	5:6:267:PHE:CD1	2.48	0.49
1:2:509:ARG:O	1:2:513:THR:OG1	2.21	0.49
3:4:521:LEU:O	3:4:524:ARG:HG2	2.13	0.49
3:4:600:GLY:HA2	3:4:604:TYR:HE1	1.77	0.49
3:4:346:PHE:CE2	3:4:348:LYS:HG3	2.47	0.49
5:6:840:VAL:HG13	5:6:925:ARG:HH21	1.78	0.49
6:7:458:LEU:HD23	6:7:598:PHE:HB2	1.94	0.49
2:3:187:THR:HB	4:5:509:ILE:HD13	1.94	0.49
3:4:448:SER:HB3	3:4:449:ARG:HB3	1.94	0.49
1:2:840:VAL:O	1:2:843:ASP:OD1	2.30	0.49

Continued on next page...

Continued from previous page...

Atom-1	Atom-2	Interatomic distance (Å)	Clash overlap (Å)
9:B:121:VAL:HG13	11:C:190:TRP:CH2	2.46	0.49
6:7:362:GLY:HA2	6:7:364:LYS:HG3	1.93	0.49
5:6:406:ASP:HB2	5:6:451:LYS:HZ2	1.78	0.49
3:4:587:ARG:HD2	3:4:625:ASP:O	2.13	0.49
10:A:23:SER:OG	10:A:25:GLN:N	2.45	0.49
9:B:14:GLU:HG2	9:B:17:GLN:HE21	1.78	0.49
6:7:441:ASP:HB3	6:7:452:GLY:HA2	1.95	0.49
6:7:237:GLN:O	6:7:239:ILE:HG23	2.13	0.49
5:6:167:ALA:O	5:6:171:SER:OG	2.19	0.49
3:4:821:ASP:C	3:4:821:ASP:OD1	2.51	0.49
4:5:197:PHE:CE2	4:5:329:LYS:HE3	2.30	0.49
4:5:338:GLU:N	4:5:339:THR:HA	2.28	0.49
2:3:569:HIS:CE1	4:5:406:LEU:CD2	2.91	0.49
5:6:575:GLY:C	5:6:581:LYS:HZ1	2.08	0.49
4:5:407:ARG:O	4:5:658:ARG:HD3	2.13	0.49
3:4:497:GLU:HG3	3:4:498:VAL:N	2.28	0.49
3:4:242:ASN:HA	3:4:304:ARG:HB2	1.95	0.49
6:7:397:VAL:HA	6:7:400:ARG:HH21	1.78	0.49
1:2:264:PRO:HG3	1:2:317:LEU:N	2.28	0.49
1:2:427:THR:OG1	1:2:454:ASN:HB3	2.12	0.49
4:5:158:LYS:O	4:5:160:VAL:HG23	2.12	0.49
2:3:480:ASP:O	2:3:484:VAL:HG23	2.12	0.49
10:A:65:ASP:OD2	10:A:67:VAL:HB	2.13	0.49
1:2:327:ARG:HH12	4:5:272:ARG:HH21	1.60	0.49
2:3:262:PRO:HG3	4:5:513:LEU:HB2	1.95	0.49
3:4:809:ALA:HB2	3:4:817:VAL:HG23	1.94	0.49
6:7:394:THR:HG23	6:7:398:GLU:OE2	2.13	0.49
6:7:395:SER:C	6:7:397:VAL:H	2.15	0.49
2:3:427:SER:O	2:3:428:LEU:HB2	2.13	0.49
3:4:545:PHE:HE1	3:4:751:ILE:HG23	1.77	0.49
2:3:447:THR:HB	2:3:448:THR:HG22	1.95	0.49
1:2:597:VAL:HG23	1:2:629:ILE:HD12	1.94	0.49
2:3:414:ALA:O	2:3:418:LEU:N	2.41	0.49
2:3:393:LEU:HD23	6:7:623:ASN:HA	1.94	0.48
10:A:168:LEU:HD21	10:A:206:GLN:CG	2.40	0.48
4:5:355:GLU:CB	10:A:19:LEU:HD21	2.42	0.48
8:D:211:ASP:CG	8:D:213:GLU:HA	2.33	0.48
1:2:216:LEU:HD12	1:2:217:GLU:CB	2.43	0.48
9:B:177:GLU:O	9:B:181:LEU:HG	2.12	0.48
3:4:531:TYR:HB3	3:4:720:LEU:CD1	2.44	0.48
6:7:459:MET:HG3	6:7:569:PRO:HG3	1.95	0.48

Continued on next page...

Continued from previous page...

Atom-1	Atom-2	Interatomic distance (Å)	Clash overlap (Å)
1:2:504:SER:HA	1:2:698:PHE:HZ	1.77	0.48
6:7:102:LEU:O	6:7:105:ALA:N	2.46	0.48
6:7:116:LEU:O	6:7:119:ARG:HG2	2.13	0.48
5:6:288:LEU:O	5:6:290:ILE:HD12	2.12	0.48
2:3:393:LEU:CD2	6:7:623:ASN:HA	2.43	0.48
1:2:656:ARG:HB3	5:6:794:ARG:NE	2.28	0.48
3:4:714:GLU:OE2	6:7:669:GLN:HB2	2.12	0.48
3:4:635:ASP:OD2	3:4:675:ALA:HB1	2.13	0.48
1:2:767:ILE:HG13	1:2:768:HIS:N	2.29	0.48
11:C:187:THR:O	11:C:191:MET:HG2	2.13	0.48
2:3:202:TYR:CE2	6:7:14:TYR:HD2	2.31	0.48
6:7:723:SER:OG	6:7:724:LYS:N	2.44	0.48
2:3:501:GLY:C	6:7:346:GLY:CA	2.81	0.48
1:2:794:ARG:O	1:2:797:SER:OG	2.30	0.48
8:D:270:THR:HG1	8:D:275:TYR:HE2	1.60	0.48
4:5:711:ILE:HG13	4:5:743:PHE:CD1	2.45	0.48
5:6:559:THR:HG23	5:6:565:LEU:HD23	1.95	0.48
5:6:909:TYR:O	5:6:913:MET:HG2	2.14	0.48
5:6:603:SER:H	5:6:604:SER:HA	1.78	0.48
3:4:505:ASP:OD1	3:4:505:ASP:N	2.46	0.48
5:6:154:ASP:OD1	5:6:269:ASN:HB3	2.13	0.48
10:A:135:CYS:O	10:A:139:THR:HG23	2.13	0.48
9:B:29:PRO:O	9:B:65:ALA:HA	2.14	0.48
6:7:17:LEU:O	6:7:21:ILE:HG13	2.13	0.48
10:A:175:GLN:CB	10:A:181:PHE:HB2	2.44	0.48
2:3:122:ILE:HG23	2:3:221:LEU:CD1	2.11	0.48
5:6:924:ASP:HA	5:6:927:GLY:O	2.14	0.48
2:3:199:SER:HB3	2:3:212:ARG:HB3	1.94	0.48
4:5:40:LEU:CD2	4:5:45:ILE:HD11	2.43	0.48
4:5:739:ASP:HB3	5:6:697:GLY:CA	2.43	0.48
6:7:260:TYR:CG	6:7:298:LEU:HD13	2.48	0.48
3:4:409:GLY:O	6:7:498:MET:O	2.31	0.48
6:7:357:PRO:HB3	6:7:372:THR:HB	1.94	0.48
1:2:435:ASP:HB3	1:2:447:PHE:HD1	1.77	0.48
6:7:476:ILE:HG21	6:7:638:MET:HE3	1.94	0.48
8:D:79:TYR:HD1	8:D:147:ARG:NH1	2.12	0.48
3:4:440:ARG:HG3	3:4:440:ARG:NH1	2.29	0.48
9:B:30:ARG:NH2	9:B:86:SER:OG	2.46	0.48
1:2:705:ARG:O	1:2:706:SER:HB2	2.13	0.48
3:4:241:LEU:HD23	3:4:243:LEU:H	1.78	0.48
4:5:733:LEU:O	4:5:733:LEU:HD23	2.14	0.48

Continued on next page...

Continued from previous page...

Atom-1	Atom-2	Interatomic distance (Å)	Clash overlap (Å)
1:2:689:GLU:O	1:2:693:GLU:CB	2.61	0.48
5:6:767:LYS:HG2	5:6:769:ALA:H	1.78	0.48
1:2:216:LEU:CD1	1:2:217:GLU:HB3	2.44	0.48
10:A:106:GLY:N	10:A:107:LEU:HB2	2.19	0.48
4:5:464:LEU:HD12	4:5:513:LEU:HD22	1.95	0.48
2:3:317:PHE:CE2	4:5:176:ALA:HB2	2.46	0.48
1:2:601:LYS:HZ1	1:2:643:ARG:NH1	2.11	0.48
9:B:51:GLN:N	9:B:52:LEU:HA	2.28	0.48
8:D:72:CYS:SG	8:D:228:VAL:HB	2.54	0.48
2:3:151:HIS:CG	2:3:152:PRO:HD2	2.48	0.48
5:6:612:VAL:HG23	5:6:623:ILE:HA	1.96	0.48
10:A:177:GLU:C	10:A:178:TYR:CD2	2.86	0.48
10:A:178:TYR:OH	10:A:198:ARG:NE	2.47	0.48
8:D:234:GLY:O	8:D:256:TYR:OH	2.29	0.48
1:2:216:LEU:HD12	1:2:217:GLU:CA	2.43	0.48
3:4:762:ILE:HD11	5:6:732:VAL:HG11	1.95	0.48
5:6:134:LYS:HG2	5:6:137:ARG:HG3	1.96	0.48
2:3:163:ALA:HB2	11:C:91:ASP:OD2	2.14	0.48
9:B:80:LYS:HE3	9:B:130:ALA:HA	1.96	0.48
1:2:428:GLY:HA3	1:2:453:ALA:HA	1.95	0.48
10:A:173:GLU:CB	10:A:183:LEU:H	2.27	0.48
1:2:325:THR:OG1	1:2:389:THR:O	2.31	0.48
4:5:735:ARG:HA	4:5:738:VAL:CG1	2.43	0.48
6:7:636:SER:HA	6:7:639:ARG:HH21	1.77	0.48
3:4:321:ASP:OD1	3:4:321:ASP:O	2.32	0.48
3:4:234:ARG:HD2	3:4:283:LEU:HD21	1.96	0.48
9:B:21:GLU:HA	9:B:73:LEU:HD23	1.95	0.48
5:6:379:VAL:CG2	5:6:454:PHE:CD2	2.93	0.48
1:2:794:ARG:HH11	4:5:564:ARG:HH12	1.62	0.48
10:A:171:ALA:HA	10:A:172:GLY:HA3	1.62	0.48
5:6:945:GLU:O	5:6:948:LEU:CD2	2.62	0.48
3:4:778:ARG:HG3	5:6:719:CYS:SG	2.54	0.48
3:4:306:TYR:HB3	3:4:465:HIS:CD2	2.48	0.48
10:A:15:ARG:NH1	10:A:30:PRO:HG2	2.13	0.48
4:5:570:ASN:CA	4:5:573:ILE:HD12	2.44	0.48
3:4:409:GLY:HA3	6:7:498:MET:CE	2.43	0.48
5:6:791:SER:OG	5:6:839:ASP:OD1	2.17	0.48
3:4:775:VAL:HG22	5:6:724:ASP:CB	2.44	0.48
5:6:912:MET:SD	5:6:960:LEU:HB3	2.53	0.48
3:4:527:ALA:HB3	3:4:537:LYS:HZ3	1.78	0.48
1:2:811:GLU:OE1	1:2:815:ARG:NH1	2.45	0.48

Continued on next page...

Continued from previous page...

Atom-1	Atom-2	Interatomic distance (Å)	Clash overlap (Å)
6:7:628:LEU:N	6:7:629:ASP:HA	2.29	0.48
4:5:489:ASP:O	4:5:493:ILE:HG12	2.14	0.48
6:7:21:ILE:HD13	6:7:117:PHE:HA	1.95	0.48
9:B:191:LYS:CE	11:C:172:MET:HE1	2.43	0.48
10:A:175:GLN:NE2	10:A:199:LEU:CD1	2.77	0.48
10:A:166:ARG:HH22	10:A:207:LEU:HD22	1.77	0.48
9:B:160:LEU:HD23	11:C:133:GLN:NE2	2.27	0.48
8:D:259:THR:OG1	8:D:260:ILE:N	2.47	0.48
1:2:326:ARG:HD2	1:2:637:VAL:CG2	2.44	0.48
8:D:211:ASP:HB2	8:D:219:ILE:HD11	1.96	0.48
5:6:776:LYS:HZ3	5:6:824:ILE:C	2.17	0.48
1:2:325:THR:CG2	1:2:636:ILE:HD13	2.35	0.48
3:4:557:ARG:NH1	3:4:668:ARG:HH21	2.10	0.48
3:4:351:VAL:HA	3:4:352:CYS:HA	1.56	0.48
10:A:169:LYS:N	10:A:185:LYS:CD	2.76	0.47
9:B:160:LEU:HD21	9:B:184:PHE:HE2	1.79	0.47
5:6:794:ARG:HB2	5:6:795:ILE:C	2.35	0.47
8:D:215:SER:HA	8:D:216:VAL:HA	1.66	0.47
5:6:922:GLU:HG3	5:6:923:VAL:N	2.29	0.47
5:6:780:LEU:HD12	5:6:828:TYR:HE1	1.78	0.47
3:4:448:SER:HB3	3:4:449:ARG:CB	2.43	0.47
5:6:336:PRO:HA	5:6:337:SER:HA	1.48	0.47
1:2:426:VAL:HG12	1:2:456:ILE:HD13	1.95	0.47
6:7:103:VAL:O	6:7:107:GLN:HG2	2.14	0.47
2:3:524:ASP:O	2:3:532:ASN:ND2	2.47	0.47
3:4:245:ALA:HA	3:4:246:ARG:HA	1.61	0.47
1:2:327:ARG:HH22	4:5:272:ARG:HH21	1.62	0.47
2:3:390:GLU:HG2	2:3:509:ARG:NH1	2.29	0.47
6:7:260:TYR:CZ	6:7:269:VAL:HB	2.48	0.47
5:6:597:TYR:HD1	5:6:637:CYS:SG	2.37	0.47
3:4:762:ILE:O	3:4:817:VAL:HG12	2.14	0.47
2:3:94:HIS:HB3	2:3:153:TRP:CE3	2.49	0.47
1:2:816:ILE:O	1:2:819:SER:OG	2.16	0.47
3:4:585:THR:HG21	3:4:628:VAL:H	1.78	0.47
5:6:369:PRO:C	5:6:372:SER:OG	2.52	0.47
3:4:764:GLU:OE1	3:4:764:GLU:HA	2.14	0.47
6:7:580:PRO:HD2	6:7:678:LYS:CA	2.42	0.47
1:2:335:LYS:HG3	1:2:383:ARG:HB3	1.95	0.47
2:3:468:GLY:O	2:3:511:SER:OG	2.27	0.47
2:3:680:VAL:CG2	6:7:613:ALA:CB	2.83	0.47
8:D:216:VAL:CG1	8:D:219:ILE:HB	2.44	0.47

Continued on next page...

Continued from previous page...

Atom-1	Atom-2	Interatomic distance (Å)	Clash overlap (Å)
6:7:228:ARG:NH1	6:7:323:PRO:HD2	2.29	0.47
4:5:412:VAL:HB	4:5:520:LEU:HG	1.96	0.47
2:3:347:ILE:HG12	2:3:351:ASN:HD21	1.79	0.47
6:7:451:ARG:HA	6:7:452:GLY:HA3	1.62	0.47
1:2:576:LEU:HD23	1:2:595:ALA:HB3	1.97	0.47
3:4:656:ILE:HG23	3:4:658:LYS:HG2	1.97	0.47
1:2:359:ILE:HA	1:2:360:ARG:HA	1.65	0.47
1:2:805:ILE:HD11	1:2:845:PHE:CZ	2.50	0.47
2:3:680:VAL:CG2	6:7:613:ALA:HB1	2.17	0.47
1:2:326:ARG:HD3	1:2:637:VAL:CG2	2.43	0.47
5:6:777:TYR:CD1	5:6:800:LEU:HB2	2.50	0.47
8:D:216:VAL:CG1	8:D:218:MET:H	2.26	0.47
6:7:370:LEU:C	6:7:370:LEU:HD13	2.31	0.47
4:5:369:ILE:HG12	4:5:593:GLU:CG	2.44	0.47
1:2:339:PHE:HZ	1:2:348:LEU:HB2	1.79	0.47
1:2:334:LEU:HD11	4:5:324:ARG:NE	2.29	0.47
4:5:28:ILE:HG12	4:5:93:ALA:HB2	1.97	0.47
5:6:403:VAL:HG11	5:6:450:TYR:HB3	1.96	0.47
11:C:135:LEU:HD11	11:C:169:LEU:HD21	1.96	0.47
5:6:349:THR:HG23	5:6:350:ARG:NH1	2.28	0.47
2:3:670:GLN:HE22	2:3:719:LYS:NZ	2.12	0.47
11:C:22:TYR:OH	11:C:69:VAL:HB	2.14	0.47
8:D:145:ARG:HH22	10:A:102:TRP:HB3	1.79	0.47
10:A:147:VAL:CG1	10:A:149:ILE:HG13	2.45	0.47
6:7:421:GLU:C	6:7:625:GLN:HE22	2.16	0.47
9:B:116:PRO:O	9:B:117:TRP:HB3	2.12	0.47
2:3:289:GLY:CA	4:5:511:THR:H	2.21	0.47
4:5:426:LEU:HD23	4:5:426:LEU:HA	1.59	0.47
2:3:569:HIS:HE1	4:5:406:LEU:CD2	2.28	0.47
5:6:601:LYS:HA	5:6:644:MET:HG2	1.96	0.47
3:4:688:VAL:HG12	3:4:692:ILE:HD11	1.96	0.47
6:7:570:LEU:HB2	6:7:585:ASN:HD21	1.79	0.47
8:D:94:GLN:HE21	8:D:133:LEU:HG	1.80	0.47
6:7:414:LEU:O	6:7:418:ILE:HD12	2.15	0.47
10:A:47:LEU:HD22	10:A:79:MET:SD	2.54	0.47
3:4:444:ILE:HD11	3:4:454:LYS:HD2	1.97	0.47
2:3:655:PHE:HA	2:3:658:LYS:NZ	2.29	0.47
8:D:168:LEU:HD11	8:D:171:LEU:HD12	1.96	0.47
5:6:390:LYS:HA	5:6:391:PRO:HD3	1.78	0.47
4:5:138:ILE:HG12	4:5:282:LEU:HD21	1.96	0.47
1:2:684:ARG:HB3	1:2:685:ASP:CA	2.21	0.47

Continued on next page...

Continued from previous page...

Atom-1	Atom-2	Interatomic distance (Å)	Clash overlap (Å)
8:D:226:LYS:HG3	9:B:190:ASP:OD2	2.14	0.47
1:2:795:ARG:N	4:5:560:HIS:HE1	2.12	0.47
8:D:169:ILE:CG2	8:D:170:SER:N	2.58	0.47
1:2:549:LYS:NZ	1:2:651:ASN:OD1	2.47	0.47
5:6:916:ILE:O	5:6:920:ILE:HG12	2.15	0.47
5:6:356:TRP:HB2	5:6:381:LEU:O	2.15	0.47
4:5:754:ALA:C	4:5:758:HIS:CD2	2.88	0.47
1:2:839:LYS:HZ3	1:2:864:TYR:HA	1.79	0.47
6:7:670:ASP:HA	6:7:673:ARG:HG2	1.97	0.47
6:7:331:LEU:HD11	6:7:355:PHE:CE1	2.48	0.47
9:B:53:ILE:HD12	9:B:53:ILE:H	1.80	0.47
8:D:83:LEU:O	8:D:86:ARG:HG2	2.14	0.47
2:3:151:HIS:ND1	2:3:152:PRO:HD2	2.29	0.47
5:6:162:GLU:HG3	5:6:165:ALA:HB3	1.97	0.47
5:6:768:GLU:OE1	5:6:768:GLU:N	2.47	0.47
5:6:328:THR:HA	5:6:329:GLU:HA	1.62	0.47
1:2:616:ASP:O	1:2:619:SER:OG	2.15	0.47
6:7:18:PHE:HA	6:7:21:ILE:HD12	1.97	0.47
3:4:531:TYR:OH	3:4:716:ASN:OD1	2.32	0.47
4:5:707:SER:O	4:5:711:ILE:HG22	2.15	0.47
2:3:460:GLY:O	2:3:464:LEU:HG	2.15	0.47
4:5:728:THR:HA	4:5:732:THR:CB	2.44	0.47
5:6:908:LYS:HB3	5:6:960:LEU:HD13	1.96	0.47
2:3:342:LEU:O	2:3:346:ASP:HB2	2.14	0.47
4:5:148:LEU:CD2	4:5:260:GLU:HB3	2.45	0.47
2:3:422:VAL:HG11	2:3:513:ILE:HD12	1.96	0.47
5:6:840:VAL:HG13	5:6:925:ARG:HE	1.79	0.47
6:7:685:THR:HB	6:7:686:PRO:HD2	1.97	0.47
5:6:906:TYR:CD2	5:6:910:VAL:HG23	2.50	0.47
8:D:227:PHE:HD2	9:B:190:ASP:OD1	1.98	0.47
8:D:137:LYS:O	8:D:141:ARG:HG3	2.15	0.47
11:C:123:VAL:HG12	11:C:124:VAL:N	2.30	0.47
3:4:531:TYR:CB	3:4:720:LEU:HG	2.40	0.47
8:D:211:ASP:OD1	8:D:213:GLU:CA	2.62	0.47
3:4:552:PHE:CG	5:6:740:GLU:OE2	2.68	0.47
4:5:757:LYS:NZ	4:5:758:HIS:CE1	2.83	0.47
1:2:861:PHE:O	1:2:864:TYR:HB3	2.15	0.47
5:6:568:ASP:OD1	5:6:677:SER:HB3	2.14	0.47
6:7:380:PHE:HE2	6:7:382:ARG:HB2	1.80	0.47
9:B:102:ILE:HG23	9:B:148:LEU:HD12	1.97	0.47
2:3:178:LYS:O	2:3:180:VAL:HG23	2.14	0.47

Continued on next page...

Continued from previous page...

Atom-1	Atom-2	Interatomic distance (Å)	Clash overlap (Å)
3:4:818:GLU:HG3	3:4:820:GLU:H	1.80	0.47
3:4:375:ASP:HA	3:4:376:CYS:O	2.15	0.47
5:6:579:THR:HG23	5:6:717:ASP:OD2	2.15	0.47
9:B:184:PHE:CE1	9:B:188:ILE:HD12	2.50	0.47
1:2:703:HIS:ND1	5:6:804:ILE:CD1	2.78	0.47
3:4:729:LEU:HA	3:4:730:GLU:C	2.35	0.47
2:3:409:GLY:H	2:3:415:LYS:HZ3	1.62	0.47
4:5:739:ASP:HB3	5:6:697:GLY:HA2	1.97	0.47
4:5:270:MET:SD	4:5:271:PRO:HD2	2.55	0.47
4:5:153:SER:O	4:5:155:HIS:N	2.34	0.47
2:3:137:ASP:HA	2:3:138:ASP:HA	1.59	0.47
6:7:570:LEU:HB2	6:7:585:ASN:ND2	2.30	0.47
5:6:326:LYS:H	5:6:327:TYR:HA	1.80	0.47
1:2:769:TYR:CZ	1:2:773:LYS:HD3	2.50	0.47
6:7:264:GLN:HB2	6:7:289:CYS:SG	2.55	0.47
4:5:733:LEU:HG	4:5:737:PHE:CD2	2.50	0.46
5:6:136:TYR:O	5:6:140:ILE:CD1	2.43	0.46
5:6:923:VAL:O	5:6:927:GLY:N	2.47	0.46
5:6:944:LYS:HD2	5:6:947:ASP:OD2	2.15	0.46
4:5:54:ILE:HG22	4:5:135:PHE:CZ	2.51	0.46
2:3:700:ARG:O	2:3:704:THR:HG23	2.15	0.46
11:C:131:ARG:HA	11:C:131:ARG:HD3	1.71	0.46
1:2:240:GLU:O	1:2:293:ILE:HG23	2.15	0.46
4:5:673:GLN:OE1	4:5:675:ARG:NH2	2.47	0.46
2:3:260:GLU:OE2	2:3:271:PRO:HA	2.15	0.46
4:5:22:ASP:O	4:5:26:GLU:HG2	2.15	0.46
3:4:743:PRO:HG2	3:4:747:LEU:HD23	1.96	0.46
1:2:785:LYS:HG3	1:2:788:ARG:HH21	1.80	0.46
1:2:785:LYS:HG3	1:2:788:ARG:NH2	2.29	0.46
6:7:484:THR:HG23	6:7:487:GLY:CA	2.44	0.46
11:C:139:ALA:HB1	11:C:184:TYR:CE2	2.51	0.46
6:7:110:ALA:C	6:7:354:ILE:HD13	2.34	0.46
5:6:778:LYS:C	5:6:782:LYS:NZ	2.67	0.46
4:5:342:ILE:N	4:5:343:TRP:O	2.48	0.46
3:4:411:THR:CB	6:7:498:MET:C	2.82	0.46
8:D:206:LEU:HB3	10:A:83:LYS:HZ1	1.78	0.46
10:A:138:ILE:HD12	10:A:141:LEU:HB2	1.96	0.46
6:7:18:PHE:CZ	6:7:119:ARG:NH1	2.83	0.46
8:D:258:VAL:HA	8:D:259:THR:OG1	2.14	0.46
2:3:555:GLU:O	2:3:558:ASP:HB3	2.15	0.46
4:5:554:PHE:CE1	4:5:687:SER:HB2	2.46	0.46

Continued on next page...

Continued from previous page...

Atom-1	Atom-2	Interatomic distance (Å)	Clash overlap (Å)
4:5:570:ASN:HA	4:5:573:ILE:HD12	1.94	0.46
4:5:708:LEU:CD1	4:5:750:LYS:CD	2.93	0.46
4:5:708:LEU:CD1	4:5:750:LYS:HD2	2.45	0.46
3:4:315:ARG:HH12	6:7:251:VAL:N	2.06	0.46
3:4:563:ASN:HD22	3:4:649:MET:CE	2.27	0.46
4:5:357:PHE:HE1	4:5:598:LYS:HE2	1.79	0.46
11:C:101:ASN:H	11:C:102:SER:HA	1.81	0.46
1:2:767:ILE:HG13	1:2:768:HIS:H	1.81	0.46
4:5:620:GLU:O	4:5:623:SER:OG	2.22	0.46
3:4:578:LEU:HD22	3:4:630:CYS:HB3	1.96	0.46
9:B:173:LEU:CD1	9:B:177:GLU:OE1	2.60	0.46
1:2:409:ILE:HG22	1:2:411:LEU:HD11	1.97	0.46
8:D:218:MET:HA	8:D:219:ILE:C	2.36	0.46
1:2:693:GLU:HB2	5:6:778:LYS:HZ1	1.80	0.46
4:5:59:TYR:CD1	4:5:135:PHE:HE1	2.28	0.46
10:A:5:LEU:HD11	10:A:36:ILE:HD11	1.96	0.46
6:7:67:LEU:HD11	6:7:121:ILE:HG23	1.98	0.46
5:6:804:ILE:O	5:6:807:SER:OG	2.21	0.46
9:B:157:LEU:HD23	9:B:157:LEU:O	2.16	0.46
4:5:717:GLU:HA	4:5:721:ARG:HB3	1.98	0.46
2:3:166:LEU:C	2:3:166:LEU:CD1	2.83	0.46
1:2:404:ARG:NH1	5:6:300:VAL:HG23	2.30	0.46
3:4:331:LEU:O	3:4:399:LEU:HD12	2.15	0.46
4:5:68:LEU:CD2	4:5:76:TYR:HB2	2.46	0.46
3:4:641:THR:O	3:4:642:ARG:HB2	2.16	0.46
4:5:561:ASN:O	4:5:563:GLU:N	2.48	0.46
3:4:693:ASP:CG	3:4:694:LEU:H	2.19	0.46
6:7:227:VAL:HB	6:7:317:GLU:OE2	2.16	0.46
6:7:206:PRO:HG3	6:7:352:THR:HG21	1.98	0.46
8:D:275:TYR:CE1	9:B:169:GLN:HA	2.50	0.46
4:5:413:LEU:HD23	4:5:415:LEU:HD23	1.98	0.46
5:6:769:ALA:O	5:6:772:TYR:HB3	2.16	0.46
2:3:199:SER:HB2	2:3:214:TYR:CE2	2.51	0.46
8:D:200:LYS:H	8:D:201:TYR:C	2.18	0.46
4:5:549:ARG:HG2	4:5:651:ARG:NH2	2.31	0.46
2:3:346:ASP:O	2:3:350:ILE:HD12	2.14	0.46
4:5:558:ASP:OD1	4:5:558:ASP:N	2.43	0.46
2:3:484:VAL:HG21	6:7:486:LYS:HB2	0.47	0.46
6:7:17:LEU:CG	6:7:102:LEU:HD21	2.40	0.46
1:2:294:HIS:CD2	1:2:296:ARG:NH1	2.84	0.46
10:A:167:VAL:HG11	10:A:185:LYS:CA	2.33	0.46

Continued on next page...

Continued from previous page...

Atom-1	Atom-2	Interatomic distance (Å)	Clash overlap (Å)
10:A:73:PHE:CZ	11:C:57:VAL:HG21	2.51	0.46
11:C:88:ILE:HG22	11:C:95:LEU:HD13	1.98	0.46
4:5:274:LEU:HD12	4:5:328:ILE:HD11	1.96	0.46
4:5:722:LEU:CD1	4:5:728:THR:HG21	2.45	0.46
2:3:345:PHE:HE1	2:3:348:ARG:HH21	1.64	0.46
9:B:13:PRO:O	9:B:16:ILE:HG12	2.16	0.46
10:A:161:ALA:O	10:A:193:GLN:HB2	2.16	0.46
4:5:50:LEU:HD13	4:5:61:LEU:HD12	1.98	0.46
2:3:393:LEU:HD21	6:7:619:VAL:HG11	1.97	0.46
4:5:733:LEU:CD2	4:5:737:PHE:HD2	2.29	0.46
5:6:566:ARG:HA	5:6:567:GLY:HA3	1.72	0.46
10:A:93:ARG:HG3	10:A:97:LEU:HD11	1.98	0.46
3:4:419:VAL:O	3:4:420:TYR:CG	2.68	0.46
9:B:72:VAL:O	9:B:75:ILE:HG12	2.15	0.46
8:D:79:TYR:CE1	8:D:176:SER:HB2	2.51	0.46
10:A:129:GLU:HA	10:A:132:LYS:HE3	1.98	0.46
1:2:674:LEU:HD21	1:2:680:LEU:HD21	1.97	0.46
5:6:730:HIS:O	5:6:733:ASP:HB2	2.16	0.46
3:4:438:THR:O	3:4:438:THR:HG23	2.15	0.46
5:6:732:VAL:O	5:6:736:MET:HG2	2.16	0.46
4:5:549:ARG:HG2	4:5:651:ARG:HH22	1.80	0.46
1:2:569:GLN:CD	1:2:613:ASN:HD22	2.18	0.46
1:2:433:ASN:HB2	1:2:434:TYR:HB3	1.97	0.46
4:5:83:PRO:HB2	4:5:297:ILE:CD1	2.46	0.46
2:3:189:THR:HG23	2:3:256:ILE:HD11	1.97	0.46
3:4:727:LEU:N	3:4:728:TYR:CB	2.72	0.46
2:3:467:ARG:NH2	2:3:509:ARG:NH1	2.64	0.46
5:6:335:ASN:N	5:6:337:SER:HA	2.29	0.46
9:B:112:PHE:CE1	9:B:156:VAL:HG22	2.51	0.46
3:4:509:ILE:HG13	3:4:746:PHE:CZ	2.51	0.46
2:3:294:VAL:HG12	2:3:295:VAL:O	2.16	0.46
3:4:519:TYR:CZ	3:4:538:LYS:HD3	2.51	0.46
8:D:229:PHE:CD2	9:B:178:ILE:HG23	2.52	0.45
2:3:189:THR:HA	2:3:256:ILE:HD13	1.83	0.45
10:A:188:GLN:O	10:A:188:GLN:HG3	2.15	0.45
3:4:411:THR:N	6:7:498:MET:C	2.69	0.45
6:7:601:LEU:HD21	6:7:727:LEU:HA	1.97	0.45
6:7:261:THR:N	6:7:299:PHE:O	2.37	0.45
2:3:314:LEU:CD2	4:5:277:THR:HG21	2.45	0.45
3:4:719:GLU:O	3:4:723:HIS:ND1	2.48	0.45
2:3:166:LEU:HD13	2:3:167:SER:O	2.15	0.45

Continued on next page...

Continued from previous page...

Atom-1	Atom-2	Interatomic distance (Å)	Clash overlap (Å)
9:B:115:LEU:HD22	9:B:119:TRP:CD1	2.52	0.45
6:7:581:LEU:HB2	6:7:681:PHE:CE1	2.52	0.45
8:D:71:ARG:NH1	9:B:11:PHE:HD1	2.14	0.45
3:4:388:ARG:HH22	5:6:176:ARG:HB2	1.81	0.45
1:2:660:THR:O	1:2:850:LYS:HG3	2.16	0.45
6:7:516:ALA:O	6:7:561:THR:HG22	2.16	0.45
2:3:484:VAL:CG1	6:7:487:GLY:N	2.79	0.45
5:6:942:LEU:O	5:6:945:GLU:HG2	2.15	0.45
2:3:234:GLU:OE2	2:3:240:LYS:HD2	2.16	0.45
2:3:488:GLU:OE2	2:3:492:GLN:HG2	2.16	0.45
4:5:626:PHE:HZ	4:5:630:ARG:HH21	1.63	0.45
10:A:165:VAL:HG13	10:A:205:LEU:HB3	1.46	0.45
5:6:398:THR:O	5:6:456:ALA:HA	2.17	0.45
6:7:222:SER:O	6:7:222:SER:OG	2.33	0.45
3:4:769:GLU:OE2	3:4:823:GLN:HG3	2.15	0.45
5:6:537:VAL:HG11	5:6:584:PHE:CE1	2.51	0.45
8:D:174:LEU:HG	8:D:175:LEU:HD12	1.99	0.45
5:6:802:SER:O	5:6:805:ARG:HG2	2.16	0.45
11:C:172:MET:HG3	11:C:173:GLU:N	2.31	0.45
10:A:175:GLN:CD	10:A:199:LEU:CD2	2.82	0.45
3:4:714:GLU:OE1	6:7:665:ILE:CG2	2.65	0.45
4:5:31:PHE:CG	4:5:90:PHE:CD1	3.04	0.45
6:7:217:LYS:HG3	6:7:218:LYS:H	1.82	0.45
3:4:338:VAL:HG23	5:6:375:ARG:NH1	2.24	0.45
4:5:151:LEU:HA	4:5:155:HIS:NE2	2.32	0.45
1:2:537:ILE:HG23	1:2:678:ASP:OD2	2.17	0.45
1:2:601:LYS:HZ1	1:2:643:ARG:HD2	1.81	0.45
3:4:758:ILE:HD13	3:4:813:LEU:HA	1.98	0.45
3:4:688:VAL:O	3:4:692:ILE:HD12	2.16	0.45
6:7:709:ASP:O	6:7:712:ASP:HB3	2.16	0.45
4:5:663:LEU:HA	4:5:666:LEU:HD12	1.99	0.45
5:6:537:VAL:HG11	5:6:584:PHE:CZ	2.51	0.45
1:2:493:ILE:HG13	1:2:494:ILE:N	2.32	0.45
9:B:165:GLU:HA	9:B:166:SER:HA	1.34	0.45
6:7:546:ILE:HD12	6:7:557:LEU:HD11	1.99	0.45
6:7:580:PRO:HD2	6:7:678:LYS:C	2.37	0.45
5:6:956:GLU:O	5:6:960:LEU:CG	2.65	0.45
2:3:163:ALA:HB3	2:3:164:HIS:ND1	2.31	0.45
2:3:277:ILE:HD12	2:3:320:LEU:HD13	1.98	0.45
8:D:232:VAL:HA	8:D:291:VAL:HG23	1.99	0.45
4:5:62:THR:HA	4:5:138:ILE:O	2.17	0.45

Continued on next page...

Continued from previous page...

Atom-1	Atom-2	Interatomic distance (Å)	Clash overlap (Å)
11:C:50:LEU:O	11:C:54:LEU:HG	2.16	0.45
8:D:257:THR:O	8:D:269:LEU:HB2	2.16	0.45
5:6:355:ASP:HB3	5:6:356:TRP:HA	1.97	0.45
5:6:400:VAL:CG2	5:6:455:LEU:HG	2.47	0.45
1:2:387:ARG:HH12	4:5:323:ILE:CD1	2.28	0.45
5:6:603:SER:OG	5:6:644:MET:SD	2.74	0.45
6:7:135:LYS:HB2	6:7:141:VAL:CG1	2.46	0.45
1:2:811:GLU:CD	1:2:815:ARG:NH1	2.70	0.45
6:7:399:GLU:OE2	6:7:403:GLU:OE2	2.35	0.45
3:4:696:PRO:N	3:4:697:PRO:HD2	2.31	0.45
6:7:252:LYS:HB3	6:7:252:LYS:HE3	1.84	0.45
8:D:148:LEU:HD22	8:D:182:TYR:CD2	2.51	0.45
2:3:484:VAL:HG11	6:7:487:GLY:N	2.31	0.45
5:6:379:VAL:HA	5:6:454:PHE:O	2.17	0.45
10:A:102:TRP:NE1	10:A:134:TYR:OH	2.50	0.45
10:A:169:LYS:H	10:A:185:LYS:NZ	2.14	0.45
11:C:117:GLU:CD	11:C:120:LEU:HD23	2.37	0.45
3:4:771:VAL:HG22	5:6:728:ALA:HB2	1.79	0.45
2:3:254:GLN:NE2	2:3:256:ILE:HD11	2.31	0.45
2:3:255:ARG:NH2	2:3:275:ASP:OD2	2.49	0.45
4:5:358:LEU:HD22	10:A:15:ARG:CG	2.47	0.45
8:D:224:TRP:HB3	8:D:280:GLU:HB2	1.98	0.45
4:5:633:LEU:HB2	4:5:648:ILE:HD11	1.98	0.45
4:5:320:GLY:HA2	4:5:321:VAL:HA	1.71	0.45
10:A:173:GLU:OE1	11:C:74:LEU:HD22	71.02	0.45
4:5:722:LEU:HA	4:5:723:PRO:HD2	1.83	0.45
11:C:105:PHE:HE1	11:C:128:LEU:HB2	1.81	0.45
6:7:495:ALA:HA	6:7:510:GLY:HA2	1.99	0.45
5:6:533:ILE:HD13	5:6:548:LEU:HD13	1.98	0.45
6:7:349:VAL:HG21	6:7:381:VAL:HG13	1.99	0.45
6:7:480:GLY:HA2	6:7:520:ILE:O	2.16	0.45
4:5:486:ARG:O	4:5:490:ARG:HB2	2.16	0.45
10:A:169:LYS:CA	10:A:185:LYS:CD	2.85	0.45
2:3:289:GLY:HA3	4:5:509:ILE:HB	1.93	0.45
4:5:355:GLU:CB	10:A:19:LEU:HD22	2.47	0.45
2:3:197:ILE:CD1	2:3:251:ILE:HB	2.44	0.45
5:6:122:PHE:HB2	5:6:124:VAL:N	2.31	0.45
4:5:249:LYS:C	4:5:250:PHE:HD1	2.19	0.45
5:6:369:PRO:C	5:6:372:SER:HG	2.20	0.45
10:A:168:LEU:CG	10:A:206:GLN:CB	2.80	0.45
11:C:129:LEU:HD23	11:C:129:LEU:C	2.36	0.45

Continued on next page...

Continued from previous page...

Atom-1	Atom-2	Interatomic distance (Å)	Clash overlap (Å)
2:3:189:THR:HG23	2:3:256:ILE:HD12	1.98	0.45
4:5:707:SER:HB2	5:6:946:ASN:ND2	2.31	0.45
1:2:656:ARG:HG3	1:2:657:TYR:N	2.32	0.45
3:4:714:GLU:CG	6:7:665:ILE:HG23	2.46	0.45
6:7:282:SER:O	6:7:298:LEU:HD21	2.16	0.45
3:4:572:THR:O	3:4:573:SER:OG	2.18	0.45
5:6:644:MET:HB3	5:6:648:ASP:OD2	2.16	0.45
2:3:94:HIS:HB3	2:3:153:TRP:CZ3	2.52	0.45
3:4:649:MET:HB3	3:4:701:ARG:HD3	1.99	0.45
5:6:932:THR:O	5:6:935:ASP:CG	2.55	0.45
3:4:735:HIS:CG	3:4:738:GLN:HG3	2.52	0.45
9:B:11:PHE:HB2	9:B:179:ASN:ND2	2.32	0.45
5:6:156:GLN:O	5:6:160:MET:HG2	2.17	0.45
6:7:606:ARG:O	6:7:610:GLU:HG2	2.17	0.45
2:3:391:LYS:HD2	6:7:620:HIS:O	2.16	0.44
10:A:182:ASN:O	10:A:184:ILE:HG12	2.17	0.44
2:3:122:ILE:HG22	2:3:123:PRO:CD	2.46	0.44
2:3:569:HIS:O	4:5:398:LYS:HE2	2.16	0.44
6:7:601:LEU:HD12	6:7:603:ILE:HD12	1.98	0.44
1:2:435:ASP:HB3	1:2:447:PHE:CD1	2.51	0.44
4:5:664:ALA:N	4:5:676:HIS:HE1	2.15	0.44
9:B:29:PRO:HG2	9:B:63:MET:HB3	1.98	0.44
4:5:605:TYR:HE2	4:5:668:LEU:HD11	1.81	0.44
1:2:432:ASN:HA	1:2:448:ALA:O	2.18	0.44
4:5:331:LEU:HA	4:5:332:GLY:HA2	1.60	0.44
2:3:412:SER:HB2	4:5:650:ILE:CD1	2.47	0.44
8:D:282:ILE:O	8:D:286:LEU:CD1	2.64	0.44
9:B:25:ILE:HD11	9:B:87:ILE:HD11	1.90	0.44
2:3:55:ASN:O	6:7:217:LYS:HD2	2.16	0.44
8:D:224:TRP:O	8:D:280:GLU:N	2.50	0.44
4:5:182:MET:HA	4:5:188:HIS:O	2.17	0.44
2:3:730:ALA:O	2:3:734:ARG:HG2	2.17	0.44
1:2:264:PRO:HG3	1:2:317:LEU:HB2	1.98	0.44
3:4:416:SER:O	3:4:460:TYR:HB2	2.18	0.44
5:6:560:VAL:HB	5:6:561:GLU:HA	1.99	0.44
4:5:728:THR:O	4:5:729:SER:O	2.35	0.44
2:3:287:LYS:CE	4:5:510:THR:OG1	2.59	0.44
4:5:731:GLN:NE2	4:5:734:ARG:NE	2.64	0.44
6:7:470:LEU:CD2	6:7:564:LEU:HD22	2.46	0.44
3:4:343:LYS:HA	3:4:343:LYS:HD3	1.76	0.44
6:7:254:ALA:HB2	6:7:310:PHE:HB2	1.99	0.44

Continued on next page...

Continued from previous page...

Atom-1	Atom-2	Interatomic distance (Å)	Clash overlap (Å)
4:5:716:GLN:O	4:5:719:LYS:O	2.34	0.44
4:5:719:LYS:O	4:5:720:ARG:HG2	2.16	0.44
4:5:363:ASN:HB2	4:5:366:LEU:HB2	1.99	0.44
1:2:528:ASN:HA	1:2:529:GLY:HA2	1.50	0.44
5:6:803:MET:HE1	5:6:831:LEU:HD12	1.99	0.44
8:D:275:TYR:HD1	9:B:168:LEU:O	2.00	0.44
3:4:726:ASN:O	3:4:727:LEU:CG	2.64	0.44
5:6:738:ARG:HA	5:6:739:ASP:HA	1.54	0.44
2:3:200:VAL:HB	2:3:248:SER:HB3	1.99	0.44
2:3:345:PHE:O	2:3:349:ASN:ND2	2.51	0.44
1:2:271:PHE:CE2	1:2:295:VAL:HG11	2.52	0.44
2:3:235:ASP:HB2	6:7:5:LEU:HD13	2.00	0.44
3:4:737:SER:HB2	3:4:742:LEU:HD11	1.99	0.44
4:5:737:PHE:CD2	4:5:743:PHE:CE2	3.05	0.44
2:3:216:ASP:CG	2:3:217:ALA:N	2.67	0.44
5:6:335:ASN:H	5:6:338:CYS:N	2.12	0.44
2:3:381:ILE:HD11	2:3:418:LEU:HD21	1.99	0.44
3:4:811:MET:O	3:4:812:LYS:HB2	2.18	0.44
8:D:256:TYR:CD1	8:D:257:THR:CG2	2.98	0.44
2:3:488:GLU:O	2:3:492:GLN:HB3	2.17	0.44
3:4:532:GLU:OE2	3:4:713:ASP:OD2	2.35	0.44
2:3:671:LEU:HB3	6:7:621:MET:HA	2.00	0.44
1:2:703:HIS:NE2	5:6:801:GLU:HG2	2.33	0.44
4:5:635:ILE:HA	4:5:638:LEU:HG	2.00	0.44
5:6:303:GLU:HG3	5:6:356:TRP:HD1	1.79	0.44
2:3:166:LEU:HD11	2:3:171:LEU:HD12	1.98	0.44
6:7:393:LEU:HB2	6:7:395:SER:N	2.33	0.44
2:3:476:ASP:CA	2:3:483:ARG:HH12	2.29	0.44
8:D:79:TYR:HB2	8:D:147:ARG:HH22	1.81	0.44
10:A:108:ASP:H	10:A:109:LEU:C	2.21	0.44
10:A:175:GLN:CD	10:A:199:LEU:HD13	2.38	0.44
2:3:104:ARG:NH2	11:C:86:ASN:HB2	2.32	0.44
2:3:257:THR:HG22	2:3:275:ASP:HB3	1.99	0.44
6:7:718:ARG:O	6:7:722:VAL:HG23	2.17	0.44
3:4:200:SER:HB3	3:4:202:LYS:HB2	2.00	0.44
6:7:538:HIS:HD2	6:7:593:ARG:NE	2.16	0.44
2:3:158:LYS:HA	2:3:327:TYR:OH	2.17	0.44
1:2:481:GLU:O	1:2:484:PHE:HB3	2.18	0.44
3:4:562:ILE:HB	3:4:703:ASP:OD2	2.18	0.44
3:4:180:ILE:CD1	3:4:183:THR:HB	2.47	0.44
3:4:458:LYS:HB3	3:4:458:LYS:HZ2	1.83	0.44

Continued on next page...

Continued from previous page...

Atom-1	Atom-2	Interatomic distance (Å)	Clash overlap (Å)
10:A:175:GLN:CD	10:A:199:LEU:HD21	2.38	0.44
4:5:358:LEU:HD11	10:A:19:LEU:HD11	1.99	0.44
9:B:134:PHE:O	9:B:137:PRO:HD3	2.17	0.44
1:2:484:PHE:CZ	1:2:766:TYR:HD1	2.36	0.44
3:4:302:LYS:HD2	3:4:304:ARG:HH21	1.82	0.44
6:7:544:GLN:NE2	6:7:560:ARG:HG2	2.32	0.44
6:7:394:THR:HG22	6:7:394:THR:O	2.18	0.44
6:7:440:VAL:O	6:7:440:VAL:HG12	2.17	0.44
1:2:855:ARG:HG3	1:2:858:ARG:NH2	2.32	0.44
10:A:136:ASP:O	10:A:139:THR:OG1	2.36	0.44
5:6:403:VAL:CG1	5:6:450:TYR:HB3	2.48	0.44
10:A:36:ILE:O	10:A:40:ILE:HG13	2.18	0.44
3:4:314:MET:HG2	3:4:415:ILE:HG12	2.00	0.44
6:7:83:ASP:O	6:7:87:GLN:HG2	2.16	0.44
2:3:215:THR:HB	2:3:219:THR:HG21	1.99	0.44
4:5:387:ALA:HA	4:5:390:CYS:SG	2.58	0.44
3:4:534:GLU:N	3:4:534:GLU:OE1	2.38	0.44
4:5:382:GLU:N	4:5:382:GLU:OE1	2.36	0.44
3:4:558:TYR:CG	5:6:735:HIS:CE1	3.06	0.44
3:4:572:THR:CG2	3:4:708:VAL:HG11	2.37	0.44
4:5:369:ILE:CG1	4:5:593:GLU:HG3	2.43	0.44
3:4:762:ILE:HB	3:4:766:ALA:HB3	2.00	0.44
1:2:303:ILE:HG13	1:2:319:ARG:HH21	1.83	0.44
6:7:215:TYR:HE1	6:7:217:LYS:HD3	1.82	0.44
6:7:134:TYR:HB2	6:7:141:VAL:HG12	2.00	0.44
2:3:163:ALA:H	2:3:164:HIS:HB2	1.83	0.44
2:3:447:THR:HA	2:3:448:THR:HA	1.71	0.44
5:6:576:ASP:O	5:6:579:THR:OG1	2.23	0.44
3:4:347:PHE:HB3	3:4:382:MET:SD	2.58	0.44
6:7:421:GLU:CA	6:7:625:GLN:HE22	2.31	0.43
9:B:181:LEU:HD13	9:B:185:ILE:HD13	2.00	0.43
11:C:76:PRO:HA	11:C:77:PRO:HD3	1.81	0.43
6:7:111:ASN:CA	6:7:354:ILE:HD13	2.48	0.43
5:6:929:GLU:C	5:6:930:GLU:HG3	2.33	0.43
3:4:552:PHE:N	5:6:737:LYS:HZ3	2.16	0.43
3:4:775:VAL:HG22	5:6:724:ASP:HB3	2.00	0.43
5:6:133:GLU:HA	5:6:134:LYS:HA	1.71	0.43
5:6:532:SER:HB3	5:6:745:PRO:HG2	1.99	0.43
9:B:84:LYS:HB3	9:B:84:LYS:HE3	1.77	0.43
4:5:408:GLY:HA2	4:5:409:ASP:HA	1.72	0.43
5:6:103:VAL:HA	5:6:104:ASP:HA	1.77	0.43

Continued on next page...

Continued from previous page...

Atom-1	Atom-2	Interatomic distance (Å)	Clash overlap (Å)
10:A:47:LEU:HD21	10:A:75:THR:HB	1.99	0.43
5:6:347:ASN:OD1	5:6:349:THR:HG22	2.17	0.43
4:5:602:TYR:O	4:5:605:TYR:HB3	2.18	0.43
2:3:652:THR:HB	2:3:654:PRO:HD2	1.99	0.43
4:5:584:GLN:O	4:5:588:GLU:HG2	2.18	0.43
3:4:799:GLU:O	3:4:802:ILE:HG12	2.18	0.43
3:4:728:TYR:CD2	3:4:729:LEU:N	2.73	0.43
1:2:301:PRO:HD3	1:2:319:ARG:NH1	2.33	0.43
11:C:104:PHE:HB3	11:C:170:GLU:OE1	2.18	0.43
1:2:484:PHE:CZ	1:2:766:TYR:CD1	3.06	0.43
3:4:225:TYR:N	3:4:228:LYS:HB2	2.33	0.43
5:6:749:GLU:HA	5:6:752:ARG:NH2	2.32	0.43
4:5:301:TYR:CE1	4:5:303:SER:HB3	2.54	0.43
10:A:123:LEU:HD21	10:A:127:GLU:HB2	1.99	0.43
6:7:359:PRO:HA	6:7:360:TYR:HA	1.80	0.43
2:3:393:LEU:HD12	6:7:421:GLU:HG3	1.99	0.43
9:B:184:PHE:CZ	11:C:132:ALA:HB1	2.53	0.43
11:C:19:LYS:O	11:C:72:VAL:HG13	2.18	0.43
6:7:111:ASN:HA	6:7:354:ILE:HD13	1.99	0.43
2:3:553:ILE:HD13	4:5:630:ARG:HB3	1.33	0.43
5:6:691:ARG:HH11	5:6:716:LEU:CD2	2.17	0.43
1:2:298:SER:OG	1:2:299:ASP:N	2.50	0.43
2:3:437:SER:CB	2:3:438:SER:HA	2.40	0.43
4:5:735:ARG:O	4:5:738:VAL:HG12	2.19	0.43
6:7:240:THR:HG23	6:7:352:THR:HG22	1.99	0.43
2:3:49:ASN:OD1	2:3:50:SER:N	2.52	0.43
4:5:172:LEU:HD11	4:5:284:ASN:HD21	1.83	0.43
3:4:184:ASN:HB3	6:7:145:GLN:HE22	1.83	0.43
6:7:145:GLN:O	6:7:149:ARG:HG2	2.18	0.43
1:2:688:ASP:HB2	1:2:691:ALA:HB3	1.99	0.43
5:6:364:ASN:HB3	5:6:394:ARG:HD3	1.99	0.43
10:A:166:ARG:HH22	10:A:207:LEU:HD23	1.83	0.43
10:A:169:LYS:HA	10:A:185:LYS:CD	2.19	0.43
10:A:175:GLN:NE2	10:A:199:LEU:HD13	2.34	0.43
2:3:698:THR:HG21	6:7:462:PRO:C	2.39	0.43
9:B:175:LEU:HA	9:B:178:ILE:HD12	2.00	0.43
2:3:189:THR:CG2	2:3:256:ILE:CD1	2.97	0.43
4:5:355:GLU:HA	4:5:358:LEU:HD21	2.00	0.43
4:5:575:ILE:O	4:5:576:HIS:CG	2.71	0.43
5:6:134:LYS:N	5:6:135:VAL:HA	2.21	0.43
3:4:319:PRO:HG2	6:7:309:ALA:HB2	2.01	0.43

Continued on next page...

Continued from previous page...

Atom-1	Atom-2	Interatomic distance (Å)	Clash overlap (Å)
11:C:16:PHE:O	11:C:45:SER:HA	2.19	0.43
3:4:322:ILE:HD13	6:7:302:THR:HB	2.00	0.43
4:5:160:VAL:HG12	4:5:162:LEU:HD23	1.99	0.43
2:3:536:PRO:HA	2:3:537:ASP:HA	1.67	0.43
4:5:579:ASN:O	4:5:583:MET:HG2	2.17	0.43
3:4:531:TYR:CE2	3:4:532:GLU:HB2	2.54	0.43
10:A:32:TYR:HB2	10:A:93:ARG:NH1	2.28	0.43
5:6:122:PHE:HB2	5:6:124:VAL:HG23	2.01	0.43
1:2:856:GLN:NE2	1:2:859:ARG:HD3	2.33	0.43
5:6:568:ASP:CG	5:6:569:ILE:H	2.21	0.43
9:B:51:GLN:HB2	9:B:53:ILE:HD12	2.00	0.43
6:7:564:LEU:HD23	6:7:565:ALA:N	2.34	0.43
4:5:678:ASP:HB3	4:5:682:ARG:HH12	1.83	0.43
3:4:711:LYS:O	3:4:712:VAL:HB	2.17	0.43
1:2:566:ALA:HB1	1:2:576:LEU:HG	2.00	0.43
3:4:317:LEU:O	6:7:341:ARG:NH2	2.52	0.43
5:6:307:ALA:HA	5:6:351:SER:HB3	2.01	0.43
2:3:377:ILE:O	2:3:380:ALA:HB3	2.18	0.43
5:6:189:VAL:O	5:6:193:ALA:N	2.51	0.43
2:3:706:ILE:CD1	6:7:620:HIS:HD2	2.31	0.43
2:3:683:TYR:OH	2:3:687:ARG:HD2	2.18	0.43
6:7:67:LEU:CD2	6:7:126:PRO:HD2	2.47	0.43
3:4:419:VAL:HG23	3:4:424:VAL:HG22	2.01	0.43
2:3:295:VAL:HG12	2:3:296:GLY:N	2.34	0.43
4:5:546:ILE:H	4:5:546:ILE:HD12	1.84	0.43
1:2:520:PHE:HD1	1:2:767:ILE:HG22	1.83	0.43
6:7:432:LEU:HD13	6:7:473:ILE:HD11	1.99	0.43
6:7:293:GLN:HA	6:7:294:THR:HA	1.64	0.43
2:3:419:LEU:HA	2:3:419:LEU:HD23	1.73	0.43
2:3:502:ILE:HG13	6:7:346:GLY:CA	2.38	0.43
3:4:771:VAL:CG2	5:6:728:ALA:HB1	2.33	0.43
5:6:691:ARG:NE	5:6:716:LEU:HD13	2.27	0.43
3:4:489:LYS:HG3	3:4:494:GLU:HG3	2.01	0.43
11:C:104:PHE:O	11:C:108:ALA:N	2.42	0.43
2:3:428:LEU:HB3	2:3:429:ALA:HB2	2.00	0.43
6:7:441:ASP:C	6:7:441:ASP:OD1	2.57	0.43
4:5:652:GLN:O	4:5:655:ALA:HB3	2.19	0.43
2:3:156:SER:O	2:3:325:THR:CG2	2.67	0.43
2:3:210:HIS:HB3	6:7:5:LEU:HD21	2.01	0.43
5:6:151:ILE:HD11	5:6:265:ILE:HG23	2.01	0.43
5:6:968:LEU:HD23	5:6:968:LEU:C	2.39	0.43

Continued on next page...

Continued from previous page...

Atom-1	Atom-2	Interatomic distance (Å)	Clash overlap (Å)
9:B:191:LYS:HD3	9:B:191:LYS:HA	1.59	0.43
3:4:532:GLU:HG2	3:4:533:LEU:N	2.31	0.43
6:7:111:ASN:N	6:7:354:ILE:HD13	2.33	0.43
4:5:737:PHE:CD2	4:5:743:PHE:CD2	3.05	0.43
1:2:442:ASN:CG	1:2:444:PHE:O	2.57	0.43
2:3:389:VAL:CG1	2:3:390:GLU:H	2.13	0.43
4:5:708:LEU:O	4:5:712:ARG:N	2.49	0.43
4:5:712:ARG:O	4:5:713:ARG:O	2.36	0.43
4:5:724:ILE:HG13	4:5:726:TRP:N	2.33	0.43
9:B:51:GLN:HB2	9:B:52:LEU:HA	2.01	0.43
3:4:567:CYS:HB3	3:4:675:ALA:HB3	2.00	0.43
3:4:385:ILE:HG22	3:4:388:ARG:H	1.84	0.43
4:5:639:GLU:O	4:5:640:SER:OG	2.29	0.43
4:5:43:GLN:N	4:5:43:GLN:OE1	2.48	0.43
4:5:560:HIS:C	4:5:562:GLU:H	2.17	0.43
4:5:379:PHE:CD2	4:5:564:ARG:HD2	2.54	0.43
2:3:189:THR:CG2	2:3:256:ILE:HD12	2.49	0.43
2:3:196:LEU:HG	2:3:214:TYR:HD2	1.84	0.43
1:2:505:ILE:CD1	1:2:552:ILE:HG13	2.48	0.43
6:7:118:CYS:SG	6:7:202:LEU:HB2	2.58	0.43
11:C:97:LEU:HG	11:C:131:ARG:HH22	1.83	0.43
5:6:155:TYR:CD2	5:6:271:PRO:HD3	2.54	0.43
1:2:760:GLN:O	1:2:763:LEU:HG	2.19	0.43
6:7:19:ASN:O	6:7:22:THR:OG1	2.26	0.43
1:2:296:ARG:HD3	1:2:296:ARG:HA	1.77	0.43
4:5:733:LEU:HD22	4:5:748:LEU:HD11	2.01	0.43
2:3:671:LEU:HB3	6:7:621:MET:HG3	2.01	0.43
3:4:714:GLU:C	6:7:665:ILE:HG12	2.39	0.43
3:4:552:PHE:CB	5:6:740:GLU:OE2	2.67	0.43
5:6:455:LEU:HD12	5:6:456:ALA:H	1.84	0.43
6:7:281:LEU:HB2	6:7:283:GLU:OE2	2.19	0.43
3:4:388:ARG:HH22	5:6:176:ARG:HD2	1.83	0.43
6:7:349:VAL:HB	6:7:383:GLN:HG2	2.01	0.43
4:5:92:THR:HA	4:5:95:THR:HG22	2.00	0.43
3:4:248:LEU:HB3	3:4:254:THR:O	2.19	0.43
4:5:560:HIS:O	4:5:560:HIS:CG	2.72	0.42
5:6:577:PRO:O	5:6:578:SER:HB2	2.18	0.42
8:D:189:ILE:CD1	10:A:133:GLU:CD	2.82	0.42
2:3:542:ARG:NH1	2:3:700:ARG:CZ	2.82	0.42
2:3:388:GLY:HA2	2:3:710:THR:HB	2.01	0.42
3:4:314:MET:SD	3:4:317:LEU:HD12	2.60	0.42

Continued on next page...

Continued from previous page...

Atom-1	Atom-2	Interatomic distance (Å)	Clash overlap (Å)
8:D:216:VAL:HG11	8:D:219:ILE:HB	1.99	0.42
5:6:920:ILE:HG13	5:6:921:ALA:N	2.34	0.42
5:6:943:GLN:HG3	5:6:944:LYS:HG2	2.01	0.42
3:4:729:LEU:HA	3:4:729:LEU:HD23	1.86	0.42
4:5:130:ASN:HA	4:5:131:SER:HA	1.68	0.42
2:3:484:VAL:HG11	6:7:487:GLY:CA	2.49	0.42
4:5:50:LEU:HD12	4:5:50:LEU:HA	1.80	0.42
2:3:530:HIS:C	2:3:532:ASN:H	2.22	0.42
2:3:530:HIS:O	2:3:531:GLN:HB2	2.19	0.42
1:2:802:SER:HA	1:2:803:PHE:HA	1.89	0.42
3:4:531:TYR:HE2	3:4:716:ASN:CG	2.21	0.42
2:3:464:LEU:HD23	6:7:322:VAL:O	2.19	0.42
4:5:59:TYR:HB2	4:5:281:TYR:OH	2.18	0.42
9:B:127:PHE:CE1	9:B:134:PHE:HE2	2.36	0.42
2:3:435:ARG:HA	2:3:436:GLY:HA3	1.65	0.42
4:5:663:LEU:O	4:5:666:LEU:HB2	2.19	0.42
3:4:354:HIS:NE2	3:4:356:MET:HG2	2.34	0.42
6:7:481:VAL:CG2	6:7:516:ALA:HB2	2.50	0.42
1:2:803:PHE:HD2	1:2:805:ILE:N	2.16	0.42
1:2:700:VAL:HA	5:6:804:ILE:HD11	2.00	0.42
4:5:276:MET:SD	4:5:294:ILE:HD11	2.54	0.42
3:4:468:LYS:HE3	3:4:609:VAL:HG13	2.00	0.42
10:A:93:ARG:O	10:A:97:LEU:CD1	2.68	0.42
3:4:650:GLU:OE2	3:4:796:ARG:NH1	2.50	0.42
5:6:625:ALA:CB	5:6:626:GLY:HA2	2.46	0.42
8:D:206:LEU:HD22	10:A:83:LYS:HD2	2.01	0.42
3:4:568:GLY:O	3:4:574:LYS:NZ	2.52	0.42
3:4:769:GLU:O	3:4:772:ARG:HG2	2.19	0.42
4:5:300:ILE:HD13	4:5:326:PRO:HA	2.01	0.42
2:3:480:ASP:OD1	2:3:481:VAL:N	2.52	0.42
10:A:151:LEU:H	10:A:151:LEU:HD13	1.83	0.42
8:D:260:ILE:HG12	8:D:266:GLU:OE2	2.19	0.42
4:5:170:SER:HB3	4:5:254:GLN:O	2.20	0.42
4:5:413:LEU:HA	4:5:521:ALA:O	2.20	0.42
4:5:757:LYS:HG3	4:5:758:HIS:N	2.33	0.42
4:5:54:ILE:HD13	4:5:102:SER:HB3	2.01	0.42
2:3:656:LEU:HD23	2:3:656:LEU:C	2.40	0.42
3:4:641:THR:HG22	3:4:642:ARG:H	1.85	0.42
4:5:664:ALA:N	4:5:676:HIS:CE1	2.87	0.42
6:7:570:LEU:HD13	6:7:585:ASN:ND2	2.34	0.42
8:D:188:LEU:O	8:D:192:LYS:HG2	2.20	0.42

Continued on next page...

Continued from previous page...

Atom-1	Atom-2	Interatomic distance (Å)	Clash overlap (Å)
8:D:138:PHE:CZ	10:A:157:PRO:HG3	2.54	0.42
1:2:533:ILE:HG22	1:2:534:ARG:H	1.85	0.42
11:C:168:LYS:HB3	11:C:168:LYS:HE2	1.79	0.42
5:6:664:ALA:HB2	5:6:669:HIS:CD2	2.54	0.42
2:3:500:ALA:H	2:3:501:GLY:HA3	1.83	0.42
2:3:519:VAL:HG23	2:3:532:ASN:O	2.19	0.42
9:B:187:GLU:O	9:B:190:ASP:N	2.50	0.42
10:A:183:LEU:C	10:A:184:ILE:HG12	2.39	0.42
9:B:185:ILE:O	9:B:189:MET:HG2	2.19	0.42
2:3:488:GLU:CD	6:7:482:TYR:CE2	2.82	0.42
5:6:356:TRP:CZ3	5:6:358:LYS:HB2	2.44	0.42
5:6:653:HIS:HB2	5:6:705:ILE:HG22	2.02	0.42
6:7:559:ALA:HB1	6:7:561:THR:HG23	2.01	0.42
3:4:262:LEU:HD13	3:4:308:VAL:HB	2.01	0.42
4:5:374:ILE:HG23	4:5:428:PHE:CE2	2.55	0.42
6:7:344:SER:HB2	6:7:347:ASP:OD2	2.19	0.42
6:7:89:GLN:NE2	6:7:102:LEU:H	2.18	0.42
1:2:703:HIS:CB	5:6:804:ILE:CG2	2.70	0.42
5:6:919:LYS:HG3	5:6:920:ILE:N	2.35	0.42
5:6:817:ASP:C	5:6:819:ILE:H	2.22	0.42
2:3:442:LEU:O	2:3:460:GLY:N	2.53	0.42
2:3:443:THR:HG22	6:7:319:SER:CB	2.45	0.42
2:3:569:HIS:C	4:5:398:LYS:HD2	2.38	0.42
2:3:111:TRP:CZ2	11:C:90:THR:HG22	2.55	0.42
5:6:907:ASP:OD1	5:6:908:LYS:HG2	2.20	0.42
3:4:422:GLU:CD	3:4:422:GLU:H	2.23	0.42
9:B:14:GLU:CD	9:B:14:GLU:C	2.79	0.42
2:3:703:GLU:HB3	2:3:707:ARG:NH2	2.34	0.42
11:C:98:HIS:HA	11:C:102:SER:HB2	2.01	0.42
6:7:627:ASP:OD1	6:7:628:LEU:N	2.53	0.42
5:6:162:GLU:O	5:6:163:ASN:HB2	2.20	0.42
6:7:292:ASN:OD1	6:7:293:GLN:HB2	2.19	0.42
8:D:138:PHE:CE2	10:A:157:PRO:HG3	2.55	0.42
5:6:765:LEU:CD2	5:6:770:ARG:HB3	2.49	0.42
3:4:433:ILE:O	3:4:434:GLU:HB2	2.20	0.42
3:4:327:ASN:HB3	3:4:434:GLU:OE2	2.20	0.42
6:7:469:LEU:O	6:7:472:ALA:HB3	2.19	0.42
4:5:163:SER:O	4:5:163:SER:OG	2.37	0.42
10:A:172:GLY:HA2	10:A:173:GLU:HA	1.80	0.42
10:A:173:GLU:HB3	10:A:183:LEU:N	2.35	0.42
5:6:916:ILE:O	5:6:920:ILE:HG23	2.20	0.42

Continued on next page...

Continued from previous page...

Atom-1	Atom-2	Interatomic distance (Å)	Clash overlap (Å)
5:6:776:LYS:HZ2	5:6:824:ILE:HG22	1.83	0.42
2:3:467:ARG:CZ	2:3:509:ARG:NH1	2.82	0.42
4:5:46:TYR:HA	4:5:46:TYR:HD1	1.75	0.42
4:5:607:ARG:HA	4:5:665:LYS:NZ	2.35	0.42
3:4:646:HIS:HE1	3:4:698:LEU:HB2	1.85	0.42
9:B:54:THR:HB	9:B:57:ASP:OD2	2.20	0.42
6:7:523:ILE:HG21	6:7:526:PHE:HD1	1.84	0.42
10:A:13:ALA:HB1	10:A:92:LEU:HD23	2.00	0.42
4:5:578:GLY:O	4:5:580:ALA:N	2.53	0.42
5:6:268:PHE:HD1	5:6:269:ASN:HB2	1.85	0.42
2:3:463:VAL:CG1	6:7:320:GLN:HA	2.50	0.42
5:6:100:VAL:HA	5:6:101:LYS:HA	1.49	0.42
2:3:211:TYR:CZ	6:7:6:PRO:HG2	2.55	0.42
8:D:264:LYS:HG2	8:D:265:GLU:N	2.35	0.42
11:C:47:PRO:HB2	11:C:49:TRP:NE1	2.35	0.42
4:5:614:LEU:HA	4:5:672:ALA:HB3	2.00	0.42
2:3:671:LEU:HB3	6:7:621:MET:CG	2.50	0.42
3:4:468:LYS:CG	3:4:609:VAL:CG1	2.70	0.42
6:7:595:ASP:OD1	6:7:595:ASP:N	2.51	0.42
4:5:714:PHE:HD1	4:5:755:LEU:HD13	1.85	0.42
4:5:407:ARG:HD3	4:5:498:GLU:O	2.20	0.42
9:B:24:PRO:HA	9:B:72:VAL:HA	2.01	0.42
2:3:252:ASP:OD2	2:3:283:VAL:HG11	2.20	0.42
5:6:759:ARG:CA	5:6:812:ARG:HH21	2.30	0.42
6:7:476:ILE:O	6:7:639:ARG:HD3	2.20	0.42
4:5:578:GLY:C	4:5:580:ALA:N	2.73	0.42
8:D:171:LEU:HB3	8:D:172:THR:H	1.51	0.42
10:A:86:LEU:HD23	10:A:86:LEU:HA	1.90	0.42
8:D:137:LYS:HE2	8:D:141:ARG:NH2	2.28	0.42
9:B:58:LYS:HE2	9:B:58:LYS:HB3	1.84	0.42
4:5:561:ASN:C	4:5:563:GLU:N	2.73	0.42
5:6:752:ARG:C	5:6:756:LYS:NZ	2.74	0.42
6:7:221:SER:HA	6:7:222:SER:C	2.40	0.42
4:5:578:GLY:C	4:5:580:ALA:H	2.23	0.42
9:B:16:ILE:H	9:B:16:ILE:HG12	1.70	0.42
1:2:534:ARG:HG2	1:2:536:ASP:H	1.85	0.42
5:6:126:SER:HB3	5:6:131:GLU:HB3	2.02	0.42
5:6:642:ASP:OD2	5:6:683:ASN:O	2.37	0.42
5:6:685:VAL:HG23	5:6:698:ASN:O	2.20	0.42
8:D:153:LYS:HE3	8:D:154:PHE:CE1	2.54	0.42
4:5:287:ILE:HD13	4:5:343:TRP:HB3	2.02	0.41

Continued on next page...

Continued from previous page...

Atom-1	Atom-2	Interatomic distance (Å)	Clash overlap (Å)
1:2:505:ILE:C	1:2:507:GLY:H	2.23	0.41
6:7:367:LYS:HG2	6:7:371:LEU:HD22	2.00	0.41
2:3:727:LYS:O	2:3:730:ALA:HB3	2.19	0.41
4:5:677:VAL:HG12	4:5:681:ILE:HD11	2.01	0.41
1:2:478:GLU:OE2	1:2:482:ARG:HD2	2.20	0.41
3:4:273:ASP:O	3:4:276:ILE:HG13	2.20	0.41
6:7:248:VAL:HG11	6:7:345:PRO:HD3	2.02	0.41
1:2:609:PHE:HB3	1:2:669:LEU:HD21	2.02	0.41
10:A:185:LYS:HG3	10:A:186:ASP:CG	2.41	0.41
11:C:12:ASP:HB3	11:C:49:TRP:HB3	2.02	0.41
8:D:257:THR:O	8:D:259:THR:HG23	2.21	0.41
2:3:687:ARG:NH1	2:3:698:THR:HA	2.34	0.41
4:5:453:VAL:HG11	4:5:509:ILE:HD11	2.03	0.41
5:6:914:ASN:HA	5:6:917:VAL:HG12	2.01	0.41
2:3:553:ILE:CD1	4:5:631:LYS:N	2.83	0.41
5:6:776:LYS:HZ2	5:6:824:ILE:CG2	2.33	0.41
6:7:459:MET:HG3	6:7:460:GLY:N	2.34	0.41
1:2:330:VAL:CG2	4:5:272:ARG:HH12	2.33	0.41
9:B:25:ILE:HD11	9:B:87:ILE:CD1	2.48	0.41
4:5:34:PHE:CZ	4:5:46:TYR:HE2	2.39	0.41
3:4:315:ARG:NH2	6:7:311:GLN:HE22	2.14	0.41
8:D:222:PRO:O	8:D:224:TRP:CD1	2.73	0.41
6:7:139:LEU:HA	6:7:142:ILE:HG13	2.02	0.41
3:4:272:MET:HB3	3:4:303:VAL:HG21	2.03	0.41
3:4:387:ASN:OD1	5:6:402:ILE:HA	2.19	0.41
5:6:906:TYR:HD2	5:6:910:VAL:HG23	1.85	0.41
5:6:293:THR:HG23	5:6:393:ASP:N	2.35	0.41
4:5:440:SER:OG	4:5:480:ASP:HB2	2.19	0.41
2:3:203:ALA:HB3	2:3:207:GLY:O	2.20	0.41
10:A:87:LEU:HD23	10:A:87:LEU:HA	1.82	0.41
4:5:29:LYS:HA	4:5:29:LYS:HD3	1.87	0.41
1:2:803:PHE:HB3	1:2:804:PRO:HA	2.01	0.41
1:2:551:GLN:CD	5:6:563:ILE:HG21	2.38	0.41
3:4:302:LYS:NZ	3:4:421:ASP:OD2	2.54	0.41
3:4:183:THR:HG23	3:4:264:TYR:HB3	2.03	0.41
11:C:97:LEU:O	11:C:100:ILE:HG12	2.20	0.41
11:C:96:ASP:OD2	11:C:99:SER:HB3	2.19	0.41
3:4:758:ILE:CD1	3:4:813:LEU:HA	2.50	0.41
5:6:154:ASP:OD1	5:6:155:TYR:N	2.53	0.41
5:6:270:LEU:HA	5:6:271:PRO:HD3	1.89	0.41
3:4:604:TYR:HD2	3:4:617:GLU:OE1	2.03	0.41

Continued on next page...

Continued from previous page...

Atom-1	Atom-2	Interatomic distance (Å)	Clash overlap (Å)
2:3:40:ASP:OD1	2:3:41:SER:N	2.53	0.41
6:7:479:ARG:HG3	6:7:479:ARG:O	2.20	0.41
1:2:803:PHE:HD2	1:2:804:PRO:C	2.23	0.41
10:A:178:TYR:CE2	10:A:195:ASP:OD1	2.73	0.41
8:D:260:ILE:H	8:D:266:GLU:HG3	1.85	0.41
8:D:258:VAL:CG1	8:D:260:ILE:HG13	2.50	0.41
1:2:544:ASP:H	1:2:549:LYS:HD3	1.85	0.41
11:C:3:TYR:CG	11:C:4:TYR:N	2.88	0.41
4:5:41:ASP:HA	4:5:42:SER:HA	1.76	0.41
11:C:134:GLU:OE2	11:C:138:HIS:NE2	2.50	0.41
5:6:956:GLU:HG3	5:6:957:GLU:N	2.36	0.41
5:6:600:GLY:HA2	5:6:601:LYS:C	2.40	0.41
5:6:638:ILE:HG21	5:6:644:MET:HE2	2.01	0.41
8:D:200:LYS:HB2	8:D:201:TYR:CB	2.49	0.41
5:6:569:ILE:HG13	5:6:570:ASN:N	2.36	0.41
4:5:244:ILE:CG2	4:5:246:GLU:HG2	2.49	0.41
1:2:268:LEU:HA	1:2:268:LEU:HD23	1.73	0.41
3:4:441:SER:C	3:4:442:ILE:HD12	2.40	0.41
1:2:777:LYS:H	1:2:828:PHE:HA	1.86	0.41
9:B:26:LYS:HB2	9:B:88:VAL:HG11	2.03	0.41
6:7:517:ASP:N	6:7:517:ASP:OD1	2.52	0.41
5:6:641:PHE:HA	5:6:641:PHE:HD1	1.71	0.41
4:5:340:SER:C	4:5:342:ILE:N	2.73	0.41
4:5:90:PHE:CD2	4:5:137:LEU:CD2	2.80	0.41
4:5:51:ARG:O	4:5:54:ILE:HG13	2.21	0.41
11:C:108:ALA:O	11:C:112:ILE:HG22	2.20	0.41
6:7:94:LEU:CB	6:7:95:GLN:HB2	2.44	0.41
1:2:591:LEU:HD11	1:2:631:ILE:CD1	2.47	0.41
1:2:843:ASP:C	1:2:843:ASP:OD1	2.59	0.41
5:6:153:ILE:HD11	5:6:267:PHE:CE1	2.55	0.41
4:5:346:VAL:CG1	4:5:347:THR:H	2.32	0.41
2:3:686:LEU:HD21	2:3:734:ARG:NH2	2.36	0.41
10:A:132:LYS:HA	10:A:135:CYS:SG	2.61	0.41
3:4:346:PHE:CE2	3:4:388:ARG:HD3	2.55	0.41
3:4:253:GLN:O	3:4:254:THR:OG1	2.29	0.41
10:A:153:GLY:O	10:A:154:SER:OG	2.37	0.41
6:7:437:VAL:HG21	6:7:702:LEU:HD21	2.03	0.41
8:D:166:ASN:HA	8:D:167:SER:HA	1.65	0.41
5:6:448:LEU:O	5:6:448:LEU:HD12	2.20	0.41
4:5:297:ILE:HG22	4:5:298:TYR:N	2.35	0.41
5:6:274:HIS:CG	5:6:288:LEU:HD11	2.56	0.41

Continued on next page...

Continued from previous page...

Atom-1	Atom-2	Interatomic distance (Å)	Clash overlap (Å)
10:A:167:VAL:CG2	10:A:187:SER:O	2.37	0.41
3:4:531:TYR:OH	3:4:719:GLU:CB	2.57	0.41
4:5:453:VAL:CG1	4:5:509:ILE:HD11	2.50	0.41
4:5:748:LEU:HD23	4:5:748:LEU:C	2.40	0.41
1:2:410:LEU:C	1:2:411:LEU:CD1	2.81	0.41
1:2:544:ASP:OD2	1:2:656:ARG:HB2	2.21	0.41
4:5:287:ILE:HA	4:5:288:PRO:HD2	1.88	0.41
4:5:726:TRP:CG	4:5:727:SER:N	2.89	0.41
3:4:559:ARG:HB3	3:4:560:GLY:H	1.65	0.41
2:3:172:THR:HA	2:3:173:ALA:HA	1.81	0.41
3:4:561:ASP:OD1	3:4:670:SER:HA	2.21	0.41
3:4:263:ASN:HD22	3:4:324:LYS:HE3	1.86	0.41
4:5:663:LEU:HB3	4:5:676:HIS:CE1	2.55	0.41
5:6:710:ASP:HA	5:6:711:LEU:HA	1.61	0.41
10:A:36:ILE:HD12	10:A:36:ILE:HA	1.97	0.41
1:2:289:ILE:HG22	1:2:290:HIS:ND1	2.35	0.41
4:5:585:ASN:O	4:5:589:GLU:HG2	2.20	0.41
5:6:264:GLN:CD	5:6:383:GLY:HA2	2.40	0.41
9:B:155:LYS:HB2	9:B:155:LYS:HE3	1.76	0.41
6:7:17:LEU:CD1	6:7:102:LEU:HD23	2.32	0.41
6:7:128:PRO:HD2	6:7:129:THR:HA	2.03	0.41
5:6:354:LEU:CD1	5:6:355:ASP:OD2	2.50	0.41
5:6:689:TYR:HD2	5:6:716:LEU:HD12	1.85	0.41
1:2:247:ARG:HH12	1:2:301:PRO:HD2	1.85	0.41
6:7:135:LYS:HA	6:7:136:ASP:C	2.41	0.41
6:7:367:LYS:HA	6:7:368:ALA:HB3	2.03	0.41
2:3:413:THR:O	2:3:413:THR:HG22	2.21	0.41
11:C:100:ILE:HG13	11:C:101:ASN:ND2	2.35	0.41
8:D:176:SER:O	8:D:180:ILE:HG23	2.21	0.41
1:2:557:GLU:CD	1:2:565:PHE:HB2	2.40	0.41
2:3:414:ALA:O	2:3:417:GLN:N	2.54	0.41
2:3:653:ILE:N	2:3:654:PRO:HD2	2.35	0.41
5:6:414:GLY:HA3	5:6:415:VAL:HA	1.85	0.41
2:3:666:ARG:HA	2:3:667:VAL:HA	1.69	0.41
3:4:252:LYS:HE3	3:4:252:LYS:HB3	1.93	0.41
4:5:136:GLN:HE22	4:5:282:LEU:CD1	2.33	0.41
1:2:804:PRO:HD2	1:2:845:PHE:HE1	1.85	0.41
10:A:151:LEU:CD1	10:A:151:LEU:H	2.33	0.41
10:A:150:ASP:OD1	10:A:198:ARG:CZ	2.69	0.41
10:A:167:VAL:HG21	10:A:184:ILE:O	2.20	0.41
11:C:117:GLU:OE2	11:C:120:LEU:CD2	2.61	0.41

Continued on next page...

Continued from previous page...

Atom-1	Atom-2	Interatomic distance (Å)	Clash overlap (Å)
3:4:194:PHE:O	3:4:197:PHE:HB3	2.20	0.41
2:3:254:GLN:HE21	2:3:256:ILE:HD11	1.86	0.41
2:3:197:ILE:O	2:3:214:TYR:HB2	2.21	0.41
1:2:330:VAL:HG21	4:5:272:ARG:HH12	1.86	0.41
2:3:569:HIS:CB	4:5:398:LYS:HG3	2.50	0.41
3:4:201:PHE:CB	3:4:202:LYS:HA	2.35	0.41
3:4:832:ALA:HB1	3:4:836:TYR:CZ	2.55	0.41
11:C:14:THR:HG21	11:C:107:LEU:HD12	2.03	0.41
3:4:317:LEU:HA	3:4:317:LEU:HD23	1.87	0.41
3:4:181:TRP:CG	3:4:182:GLY:N	2.89	0.41
5:6:606:ALA:HA	5:6:607:GLY:C	2.39	0.41
4:5:159:ILE:HG13	4:5:159:ILE:H	1.63	0.41
6:7:92:LYS:HA	6:7:92:LYS:HD2	1.86	0.41
1:2:807:VAL:O	1:2:810:LEU:HB3	2.21	0.41
4:5:560:HIS:C	4:5:562:GLU:N	2.75	0.41
6:7:333:ILE:HD13	6:7:351:VAL:HG11	2.03	0.41
3:4:718:ARG:CD	6:7:661:VAL:HG11	2.44	0.41
8:D:211:ASP:CG	8:D:213:GLU:CA	2.89	0.41
8:D:216:VAL:HG13	8:D:218:MET:N	2.35	0.41
2:3:132:LEU:O	2:3:136:MET:HG2	2.21	0.41
4:5:722:LEU:HD12	4:5:728:THR:CB	2.45	0.41
4:5:712:ARG:HA	4:5:751:ALA:HB1	2.03	0.41
3:4:557:ARG:HE	3:4:668:ARG:HH21	1.68	0.41
3:4:762:ILE:HD12	3:4:767:LYS:HG3	2.02	0.41
6:7:258:ILE:H	6:7:305:SER:HB2	1.85	0.41
1:2:548:ALA:O	1:2:552:ILE:HD12	2.21	0.41
4:5:69:ILE:HD13	4:5:76:TYR:CD2	2.55	0.41
2:3:372:TYR:CE1	2:3:564:HIS:HB3	2.55	0.41
10:A:89:TYR:O	10:A:92:LEU:HB3	2.20	0.41
4:5:543:GLN:HG3	4:5:546:ILE:CD1	2.51	0.41
10:A:74:VAL:O	10:A:77:LEU:HB2	2.21	0.41
5:6:537:VAL:HG21	5:6:584:PHE:CE1	2.55	0.41
5:6:683:ASN:HA	5:6:684:PRO:HD3	1.89	0.41
1:2:661:LEU:HB3	1:2:662:PRO:HD2	2.02	0.41
5:6:373:MET:HA	5:6:374:PRO:HD2	1.82	0.41
6:7:26:VAL:HG21	6:7:124:ASN:HB2	2.02	0.41
1:2:596:LEU:HD13	1:2:623:ALA:HB2	2.02	0.41
10:A:114:THR:C	10:A:116:SER:H	2.25	0.41
10:A:99:SER:O	10:A:102:TRP:HB2	2.20	0.41
11:C:18:CYS:SG	11:C:74:LEU:HA	2.61	0.41
4:5:355:GLU:CG	10:A:19:LEU:CD2	2.94	0.41

Continued on next page...

Continued from previous page...

Atom-1	Atom-2	Interatomic distance (Å)	Clash overlap (Å)
3:4:557:ARG:HH11	3:4:668:ARG:CZ	2.30	0.41
3:4:563:ASN:O	3:4:703:ASP:HB3	2.20	0.41
6:7:135:LYS:HD2	6:7:136:ASP:O	2.21	0.41
5:6:296:ARG:NH1	5:6:360:ARG:CZ	2.84	0.41
9:B:82:GLN:HB3	9:B:84:LYS:HG3	2.02	0.41
1:2:770:ALA:O	1:2:774:ILE:HG22	2.20	0.41
4:5:473:ASP:OD1	4:5:474:GLY:N	2.54	0.41
4:5:348:MET:SD	11:C:167:LEU:CG	2.98	0.40
8:D:217:ASN:HD22	10:A:84:ARG:HH12	1.69	0.40
5:6:767:LYS:NZ	5:6:820:THR:HA	2.35	0.40
4:5:722:LEU:HD12	4:5:728:THR:CG2	2.50	0.40
4:5:728:THR:O	4:5:729:SER:C	2.58	0.40
5:6:174:TYR:CE2	5:6:178:LEU:HD11	2.56	0.40
1:2:328:THR:HG22	1:2:387:ARG:H	1.86	0.40
3:4:304:ARG:NH2	3:4:422:GLU:OE1	2.54	0.40
6:7:670:ASP:OD1	6:7:670:ASP:C	2.59	0.40
6:7:680:SER:CB	6:7:681:PHE:HA	2.50	0.40
3:4:318:ASN:HA	3:4:319:PRO:HD3	1.81	0.40
9:B:120:LEU:HD13	9:B:176:LEU:HD22	2.02	0.40
11:C:16:PHE:CZ	11:C:107:LEU:HD21	2.55	0.40
2:3:702:LEU:CD2	6:7:616:VAL:HG11	2.51	0.40
5:6:290:ILE:HD12	5:6:454:PHE:HZ	1.75	0.40
5:6:559:THR:O	5:6:560:VAL:HG22	2.21	0.40
3:4:714:GLU:C	6:7:665:ILE:CG1	2.89	0.40
3:4:469:VAL:CG2	3:4:609:VAL:HG21	2.52	0.40
3:4:793:ALA:C	3:4:794:THR:HG23	2.42	0.40
2:3:440:VAL:HG12	2:3:441:GLY:N	2.36	0.40
6:7:441:ASP:O	6:7:442:LYS:HB2	2.21	0.40
5:6:401:GLU:O	5:6:402:ILE:HG12	2.21	0.40
4:5:148:LEU:HD23	4:5:260:GLU:HB3	2.04	0.40
6:7:316:GLN:HG3	6:7:330:SER:HB3	2.03	0.40
10:A:17:LYS:HB3	10:A:17:LYS:HE2	1.75	0.40
4:5:296:GLY:HA3	4:5:329:LYS:O	2.21	0.40
4:5:61:LEU:HD23	4:5:62:THR:N	2.36	0.40
2:3:393:LEU:HD12	6:7:421:GLU:CG	2.51	0.40
3:4:725:THR:HG21	6:7:657:ASN:HD21	1.80	0.40
4:5:337:VAL:HA	4:5:338:GLU:HA	1.77	0.40
5:6:575:GLY:C	5:6:581:LYS:NZ	2.71	0.40
3:4:572:THR:HG22	3:4:572:THR:O	2.21	0.40
6:7:574:TYR:OH	6:7:727:LEU:HB2	2.21	0.40
3:4:793:ALA:O	3:4:794:THR:CG2	2.69	0.40

Continued on next page...

Continued from previous page...

Atom-1	Atom-2	Interatomic distance (Å)	Clash overlap (Å)
5:6:134:LYS:HG2	5:6:137:ARG:CG	2.51	0.40
2:3:193:ARG:CG	6:7:371:LEU:HD11	2.51	0.40
3:4:769:GLU:OE2	3:4:823:GLN:CD	2.60	0.40
2:3:433:THR:HG22	2:3:473:ASP:HB2	2.02	0.40
5:6:640:GLU:N	5:6:681:ALA:O	2.47	0.40
5:6:311:CYS:HA	5:6:312:ASP:CB	2.51	0.40
3:4:594:LYS:HZ1	6:7:549:SER:HB3	1.22	0.40
1:2:574:VAL:H	1:2:574:VAL:HG22	1.67	0.40
2:3:393:LEU:HA	6:7:623:ASN:HB3	2.03	0.40
2:3:187:THR:HA	2:3:188:LYS:HA	1.91	0.40
1:2:696:ALA:CB	5:6:800:LEU:HD22	2.51	0.40
5:6:917:VAL:HA	5:6:920:ILE:HD11	2.03	0.40
5:6:915:MET:O	5:6:919:LYS:HG2	2.22	0.40
5:6:772:TYR:CE2	5:6:776:LYS:HE3	2.55	0.40
6:7:599:LEU:HD12	6:7:599:LEU:O	2.21	0.40
2:3:228:PRO:HA	2:3:229:ALA:HA	1.90	0.40
10:A:22:ARG:HB3	10:A:23:SER:HA	2.03	0.40
9:B:14:GLU:O	9:B:17:GLN:HG2	2.20	0.40
1:2:856:GLN:HE22	1:2:859:ARG:HD3	1.87	0.40
4:5:178:TYR:HE1	4:5:191:SER:HB2	1.84	0.40
10:A:54:LEU:CD2	10:A:57:GLN:OE1	2.68	0.40
3:4:319:PRO:HG2	6:7:309:ALA:CB	2.52	0.40
1:2:290:HIS:O	1:2:292:GLU:N	2.55	0.40
8:D:77:LEU:HB3	8:D:78:PRO:HD2	2.04	0.40
2:3:502:ILE:HG21	6:7:244:ILE:HG12	0.42	0.40
1:2:803:PHE:HE2	1:2:805:ILE:C	2.09	0.40
10:A:108:ASP:OD1	10:A:198:ARG:CD	2.64	0.40
8:D:275:TYR:HE1	9:B:169:GLN:CB	2.34	0.40
8:D:250:GLU:HG3	8:D:256:TYR:HD2	1.85	0.40
4:5:415:LEU:O	4:5:415:LEU:HD12	2.22	0.40
5:6:738:ARG:HD3	5:6:738:ARG:HA	1.94	0.40
4:5:554:PHE:HE1	4:5:687:SER:CB	2.31	0.40
4:5:345:SER:HB2	4:5:601:ARG:NH1	2.36	0.40
4:5:464:LEU:HD23	4:5:466:GLY:N	2.36	0.40
3:4:794:THR:CB	5:6:578:SER:OG	2.70	0.40
5:6:525:ILE:O	5:6:529:LEU:HG	2.22	0.40
9:B:112:PHE:O	9:B:152:ARG:NH2	2.53	0.40
2:3:95:ARG:NH2	2:3:154:LYS:HG3	2.36	0.40
4:5:675:ARG:HA	4:5:678:ASP:OD2	2.20	0.40
3:4:353:ASP:OD1	3:4:354:HIS:N	2.54	0.40
10:A:193:GLN:O	10:A:197:GLU:HG3	2.21	0.40

Continued on next page...

Continued from previous page...

Atom-1	Atom-2	Interatomic distance (Å)	Clash overlap (Å)
1:2:433:ASN:HA	1:2:434:TYR:HA	1.81	0.40
9:B:79:LEU:HB2	9:B:85:CYS:SG	2.61	0.40

There are no symmetry-related clashes.

5.3 Torsion angles [i](#)

5.3.1 Protein backbone [i](#)

In the following table, the Percentiles column shows the percent Ramachandran outliers of the chain as a percentile score with respect to all PDB entries followed by that with respect to all EM entries.

The Analysed column shows the number of residues for which the backbone conformation was analysed, and the total number of residues.

Mol	Chain	Analysed	Favoured	Allowed	Outliers	Percentiles	
1	2	564/868 (65%)	512 (91%)	45 (8%)	7 (1%)	16	62
2	3	563/971 (58%)	515 (92%)	41 (7%)	7 (1%)	16	62
3	4	609/933 (65%)	534 (88%)	65 (11%)	10 (2%)	12	57
4	5	638/775 (82%)	571 (90%)	49 (8%)	18 (3%)	6	45
5	6	656/1017 (64%)	594 (90%)	52 (8%)	10 (2%)	13	58
6	7	647/845 (77%)	572 (88%)	66 (10%)	9 (1%)	14	58
7	c	543/650 (84%)	496 (91%)	45 (8%)	2 (0%)	39	80
8	D	215/294 (73%)	197 (92%)	16 (7%)	2 (1%)	21	67
9	B	177/213 (83%)	163 (92%)	14 (8%)	0	100	100
10	A	206/208 (99%)	181 (88%)	24 (12%)	1 (0%)	34	77
11	C	151/194 (78%)	144 (95%)	7 (5%)	0	100	100
All	All	4969/6968 (71%)	4479 (90%)	424 (8%)	66 (1%)	20	60

All (66) Ramachandran outliers are listed below:

Mol	Chain	Res	Type
1	2	291	SER
3	4	450	GLN
3	4	609	VAL
3	4	736	ILE

Continued on next page...

Continued from previous page...

Mol	Chain	Res	Type
4	5	340	SER
4	5	561	ASN
4	5	592	SER
4	5	596	ILE
4	5	713	ARG
4	5	729	SER
5	6	930	GLU
6	7	26	VAL
6	7	464	VAL
6	7	544	GLN
6	7	679	PHE
7	c	601	ILE
1	2	685	ASP
2	3	389	VAL
3	4	419	VAL
3	4	494	GLU
3	4	712	VAL
4	5	341	SER
4	5	410	ILE
4	5	574	ASN
4	5	714	PHE
4	5	759	GLU
5	6	402	ILE
5	6	541	GLU
5	6	560	VAL
5	6	819	ILE
5	6	929	GLU
1	2	435	ASP
1	2	439	ASN
2	3	230	ILE
4	5	559	ASP
5	6	106	VAL
1	2	298	SER
1	2	533	ILE
2	3	158	LYS
2	3	172	THR
3	4	493	ASN
4	5	153	SER
4	5	154	GLU
4	5	267	VAL
4	5	343	TRP
4	5	576	HIS

Continued on next page...

Continued from previous page...

Mol	Chain	Res	Type
5	6	321	VAL
6	7	257	VAL
6	7	675	MET
6	7	677	SER
8	D	219	ILE
8	D	255	CYS
10	A	27	VAL
2	3	440	VAL
4	5	579	ASN
5	6	410	LEU
5	6	569	ILE
1	2	297	ILE
7	c	98	ILE
2	3	519	VAL
6	7	258	ILE
3	4	433	ILE
3	4	463	VAL
6	7	248	VAL
2	3	326	VAL
3	4	733	PRO

5.3.2 Protein sidechains ⓘ

In the following table, the Percentiles column shows the percent sidechain outliers of the chain as a percentile score with respect to all PDB entries followed by that with respect to all EM entries.

The Analysed column shows the number of residues for which the sidechain conformation was analysed, and the total number of residues.

Mol	Chain	Analysed	Rotameric	Outliers	Percentiles	
1	2	495/770 (64%)	495 (100%)	0	100	100
2	3	502/835 (60%)	502 (100%)	0	100	100
3	4	554/848 (65%)	554 (100%)	0	100	100
4	5	589/688 (86%)	589 (100%)	0	100	100
5	6	548/886 (62%)	548 (100%)	0	100	100
6	7	578/753 (77%)	578 (100%)	0	100	100
7	c	498/585 (85%)	496 (100%)	2 (0%)	93	96
8	D	213/279 (76%)	212 (100%)	1 (0%)	92	96

Continued on next page...

Continued from previous page...

Mol	Chain	Analysed	Rotameric	Outliers	Percentiles	
9	B	171/198 (86%)	170 (99%)	1 (1%)	90	95
10	A	192/192 (100%)	191 (100%)	1 (0%)	92	96
11	C	144/173 (83%)	144 (100%)	0	100	100
All	All	4484/6207 (72%)	4479 (100%)	5 (0%)	95	97

All (5) residues with a non-rotameric sidechain are listed below:

Mol	Chain	Res	Type
7	c	27	LEU
7	c	152	LEU
8	D	168	LEU
9	B	175	LEU
10	A	151	LEU

Some sidechains can be flipped to improve hydrogen bonding and reduce clashes. All (64) such sidechains are listed below:

Mol	Chain	Res	Type
1	2	238	ASN
1	2	386	GLN
1	2	439	ASN
1	2	551	GLN
1	2	613	ASN
1	2	658	ASN
1	2	809	HIS
1	2	849	GLN
1	2	856	GLN
2	3	29	GLN
2	3	349	ASN
2	3	351	ASN
2	3	374	HIS
2	3	404	ASN
2	3	493	GLN
2	3	554	ASN
2	3	661	GLN
2	3	670	GLN
3	4	184	ASN
3	4	231	ASN
3	4	247	ASN
3	4	646	HIS
3	4	757	HIS

Continued on next page...

Continued from previous page...

Mol	Chain	Res	Type
3	4	797	GLN
4	5	49	GLN
4	5	53	ASN
4	5	58	ASN
4	5	253	GLN
4	5	259	GLN
4	5	411	ASN
4	5	494	HIS
4	5	543	GLN
4	5	560	HIS
4	5	676	HIS
4	5	716	GLN
4	5	731	GLN
4	5	741	HIS
4	5	758	HIS
5	6	690	ASN
5	6	698	ASN
5	6	750	GLN
6	7	76	ASN
6	7	87	GLN
6	7	89	GLN
6	7	145	GLN
6	7	311	GLN
6	7	544	GLN
6	7	585	ASN
6	7	620	HIS
6	7	622	HIS
7	c	243	GLN
7	c	249	ASN
7	c	266	ASN
7	c	550	ASN
7	c	604	ASN
8	D	110	ASN
9	B	62	ASN
9	B	146	GLN
9	B	167	HIS
9	B	179	ASN
10	A	104	ASN
10	A	175	GLN
10	A	202	GLN
11	C	41	ASN

5.3.3 RNA [i](#)

There are no RNA molecules in this entry.

5.4 Non-standard residues in protein, DNA, RNA chains [i](#)

There are no non-standard protein/DNA/RNA residues in this entry.

5.5 Carbohydrates [i](#)

There are no carbohydrates in this entry.

5.6 Ligand geometry [i](#)

Of 1 ligands modelled in this entry, 1 is monoatomic - leaving 0 for Mogul analysis.

There are no bond length outliers.

There are no bond angle outliers.

There are no chirality outliers.

There are no torsion outliers.

There are no ring outliers.

No monomer is involved in short contacts.

5.7 Other polymers [i](#)

There are no such residues in this entry.

5.8 Polymer linkage issues [i](#)

There are no chain breaks in this entry.