



# Full wwPDB X-ray Structure Validation Report ⓘ

Jan 31, 2016 – 08:50 PM GMT

PDB ID : 1M34  
Title : Nitrogenase Complex From Azotobacter Vinelandii Stabilized By ADP-Tetrafluoroaluminate  
Authors : Schmid, B.; Einsle, O.; Chiu, H.-J.; Willing, A.; Yoshida, M.; Howard, J.B.; Rees, D.C.  
Deposited on : 2002-06-27  
Resolution : 2.30 Å(reported)

This is a Full wwPDB X-ray Structure Validation Report for a publicly released PDB entry.  
We welcome your comments at [validation@mail.wwpdb.org](mailto:validation@mail.wwpdb.org)  
A user guide is available at  
<http://wwpdb.org/validation/2016/XrayValidationReportHelp>  
with specific help available everywhere you see the ⓘ symbol.

---

The following versions of software and data (see [references ⓘ](#)) were used in the production of this report:

MolProbity : 4.02b-467  
Mogul : 1.7 (RC4), CSD as536be (2015)  
Xtriage (Phenix) : **NOT EXECUTED**  
EDS : **NOT EXECUTED**  
Percentile statistics : 20151230.v01 (using entries in the PDB archive December 30th 2015)  
Ideal geometry (proteins) : Engh & Huber (2001)  
Ideal geometry (DNA, RNA) : Parkinson et al. (1996)  
Validation Pipeline (wwPDB-VP) : trunk26865

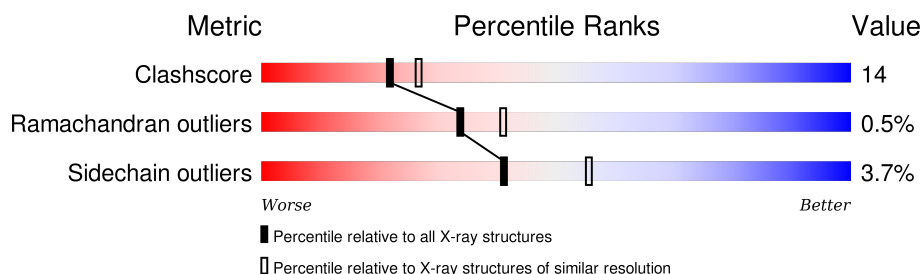
# 1 Overall quality at a glance

The following experimental techniques were used to determine the structure:

*X-RAY DIFFRACTION*

The reported resolution of this entry is 2.30 Å.

Percentile scores (ranging between 0-100) for global validation metrics of the entry are shown in the following graphic. The table shows the number of entries on which the scores are based.



Metric	Whole archive (#Entries)	Similar resolution (#Entries, resolution range(Å))
Clashscore	102246	4452 (2.30-2.30)
Ramachandran outliers	100387	4410 (2.30-2.30)
Sidechain outliers	100360	4409 (2.30-2.30)










The table below summarises the geometric issues observed across the polymeric chains and their fit to the electron density. The red, orange, yellow and green segments on the lower bar indicate the fraction of residues that contain outliers for  $\geq 3$ , 2, 1 and 0 types of geometric quality criteria. A grey segment represents the fraction of residues that are not modelled. The numeric value for each fraction is indicated below the corresponding segment, with a dot representing fractions  $\leq 5\%$ . The upper red bar (where present) indicates the fraction of residues that have poor fit to the electron density. The numeric value is given above the bar.

Note EDS was not executed.

Mol	Chain	Length	Quality of chain
1	A	491	
1	C	491	
1	I	491	
1	K	491	
2	B	522	
2	D	522	
2	J	522	

*Continued on next page...*

*Continued from previous page...*

Mol	Chain	Length	Quality of chain
2	L	522	 79% 20% •
3	E	289	 64% 28% • 5%
3	F	289	 63% 29% • 5%
3	G	289	 63% 28% • 5%
3	H	289	 67% 26% • 5%
3	M	289	 67% 25% • 5%
3	N	289	 65% 27% • 5%
3	O	289	 63% 29% • 5%
3	P	289	 65% 28% • 5%

The following table lists non-polymeric compounds, carbohydrate monomers and non-standard residues in protein, DNA, RNA chains that are outliers for geometric or electron-density-fit criteria:

Mol	Type	Chain	Res	Chirality	Geometry	Clashes	Electron density
7	HCA	A	2094	X	-	-	-
7	HCA	I	4094	X	-	-	-

## 2 Entry composition

There are 12 unique types of molecules in this entry. The entry contains 50568 atoms, of which 0 are hydrogens and 0 are deuteriums.

In the tables below, the ZeroOcc column contains the number of atoms modelled with zero occupancy, the AltConf column contains the number of residues with at least one atom in alternate conformation and the Trace column contains the number of residues modelled with at most 2 atoms.

- Molecule 1 is a protein called Nitrogenase Molybdenum-Iron Protein alpha chain.

Mol	Chain	Residues	Atoms					ZeroOcc	AltConf	Trace
1	A	478	Total	C	N	O	S	0	0	0
			3795	2413	647	710	25			
1	C	478	Total	C	N	O	S	0	0	0
			3795	2413	647	710	25			
1	I	478	Total	C	N	O	S	0	0	0
			3795	2413	647	710	25			
1	K	478	Total	C	N	O	S	0	0	0
			3795	2413	647	710	25			

- Molecule 2 is a protein called Nitrogenase Molybdenum-Iron Protein beta chain.

Mol	Chain	Residues	Atoms					ZeroOcc	AltConf	Trace
2	B	522	Total	C	N	O	S	0	0	0
			4174	2666	705	775	28			
2	D	522	Total	C	N	O	S	0	0	0
			4174	2666	705	775	28			
2	J	522	Total	C	N	O	S	0	0	0
			4174	2666	705	775	28			
2	L	522	Total	C	N	O	S	0	0	0
			4174	2666	705	775	28			

- Molecule 3 is a protein called Nitrogenase Iron Protein 1.

Mol	Chain	Residues	Atoms					ZeroOcc	AltConf	Trace
3	E	274	Total	C	N	O	S	0	0	0
			2073	1296	353	403	21			
3	F	274	Total	C	N	O	S	0	0	0
			2073	1296	353	403	21			
3	G	274	Total	C	N	O	S	0	0	0
			2073	1296	353	403	21			
3	H	274	Total	C	N	O	S	0	0	0
			2073	1296	353	403	21			

*Continued on next page...*

*Continued from previous page...*

Mol	Chain	Residues	Atoms					ZeroOcc	AltConf	Trace
3	M	274	Total	C	N	O	S	0	0	0
			2073	1296	353	403	21			
3	N	274	Total	C	N	O	S	0	0	0
			2073	1296	353	403	21			
3	O	274	Total	C	N	O	S	0	0	0
			2073	1296	353	403	21			
3	P	274	Total	C	N	O	S	0	0	0
			2073	1296	353	403	21			

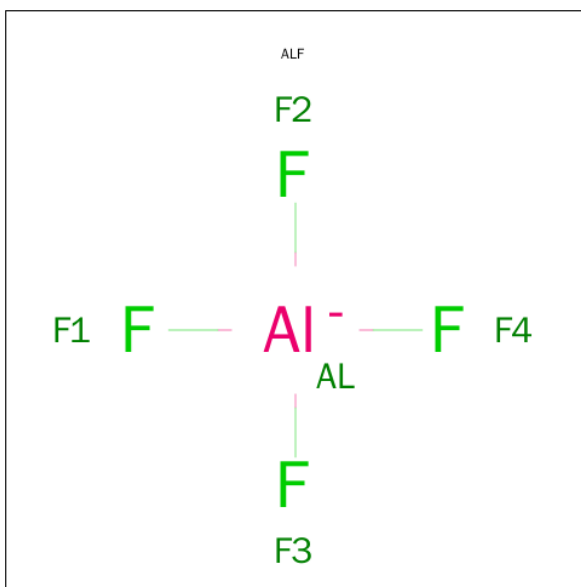
- Molecule 4 is CALCIUM ION (three-letter code: CA) (formula: Ca).

Mol	Chain	Residues	Atoms		ZeroOcc	AltConf
4	L	1	Total	Ca	0	0
			1	1		
4	B	1	Total	Ca	0	0
			1	1		
4	D	1	Total	Ca	0	0
			1	1		
4	J	1	Total	Ca	0	0
			1	1		

- Molecule 5 is MAGNESIUM ION (three-letter code: MG) (formula: Mg).

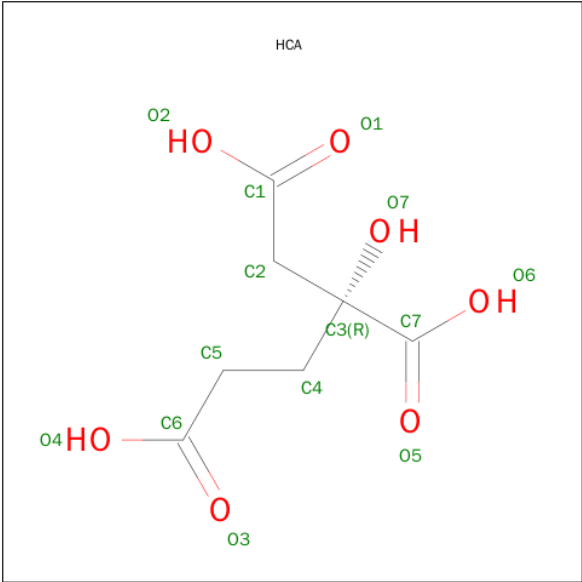
Mol	Chain	Residues	Atoms		ZeroOcc	AltConf
5	P	1	Total	Mg	0	0
			1	1		
5	G	1	Total	Mg	0	0
			1	1		
5	E	1	Total	Mg	0	0
			1	1		
5	H	1	Total	Mg	0	0
			1	1		
5	N	1	Total	Mg	0	0
			1	1		
5	O	1	Total	Mg	0	0
			1	1		
5	F	1	Total	Mg	0	0
			1	1		
5	M	1	Total	Mg	0	0
			1	1		

- Molecule 6 is TETRAFLUOROALUMINATE ION (three-letter code: ALF) (formula: AlF<sub>4</sub>).




Mol	Chain	Residues	Atoms			ZeroOcc	AltConf
6	E	1	Total	Al	F	0	0
			5	1	4		
6	F	1	Total	Al	F	0	0
			5	1	4		
6	G	1	Total	Al	F	0	0
			5	1	4		
6	H	1	Total	Al	F	0	0
			5	1	4		
6	M	1	Total	Al	F	0	0
			5	1	4		
6	N	1	Total	Al	F	0	0
			5	1	4		
6	O	1	Total	Al	F	0	0
			5	1	4		
6	P	1	Total	Al	F	0	0
			5	1	4		

- Molecule 7 is 3-HYDROXY-3-CARBOXY-ADIPIC ACID (three-letter code: HCA) (formula: C<sub>7</sub>H<sub>10</sub>O<sub>7</sub>).




Mol	Chain	Residues	Atoms			ZeroOcc	AltConf
7	A	1	Total	C	O	0	0
			14	7	7		
7	C	1	Total	C	O	0	0
			14	7	7		
7	I	1	Total	C	O	0	0
			14	7	7		
7	K	1	Total	C	O	0	0
			14	7	7		

- Molecule 8 is FE-MO-S CLUSTER (three-letter code: CFM) (formula: Fe<sub>7</sub>MoS<sub>9</sub>).



Mol	Chain	Residues	Atoms				ZeroOcc	AltConf
8	A	1	Total	Fe	Mo	S	0	0
			17	7	1	9		
8	C	1	Total	Fe	Mo	S	0	0
			17	7	1	9		
8	I	1	Total	Fe	Mo	S	0	0
			17	7	1	9		
8	K	1	Total	Fe	Mo	S	0	0
			17	7	1	9		

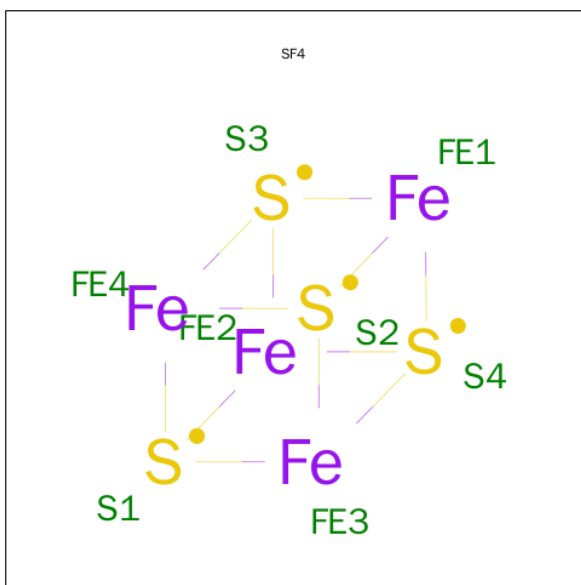
- Molecule 9 is FE(8)-S(7) CLUSTER (three-letter code: CLF) (formula: Fe<sub>8</sub>S<sub>7</sub>).



Mol	Chain	Residues	Atoms			ZeroOcc	AltConf
9	B	1	Total	Fe	S	0	0
			15	8	7		
9	D	1	Total	Fe	S	0	0
			15	8	7		
9	J	1	Total	Fe	S	0	0
			15	8	7		
9	L	1	Total	Fe	S	0	0
			15	8	7		

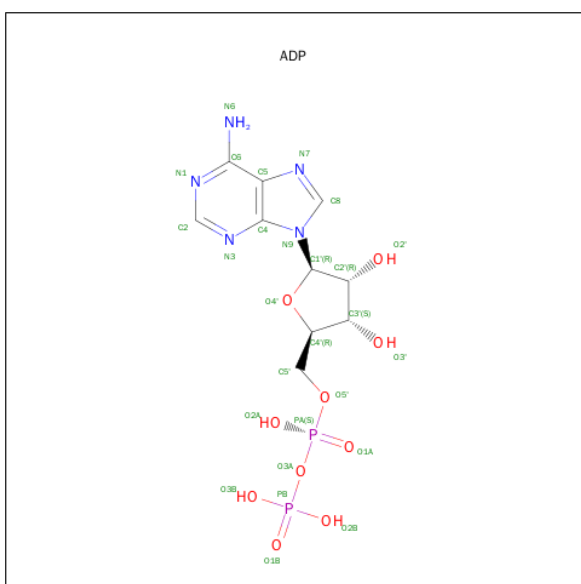
- Molecule 10 is IRON/SULFUR CLUSTER (three-letter code: SF4) (formula: Fe<sub>4</sub>S<sub>4</sub>).





Mol	Chain	Residues	Atoms			ZeroOcc	AltConf
10	E	1	Total 8	Fe 4	S 4	0	0
10	G	1	Total 8	Fe 4	S 4	0	0
10	M	1	Total 8	Fe 4	S 4	0	0
10	O	1	Total 8	Fe 4	S 4	0	0

- Molecule 11 is ADENOSINE-5'-DIPHOSPHATE (three-letter code: ADP) (formula:  $\text{C}_{10}\text{H}_{15}\text{N}_5\text{O}_{10}\text{P}_2$ ).



Mol	Chain	Residues	Atoms					ZeroOcc	AltConf
11	E	1	Total	C	N	O	P	0	0
			27	10	5	10	2		
11	F	1	Total	C	N	O	P	0	0
			27	10	5	10	2		
11	G	1	Total	C	N	O	P	0	0
			27	10	5	10	2		
11	H	1	Total	C	N	O	P	0	0
			27	10	5	10	2		
11	M	1	Total	C	N	O	P	0	0
			27	10	5	10	2		
11	N	1	Total	C	N	O	P	0	0
			27	10	5	10	2		
11	O	1	Total	C	N	O	P	0	0
			27	10	5	10	2		
11	P	1	Total	C	N	O	P	0	0
			27	10	5	10	2		

- Molecule 12 is water.

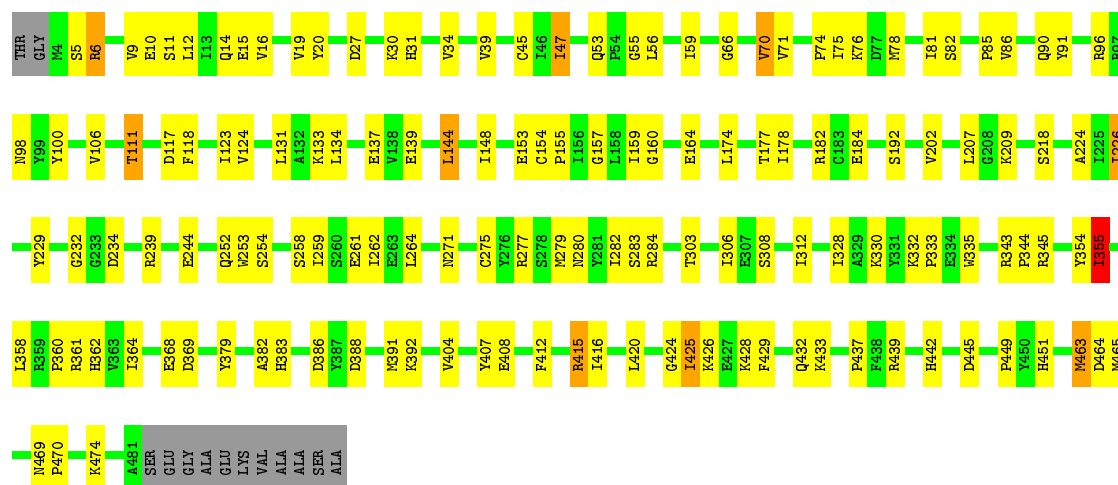
Mol	Chain	Residues	Atoms		ZeroOcc	AltConf
12	A	128	Total	O	0	0
			128	128		
12	B	178	Total	O	0	0
			178	178		
12	C	151	Total	O	0	0
			151	151		
12	D	171	Total	O	0	0
			171	171		
12	E	41	Total	O	0	0
			41	41		
12	F	39	Total	O	0	0
			39	39		
12	G	56	Total	O	0	0
			56	56		
12	H	26	Total	O	0	0
			26	26		
12	I	190	Total	O	0	0
			190	190		
12	J	207	Total	O	0	0
			207	207		
12	K	109	Total	O	0	0
			109	109		
12	L	170	Total	O	0	0
			170	170		

*Continued on next page...*

*Continued from previous page...*

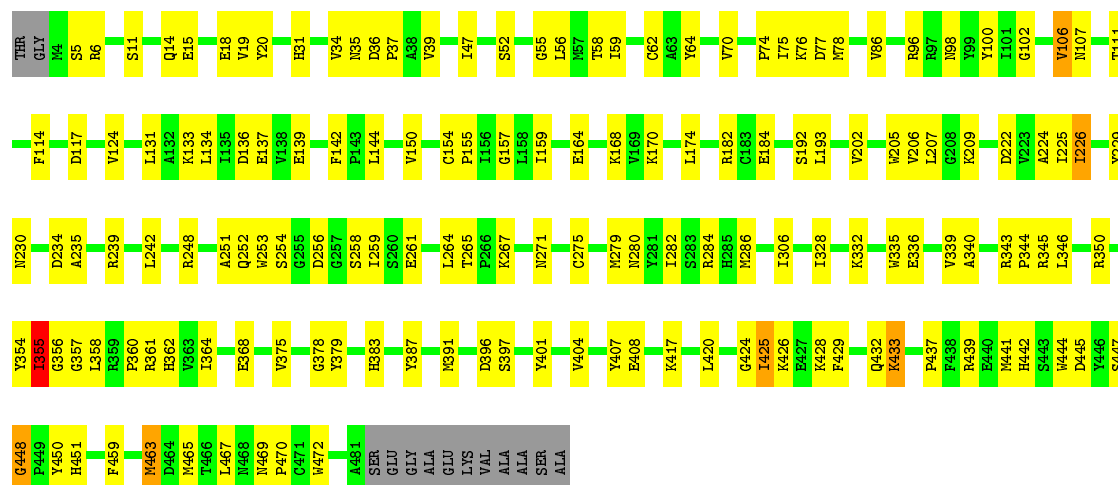
Mol	Chain	Residues	Atoms		ZeroOcc	AltConf
12	M	62	Total 62	O 62	0	0
12	N	41	Total 41	O 41	0	0
12	O	30	Total 30	O 30	0	0
12	P	25	Total 25	O 25	0	0





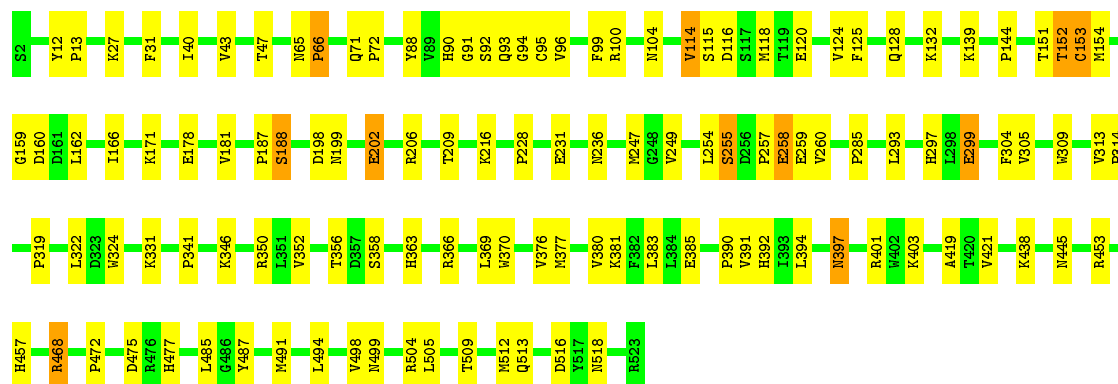
• Molecule 1: Nitrogenase Molybdenum-Iron Protein alpha chain

Chain K: 66% 30%

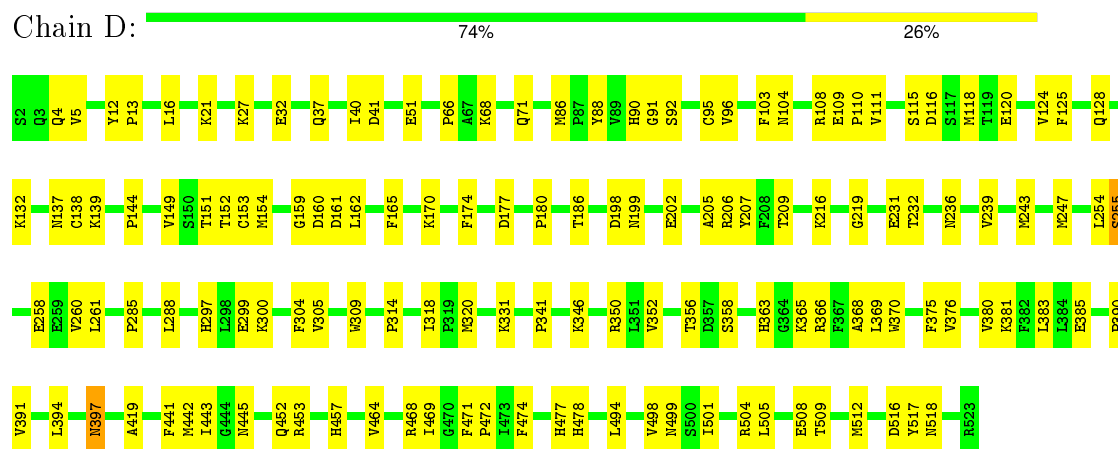


• Molecule 2: Nitrogenase Molybdenum-Iron Protein beta chain

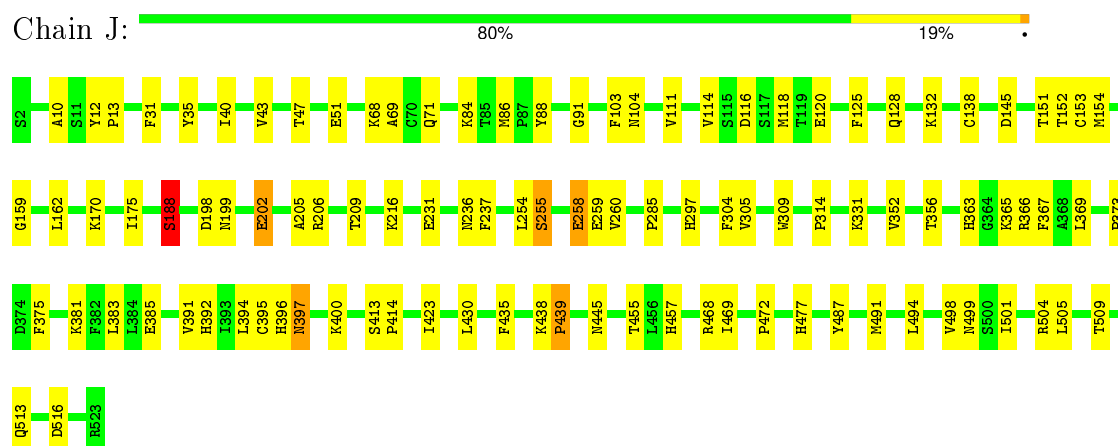
Chain B: 77% 21%



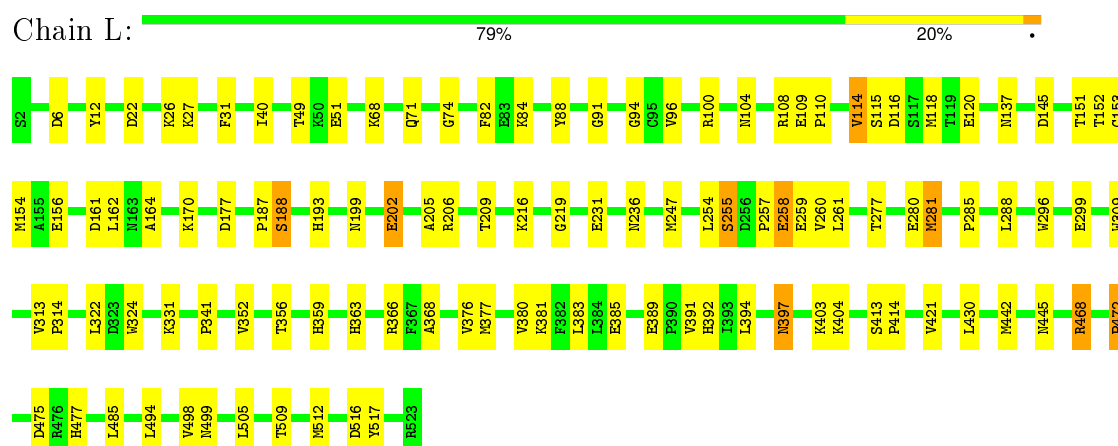
• Molecule 2: Nitrogenase Molybdenum-Iron Protein beta chain



• Molecule 2: Nitrogenase Molybdenum-Iron Protein beta chain

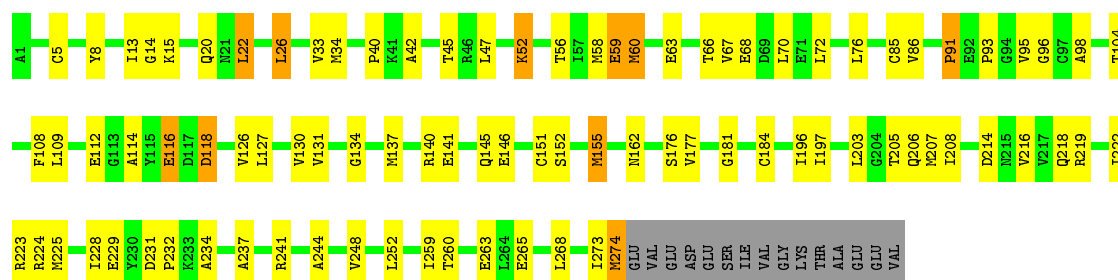


• Molecule 2: Nitrogenase Molybdenum-Iron Protein beta chain



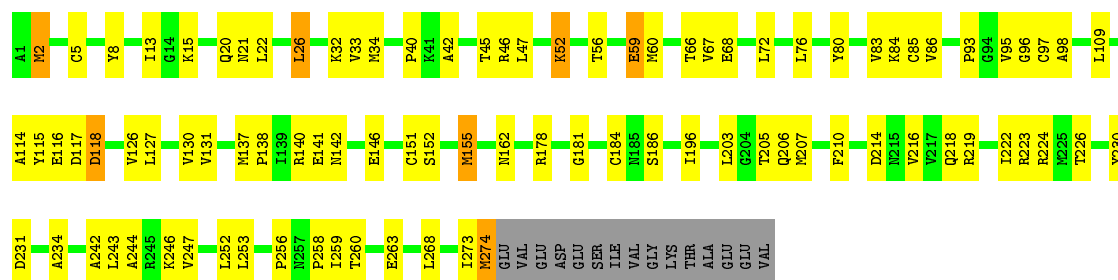
• Molecule 3: Nitrogenase Iron Protein 1





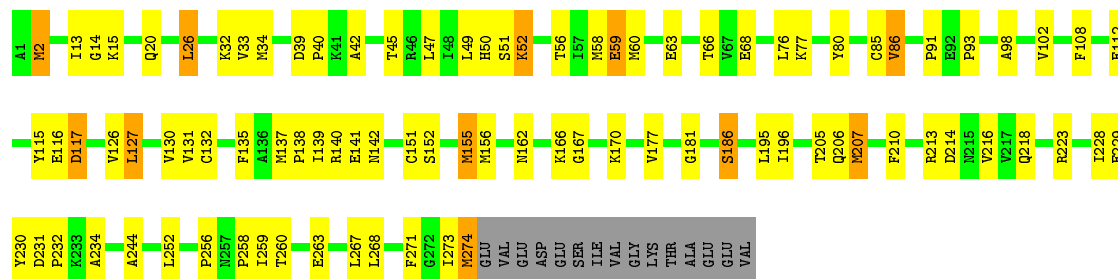
• Molecule 3: Nitrogenase Iron Protein 1

Chain F: 63% 29% 5%



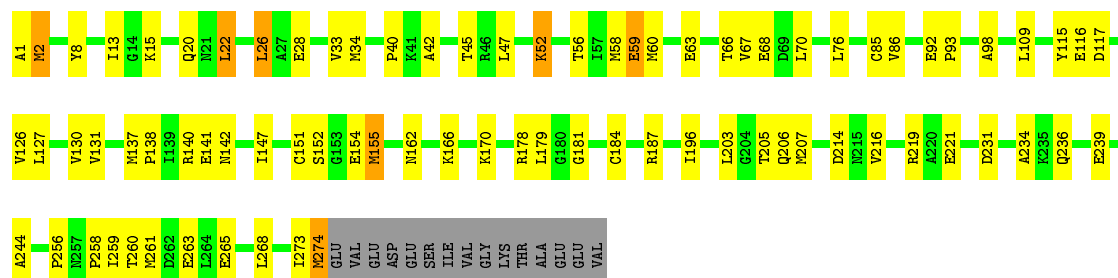
• Molecule 3: Nitrogenase Iron Protein 1

Chain G: 63% 28% 5%



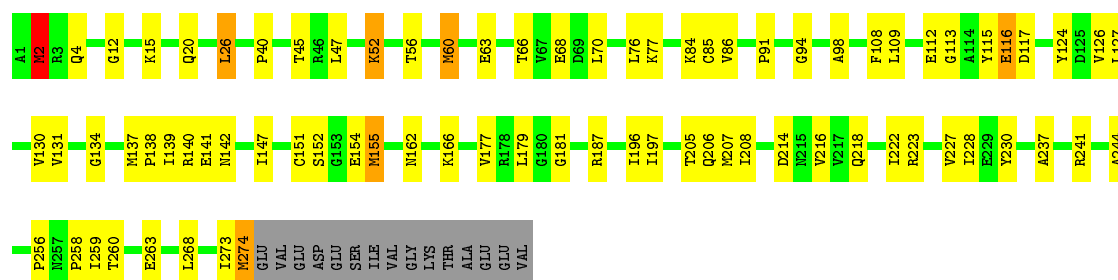
• Molecule 3: Nitrogenase Iron Protein 1

Chain H: 67% 26% 5%



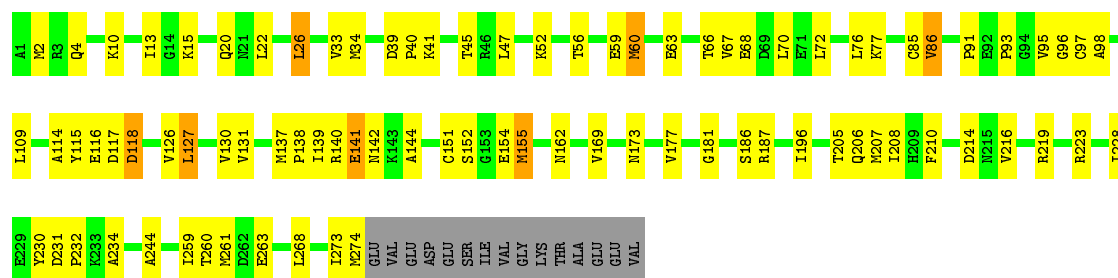
• Molecule 3: Nitrogenase Iron Protein 1

Chain M: 67% 25% 5%



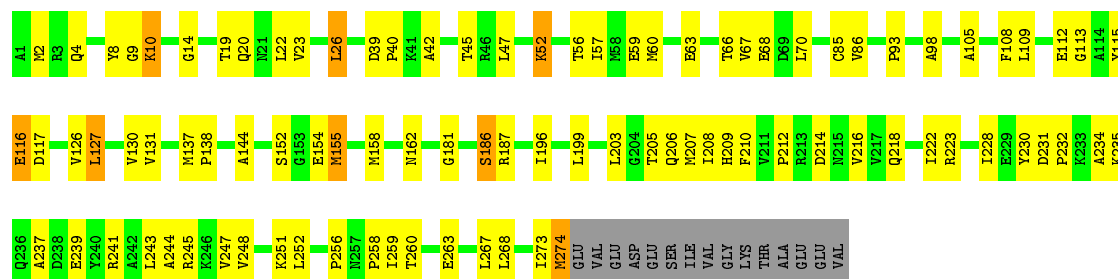
• Molecule 3: Nitrogenase Iron Protein 1

Chain N: 65% 27% 5%



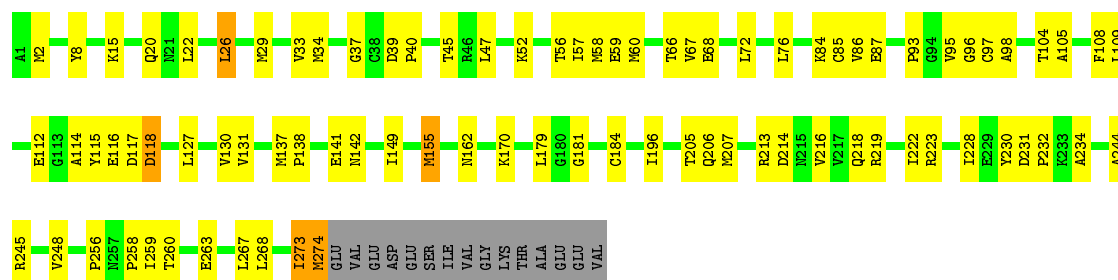
• Molecule 3: Nitrogenase Iron Protein 1

Chain O: 63% 29% 5%



• Molecule 3: Nitrogenase Iron Protein 1

Chain P: 65% 28% 5%





## 4 Data and refinement statistics

Xtriage (Phenix) and EDS were not executed - this section will therefore be incomplete.

Property	Value	Source
Space group	C 1 2 1	Depositor
Cell constants a, b, c, $\alpha$ , $\beta$ , $\gamma$	326.10 Å   75.80 Å   312.20 Å 90.00°   102.60°   90.00°	Depositor
Resolution (Å)	20.00 – 2.30	Depositor
% Data completeness (in resolution range)	(Not available) (20.00-2.30)	Depositor
$R_{merge}$	(Not available)	Depositor
$R_{sym}$	(Not available)	Depositor
Refinement program	CNS	Depositor
R, $R_{free}$	0.200 , 0.236	Depositor
Estimated twinning fraction	No twinning to report.	Xtriage
Total number of atoms	50568	wwPDB-VP
Average B, all atoms (Å <sup>2</sup> )	37.0	wwPDB-VP

## 5 Model quality ⓘ

### 5.1 Standard geometry ⓘ

Bond lengths and bond angles in the following residue types are not validated in this section: MG, CFM, ADP, ALF, CLF, HCA, CA, SF4

The Z score for a bond length (or angle) is the number of standard deviations the observed value is removed from the expected value. A bond length (or angle) with  $|Z| > 5$  is considered an outlier worth inspection. RMSZ is the root-mean-square of all Z scores of the bond lengths (or angles).

Mol	Chain	Bond lengths		Bond angles	
		RMSZ	# $ Z  > 5$	RMSZ	# $ Z  > 5$
1	A	0.47	2/3883 (0.1%)	0.72	6/5236 (0.1%)
1	C	0.41	1/3883 (0.0%)	0.68	4/5236 (0.1%)
1	I	0.40	0/3883	0.69	0/5236
1	K	0.41	0/3883	0.66	0/5236
2	B	0.53	3/4280 (0.1%)	0.66	2/5786 (0.0%)
2	D	0.42	1/4280 (0.0%)	0.66	1/5786 (0.0%)
2	J	0.51	2/4280 (0.0%)	0.66	2/5786 (0.0%)
2	L	0.42	1/4280 (0.0%)	0.64	1/5786 (0.0%)
3	E	0.37	0/2097	0.64	0/2824
3	F	0.34	0/2097	0.61	0/2824
3	G	0.35	0/2097	0.61	0/2824
3	H	0.33	0/2097	0.62	1/2824 (0.0%)
3	M	0.34	0/2097	0.59	0/2824
3	N	0.36	0/2097	0.63	0/2824
3	O	0.32	0/2097	0.59	0/2824
3	P	0.32	0/2097	0.59	0/2824
All	All	0.42	10/49428 (0.0%)	0.65	17/66680 (0.0%)

Chiral center outliers are detected by calculating the chiral volume of a chiral center and verifying if the center is modelled as a planar moiety or with the opposite hand. A planarity outlier is detected by checking planarity of atoms in a peptide group, atoms in a mainchain group or atoms of a sidechain that are expected to be planar.

Mol	Chain	#Chirality outliers	#Planarity outliers
1	A	0	1

All (10) bond length outliers are listed below:

Mol	Chain	Res	Type	Atoms	Z	Observed(Å)	Ideal(Å)
2	J	439	PRO	N-CD	-18.12	1.22	1.47
2	B	66	PRO	N-CD	-18.07	1.22	1.47

*Continued on next page...*

*Continued from previous page...*

Mol	Chain	Res	Type	Atoms	Z	Observed(Å)	Ideal(Å)
1	A	88	CYS	CB-SG	-7.10	1.70	1.82
1	A	154	CYS	CB-SG	-6.75	1.70	1.82
2	J	188	SER	CB-OG	6.52	1.50	1.42
1	C	154	CYS	CB-SG	-6.03	1.72	1.82
2	L	188	SER	CB-OG	5.54	1.49	1.42
2	B	95	CYS	CB-SG	-5.28	1.73	1.81
2	B	187	PRO	N-CD	5.28	1.55	1.47
2	D	95	CYS	CB-SG	-5.10	1.73	1.81

All (17) bond angle outliers are listed below:

Mol	Chain	Res	Type	Atoms	Z	Observed(°)	Ideal(°)
2	D	95	CYS	CA-CB-SG	-10.50	95.10	114.00
2	J	188	SER	CA-CB-OG	9.37	136.50	111.20
2	L	188	SER	CA-CB-OG	8.06	132.97	111.20
2	B	95	CYS	CA-CB-SG	-7.95	99.69	114.00
1	A	253	TRP	C-N-CA	6.28	137.40	121.70
1	C	275	CYS	CA-CB-SG	-5.92	103.34	114.00
1	A	88	CYS	CA-CB-SG	-5.90	103.39	114.00
1	C	255	GLY	C-N-CA	5.69	135.93	121.70
2	J	439	PRO	N-CD-CG	5.55	111.52	103.20
2	B	66	PRO	N-CD-CG	5.51	111.46	103.20
1	A	275	CYS	CA-CB-SG	-5.41	104.26	114.00
1	C	88	CYS	CA-CB-SG	-5.27	104.52	114.00
1	A	154	CYS	CA-CB-SG	-5.22	104.61	114.00
3	H	92	GLU	N-CA-C	-5.21	96.93	111.00
1	A	254	SER	CA-C-N	5.17	126.54	116.20
1	A	253	TRP	CA-C-N	-5.12	105.94	117.20
1	C	154	CYS	CA-CB-SG	-5.01	104.98	114.00

There are no chirality outliers.

All (1) planarity outliers are listed below:

Mol	Chain	Res	Type	Group
1	A	379	TYR	Sidechain

## 5.2 Too-close contacts [i](#)

In the following table, the Non-H and H(model) columns list the number of non-hydrogen atoms and hydrogen atoms in the chain respectively. The H(added) column lists the number of hydrogen atoms added and optimized by MolProbity. The Clashes column lists the number of clashes within

the asymmetric unit, whereas Symm-Clashes lists symmetry related clashes.

Mol	Chain	Non-H	H(model)	H(added)	Clashes	Symm-Clashes
1	A	3795	0	3734	115	0
1	C	3795	0	3734	106	0
1	I	3795	0	3734	127	0
1	K	3795	0	3734	125	0
2	B	4174	0	4088	100	0
2	D	4174	0	4088	113	0
2	J	4174	0	4087	86	0
2	L	4174	0	4087	93	0
3	E	2073	0	2092	81	0
3	F	2073	0	2089	74	0
3	G	2073	0	2092	85	0
3	H	2073	0	2092	80	1
3	M	2073	0	2091	72	0
3	N	2073	0	2091	71	0
3	O	2073	0	2091	84	1
3	P	2073	0	2092	73	0
4	B	1	0	0	0	0
4	D	1	0	0	0	0
4	J	1	0	0	0	0
4	L	1	0	0	0	0
5	E	1	0	0	0	0
5	F	1	0	0	0	0
5	G	1	0	0	0	0
5	H	1	0	0	0	0
5	M	1	0	0	0	0
5	N	1	0	0	0	0
5	O	1	0	0	0	0
5	P	1	0	0	0	0
6	E	5	0	0	0	0
6	F	5	0	0	0	0
6	G	5	0	0	0	0
6	H	5	0	0	0	0
6	M	5	0	0	0	0
6	N	5	0	0	0	0
6	O	5	0	0	0	0
6	P	5	0	0	0	0
7	A	14	0	7	0	0
7	C	14	0	7	0	0
7	I	14	0	7	0	0
7	K	14	0	7	0	0
8	A	17	0	0	1	0
8	C	17	0	0	0	0

*Continued on next page...*

*Continued from previous page...*

Mol	Chain	Non-H	H(model)	H(added)	Clashes	Symm-Clashes
8	I	17	0	0	1	0
8	K	17	0	0	0	0
9	B	15	0	0	0	0
9	D	15	0	0	0	0
9	J	15	0	0	1	0
9	L	15	0	0	0	0
10	E	8	0	0	0	0
10	G	8	0	0	0	0
10	M	8	0	0	0	0
10	O	8	0	0	0	0
11	E	27	0	12	2	0
11	F	27	0	12	0	0
11	G	27	0	12	2	0
11	H	27	0	12	2	0
11	M	27	0	12	1	0
11	N	27	0	12	0	0
11	O	27	0	12	2	0
11	P	27	0	12	1	0
12	A	128	0	0	1	0
12	B	178	0	0	1	0
12	C	151	0	0	1	0
12	D	171	0	0	1	0
12	E	41	0	0	0	0
12	F	39	0	0	0	0
12	G	56	0	0	0	0
12	H	26	0	0	0	0
12	I	190	0	0	1	0
12	J	207	0	0	0	0
12	K	109	0	0	2	0
12	L	170	0	0	0	0
12	M	62	0	0	0	0
12	N	41	0	0	0	0
12	O	30	0	0	0	0
12	P	25	0	0	0	0
All	All	50568	0	48140	1356	1

The all-atom clashscore is defined as the number of clashes found per 1000 atoms (including hydrogen atoms). The all-atom clashscore for this structure is 14.

All (1356) close contacts within the same asymmetric unit are listed below, sorted by their clash magnitude.

Atom-1	Atom-2	Interatomic distance (Å)	Clash overlap (Å)
1:I:31:HIS:CE1	1:I:47:ILE:CD1	2.29	1.14
2:D:209:THR:HG21	2:D:309:TRP:HE1	1.09	1.14
1:I:31:HIS:CE1	1:I:47:ILE:HD13	1.85	1.12
1:I:47:ILE:HD12	1:I:47:ILE:O	1.51	1.09
3:M:130:VAL:HG23	3:N:93:PRO:HB3	1.34	1.09
2:B:209:THR:HG21	2:B:309:TRP:HE1	1.20	1.05
3:G:130:VAL:HG23	3:H:93:PRO:HB3	1.36	1.05
1:I:31:HIS:CG	1:I:47:ILE:HD11	1.93	1.04
2:D:209:THR:HG21	2:D:309:TRP:NE1	1.72	1.03
1:K:157:GLY:HA3	1:K:184:GLU:HG2	1.39	1.03
1:I:157:GLY:HA3	1:I:184:GLU:HG2	1.39	1.03
1:A:157:GLY:HA3	1:A:184:GLU:HG2	1.40	1.01
1:C:157:GLY:HA3	1:C:184:GLU:HG2	1.41	1.00
2:J:209:THR:HG21	2:J:309:TRP:HE1	1.25	0.99
1:I:31:HIS:ND1	1:I:47:ILE:CD1	2.25	0.99
3:O:93:PRO:HB3	3:P:130:VAL:CG2	1.93	0.99
2:L:209:THR:HG21	2:L:309:TRP:HE1	1.22	0.99
2:B:477:HIS:H	2:D:499:ASN:HD21	1.00	0.98
1:C:74:PRO:HB2	1:C:254:SER:O	1.64	0.98
3:G:66:THR:HG22	3:G:68:GLU:H	1.30	0.97
1:I:47:ILE:O	1:I:47:ILE:CD1	2.12	0.97
1:I:31:HIS:ND1	1:I:47:ILE:HD11	1.80	0.96
3:E:66:THR:HG22	3:E:68:GLU:H	1.29	0.96
1:I:31:HIS:CE1	1:I:47:ILE:HD11	1.97	0.96
2:B:499:ASN:HD21	2:D:477:HIS:H	1.07	0.95
3:E:130:VAL:HG23	3:F:93:PRO:HB3	1.48	0.95
3:G:60:MET:CE	3:G:63:GLU:OE1	2.15	0.95
3:E:93:PRO:HB3	3:F:130:VAL:HG23	1.47	0.94
3:E:93:PRO:HB3	3:F:130:VAL:CG2	1.97	0.94
1:I:74:PRO:HB2	1:I:254:SER:O	1.66	0.93
2:J:499:ASN:HD21	2:L:477:HIS:H	1.07	0.93
2:D:397:ASN:H	2:D:397:ASN:HD22	0.98	0.93
1:C:74:PRO:CB	1:C:254:SER:O	2.17	0.92
2:B:209:THR:HG21	2:B:309:TRP:NE1	1.84	0.92
3:O:130:VAL:CG2	3:P:93:PRO:HB3	1.99	0.92
1:A:355:ILE:HB	1:A:360:PRO:HD3	1.51	0.92
3:N:216:VAL:HG22	3:N:219:ARG:HH12	1.36	0.91
2:L:209:THR:HG21	2:L:309:TRP:NE1	1.83	0.91
3:H:66:THR:HG22	3:H:68:GLU:H	1.35	0.91
3:G:130:VAL:CG2	3:H:93:PRO:HB3	1.99	0.91
1:K:39:VAL:HG23	1:K:391:MET:SD	2.11	0.90
2:J:477:HIS:H	2:L:499:ASN:HD21	1.11	0.89

Continued on next page...

*Continued from previous page...*

Atom-1	Atom-2	Interatomic distance (Å)	Clash overlap (Å)
3:M:66:THR:HG22	3:M:68:GLU:H	1.36	0.89
3:O:93:PRO:HB3	3:P:130:VAL:HG21	1.55	0.88
3:M:130:VAL:CG2	3:N:93:PRO:HB3	2.03	0.88
3:O:130:VAL:HG23	3:P:93:PRO:HB3	1.56	0.87
1:A:280:ASN:HD22	1:A:284:ARG:HH11	1.21	0.86
2:J:209:THR:HG21	2:J:309:TRP:NE1	1.90	0.86
2:L:397:ASN:HD22	2:L:397:ASN:H	1.23	0.86
3:E:130:VAL:CG2	3:F:93:PRO:HB3	2.04	0.85
2:D:397:ASN:ND2	2:D:397:ASN:H	1.73	0.85
3:O:66:THR:HG22	3:O:68:GLU:H	1.42	0.84
3:F:66:THR:HG22	3:F:68:GLU:H	1.41	0.84
3:H:20:GLN:HE22	3:H:47:LEU:H	1.25	0.84
3:N:20:GLN:HE22	3:N:47:LEU:H	1.26	0.83
1:K:275:CYS:HA	1:K:358:LEU:HD22	1.60	0.82
3:M:40:PRO:HG3	3:M:98:ALA:HB1	1.60	0.82
2:D:397:ASN:N	2:D:397:ASN:HD22	1.73	0.82
1:A:355:ILE:HB	1:A:360:PRO:CD	2.08	0.82
1:I:31:HIS:CD2	1:I:47:ILE:HD11	2.14	0.82
1:K:74:PRO:HB2	1:K:254:SER:O	1.79	0.82
2:J:397:ASN:H	2:J:397:ASN:HD22	1.26	0.82
1:K:345:ARG:HG2	1:K:345:ARG:HH11	1.45	0.82
2:B:366:ARG:NH1	2:B:438:LYS:O	2.13	0.82
1:I:47:ILE:C	1:I:47:ILE:CD1	2.49	0.81
3:G:93:PRO:HB3	3:H:130:VAL:CG2	2.10	0.81
1:A:420:LEU:HD21	1:A:463:MET:HE2	1.63	0.81
3:M:60:MET:CE	3:M:63:GLU:OE1	2.28	0.81
1:C:420:LEU:HD21	1:C:463:MET:HE2	1.63	0.81
1:K:74:PRO:CB	1:K:254:SER:O	2.29	0.80
3:G:60:MET:HE1	3:G:63:GLU:OE1	1.80	0.80
2:L:397:ASN:H	2:L:397:ASN:ND2	1.80	0.80
1:A:74:PRO:CB	1:A:254:SER:O	2.30	0.80
1:I:39:VAL:HG23	1:I:391:MET:SD	2.21	0.80
3:G:60:MET:HE3	3:G:63:GLU:OE1	1.82	0.80
3:E:98:ALA:HB3	3:F:131:VAL:HB	1.64	0.80
3:O:162:ASN:HD21	3:O:259:ILE:H	1.27	0.79
2:L:216:LYS:HG2	2:L:285:PRO:HB2	1.64	0.79
3:M:273:ILE:O	3:M:274:MET:HB2	1.82	0.79
3:E:228:ILE:O	3:E:232:PRO:HG3	1.81	0.79
1:I:74:PRO:CB	1:I:254:SER:O	2.29	0.79
3:P:214:ASP:OD1	3:P:216:VAL:HG23	1.83	0.79
3:M:60:MET:HE1	3:M:63:GLU:OE1	1.83	0.78

*Continued on next page...*

*Continued from previous page...*

Atom-1	Atom-2	Interatomic distance (Å)	Clash overlap (Å)
3:G:170:LYS:N	3:G:170:LYS:HD3	1.99	0.78
3:N:216:VAL:HG22	3:N:219:ARG:NH1	2.00	0.77
3:O:273:ILE:O	3:O:274:MET:HB2	1.85	0.77
2:L:71:GLN:HE22	2:L:199:ASN:HD22	1.33	0.77
3:H:216:VAL:HG22	3:H:219:ARG:HH12	1.49	0.77
2:J:216:LYS:HG2	2:J:285:PRO:HB2	1.67	0.77
1:A:74:PRO:HB3	1:A:254:SER:O	1.85	0.76
3:E:273:ILE:O	3:E:274:MET:HB2	1.82	0.76
3:N:66:THR:HG22	3:N:68:GLU:H	1.49	0.76
3:G:273:ILE:O	3:G:274:MET:HB2	1.85	0.76
3:H:273:ILE:O	3:H:274:MET:HB2	1.87	0.76
3:E:20:GLN:HE22	3:E:47:LEU:H	1.30	0.75
3:O:93:PRO:HB3	3:P:130:VAL:HG23	1.68	0.75
2:B:216:LYS:HG2	2:B:285:PRO:HB2	1.67	0.75
3:F:214:ASP:OD1	3:F:216:VAL:HG23	1.86	0.75
3:N:40:PRO:HG3	3:N:98:ALA:HB1	1.68	0.74
2:J:71:GLN:HE22	2:J:199:ASN:HD22	1.36	0.74
2:J:153:CYS:HB3	2:J:188:SER:OG	1.87	0.74
1:K:39:VAL:CG2	1:K:391:MET:SD	2.75	0.74
1:C:39:VAL:HG23	1:C:391:MET:SD	2.28	0.74
3:O:214:ASP:OD1	3:O:216:VAL:HG23	1.87	0.73
1:C:59:ILE:HG23	1:C:426:LYS:HE2	1.68	0.73
3:E:40:PRO:HG3	3:E:98:ALA:HB1	1.69	0.73
1:C:86:VAL:HB	1:C:117:ASP:OD1	1.88	0.73
3:G:98:ALA:HB3	3:H:131:VAL:HB	1.70	0.73
3:H:40:PRO:HG3	3:H:98:ALA:HB1	1.69	0.73
1:C:168:LYS:HE2	3:G:141:GLU:OE1	1.88	0.73
2:B:453:ARG:HG2	2:D:512:MET:CE	2.18	0.73
3:O:108:PHE:CE1	3:O:112:GLU:HG3	2.24	0.73
1:A:39:VAL:HG23	1:A:391:MET:SD	2.28	0.73
3:G:20:GLN:HE22	3:G:47:LEU:H	1.35	0.73
1:C:124:VAL:HG21	3:H:58:MET:HE2	1.70	0.73
3:G:93:PRO:HB3	3:H:130:VAL:HG23	1.71	0.73
1:C:428:LYS:O	1:C:432:GLN:HG3	1.88	0.73
2:L:397:ASN:N	2:L:397:ASN:HD22	1.85	0.72
3:N:39:ASP:OD1	3:N:40:PRO:HD2	1.89	0.72
1:K:168:LYS:HB2	1:K:168:LYS:NZ	2.04	0.72
3:P:273:ILE:O	3:P:274:MET:HB2	1.89	0.72
1:A:424:GLY:HA2	1:A:442:HIS:HD2	1.55	0.72
1:I:226:ILE:HA	1:I:253:TRP:HB2	1.71	0.72
3:G:162:ASN:HD21	3:G:259:ILE:H	1.38	0.72

*Continued on next page...*



*Continued from previous page...*

Atom-1	Atom-2	Interatomic distance (Å)	Clash overlap (Å)
1:K:420:LEU:HD21	1:K:463:MET:HE2	1.69	0.72
2:D:216:LYS:HG2	2:D:285:PRO:HB2	1.70	0.71
2:J:499:ASN:ND2	2:L:477:HIS:H	1.86	0.71
3:G:166:LYS:O	3:G:170:LYS:HE2	1.91	0.71
1:K:86:VAL:HB	1:K:117:ASP:OD1	1.89	0.71
3:E:76:LEU:HD13	3:E:86:VAL:HG22	1.72	0.71
3:P:40:PRO:HG3	3:P:98:ALA:HB1	1.72	0.71
3:M:131:VAL:HG12	3:N:40:PRO:HG2	1.73	0.70
3:P:20:GLN:HE22	3:P:47:LEU:H	1.40	0.70
1:K:226:ILE:HA	1:K:253:TRP:HB2	1.71	0.70
3:P:231:ASP:OD2	3:P:234:ALA:HB2	1.90	0.70
3:E:214:ASP:OD1	3:E:216:VAL:HG23	1.92	0.69
3:E:216:VAL:HG22	3:E:219:ARG:HH12	1.57	0.69
3:E:231:ASP:OD2	3:E:234:ALA:HB2	1.93	0.69
3:F:273:ILE:O	3:F:274:MET:HB2	1.90	0.69
3:F:260:THR:OG1	3:F:263:GLU:HG3	1.92	0.69
1:A:139:GLU:HG3	1:A:174:LEU:HD13	1.74	0.69
1:K:222:ASP:OD1	1:K:248:ARG:HD3	1.92	0.69
3:P:66:THR:HG22	3:P:68:GLU:H	1.57	0.69
3:O:60:MET:CE	3:O:63:GLU:OE1	2.41	0.69
3:E:244:ALA:O	3:E:248:VAL:HG23	1.93	0.69
1:K:355:ILE:HB	1:K:360:PRO:HD3	1.74	0.69
1:A:280:ASN:ND2	1:A:284:ARG:HH11	1.91	0.68
1:K:420:LEU:HD21	1:K:463:MET:CE	2.23	0.68
2:B:397:ASN:H	2:B:397:ASN:HD22	1.41	0.68
1:I:86:VAL:HB	1:I:117:ASP:OD1	1.93	0.68
3:F:218:GLN:O	3:F:222:ILE:HG12	1.93	0.68
3:O:131:VAL:HG12	3:P:40:PRO:HG2	1.74	0.68
2:B:403:LYS:HE2	2:B:421:VAL:O	1.93	0.68
3:H:162:ASN:HD21	3:H:259:ILE:H	1.41	0.68
3:E:162:ASN:HD21	3:E:259:ILE:H	1.42	0.68
2:L:231:GLU:CD	2:L:236:ASN:HD22	1.97	0.68
1:C:74:PRO:HB3	1:C:254:SER:O	1.92	0.67
2:B:509:THR:HG21	2:B:518:ASN:HD22	1.59	0.67
1:I:39:VAL:CG2	1:I:391:MET:SD	2.82	0.67
1:A:154:CYS:HB2	1:A:155:PRO:HD3	1.76	0.67
1:C:280:ASN:HD22	1:C:284:ARG:HH11	1.43	0.67
3:M:196:ILE:HB	3:M:207:MET:CE	2.24	0.67
3:O:20:GLN:HE22	3:O:47:LEU:H	1.42	0.67
2:D:151:THR:HG23	2:D:162:LEU:HD11	1.77	0.67
3:H:216:VAL:HG22	3:H:219:ARG:NH1	2.10	0.67

*Continued on next page...*

*Continued from previous page...*

Atom-1	Atom-2	Interatomic distance (Å)	Clash overlap (Å)
1:A:86:VAL:HB	1:A:117:ASP:OD1	1.94	0.67
3:O:40:PRO:HG3	3:O:98:ALA:HB1	1.76	0.67
1:A:106:VAL:HG21	2:B:40:ILE:HG23	1.77	0.66
2:B:153:CYS:HB3	2:B:188:SER:OG	1.94	0.66
3:O:260:THR:OG1	3:O:263:GLU:HG3	1.94	0.66
3:G:76:LEU:O	3:G:77:LYS:HD2	1.94	0.66
1:C:76:LYS:HD3	1:C:100:TYR:HB2	1.77	0.66
3:G:260:THR:OG1	3:G:263:GLU:HG3	1.96	0.66
3:M:40:PRO:HG3	3:M:98:ALA:CB	2.26	0.66
1:C:439:ARG:HG3	1:C:463:MET:HE3	1.78	0.66
3:O:98:ALA:HB3	3:P:131:VAL:HB	1.78	0.66
2:L:71:GLN:HE22	2:L:199:ASN:ND2	1.94	0.66
2:B:453:ARG:HG2	2:D:512:MET:HE2	1.76	0.66
1:C:222:ASP:OD1	1:C:248:ARG:HD3	1.96	0.66
2:J:254:LEU:O	2:J:255:SER:HB3	1.94	0.65
3:P:40:PRO:HG3	3:P:98:ALA:CB	2.27	0.65
1:C:192:SER:OG	1:C:383:HIS:HE1	1.79	0.65
1:I:253:TRP:HB3	1:I:279:MET:HE3	1.79	0.65
1:A:424:GLY:HA2	1:A:442:HIS:CD2	2.32	0.65
3:M:218:GLN:O	3:M:222:ILE:HG12	1.97	0.65
1:I:192:SER:OG	1:I:383:HIS:HE1	1.80	0.65
3:G:40:PRO:HG2	3:H:131:VAL:HG12	1.78	0.65
1:K:86:VAL:HG11	2:L:68:LYS:HE3	1.77	0.65
3:G:214:ASP:OD1	3:G:216:VAL:HG23	1.96	0.65
3:F:114:ALA:O	3:F:116:GLU:N	2.29	0.65
3:G:137:MET:HB3	3:G:138:PRO:HD3	1.78	0.65
2:B:487:TYR:O	2:B:491:MET:HG3	1.97	0.65
1:C:275:CYS:HA	1:C:358:LEU:HD22	1.78	0.65
3:M:98:ALA:HB3	3:N:131:VAL:HB	1.77	0.65
2:D:161:ASP:OD2	3:H:140:ARG:HG2	1.96	0.65
3:N:155:MET:HG2	3:N:268:LEU:HD11	1.79	0.65
2:B:477:HIS:H	2:D:499:ASN:ND2	1.83	0.64
1:A:258:SER:OG	1:A:261:GLU:HG2	1.97	0.64
3:N:162:ASN:HD21	3:N:259:ILE:H	1.45	0.64
3:N:114:ALA:O	3:N:116:GLU:N	2.29	0.64
2:D:209:THR:CG2	2:D:309:TRP:HE1	1.99	0.64
3:G:170:LYS:HD3	3:G:170:LYS:H	1.60	0.64
3:F:40:PRO:HG3	3:F:98:ALA:HB1	1.79	0.64
2:D:91:GLY:HA3	2:D:152:THR:HB	1.79	0.64
3:H:45:THR:HG21	3:H:85:CYS:HB3	1.79	0.64
1:C:354:TYR:CZ	1:C:404:VAL:HG12	2.32	0.64

*Continued on next page...*

*Continued from previous page...*

Atom-1	Atom-2	Interatomic distance (Å)	Clash overlap (Å)
3:O:86:VAL:HG11	3:O:109:LEU:HD21	1.79	0.64
3:P:114:ALA:O	3:P:116:GLU:N	2.29	0.64
1:C:425:ILE:HD12	2:D:104:ASN:HB3	1.80	0.64
3:N:214:ASP:OD1	3:N:216:VAL:HG23	1.98	0.64
3:G:93:PRO:HB3	3:H:130:VAL:HG21	1.79	0.64
1:A:420:LEU:HD21	1:A:463:MET:CE	2.27	0.64
1:I:425:ILE:HD12	2:J:104:ASN:HB3	1.79	0.64
3:N:60:MET:HB3	3:N:70:LEU:HD11	1.79	0.64
1:C:224:ALA:HB3	1:C:271:ASN:HD22	1.63	0.64
3:O:130:VAL:HG21	3:P:93:PRO:HB3	1.78	0.63
1:A:239:ARG:HD2	1:A:252:GLN:NE2	2.13	0.63
1:A:355:ILE:CB	1:A:360:PRO:HD3	2.26	0.63
3:O:40:PRO:HG2	3:P:131:VAL:HG12	1.81	0.63
1:K:425:ILE:HD12	2:L:104:ASN:HB3	1.79	0.63
3:M:45:THR:HG21	3:M:85:CYS:HB3	1.80	0.63
1:K:306:ILE:HG23	1:K:328:ILE:HD13	1.80	0.63
3:G:39:ASP:OD1	3:G:40:PRO:HD2	1.97	0.63
1:K:192:SER:OG	1:K:383:HIS:HE1	1.81	0.63
3:P:260:THR:OG1	3:P:263:GLU:HG3	1.98	0.63
1:C:420:LEU:HD21	1:C:463:MET:CE	2.27	0.63
1:K:56:LEU:HD21	2:L:137:ASN:HB3	1.80	0.63
1:A:439:ARG:HG3	1:A:463:MET:CE	2.27	0.63
3:M:40:PRO:HG2	3:N:131:VAL:HG12	1.80	0.63
1:A:74:PRO:HB2	1:A:254:SER:O	1.99	0.63
1:I:82:SER:HB3	1:I:153:GLU:OE2	1.99	0.63
3:H:13:ILE:HD11	3:H:152:SER:OG	1.99	0.63
1:I:420:LEU:HD21	1:I:463:MET:HE2	1.80	0.62
1:C:439:ARG:HG3	1:C:463:MET:CE	2.29	0.62
1:A:59:ILE:HG23	1:A:426:LYS:HE2	1.81	0.62
1:I:66:GLY:O	1:I:70:VAL:HG22	2.00	0.62
2:L:88:TYR:OH	2:L:116:ASP:HB3	1.99	0.62
3:H:22:LEU:O	3:H:22:LEU:HD12	1.99	0.62
1:I:124:VAL:O	3:N:91:PRO:HG3	2.00	0.62
2:B:231:GLU:CD	2:B:236:ASN:HD22	2.03	0.62
2:B:390:PRO:O	2:B:419:ALA:HB2	1.98	0.62
3:N:20:GLN:NE2	3:N:47:LEU:H	1.97	0.62
3:G:131:VAL:HG12	3:H:40:PRO:HG2	1.82	0.62
3:O:223:ARG:HD2	3:O:230:TYR:CE1	2.34	0.62
3:F:196:ILE:HB	3:F:207:MET:CE	2.29	0.62
1:C:332:LYS:HB3	1:C:333:PRO:HD3	1.81	0.62
1:A:192:SER:OG	1:A:383:HIS:HE1	1.83	0.62

*Continued on next page...*

*Continued from previous page...*

Atom-1	Atom-2	Interatomic distance (Å)	Clash overlap (Å)
1:A:226:ILE:HA	1:A:253:TRP:HB2	1.80	0.62
3:G:223:ARG:HD2	3:G:230:TYR:CE1	2.34	0.62
1:I:31:HIS:NE2	1:I:47:ILE:HD11	2.15	0.62
1:K:206:VAL:O	1:K:209:LYS:HG2	2.00	0.62
2:B:71:GLN:HE22	2:B:199:ASN:HD22	1.45	0.62
3:M:162:ASN:HD21	3:M:259:ILE:H	1.47	0.61
2:J:397:ASN:H	2:J:397:ASN:ND2	1.96	0.61
1:C:86:VAL:HG11	2:D:68:LYS:HE3	1.81	0.61
2:D:96:VAL:HG21	2:D:115:SER:HB2	1.82	0.61
1:K:74:PRO:HB3	1:K:254:SER:O	1.99	0.61
1:I:154:CYS:HB2	1:I:155:PRO:HD3	1.82	0.61
1:I:226:ILE:CD1	1:I:279:MET:HB3	2.30	0.61
3:M:196:ILE:HB	3:M:207:MET:HE2	1.82	0.61
1:I:439:ARG:HG3	1:I:463:MET:CE	2.30	0.61
2:B:124:VAL:HG11	3:E:58:MET:HE2	1.81	0.61
1:I:76:LYS:HD3	1:I:100:TYR:HB2	1.82	0.61
1:A:157:GLY:CA	1:A:184:GLU:HG2	2.24	0.61
3:H:20:GLN:NE2	3:H:47:LEU:H	1.97	0.61
3:H:170:LYS:N	3:H:170:LYS:HD3	2.14	0.61
2:D:71:GLN:HE22	2:D:199:ASN:HD22	1.48	0.61
1:I:53:GLN:HB2	1:I:56:LEU:HD12	1.83	0.61
3:E:260:THR:OG1	3:E:263:GLU:HG3	1.99	0.61
1:A:222:ASP:OD1	1:A:248:ARG:HD3	2.01	0.61
1:A:439:ARG:HG3	1:A:463:MET:HE1	1.80	0.61
2:L:151:THR:CG2	2:L:162:LEU:HD11	2.31	0.61
3:O:155:MET:HG2	3:O:268:LEU:CD1	2.30	0.61
3:G:40:PRO:HG3	3:G:98:ALA:HB1	1.82	0.60
3:G:231:ASP:OD2	3:G:234:ALA:HB2	2.00	0.60
3:O:152:SER:C	3:O:196:ILE:HD11	2.21	0.60
2:L:96:VAL:HG21	2:L:115:SER:HB2	1.82	0.60
3:P:137:MET:HB3	3:P:138:PRO:HD3	1.84	0.60
2:L:151:THR:HG23	2:L:162:LEU:HD11	1.83	0.60
3:M:256:PRO:O	3:M:258:PRO:HD3	2.00	0.60
1:A:280:ASN:HD22	1:A:284:ARG:NH1	1.95	0.60
1:K:439:ARG:HG3	1:K:463:MET:HE3	1.82	0.60
3:H:181:GLY:HA2	3:H:205:THR:OG1	2.01	0.60
2:B:366:ARG:HE	2:B:391:VAL:HG11	1.66	0.60
3:O:60:MET:HE3	3:O:63:GLU:OE1	2.00	0.60
1:I:59:ILE:HD12	1:I:354:TYR:CE2	2.37	0.60
1:I:81:ILE:HD13	1:I:134:LEU:CD2	2.31	0.60
1:K:75:ILE:HG21	1:K:78:MET:CE	2.32	0.60

*Continued on next page...*

*Continued from previous page...*

Atom-1	Atom-2	Interatomic distance (Å)	Clash overlap (Å)
2:L:403:LYS:HE2	2:L:421:VAL:O	2.02	0.60
2:L:494:LEU:O	2:L:498:VAL:HG23	2.02	0.59
1:C:280:ASN:HD22	1:C:284:ARG:NH1	1.99	0.59
3:G:137:MET:HB3	3:G:138:PRO:CD	2.32	0.59
2:B:216:LYS:CG	2:B:285:PRO:HB2	2.32	0.59
3:E:216:VAL:HG22	3:E:219:ARG:NH1	2.16	0.59
2:J:43:VAL:O	2:J:47:THR:HG23	2.02	0.59
1:I:239:ARG:HD2	1:I:252:GLN:NE2	2.17	0.59
2:L:209:THR:HG21	2:L:309:TRP:CD1	2.37	0.59
3:G:131:VAL:HB	3:H:98:ALA:HB3	1.84	0.59
2:J:375:PHE:HZ	2:J:469:ILE:HG22	1.67	0.59
3:H:15:LYS:N	11:H:3391:ADP:O2B	2.36	0.59
2:L:352:VAL:O	2:L:356:THR:HG23	2.01	0.59
3:M:223:ARG:HD2	3:M:230:TYR:CE1	2.37	0.59
1:I:11:SER:O	1:I:15:GLU:HG3	2.02	0.59
3:O:231:ASP:OD2	3:O:234:ALA:HB2	2.02	0.59
2:D:202:GLU:HG3	2:D:300:LYS:HG2	1.84	0.59
2:B:254:LEU:O	2:B:255:SER:HB3	2.03	0.59
1:K:350:ARG:HD2	1:K:375:VAL:HG21	1.84	0.59
3:F:155:MET:HG2	3:F:268:LEU:HD11	1.85	0.59
1:A:425:ILE:HD13	1:A:425:ILE:O	2.03	0.59
1:A:12:LEU:O	1:A:16:VAL:HG23	2.03	0.59
2:D:231:GLU:CD	2:D:236:ASN:HD22	2.06	0.59
2:B:499:ASN:ND2	2:D:477:HIS:H	1.90	0.58
3:G:196:ILE:HB	3:G:207:MET:CE	2.32	0.58
1:K:253:TRP:HB3	1:K:279:MET:HE3	1.84	0.58
2:B:397:ASN:H	2:B:397:ASN:ND2	2.01	0.58
3:O:19:THR:O	3:O:23:VAL:HG23	2.04	0.58
2:D:159:GLY:O	3:H:140:ARG:NH2	2.36	0.58
2:J:68:LYS:HE2	2:J:396:HIS:CE1	2.38	0.58
3:P:22:LEU:HD11	3:P:244:ALA:HA	1.86	0.58
2:D:202:GLU:O	2:D:206:ARG:HG3	2.04	0.58
3:P:141:GLU:O	3:P:142:ASN:HB2	2.02	0.58
2:D:314:PRO:HB3	2:D:331:LYS:HE2	1.85	0.58
1:I:139:GLU:HG3	1:I:174:LEU:HD13	1.85	0.58
3:P:15:LYS:HG2	11:P:5391:ADP:O2B	2.03	0.58
3:E:131:VAL:HB	3:F:98:ALA:HB3	1.85	0.58
1:I:177:THR:OG1	1:I:209:LYS:HE3	2.03	0.58
2:J:487:TYR:O	2:J:491:MET:HG3	2.03	0.58
1:A:206:VAL:HA	1:A:209:LYS:HE2	1.86	0.58
1:A:106:VAL:CG2	2:B:40:ILE:HG23	2.33	0.58

*Continued on next page...*

*Continued from previous page...*

Atom-1	Atom-2	Interatomic distance (Å)	Clash overlap (Å)
3:N:76:LEU:HD13	3:N:86:VAL:HG22	1.85	0.58
1:I:420:LEU:HD21	1:I:463:MET:CE	2.32	0.58
1:K:428:LYS:O	1:K:432:GLN:HG3	2.02	0.58
3:P:33:VAL:HG12	3:P:34:MET:N	2.19	0.58
1:I:474:LYS:HB3	2:L:322:LEU:HD21	1.84	0.58
1:I:47:ILE:HD13	1:I:47:ILE:O	2.01	0.58
1:I:157:GLY:CA	1:I:184:GLU:HG2	2.25	0.58
1:C:253:TRP:O	1:C:254:SER:HB2	2.03	0.58
3:E:22:LEU:O	3:E:22:LEU:HD12	2.04	0.57
3:H:40:PRO:HG3	3:H:98:ALA:CB	2.35	0.57
3:M:26:LEU:CD1	3:M:244:ALA:HB1	2.34	0.57
3:N:228:ILE:O	3:N:232:PRO:HG3	2.04	0.57
3:O:155:MET:HG2	3:O:268:LEU:HD11	1.85	0.57
1:K:139:GLU:HG3	1:K:174:LEU:HD13	1.86	0.57
3:P:137:MET:HB3	3:P:138:PRO:CD	2.35	0.57
1:A:429:PHE:O	1:A:433:LYS:HD3	2.04	0.57
3:P:181:GLY:HA2	3:P:205:THR:OG1	2.05	0.57
1:A:163:ILE:HD11	1:A:182:ARG:HD3	1.86	0.57
3:M:155:MET:HG2	3:M:268:LEU:HD11	1.87	0.57
3:P:86:VAL:HG11	3:P:109:LEU:HD21	1.86	0.57
2:L:247:MET:HG2	2:L:341:PRO:CD	2.35	0.57
3:H:260:THR:OG1	3:H:263:GLU:HG3	2.03	0.57
1:A:168:LYS:HE2	3:E:141:GLU:OE1	2.04	0.57
1:A:74:PRO:HB2	1:A:254:SER:HB3	1.86	0.57
2:L:509:THR:O	2:L:516:ASP:HA	2.04	0.57
2:D:376:VAL:O	2:D:380:VAL:HG23	2.04	0.57
1:I:428:LYS:O	1:I:432:GLN:HG3	2.04	0.57
3:F:162:ASN:HD22	3:F:203:LEU:HD21	1.70	0.57
3:M:137:MET:HB3	3:M:138:PRO:HD3	1.85	0.57
2:L:118:MET:CB	2:L:154:MET:HE1	2.34	0.57
3:G:26:LEU:CD1	3:G:244:ALA:HB1	2.35	0.57
2:J:231:GLU:CD	2:J:236:ASN:HD22	2.08	0.57
2:L:118:MET:HB2	2:L:154:MET:HE1	1.86	0.57
1:A:439:ARG:CB	1:A:463:MET:HE1	2.35	0.56
3:M:60:MET:HB3	3:M:70:LEU:HD11	1.86	0.56
1:A:253:TRP:HB3	1:A:279:MET:HE3	1.87	0.56
1:I:118:PHE:HD2	1:I:123:ILE:HD12	1.70	0.56
1:A:354:TYR:CZ	1:A:404:VAL:HG12	2.41	0.56
1:C:12:LEU:HD13	1:C:415:ARG:HD3	1.86	0.56
1:C:31:HIS:CE1	1:C:47:ILE:HG23	2.40	0.56
1:I:439:ARG:HG3	1:I:463:MET:HE1	1.86	0.56

*Continued on next page...*

*Continued from previous page...*

Atom-1	Atom-2	Interatomic distance (Å)	Clash overlap (Å)
3:M:152:SER:C	3:M:196:ILE:HD11	2.26	0.56
1:I:354:TYR:CZ	1:I:404:VAL:HG12	2.40	0.56
3:O:228:ILE:O	3:O:232:PRO:HG3	2.05	0.56
1:K:78:MET:HE3	1:K:259:ILE:HB	1.86	0.56
1:K:106:VAL:HG21	2:L:40:ILE:HG23	1.88	0.56
3:M:56:THR:O	3:M:60:MET:HB2	2.06	0.56
1:C:425:ILE:O	1:C:425:ILE:HD13	2.06	0.56
1:K:207:LEU:HD22	1:K:282:ILE:HD11	1.88	0.56
2:D:88:TYR:OH	2:D:116:ASP:HB3	2.04	0.56
1:C:361:ARG:HB3	1:C:379:TYR:OH	2.06	0.56
1:C:226:ILE:HD11	1:C:283:SER:OG	2.06	0.56
3:E:93:PRO:HB3	3:F:130:VAL:HG21	1.86	0.56
1:C:59:ILE:O	1:C:59:ILE:HG22	2.06	0.56
3:N:231:ASP:OD2	3:N:234:ALA:HB2	2.06	0.56
3:H:179:LEU:HD22	3:H:256:PRO:HG3	1.86	0.56
3:E:162:ASN:HD22	3:E:203:LEU:HD21	1.70	0.56
3:N:45:THR:HG21	3:N:85:CYS:HB3	1.87	0.56
1:A:332:LYS:HB3	1:A:333:PRO:HD3	1.87	0.56
2:J:206:ARG:HG2	2:J:304:PHE:CE1	2.41	0.56
3:M:214:ASP:OD1	3:M:216:VAL:HG23	2.06	0.56
2:B:151:THR:HG23	2:B:162:LEU:HD11	1.87	0.56
3:M:20:GLN:HE22	3:M:47:LEU:H	1.52	0.56
2:D:239:VAL:O	2:D:243:MET:HG3	2.06	0.56
3:H:26:LEU:HD13	3:H:244:ALA:HB1	1.86	0.56
3:H:20:GLN:HE22	3:H:47:LEU:N	2.01	0.55
3:F:155:MET:HG2	3:F:268:LEU:CD1	2.37	0.55
2:D:381:LYS:O	2:D:385:GLU:HG3	2.06	0.55
2:L:91:GLY:HA3	2:L:152:THR:HB	1.87	0.55
1:K:354:TYR:CZ	1:K:404:VAL:HG12	2.42	0.55
2:J:381:LYS:O	2:J:385:GLU:HG3	2.06	0.55
2:B:376:VAL:O	2:B:380:VAL:HG23	2.07	0.55
2:J:499:ASN:HD21	2:L:477:HIS:N	1.90	0.55
1:K:226:ILE:CD1	1:K:279:MET:HB3	2.37	0.55
1:K:154:CYS:HB2	1:K:155:PRO:HD3	1.89	0.55
1:I:47:ILE:HD13	1:I:47:ILE:C	2.26	0.55
3:M:60:MET:HE3	3:M:63:GLU:OE1	2.05	0.55
3:E:155:MET:HG2	3:E:268:LEU:CD1	2.37	0.55
2:L:216:LYS:CG	2:L:285:PRO:HB2	2.35	0.55
2:D:152:THR:HG22	2:D:154:MET:H	1.71	0.55
2:B:151:THR:CG2	2:B:162:LEU:HD11	2.37	0.55
1:A:39:VAL:CG2	1:A:391:MET:SD	2.94	0.55

*Continued on next page...*

*Continued from previous page...*

Atom-1	Atom-2	Interatomic distance (Å)	Clash overlap (Å)
3:F:196:ILE:HB	3:F:207:MET:HE3	1.88	0.55
3:E:45:THR:HG21	3:E:85:CYS:HB3	1.88	0.55
3:O:22:LEU:O	3:O:22:LEU:HD12	2.07	0.55
1:A:164:GLU:OE2	1:A:182:ARG:NH2	2.39	0.55
1:I:465:MET:HG3	2:L:363:HIS:CG	2.42	0.55
3:O:244:ALA:O	3:O:248:VAL:HG23	2.07	0.55
1:C:355:ILE:HD13	1:C:441:MET:CB	2.37	0.55
3:F:162:ASN:HD21	3:F:259:ILE:H	1.53	0.55
1:K:357:GLY:HA2	1:K:379:TYR:HD2	1.70	0.55
1:K:31:HIS:CE1	1:K:47:ILE:HG23	2.42	0.55
3:O:212:PRO:HD2	3:O:239:GLU:HG3	1.88	0.55
3:F:231:ASP:OD2	3:F:234:ALA:HB2	2.06	0.55
1:A:6:ARG:CB	1:A:34:VAL:HG11	2.37	0.55
3:N:40:PRO:HG3	3:N:98:ALA:CB	2.34	0.54
1:K:75:ILE:HD13	1:K:78:MET:HE1	1.89	0.54
3:G:196:ILE:HB	3:G:207:MET:HE3	1.89	0.54
2:L:381:LYS:O	2:L:385:GLU:HG3	2.07	0.54
3:O:243:LEU:O	3:O:247:VAL:HG23	2.07	0.54
1:I:429:PHE:O	1:I:433:LYS:HD3	2.08	0.54
1:I:164:GLU:OE2	1:I:182:ARG:NH2	2.34	0.54
3:P:26:LEU:CD1	3:P:244:ALA:HB1	2.37	0.54
2:B:324:TRP:HH2	2:B:377:MET:HG2	1.72	0.54
1:I:55:GLY:HA2	2:J:114:VAL:HG13	1.88	0.54
1:C:118:PHE:HD2	1:C:123:ILE:HD12	1.70	0.54
2:L:51:GLU:CD	2:L:51:GLU:H	2.11	0.54
1:C:355:ILE:HD13	1:C:441:MET:HB3	1.89	0.54
3:P:155:MET:HG2	3:P:268:LEU:CD1	2.38	0.54
3:G:60:MET:HE3	3:G:60:MET:HA	1.89	0.54
3:E:20:GLN:NE2	3:E:47:LEU:H	2.03	0.54
3:F:13:ILE:HG12	3:F:151:CYS:HA	1.88	0.54
3:N:260:THR:OG1	3:N:263:GLU:HG3	2.07	0.54
3:F:137:MET:HB3	3:F:138:PRO:HD3	1.89	0.54
2:L:153:CYS:HB3	2:L:188:SER:OG	2.08	0.54
3:P:155:MET:HG2	3:P:268:LEU:HD11	1.89	0.54
1:A:364:ILE:O	1:A:368:GLU:HG3	2.08	0.54
1:A:134:LEU:C	1:A:134:LEU:HD23	2.28	0.54
2:D:209:THR:HG21	2:D:309:TRP:CD1	2.42	0.54
1:A:82:SER:HB3	1:A:153:GLU:OE2	2.08	0.54
1:C:177:THR:OG1	1:C:209:LYS:NZ	2.36	0.54
3:H:214:ASP:OD1	3:H:216:VAL:HG23	2.08	0.54
3:G:20:GLN:HE22	3:G:47:LEU:N	2.05	0.54

*Continued on next page...*



*Continued from previous page...*

Atom-1	Atom-2	Interatomic distance (Å)	Clash overlap (Å)
1:C:224:ALA:HB3	1:C:271:ASN:ND2	2.22	0.54
3:N:26:LEU:CD1	3:N:244:ALA:HB1	2.38	0.54
1:A:67:SER:OG	1:A:181:VAL:HG11	2.07	0.54
3:G:20:GLN:NE2	3:G:47:LEU:H	2.05	0.54
1:K:75:ILE:HG21	1:K:78:MET:HE3	1.90	0.54
3:F:206:GLN:NE2	3:F:252:LEU:HB3	2.23	0.54
3:M:94:GLY:H	3:N:130:VAL:HG12	1.72	0.54
3:G:15:LYS:HG2	11:G:3291:ADP:O2B	2.08	0.54
3:E:151:CYS:SG	3:E:196:ILE:HD12	2.48	0.54
1:K:205:TRP:O	1:K:209:LYS:HE2	2.07	0.54
3:N:273:ILE:O	3:N:274:MET:HB3	2.07	0.54
2:L:84:LYS:HD2	2:L:145:ASP:OD2	2.07	0.54
2:D:254:LEU:O	2:D:255:SER:HB3	2.07	0.54
1:C:164:GLU:OE2	1:C:182:ARG:NH2	2.42	0.53
1:A:439:ARG:CG	1:A:463:MET:HE1	2.37	0.53
1:A:265:THR:HG22	1:A:286:MET:CE	2.38	0.53
1:C:78:MET:HE2	1:C:259:ILE:HB	1.89	0.53
3:F:26:LEU:CD1	3:F:244:ALA:HB1	2.39	0.53
3:N:141:GLU:O	3:N:142:ASN:HB2	2.09	0.53
1:A:234:ASP:HB3	1:A:451:HIS:ND1	2.24	0.53
2:J:305:VAL:O	2:J:309:TRP:HB2	2.08	0.53
3:P:39:ASP:OD1	3:P:40:PRO:HD2	2.09	0.53
1:K:136:ASP:OD1	1:K:170:LYS:NZ	2.36	0.53
2:J:314:PRO:HB3	2:J:331:LYS:HE2	1.91	0.53
1:A:159:ILE:HG22	3:F:97:CYS:HB2	1.90	0.53
3:N:15:LYS:HD2	3:N:126:VAL:O	2.07	0.53
1:A:280:ASN:ND2	1:A:284:ARG:NH1	2.54	0.53
3:O:45:THR:HG21	3:O:85:CYS:HB3	1.91	0.53
1:K:433:LYS:HE2	2:L:110:PRO:HD3	1.90	0.53
1:A:355:ILE:HD12	1:A:360:PRO:HD3	1.90	0.53
3:N:116:GLU:CG	3:N:117:ASP:N	2.72	0.53
3:O:115:TYR:O	3:O:117:ASP:N	2.41	0.53
3:G:45:THR:HG21	3:G:85:CYS:HB3	1.91	0.53
2:D:366:ARG:HE	2:D:391:VAL:HG11	1.74	0.53
1:K:345:ARG:HG2	1:K:345:ARG:NH1	2.19	0.53
3:H:184:CYS:SG	3:H:196:ILE:HG13	2.48	0.53
2:D:170:LYS:HD3	2:D:177:ASP:HA	1.91	0.53
1:I:280:ASN:HD22	1:I:284:ARG:HH11	1.55	0.53
1:I:75:ILE:CD1	1:I:262:ILE:HD11	2.39	0.53
2:L:391:VAL:HG23	2:L:392:HIS:CD2	2.44	0.53
2:D:346:LYS:HD3	2:D:350:ARG:NH2	2.24	0.53

*Continued on next page...*

*Continued from previous page...*

Atom-1	Atom-2	Interatomic distance (Å)	Clash overlap (Å)
1:K:15:GLU:HA	1:K:18:GLU:OE2	2.09	0.53
2:B:397:ASN:N	2:B:397:ASN:HD22	2.02	0.53
3:H:256:PRO:C	3:H:258:PRO:HD3	2.29	0.53
3:E:197:ILE:HG13	3:E:207:MET:CE	2.38	0.53
1:A:306:ILE:HG23	1:A:328:ILE:HD13	1.91	0.53
2:D:352:VAL:O	2:D:356:THR:HG23	2.08	0.53
3:G:213:ARG:HH12	3:G:218:GLN:HE22	1.57	0.52
2:L:368:ALA:O	2:L:442:MET:HA	2.09	0.52
3:O:14:GLY:HA2	11:O:5291:ADP:O3A	2.09	0.52
1:I:6:ARG:O	1:I:10:GLU:HG3	2.10	0.52
1:C:6:ARG:O	1:C:10:GLU:HG3	2.08	0.52
2:D:494:LEU:HD23	2:D:494:LEU:C	2.29	0.52
3:H:15:LYS:HG2	11:H:3391:ADP:O2B	2.09	0.52
3:N:223:ARG:HD2	3:N:230:TYR:CE1	2.44	0.52
2:B:118:MET:HB2	2:B:154:MET:HE1	1.92	0.52
1:I:111:THR:O	1:I:111:THR:HG23	2.08	0.52
1:A:355:ILE:HG22	1:A:356:GLY:H	1.74	0.52
3:N:155:MET:HG2	3:N:268:LEU:CD1	2.39	0.52
3:G:26:LEU:HD13	3:G:244:ALA:HB1	1.91	0.52
2:B:198:ASP:HB2	2:B:297:HIS:O	2.09	0.52
3:O:42:ALA:HB3	3:O:52:LYS:NZ	2.24	0.52
1:K:11:SER:O	1:K:15:GLU:HG3	2.08	0.52
3:N:196:ILE:HB	3:N:207:MET:CE	2.39	0.52
1:C:81:ILE:HD13	1:C:134:LEU:HD21	1.90	0.52
3:F:20:GLN:HE22	3:F:47:LEU:H	1.57	0.52
3:H:155:MET:HG2	3:H:268:LEU:CD1	2.39	0.52
2:L:314:PRO:HB3	2:L:331:LYS:HE2	1.90	0.52
2:J:216:LYS:CG	2:J:285:PRO:HB2	2.39	0.52
3:E:20:GLN:HE22	3:E:47:LEU:N	2.01	0.52
3:M:131:VAL:HB	3:N:98:ALA:HB3	1.90	0.52
2:L:356:THR:O	2:L:359:HIS:HD2	1.92	0.52
1:C:145:ASN:OD1	1:C:176:LYS:HE2	2.10	0.52
1:I:159:ILE:HG22	3:N:97:CYS:HB2	1.92	0.52
3:M:76:LEU:O	3:M:77:LYS:HD2	2.09	0.52
2:J:153:CYS:CB	2:J:188:SER:OG	2.57	0.52
1:I:280:ASN:ND2	1:I:284:ARG:NH1	2.58	0.52
1:I:106:VAL:HG21	2:J:40:ILE:HG23	1.91	0.52
2:L:219:GLY:HA2	2:L:288:LEU:HD23	1.91	0.52
1:C:106:VAL:HG21	2:D:40:ILE:HG23	1.92	0.52
2:D:445:ASN:HB2	2:D:472:PRO:O	2.10	0.52
3:F:76:LEU:HD13	3:F:86:VAL:HG22	1.92	0.52

*Continued on next page...*

*Continued from previous page...*

Atom-1	Atom-2	Interatomic distance (Å)	Clash overlap (Å)
3:F:80:TYR:O	3:F:83:VAL:HG23	2.08	0.52
3:N:20:GLN:HE22	3:N:47:LEU:N	2.03	0.52
1:A:424:GLY:CA	1:A:442:HIS:CD2	2.93	0.52
1:K:253:TRP:HB3	1:K:279:MET:CE	2.40	0.52
1:K:226:ILE:HD11	1:K:279:MET:HB3	1.92	0.52
3:M:223:ARG:HD2	3:M:230:TYR:HE1	1.75	0.52
1:C:6:ARG:CB	1:C:34:VAL:HG11	2.40	0.52
3:E:42:ALA:HB3	3:E:52:LYS:NZ	2.25	0.52
3:H:154:GLU:CD	3:H:187:ARG:HD2	2.31	0.52
2:L:376:VAL:O	2:L:380:VAL:HG23	2.09	0.52
2:D:139:LYS:HA	2:D:144:PRO:HD2	1.92	0.52
2:J:10:ALA:O	2:J:13:PRO:HD2	2.10	0.52
2:J:397:ASN:N	2:J:397:ASN:HD22	1.94	0.52
1:I:75:ILE:HG21	1:I:78:MET:CE	2.40	0.52
1:K:164:GLU:OE2	1:K:182:ARG:NH2	2.42	0.52
3:H:231:ASP:OD2	3:H:234:ALA:HB2	2.09	0.52
1:K:133:LYS:O	1:K:137:GLU:HG3	2.10	0.52
1:A:100:TYR:CE1	1:A:110:VAL:HB	2.45	0.52
3:M:181:GLY:HA2	3:M:205:THR:OG1	2.09	0.52
2:B:509:THR:O	2:B:516:ASP:HA	2.10	0.52
1:A:226:ILE:HD11	1:A:283:SER:OG	2.10	0.52
2:J:103:PHE:HB3	2:J:111:VAL:HG21	1.92	0.52
1:K:265:THR:HG22	1:K:286:MET:CE	2.40	0.51
1:K:280:ASN:HD22	1:K:284:ARG:HH11	1.56	0.51
2:J:254:LEU:O	2:J:255:SER:CB	2.59	0.51
2:L:109:GLU:HG3	2:L:261:LEU:O	2.11	0.51
1:A:361:ARG:HB3	1:A:379:TYR:OH	2.11	0.51
1:I:258:SER:OG	1:I:261:GLU:HG2	2.11	0.51
3:P:162:ASN:HD21	3:P:259:ILE:H	1.58	0.51
1:C:133:LYS:O	1:C:137:GLU:HG3	2.10	0.51
1:C:234:ASP:HB3	1:C:451:HIS:ND1	2.25	0.51
1:I:12:LEU:HD22	1:I:415:ARG:HD3	1.91	0.51
2:D:37:GLN:NE2	2:D:41:ASP:OD1	2.40	0.51
1:I:253:TRP:HB3	1:I:279:MET:CE	2.40	0.51
3:G:223:ARG:HD2	3:G:230:TYR:HE1	1.74	0.51
2:L:445:ASN:HB2	2:L:472:PRO:O	2.10	0.51
3:G:115:TYR:O	3:G:117:ASP:N	2.44	0.51
1:K:426:LYS:HB2	12:K:4363:HOH:O	2.10	0.51
2:J:369:LEU:C	2:J:369:LEU:HD12	2.31	0.51
3:G:170:LYS:CD	3:G:170:LYS:H	2.17	0.51
2:J:159:GLY:O	3:N:140:ARG:NH2	2.44	0.51

*Continued on next page...*

*Continued from previous page...*

Atom-1	Atom-2	Interatomic distance (Å)	Clash overlap (Å)
1:A:118:PHE:HD2	1:A:123:ILE:HD12	1.76	0.51
1:C:154:CYS:HB2	1:C:155:PRO:HD3	1.91	0.51
1:C:280:ASN:ND2	1:C:284:ARG:NH1	2.59	0.51
1:I:280:ASN:HD22	1:I:284:ARG:NH1	2.09	0.51
3:E:108:PHE:CE1	3:E:112:GLU:HG3	2.46	0.51
3:O:130:VAL:HG23	3:P:93:PRO:CB	2.35	0.51
3:F:22:LEU:CD1	3:F:244:ALA:HA	2.40	0.51
3:P:196:ILE:HB	3:P:207:MET:CE	2.40	0.51
1:I:412:PHE:O	1:I:416:ILE:HG12	2.11	0.51
3:G:40:PRO:HG3	3:G:98:ALA:CB	2.40	0.51
3:H:76:LEU:HD13	3:H:86:VAL:HG22	1.91	0.51
1:K:76:LYS:HD3	1:K:100:TYR:HB2	1.92	0.51
3:H:66:THR:HG22	3:H:67:VAL:N	2.25	0.51
3:F:66:THR:HG22	3:F:67:VAL:N	2.25	0.51
2:B:453:ARG:HG2	2:D:512:MET:HE1	1.91	0.51
3:N:76:LEU:CD1	3:N:86:VAL:HG22	2.41	0.51
3:G:15:LYS:HD2	3:G:126:VAL:O	2.11	0.51
2:L:202:GLU:OE1	2:L:206:ARG:HD2	2.11	0.51
3:O:186:SER:HB2	3:O:210:PHE:CZ	2.46	0.51
1:C:25:ARG:HG2	1:C:25:ARG:HH11	1.76	0.51
2:L:96:VAL:O	2:L:100:ARG:HG3	2.11	0.50
1:A:177:THR:OG1	1:A:209:LYS:NZ	2.33	0.50
3:H:56:THR:OG1	3:H:59:GLU:HB2	2.10	0.50
3:H:15:LYS:HD2	3:H:126:VAL:O	2.11	0.50
2:J:12:TYR:C	2:J:12:TYR:CD1	2.85	0.50
1:K:168:LYS:HZ2	1:K:168:LYS:HB2	1.71	0.50
3:H:170:LYS:H	3:H:170:LYS:HD3	1.76	0.50
2:B:512:MET:CE	2:D:453:ARG:HG2	2.41	0.50
3:G:33:VAL:HG12	3:G:34:MET:N	2.27	0.50
3:G:166:LYS:O	3:G:170:LYS:CE	2.58	0.50
3:G:152:SER:C	3:G:196:ILE:HD11	2.31	0.50
1:I:106:VAL:CG2	2:J:40:ILE:HG23	2.41	0.50
1:I:133:LYS:O	1:I:137:GLU:HG3	2.12	0.50
2:B:363:HIS:CG	1:C:465:MET:HG3	2.46	0.50
2:J:375:PHE:CZ	2:J:469:ILE:HG22	2.46	0.50
3:F:242:ALA:O	3:F:246:LYS:HG2	2.11	0.50
2:B:352:VAL:O	2:B:356:THR:HG23	2.12	0.50
3:F:5:CYS:SG	3:F:146:GLU:HG3	2.52	0.50
1:C:81:ILE:HD13	1:C:134:LEU:CD2	2.42	0.50
3:M:228:ILE:HD13	3:M:237:ALA:HB1	1.94	0.50
1:I:207:LEU:HD22	1:I:282:ILE:HD11	1.93	0.50

*Continued on next page...*

*Continued from previous page...*

Atom-1	Atom-2	Interatomic distance (Å)	Clash overlap (Å)
2:J:400:LYS:HD2	2:J:423:ILE:HD11	1.93	0.50
3:M:196:ILE:HB	3:M:207:MET:HE3	1.92	0.50
2:B:512:MET:HE2	2:D:453:ARG:HG2	1.94	0.50
3:O:241:ARG:O	3:O:245:ARG:HG2	2.11	0.50
3:E:181:GLY:HA2	3:E:205:THR:OG1	2.12	0.50
3:G:108:PHE:CE1	3:G:112:GLU:HG3	2.46	0.50
3:P:76:LEU:HD13	3:P:86:VAL:HG22	1.92	0.50
1:K:357:GLY:HA2	1:K:379:TYR:CD2	2.46	0.50
1:K:361:ARG:HB3	1:K:379:TYR:OH	2.12	0.50
1:A:133:LYS:O	1:A:137:GLU:HG3	2.11	0.50
2:L:468:ARG:NH1	2:L:475:ASP:OD2	2.45	0.50
1:I:332:LYS:HB3	1:I:333:PRO:HD3	1.94	0.50
3:M:15:LYS:HD2	3:M:126:VAL:O	2.12	0.50
1:C:157:GLY:HA3	1:C:184:GLU:CG	2.28	0.50
2:L:494:LEU:HD23	2:L:494:LEU:O	2.11	0.50
3:H:126:VAL:HG12	3:H:127:LEU:HD23	1.94	0.50
3:M:76:LEU:HD13	3:M:86:VAL:HG22	1.93	0.50
1:A:225:ILE:HD11	1:A:242:LEU:HD12	1.93	0.50
3:G:206:GLN:NE2	3:G:252:LEU:HB3	2.27	0.50
3:M:94:GLY:N	3:N:130:VAL:HG12	2.27	0.49
3:P:57:ILE:HD12	3:P:105:ALA:HB1	1.95	0.49
1:I:218:SER:HB2	12:I:4227:HOH:O	2.12	0.49
3:H:42:ALA:HB3	3:H:52:LYS:NZ	2.27	0.49
1:K:424:GLY:HA2	1:K:442:HIS:CD2	2.47	0.49
2:J:153:CYS:SG	2:J:188:SER:OG	2.70	0.49
3:H:13:ILE:HG12	3:H:151:CYS:HA	1.94	0.49
3:F:184:CYS:SG	3:F:196:ILE:HG13	2.52	0.49
3:O:152:SER:O	3:O:196:ILE:HD11	2.12	0.49
1:I:75:ILE:HD11	1:I:262:ILE:HD11	1.94	0.49
2:B:96:VAL:HG21	2:B:115:SER:HB2	1.94	0.49
2:J:151:THR:HG23	2:J:162:LEU:HD11	1.94	0.49
3:G:60:MET:HE3	3:G:63:GLU:CD	2.33	0.49
1:K:96:ARG:NH2	1:K:229:TYR:CG	2.77	0.49
3:G:170:LYS:CD	3:G:170:LYS:N	2.67	0.49
2:B:324:TRP:CH2	2:B:377:MET:HG2	2.47	0.49
3:E:184:CYS:SG	3:E:196:ILE:HG13	2.53	0.49
2:B:305:VAL:O	2:B:309:TRP:HB2	2.12	0.49
3:F:8:TYR:CE1	3:F:130:VAL:HG11	2.47	0.49
1:I:277:ARG:HD2	1:I:386:ASP:OD2	2.12	0.49
3:M:115:TYR:O	3:M:117:ASP:N	2.45	0.49
1:I:96:ARG:NH2	1:I:229:TYR:CG	2.77	0.49

*Continued on next page...*

*Continued from previous page...*

Atom-1	Atom-2	Interatomic distance (Å)	Clash overlap (Å)
3:F:152:SER:C	3:F:196:ILE:HD11	2.32	0.49
3:P:76:LEU:CD1	3:P:86:VAL:HG22	2.43	0.49
2:B:91:GLY:HA3	2:B:152:THR:HB	1.95	0.49
3:M:237:ALA:O	3:M:241:ARG:HG3	2.12	0.49
2:L:254:LEU:O	2:L:255:SER:HB3	2.13	0.49
1:K:62:CYS:HB3	2:L:94:GLY:HA3	1.94	0.49
2:J:509:THR:O	2:J:516:ASP:HA	2.13	0.49
2:J:118:MET:SD	2:J:154:MET:HE1	2.52	0.49
1:C:226:ILE:HA	1:C:253:TRP:HB2	1.93	0.49
1:I:202:VAL:HG11	1:I:253:TRP:CH2	2.48	0.49
1:K:424:GLY:HA2	1:K:442:HIS:HD2	1.78	0.49
3:M:12:GLY:HA2	11:M:5091:ADP:O1B	2.12	0.49
3:P:223:ARG:HD2	3:P:230:TYR:CE1	2.48	0.49
3:N:181:GLY:HA2	3:N:205:THR:OG1	2.13	0.49
2:D:247:MET:HG2	2:D:341:PRO:CD	2.43	0.49
3:F:72:LEU:HD21	3:F:114:ALA:HB2	1.95	0.49
3:O:196:ILE:HB	3:O:207:MET:CE	2.42	0.49
1:K:77:ASP:OD2	1:K:258:SER:HB2	2.11	0.49
2:D:254:LEU:O	2:D:255:SER:CB	2.59	0.49
3:F:86:VAL:HG11	3:F:109:LEU:HD21	1.95	0.49
3:M:154:GLU:OE1	3:M:187:ARG:HD2	2.13	0.49
2:L:205:ALA:O	2:L:209:THR:HB	2.13	0.49
1:A:6:ARG:HH11	1:A:6:ARG:HG2	1.77	0.49
3:N:273:ILE:O	3:N:274:MET:CB	2.61	0.49
3:H:76:LEU:CD1	3:H:86:VAL:HG22	2.43	0.49
1:K:6:ARG:CB	1:K:34:VAL:HG11	2.43	0.49
3:E:56:THR:OG1	3:E:59:GLU:HB2	2.12	0.49
1:K:239:ARG:HD2	1:K:252:GLN:NE2	2.28	0.49
3:F:223:ARG:HD2	3:F:230:TYR:CE1	2.47	0.49
1:C:387:TYR:O	1:C:391:MET:HG3	2.13	0.48
2:J:118:MET:HB2	2:J:154:MET:HE1	1.94	0.48
3:F:95:VAL:HG22	3:F:96:GLY:N	2.27	0.48
1:C:343:ARG:N	1:C:344:PRO:CD	2.76	0.48
2:B:370:TRP:HA	2:B:394:LEU:O	2.12	0.48
2:D:151:THR:CG2	2:D:162:LEU:HD11	2.42	0.48
3:E:131:VAL:HG12	3:F:40:PRO:HG2	1.95	0.48
3:O:223:ARG:HD2	3:O:230:TYR:HE1	1.74	0.48
2:J:202:GLU:OE1	2:J:206:ARG:HD2	2.13	0.48
3:P:184:CYS:SG	3:P:196:ILE:HG13	2.52	0.48
3:P:196:ILE:HB	3:P:207:MET:HE2	1.95	0.48
1:A:428:LYS:O	1:A:432:GLN:HG3	2.13	0.48

*Continued on next page...*

*Continued from previous page...*

Atom-1	Atom-2	Interatomic distance (Å)	Clash overlap (Å)
2:L:324:TRP:HH2	2:L:377:MET:HG2	1.78	0.48
3:E:145:GLN:OE1	3:E:176:SER:OG	2.25	0.48
2:B:202:GLU:O	2:B:206:ARG:HG3	2.13	0.48
2:B:391:VAL:HG23	2:B:392:HIS:CD2	2.48	0.48
3:E:197:ILE:HG13	3:E:207:MET:HE1	1.94	0.48
2:D:125:PHE:HA	3:G:91:PRO:HB3	1.94	0.48
2:D:390:PRO:O	2:D:419:ALA:HB2	2.14	0.48
2:J:84:LYS:HD2	2:J:145:ASP:OD2	2.13	0.48
1:A:223:VAL:HG11	1:A:247:LEU:HD13	1.95	0.48
2:B:477:HIS:N	2:D:499:ASN:HD21	1.85	0.48
3:G:56:THR:O	3:G:60:MET:HB2	2.13	0.48
1:C:39:VAL:CG2	1:C:391:MET:SD	2.98	0.48
3:M:197:ILE:HG13	3:M:207:MET:HE1	1.95	0.48
2:D:71:GLN:NE2	2:D:186:THR:HA	2.28	0.48
1:K:251:ALA:CB	1:K:261:GLU:HB2	2.44	0.48
2:J:513:GLN:OE1	1:K:102:GLY:HA2	2.13	0.48
3:O:130:VAL:HG23	3:O:130:VAL:O	2.13	0.48
1:K:439:ARG:HG3	1:K:463:MET:CE	2.44	0.48
3:F:116:GLU:HG2	3:F:118:ASP:H	1.78	0.48
3:P:244:ALA:O	3:P:248:VAL:HG23	2.14	0.48
1:I:160:GLY:O	3:M:140:ARG:NH2	2.47	0.48
1:I:355:ILE:HG13	1:I:360:PRO:HG3	1.95	0.48
1:I:20:TYR:OH	1:I:408:GLU:HG3	2.14	0.48
1:I:234:ASP:HB3	1:I:451:HIS:ND1	2.29	0.48
2:D:397:ASN:ND2	2:D:397:ASN:N	2.42	0.48
3:E:155:MET:HG2	3:E:268:LEU:HD11	1.95	0.48
1:K:234:ASP:HB3	1:K:451:HIS:ND1	2.28	0.48
1:C:82:SER:HB3	1:C:153:GLU:OE2	2.14	0.48
1:A:256:ASP:OD2	2:B:27:LYS:HE3	2.13	0.48
3:E:134:GLY:O	3:E:137:MET:HB2	2.13	0.48
2:L:209:THR:CG2	2:L:309:TRP:HE1	2.10	0.48
3:G:59:GLU:O	3:G:63:GLU:HG3	2.14	0.48
3:F:216:VAL:HG22	3:F:219:ARG:HH12	1.79	0.48
1:C:76:LYS:CD	1:C:100:TYR:HB2	2.42	0.48
3:F:40:PRO:HG3	3:F:98:ALA:CB	2.42	0.48
1:K:56:LEU:CD2	2:L:137:ASN:HB3	2.43	0.48
1:C:148:ILE:O	1:C:178:ILE:HA	2.13	0.48
1:A:62:CYS:HB3	2:B:94:GLY:HA3	1.96	0.48
3:O:93:PRO:CB	3:P:130:VAL:HG23	2.40	0.48
1:I:383:HIS:O	1:I:386:ASP:HB2	2.14	0.48
1:I:59:ILE:HD12	1:I:354:TYR:HE2	1.77	0.48

*Continued on next page...*

*Continued from previous page...*

Atom-1	Atom-2	Interatomic distance (Å)	Clash overlap (Å)
1:I:9:VAL:CG1	1:I:34:VAL:HG22	2.44	0.48
1:C:134:LEU:C	1:C:134:LEU:HD23	2.34	0.48
1:K:447:SER:O	1:K:448:GLY:O	2.31	0.48
3:O:39:ASP:OD1	3:O:40:PRO:HD2	2.14	0.48
3:P:116:GLU:CG	3:P:117:ASP:N	2.77	0.48
1:C:118:PHE:CZ	1:C:127:GLY:HA3	2.49	0.48
3:N:4:GLN:HB2	3:N:144:ALA:HA	1.95	0.48
3:M:166:LYS:HG2	3:M:258:PRO:HB3	1.96	0.48
2:L:494:LEU:C	2:L:494:LEU:HD23	2.35	0.48
1:I:78:MET:HE2	1:I:259:ILE:HB	1.96	0.48
3:P:256:PRO:C	3:P:258:PRO:HD3	2.34	0.48
3:N:76:LEU:O	3:N:77:LYS:HD2	2.14	0.47
1:C:425:ILE:CD1	2:D:104:ASN:HB3	2.43	0.47
3:H:196:ILE:CG2	3:H:207:MET:HG3	2.45	0.47
3:O:137:MET:HB3	3:O:138:PRO:HD3	1.96	0.47
3:M:52:LYS:HG3	3:N:261:MET:SD	2.54	0.47
1:C:443:SER:O	1:C:444:TRP:HB2	2.14	0.47
3:O:267:LEU:HD23	3:O:267:LEU:C	2.33	0.47
3:E:40:PRO:HG3	3:E:98:ALA:CB	2.42	0.47
3:F:116:GLU:CG	3:F:117:ASP:N	2.77	0.47
1:C:106:VAL:CG2	2:D:40:ILE:HG23	2.44	0.47
3:H:154:GLU:OE1	3:H:187:ARG:HD2	2.13	0.47
2:J:125:PHE:HA	3:M:91:PRO:HB3	1.95	0.47
3:M:139:ILE:O	3:M:177:VAL:HG21	2.14	0.47
1:A:20:TYR:OH	1:A:408:GLU:HG3	2.13	0.47
3:G:195:LEU:HD23	3:G:271:PHE:HB2	1.95	0.47
1:A:55:GLY:HA2	2:B:114:VAL:HG13	1.95	0.47
2:J:205:ALA:O	2:J:209:THR:HB	2.14	0.47
3:O:66:THR:HG22	3:O:67:VAL:N	2.29	0.47
1:K:425:ILE:CD1	2:L:104:ASN:HB3	2.44	0.47
1:I:388:ASP:C	1:I:392:LYS:HZ2	2.16	0.47
3:H:33:VAL:HG12	3:H:34:MET:N	2.29	0.47
1:A:47:ILE:HG12	1:A:50:LYS:NZ	2.29	0.47
3:G:267:LEU:C	3:G:267:LEU:HD23	2.35	0.47
1:K:134:LEU:HD23	1:K:134:LEU:C	2.33	0.47
1:I:31:HIS:CG	1:I:47:ILE:CD1	2.78	0.47
3:O:196:ILE:CG2	3:O:207:MET:HG3	2.44	0.47
1:A:265:THR:O	1:A:268:VAL:HG22	2.15	0.47
1:I:280:ASN:ND2	1:I:284:ARG:HH11	2.12	0.47
3:E:60:MET:HB3	3:E:70:LEU:HD11	1.95	0.47
2:L:394:LEU:HD13	2:L:430:LEU:HB2	1.96	0.47

*Continued on next page...*



*Continued from previous page...*

Atom-1	Atom-2	Interatomic distance (Å)	Clash overlap (Å)
3:F:45:THR:HG21	3:F:85:CYS:HB3	1.96	0.47
3:E:8:TYR:CE2	3:E:130:VAL:HG11	2.49	0.47
2:B:71:GLN:HE22	2:B:199:ASN:ND2	2.10	0.47
3:M:134:GLY:O	3:M:137:MET:HB2	2.15	0.47
3:M:76:LEU:HD11	3:M:84:LYS:HB3	1.95	0.47
3:O:113:GLY:O	3:O:116:GLU:HB3	2.14	0.47
2:D:132:LYS:HD3	2:D:174:PHE:CE2	2.49	0.47
3:E:40:PRO:HG2	3:F:131:VAL:HG12	1.97	0.47
1:A:106:VAL:CG2	1:A:107:ASN:N	2.77	0.47
3:F:196:ILE:HB	3:F:207:MET:HE2	1.95	0.47
3:F:22:LEU:HD11	3:F:244:ALA:HA	1.97	0.47
3:O:206:GLN:NE2	3:O:252:LEU:HB3	2.28	0.47
3:P:8:TYR:O	3:P:149:ILE:HA	2.15	0.47
1:I:244:GLU:OE2	1:I:330:LYS:NZ	2.46	0.47
2:B:445:ASN:HB2	2:B:472:PRO:O	2.14	0.47
1:I:59:ILE:O	1:I:59:ILE:HG22	2.15	0.47
3:G:155:MET:HG2	3:G:268:LEU:HD11	1.96	0.47
1:A:343:ARG:N	1:A:344:PRO:CD	2.77	0.47
1:K:224:ALA:HB3	1:K:271:ASN:ND2	2.30	0.47
2:J:363:HIS:CG	1:K:465:MET:HG3	2.50	0.47
2:D:109:GLU:HG3	2:D:261:LEU:O	2.14	0.47
2:D:219:GLY:HA2	2:D:288:LEU:HD23	1.96	0.47
3:G:49:LEU:O	3:G:50:HIS:HB2	2.14	0.47
2:B:12:TYR:C	2:B:12:TYR:CD1	2.88	0.47
2:D:365:LYS:HG3	2:D:501:ILE:HD13	1.96	0.47
2:D:216:LYS:CG	2:D:285:PRO:HB2	2.40	0.47
2:B:153:CYS:CB	2:B:188:SER:OG	2.60	0.47
1:I:81:ILE:HD13	1:I:134:LEU:HD22	1.96	0.47
3:N:26:LEU:HD13	3:N:244:ALA:HB1	1.96	0.47
3:N:152:SER:C	3:N:196:ILE:HD11	2.35	0.47
1:C:230:ASN:HA	1:C:235:ALA:H	1.80	0.47
2:B:43:VAL:O	2:B:47:THR:HG23	2.14	0.47
2:B:381:LYS:O	2:B:385:GLU:HG3	2.15	0.47
3:H:66:THR:CG2	3:H:67:VAL:N	2.78	0.47
1:C:357:GLY:HA2	1:C:379:TYR:HD2	1.80	0.47
3:H:115:TYR:O	3:H:117:ASP:N	2.48	0.47
3:M:4:GLN:NE2	3:M:124:TYR:OH	2.48	0.47
3:F:8:TYR:HE1	3:F:130:VAL:HG11	1.79	0.47
3:E:93:PRO:CB	3:F:130:VAL:HG23	2.31	0.47
1:C:354:TYR:CE1	1:C:404:VAL:HG12	2.50	0.47
1:I:439:ARG:CG	1:I:463:MET:HE1	2.43	0.47

*Continued on next page...*

*Continued from previous page...*

Atom-1	Atom-2	Interatomic distance (Å)	Clash overlap (Å)
1:A:425:ILE:CD1	2:B:104:ASN:HB3	2.45	0.47
3:N:137:MET:N	3:N:138:PRO:CD	2.78	0.47
1:I:144:LEU:HG	2:J:35:TYR:CD2	2.50	0.47
1:I:19:VAL:HG21	1:I:407:TYR:CE2	2.50	0.47
1:K:229:TYR:CE1	1:K:254:SER:HB2	2.49	0.46
1:C:6:ARG:HB2	1:C:34:VAL:HG11	1.97	0.46
3:P:179:LEU:HD22	3:P:256:PRO:HG3	1.95	0.46
1:K:124:VAL:HG11	3:P:58:MET:HE2	1.97	0.46
2:D:27:LYS:HG2	2:D:32:GLU:OE2	2.15	0.46
3:F:186:SER:HB2	3:F:210:PHE:CZ	2.49	0.46
2:D:90:HIS:NE2	2:D:160:ASP:OD2	2.47	0.46
1:A:437:PRO:HA	1:A:472:TRP:CZ2	2.50	0.46
3:E:8:TYR:HE2	3:E:130:VAL:HG11	1.80	0.46
3:E:130:VAL:HG21	3:F:93:PRO:HB3	1.93	0.46
2:J:397:ASN:N	2:J:397:ASN:ND2	2.61	0.46
1:K:425:ILE:HD12	2:L:104:ASN:CB	2.45	0.46
3:G:186:SER:HB2	3:G:210:PHE:CZ	2.50	0.46
3:P:155:MET:SD	3:P:155:MET:C	2.93	0.46
2:L:366:ARG:HA	2:L:389:GLU:O	2.14	0.46
3:G:155:MET:HG2	3:G:268:LEU:CD1	2.46	0.46
3:N:137:MET:HB3	3:N:138:PRO:HD3	1.97	0.46
1:C:424:GLY:HA2	1:C:442:HIS:CD2	2.51	0.46
1:I:239:ARG:HD2	1:I:252:GLN:HE21	1.78	0.46
2:D:370:TRP:HA	2:D:394:LEU:O	2.15	0.46
3:F:42:ALA:HB3	3:F:52:LYS:NZ	2.30	0.46
1:A:101:ILE:HG12	1:A:236:TRP:CZ2	2.50	0.46
1:I:469:ASN:CG	1:I:470:PRO:HD2	2.36	0.46
1:A:355:ILE:HB	1:A:360:PRO:CG	2.45	0.46
1:K:425:ILE:O	1:K:425:ILE:HD13	2.15	0.46
1:A:134:LEU:O	1:A:134:LEU:HD23	2.16	0.46
1:I:6:ARG:CB	1:I:34:VAL:HG11	2.45	0.46
2:B:152:THR:HG22	2:B:154:MET:H	1.81	0.46
2:B:12:TYR:O	2:D:517:TYR:OH	2.33	0.46
2:D:468:ARG:C	2:D:469:ILE:HG13	2.36	0.46
1:K:364:ILE:O	1:K:368:GLU:HG3	2.16	0.46
3:M:108:PHE:CE1	3:M:112:GLU:HG3	2.50	0.46
2:J:457:HIS:HB2	2:L:512:MET:HE1	1.96	0.46
3:M:223:ARG:HH11	3:M:223:ARG:HG3	1.81	0.46
2:L:12:TYR:CD1	2:L:12:TYR:C	2.86	0.46
3:E:98:ALA:CB	3:F:131:VAL:HB	2.39	0.46
1:I:439:ARG:HG3	1:I:463:MET:HE3	1.97	0.46

*Continued on next page...*

*Continued from previous page...*

Atom-1	Atom-2	Interatomic distance (Å)	Clash overlap (Å)
3:H:179:LEU:CD2	3:H:256:PRO:HG3	2.46	0.46
3:M:205:THR:HG23	3:M:206:GLN:N	2.30	0.46
1:C:160:GLY:O	3:G:140:ARG:NH2	2.49	0.46
3:G:156:MET:HG2	3:H:221:GLU:OE2	2.16	0.46
1:C:280:ASN:ND2	1:C:284:ARG:HH11	2.11	0.46
2:L:247:MET:HG2	2:L:341:PRO:HD2	1.96	0.46
3:E:14:GLY:HA2	11:E:3091:ADP:O3A	2.16	0.46
1:I:345:ARG:HD3	1:I:464:ASP:OD1	2.16	0.46
2:B:125:PHE:HA	3:E:91:PRO:HB3	1.97	0.46
1:K:157:GLY:HA3	1:K:184:GLU:CG	2.28	0.46
1:I:74:PRO:HB3	1:I:254:SER:O	2.14	0.46
2:J:71:GLN:NE2	2:J:199:ASN:HD22	2.10	0.46
1:A:59:ILE:HG22	1:A:59:ILE:O	2.15	0.46
1:A:226:ILE:CD1	1:A:279:MET:HB3	2.46	0.46
1:K:78:MET:CE	1:K:259:ILE:HB	2.45	0.46
2:J:202:GLU:O	2:J:206:ARG:HG3	2.16	0.46
3:N:196:ILE:HB	3:N:207:MET:HE3	1.98	0.46
1:C:442:HIS:HB2	12:C:2339:HOH:O	2.14	0.46
2:D:12:TYR:C	2:D:12:TYR:CD1	2.89	0.46
3:M:139:ILE:HG21	3:M:147:ILE:HD11	1.97	0.46
2:B:247:MET:HB3	2:B:249:VAL:HG23	1.98	0.46
3:E:116:GLU:OE2	3:E:118:ASP:OD1	2.33	0.46
3:N:154:GLU:CD	3:N:187:ARG:HD2	2.37	0.46
1:A:350:ARG:HD2	1:A:375:VAL:HG21	1.98	0.46
2:B:166:ILE:HD13	2:B:181:VAL:HG12	1.98	0.46
2:B:65:ASN:N	2:B:66:PRO:HD3	2.31	0.46
2:D:368:ALA:O	2:D:442:MET:HA	2.16	0.46
1:K:35:ASN:HD21	1:K:391:MET:HA	1.80	0.45
3:F:32:LYS:HE2	3:F:118:ASP:OD2	2.16	0.45
3:O:14:GLY:HA2	11:O:5291:ADP:PA	2.56	0.45
3:O:267:LEU:HD23	3:O:267:LEU:O	2.16	0.45
2:J:198:ASP:HB2	2:J:297:HIS:O	2.15	0.45
3:H:141:GLU:O	3:H:142:ASN:HB2	2.15	0.45
3:P:228:ILE:O	3:P:232:PRO:HG3	2.17	0.45
2:J:366:ARG:HE	2:J:391:VAL:HG11	1.81	0.45
3:G:167:GLY:O	3:G:170:LYS:HG2	2.16	0.45
3:E:76:LEU:CD1	3:E:86:VAL:HG22	2.43	0.45
1:A:12:LEU:HD13	1:A:415:ARG:HD3	1.99	0.45
3:M:26:LEU:HD13	3:M:244:ALA:HB1	1.98	0.45
3:M:155:MET:HG2	3:M:268:LEU:CD1	2.47	0.45
1:K:59:ILE:O	1:K:59:ILE:HG22	2.15	0.45

*Continued on next page...*

*Continued from previous page...*

Atom-1	Atom-2	Interatomic distance (Å)	Clash overlap (Å)
3:G:228:ILE:O	3:G:232:PRO:HG3	2.16	0.45
3:P:213:ARG:HH12	3:P:218:GLN:HE22	1.64	0.45
3:E:218:GLN:O	3:E:222:ILE:HG12	2.16	0.45
2:B:468:ARG:NH1	2:B:475:ASP:OD2	2.50	0.45
1:K:159:ILE:HG22	3:P:97:CYS:HB2	1.98	0.45
2:L:156:GLU:HG3	2:L:187:PRO:HA	1.97	0.45
2:J:209:THR:HG21	2:J:309:TRP:CD1	2.50	0.45
1:C:226:ILE:CD1	1:C:279:MET:HB3	2.47	0.45
3:H:152:SER:C	3:H:196:ILE:HD11	2.37	0.45
3:P:22:LEU:CD1	3:P:244:ALA:HA	2.46	0.45
1:A:332:LYS:HA	1:A:335:TRP:NE1	2.31	0.45
1:C:75:ILE:HG21	1:C:78:MET:CE	2.46	0.45
3:M:86:VAL:HG11	3:M:109:LEU:HD21	1.98	0.45
1:C:25:ARG:NH1	1:C:25:ARG:HG2	2.31	0.45
2:B:512:MET:HE3	2:D:457:HIS:HB2	1.98	0.45
1:A:75:ILE:HG21	1:A:78:MET:HE2	1.99	0.45
1:A:336:GLU:O	1:A:339:VAL:HG22	2.17	0.45
3:P:45:THR:HG21	3:P:85:CYS:HB3	1.99	0.45
3:O:256:PRO:C	3:O:258:PRO:HD3	2.37	0.45
3:P:267:LEU:HD23	3:P:267:LEU:C	2.37	0.45
3:N:39:ASP:OD1	3:N:40:PRO:CD	2.62	0.45
3:G:196:ILE:HB	3:G:207:MET:HE2	1.97	0.45
1:A:75:ILE:HG21	1:A:78:MET:CE	2.46	0.45
1:K:52:SER:HB3	1:K:58:THR:HG21	1.96	0.45
1:C:19:VAL:HG21	1:C:407:TYR:CE2	2.51	0.45
3:P:95:VAL:HG22	3:P:96:GLY:N	2.31	0.45
2:J:435:PHE:CE1	2:J:455:THR:HA	2.52	0.45
1:K:19:VAL:HG11	1:K:407:TYR:OH	2.17	0.45
3:G:102:VAL:HG21	3:G:135:PHE:CD1	2.52	0.45
2:D:4:GLN:NE2	2:D:4:GLN:HA	2.32	0.45
2:D:365:LYS:HG3	2:D:501:ILE:CD1	2.47	0.45
2:J:494:LEU:HD23	2:J:494:LEU:C	2.37	0.45
1:I:31:HIS:ND1	1:I:47:ILE:HD13	2.09	0.45
1:I:226:ILE:HD12	1:I:279:MET:HB3	1.96	0.45
3:O:60:MET:HE1	3:O:63:GLU:OE1	2.16	0.45
3:O:60:MET:HB3	3:O:70:LEU:HD11	1.99	0.45
2:D:118:MET:SD	2:D:154:MET:HE1	2.56	0.45
1:K:280:ASN:ND2	1:K:284:ARG:HH11	2.14	0.45
1:K:251:ALA:HB2	1:K:261:GLU:HB2	1.98	0.45
1:K:343:ARG:HB3	1:K:344:PRO:HD3	1.97	0.45
1:I:275:CYS:HA	1:I:358:LEU:HD22	1.99	0.45

*Continued on next page...*

*Continued from previous page...*

Atom-1	Atom-2	Interatomic distance (Å)	Clash overlap (Å)
2:B:178:GLU:H	2:B:178:GLU:CD	2.20	0.45
3:O:218:GLN:O	3:O:222:ILE:HG12	2.17	0.45
3:F:76:LEU:HD11	3:F:84:LYS:HB3	1.99	0.45
1:K:332:LYS:HA	1:K:335:TRP:NE1	2.31	0.45
3:P:67:VAL:HG21	3:P:104:THR:CG2	2.47	0.45
3:O:196:ILE:HB	3:O:207:MET:HE2	1.98	0.45
3:P:76:LEU:HD11	3:P:84:LYS:HB3	1.99	0.45
1:I:75:ILE:HG21	1:I:78:MET:HE2	1.99	0.45
2:L:313:VAL:HA	2:L:314:PRO:HD3	1.88	0.45
2:B:247:MET:HG2	2:B:341:PRO:HD3	1.98	0.45
1:A:224:ALA:HB3	1:A:271:ASN:HD22	1.82	0.45
1:K:346:LEU:CD2	1:K:467:LEU:HD23	2.47	0.45
3:H:236:GLN:O	3:H:239:GLU:HB2	2.17	0.45
3:F:33:VAL:HG12	3:F:34:MET:N	2.31	0.45
1:K:336:GLU:O	1:K:339:VAL:HG22	2.17	0.45
2:B:358:SER:OG	2:D:478:HIS:HE1	2.00	0.45
3:E:5:CYS:SG	3:E:146:GLU:HG3	2.57	0.45
2:B:88:TYR:OH	2:B:116:ASP:HB3	2.17	0.45
1:C:226:ILE:HD11	1:C:283:SER:HG	1.82	0.45
1:K:355:ILE:HD13	1:K:441:MET:CB	2.47	0.45
1:A:59:ILE:HD12	1:A:354:TYR:CE2	2.52	0.45
3:G:102:VAL:HG21	3:G:135:PHE:CE1	2.51	0.45
2:D:4:GLN:HE21	2:D:4:GLN:HA	1.82	0.45
2:L:258:GLU:HG3	2:L:259:GLU:N	2.30	0.45
3:O:181:GLY:HA2	3:O:205:THR:OG1	2.17	0.45
3:O:8:TYR:CE2	3:O:130:VAL:HG11	2.51	0.44
3:F:66:THR:CG2	3:F:67:VAL:N	2.80	0.44
3:O:209:HIS:HB3	3:O:243:LEU:HD13	1.99	0.44
3:H:76:LEU:HD13	3:H:86:VAL:CG2	2.47	0.44
3:N:205:THR:OG1	3:N:206:GLN:N	2.49	0.44
2:D:443:ILE:HG23	2:D:469:ILE:HD12	1.98	0.44
2:L:161:ASP:OD2	2:L:164:ALA:HB2	2.17	0.44
3:E:72:LEU:HD11	3:E:114:ALA:HA	2.00	0.44
3:H:261:MET:O	3:H:265:GLU:HG2	2.17	0.44
2:J:504:ARG:HH11	2:J:504:ARG:HG3	1.82	0.44
2:D:305:VAL:O	2:D:309:TRP:HB2	2.17	0.44
3:N:66:THR:HG22	3:N:67:VAL:N	2.31	0.44
2:J:438:LYS:HG2	2:J:439:PRO:O	2.16	0.44
1:A:68:LYS:HD3	1:A:68:LYS:C	2.38	0.44
3:F:56:THR:OG1	3:F:59:GLU:HB2	2.18	0.44
1:I:224:ALA:HB3	1:I:271:ASN:ND2	2.32	0.44

*Continued on next page...*

*Continued from previous page...*

Atom-1	Atom-2	Interatomic distance (Å)	Clash overlap (Å)
1:A:184:GLU:OE1	1:A:187:ARG:HD2	2.18	0.44
3:O:60:MET:CE	3:O:60:MET:HA	2.47	0.44
1:K:282:ILE:O	1:K:286:MET:HG3	2.16	0.44
3:O:26:LEU:HD13	3:O:244:ALA:HB1	1.98	0.44
1:I:224:ALA:HB3	1:I:271:ASN:HD22	1.82	0.44
1:A:145:ASN:OD1	1:A:176:LYS:HE2	2.18	0.44
3:N:169:VAL:HG12	3:N:173:ASN:ND2	2.33	0.44
1:A:6:ARG:HB2	1:A:34:VAL:HG11	1.99	0.44
3:N:223:ARG:HD2	3:N:230:TYR:HE1	1.82	0.44
3:H:137:MET:N	3:H:138:PRO:CD	2.81	0.44
3:O:126:VAL:HG12	3:O:127:LEU:HD23	1.98	0.44
1:K:469:ASN:CG	1:K:470:PRO:HD2	2.38	0.44
2:D:86:MET:HG2	2:D:138:CYS:SG	2.57	0.44
3:O:158:MET:HE3	3:O:199:LEU:HB2	1.98	0.44
3:O:155:MET:HG2	3:O:268:LEU:HD13	1.98	0.44
1:K:424:GLY:CA	1:K:442:HIS:CD2	3.01	0.44
1:C:207:LEU:HD22	1:C:282:ILE:HD11	1.99	0.44
1:K:114:PHE:HE2	1:K:142:PHE:CE2	2.36	0.44
2:D:504:ARG:HG3	2:D:504:ARG:HH11	1.81	0.44
1:K:387:TYR:O	1:K:391:MET:HG3	2.18	0.44
3:H:56:THR:O	3:H:60:MET:HB2	2.18	0.44
2:D:375:PHE:CZ	2:D:469:ILE:HG22	2.53	0.44
3:F:181:GLY:HA2	3:F:205:THR:OG1	2.17	0.44
1:A:469:ASN:CG	1:A:470:PRO:HD2	2.37	0.44
3:E:237:ALA:O	3:E:241:ARG:HG3	2.18	0.44
1:K:35:ASN:CG	1:K:36:ASP:N	2.71	0.44
3:H:162:ASN:HD22	3:H:203:LEU:HD21	1.83	0.44
1:I:382:ALA:HB1	1:I:386:ASP:CB	2.48	0.44
2:B:254:LEU:O	2:B:255:SER:CB	2.65	0.44
3:H:137:MET:HB3	3:H:138:PRO:HD3	1.98	0.44
3:M:260:THR:OG1	3:M:263:GLU:HG3	2.18	0.44
2:D:232:THR:HG21	2:D:471:PHE:CD1	2.52	0.44
2:B:457:HIS:HB2	2:D:512:MET:HE3	1.98	0.44
3:P:66:THR:HG22	3:P:67:VAL:N	2.32	0.44
3:N:86:VAL:HG11	3:N:109:LEU:HD21	1.99	0.44
2:B:313:VAL:HA	2:B:314:PRO:HD3	1.86	0.44
1:K:396:ASP:O	1:K:397:SER:HB2	2.18	0.44
3:E:225:MET:HE2	3:E:229:GLU:OE2	2.18	0.44
3:P:37:GLY:HA3	3:P:87:GLU:OE1	2.18	0.44
1:K:354:TYR:C	1:K:355:ILE:CG1	2.86	0.44
3:N:72:LEU:HD11	3:N:114:ALA:HA	2.00	0.44

*Continued on next page...*

*Continued from previous page...*

Atom-1	Atom-2	Interatomic distance (Å)	Clash overlap (Å)
1:I:59:ILE:HG23	1:I:426:LYS:HE2	1.99	0.44
2:L:247:MET:HG2	2:L:341:PRO:HD3	2.00	0.44
2:J:231:GLU:HB3	2:J:237:PHE:CZ	2.53	0.44
3:H:155:MET:HG2	3:H:268:LEU:HD11	1.99	0.44
2:D:124:VAL:HG11	3:G:58:MET:HE2	1.99	0.44
1:C:239:ARG:HD2	1:C:252:GLN:NE2	2.32	0.44
3:G:98:ALA:CB	3:H:131:VAL:HB	2.43	0.43
2:B:453:ARG:CG	2:D:512:MET:HE2	2.48	0.43
1:K:86:VAL:CG1	1:K:86:VAL:O	2.66	0.43
2:B:71:GLN:NE2	2:B:199:ASN:HD22	2.15	0.43
2:D:346:LYS:HD3	2:D:350:ARG:CZ	2.47	0.43
3:H:155:MET:HG2	3:H:268:LEU:HD13	2.00	0.43
3:M:2:MET:CE	3:M:115:TYR:HB3	2.47	0.43
2:J:152:THR:HG22	2:J:154:MET:H	1.82	0.43
2:B:72:PRO:HB2	2:B:99:PHE:CE2	2.53	0.43
1:K:193:LEU:HA	1:K:193:LEU:HD12	1.79	0.43
3:E:228:ILE:O	3:E:232:PRO:CG	2.59	0.43
3:N:60:MET:HE1	3:N:63:GLU:OE1	2.18	0.43
1:I:229:TYR:CE2	8:I:4096:CFM:S2A	3.11	0.43
1:I:70:VAL:CG2	1:I:71:VAL:N	2.81	0.43
2:D:96:VAL:CG2	2:D:115:SER:HB2	2.46	0.43
3:M:20:GLN:NE2	3:M:47:LEU:H	2.16	0.43
2:L:22:ASP:O	2:L:26:LYS:HG3	2.19	0.43
3:N:186:SER:HB2	3:N:210:PHE:CZ	2.52	0.43
3:P:29:MET:HE2	3:P:245:ARG:NH2	2.34	0.43
2:J:51:GLU:CD	2:J:51:GLU:H	2.22	0.43
2:B:322:LEU:HD21	1:C:474:LYS:HB3	2.00	0.43
1:K:168:LYS:HB2	1:K:168:LYS:HZ3	1.82	0.43
2:B:96:VAL:O	2:B:100:ARG:HG3	2.18	0.43
3:P:56:THR:O	3:P:60:MET:HB2	2.18	0.43
1:A:449:PRO:O	1:A:455:GLY:HA2	2.19	0.43
3:O:154:GLU:CD	3:O:187:ARG:HD2	2.38	0.43
2:L:82:PHE:CE2	2:L:281:MET:HE2	2.53	0.43
3:G:139:ILE:O	3:G:177:VAL:HG21	2.18	0.43
3:E:66:THR:HG22	3:E:67:VAL:N	2.34	0.43
3:G:60:MET:CE	3:G:60:MET:HA	2.47	0.43
3:E:155:MET:HG2	3:E:268:LEU:HD13	1.99	0.43
1:I:361:ARG:HB3	1:I:379:TYR:OH	2.19	0.43
3:O:162:ASN:HD22	3:O:203:LEU:HD21	1.84	0.43
1:C:426:LYS:HB2	1:C:427:GLU:OE2	2.18	0.43
1:C:332:LYS:HA	1:C:335:TRP:NE1	2.34	0.43

*Continued on next page...*

*Continued from previous page...*

Atom-1	Atom-2	Interatomic distance (Å)	Clash overlap (Å)
3:O:196:ILE:HG22	3:O:207:MET:HG3	2.00	0.43
3:H:86:VAL:HG11	3:H:109:LEU:HD21	2.00	0.43
2:D:441:PHE:CE1	2:D:501:ILE:HG12	2.54	0.43
1:C:67:SER:OG	1:C:181:VAL:HG11	2.18	0.43
3:G:141:GLU:O	3:G:142:ASN:HB2	2.18	0.43
1:A:209:LYS:HD2	1:A:263:GLU:OE2	2.19	0.43
2:D:375:PHE:HZ	2:D:469:ILE:HG22	1.84	0.43
1:A:447:SER:O	1:A:448:GLY:O	2.36	0.43
2:J:365:LYS:HG3	2:J:501:ILE:CD1	2.49	0.43
3:E:15:LYS:HD2	3:E:126:VAL:O	2.19	0.43
2:D:318:ILE:HG12	2:D:320:MET:HG3	2.00	0.43
1:C:35:ASN:CG	1:C:36:ASP:N	2.72	0.43
1:K:157:GLY:CA	1:K:184:GLU:HG2	2.29	0.43
3:M:256:PRO:C	3:M:258:PRO:HD3	2.39	0.43
2:J:170:LYS:HG2	2:J:175:ILE:HG13	2.00	0.43
1:C:422:GLY:HA2	1:C:439:ARG:O	2.19	0.43
1:K:192:SER:OG	1:K:383:HIS:CE1	2.68	0.43
3:H:205:THR:OG1	3:H:206:GLN:N	2.51	0.43
3:E:152:SER:C	3:E:196:ILE:HD11	2.39	0.43
2:J:103:PHE:CB	2:J:111:VAL:HG21	2.48	0.43
2:L:377:MET:HB3	2:L:377:MET:HE3	1.88	0.43
3:E:60:MET:HE3	3:E:63:GLU:OE1	2.18	0.43
2:B:494:LEU:O	2:B:498:VAL:HG23	2.18	0.43
2:J:394:LEU:HD13	2:J:430:LEU:HB2	2.01	0.43
1:C:412:PHE:O	1:C:416:ILE:HG12	2.19	0.43
3:O:57:ILE:HD12	3:O:105:ALA:HB1	2.01	0.43
1:I:30:LYS:HB3	1:I:47:ILE:HG13	2.00	0.43
3:E:86:VAL:HG11	3:E:109:LEU:HD21	2.00	0.43
3:P:116:GLU:HG2	3:P:118:ASP:H	1.82	0.43
2:B:369:LEU:HD12	2:B:369:LEU:C	2.39	0.43
1:I:55:GLY:HA2	2:J:114:VAL:CG1	2.48	0.43
2:L:153:CYS:SG	2:L:188:SER:OG	2.77	0.43
1:C:306:ILE:HG23	1:C:328:ILE:HD13	2.00	0.43
1:C:388:ASP:C	1:C:392:LYS:HZ2	2.22	0.43
3:P:20:GLN:NE2	3:P:47:LEU:H	2.10	0.43
3:O:20:GLN:NE2	3:O:47:LEU:H	2.10	0.43
3:H:166:LYS:O	3:H:170:LYS:HE2	2.18	0.43
1:C:118:PHE:HZ	1:C:127:GLY:HA3	1.84	0.43
3:G:256:PRO:O	3:G:258:PRO:HD3	2.19	0.43
1:K:437:PRO:HA	1:K:472:TRP:CZ2	2.54	0.43
2:D:205:ALA:O	2:D:209:THR:HB	2.19	0.42

*Continued on next page...*



*Continued from previous page...*

Atom-1	Atom-2	Interatomic distance (Å)	Clash overlap (Å)
1:A:177:THR:HG1	1:A:209:LYS:HZ1	1.58	0.42
3:P:108:PHE:CZ	3:P:112:GLU:HG3	2.54	0.42
2:D:110:PRO:HD2	12:D:2435:HOH:O	2.19	0.42
2:J:86:MET:HG2	2:J:138:CYS:SG	2.59	0.42
2:J:413:SER:HA	2:J:414:PRO:HD3	1.94	0.42
3:P:216:VAL:HG22	3:P:219:ARG:HH12	1.85	0.42
1:A:39:VAL:HG23	1:A:39:VAL:O	2.18	0.42
1:C:12:LEU:O	1:C:16:VAL:HG23	2.20	0.42
3:H:26:LEU:CD1	3:H:244:ALA:HB1	2.49	0.42
3:N:126:VAL:HG12	3:N:127:LEU:N	2.34	0.42
1:I:332:LYS:HA	1:I:335:TRP:NE1	2.34	0.42
3:G:50:HIS:O	3:G:51:SER:HB2	2.19	0.42
1:A:68:LYS:CG	1:A:151:GLN:HG3	2.48	0.42
1:I:303:THR:HG23	1:I:369:ASP:OD1	2.18	0.42
1:I:306:ILE:HG23	1:I:328:ILE:HD13	2.01	0.42
2:B:258:GLU:HG3	2:B:259:GLU:N	2.34	0.42
2:L:74:GLY:HA3	2:L:193:HIS:O	2.19	0.42
3:E:130:VAL:HG23	3:E:130:VAL:O	2.19	0.42
3:O:222:ILE:HG21	3:P:273:ILE:CD1	2.48	0.42
3:F:137:MET:N	3:F:138:PRO:CD	2.83	0.42
2:L:219:GLY:CA	2:L:288:LEU:HD23	2.50	0.42
3:M:126:VAL:HG12	3:M:127:LEU:HD23	2.01	0.42
1:K:62:CYS:SG	1:K:64:TYR:HB3	2.58	0.42
3:E:72:LEU:HD21	3:E:114:ALA:HB2	2.01	0.42
3:F:141:GLU:O	3:F:142:ASN:HB2	2.19	0.42
3:F:15:LYS:HD2	3:F:126:VAL:O	2.18	0.42
3:F:155:MET:SD	3:F:155:MET:C	2.98	0.42
3:G:14:GLY:HA2	11:G:3291:ADP:PA	2.60	0.42
2:L:366:ARG:HE	2:L:391:VAL:HG11	1.84	0.42
3:F:56:THR:O	3:F:60:MET:HB2	2.19	0.42
1:A:229:TYR:CE2	8:A:2096:CFM:S2A	3.13	0.42
1:C:116:SER:O	1:C:130:LYS:HE2	2.20	0.42
2:J:258:GLU:HG3	2:J:259:GLU:N	2.33	0.42
3:G:130:VAL:HG21	3:H:93:PRO:HB3	1.93	0.42
1:I:39:VAL:O	1:I:39:VAL:HG23	2.19	0.42
1:K:202:VAL:HG11	1:K:253:TRP:CH2	2.55	0.42
1:A:209:LYS:HD2	1:A:263:GLU:CD	2.40	0.42
1:C:75:ILE:HD13	1:C:78:MET:HE3	2.01	0.42
2:L:324:TRP:CH2	2:L:377:MET:HG2	2.54	0.42
2:B:358:SER:OG	2:D:478:HIS:CE1	2.72	0.42
2:B:128:GLN:HG2	2:B:132:LYS:HE3	2.01	0.42

*Continued on next page...*

*Continued from previous page...*

Atom-1	Atom-2	Interatomic distance (Å)	Clash overlap (Å)
1:K:378:GLY:HA3	1:K:401:TYR:CD1	2.54	0.42
3:M:113:GLY:O	3:M:116:GLU:HB3	2.19	0.42
2:B:228:PRO:HA	2:B:293:LEU:HD12	2.02	0.42
3:O:66:THR:CG2	3:O:67:VAL:N	2.82	0.42
3:F:216:VAL:HG22	3:F:219:ARG:NH1	2.35	0.42
1:I:425:ILE:O	1:I:425:ILE:HD13	2.19	0.42
2:D:12:TYR:HB3	2:D:13:PRO:HD3	2.02	0.42
2:B:314:PRO:HB3	2:B:331:LYS:HE2	2.01	0.42
3:E:95:VAL:HG22	3:E:96:GLY:N	2.34	0.42
1:I:226:ILE:HD11	1:I:283:SER:OG	2.20	0.42
2:J:391:VAL:HG23	2:J:392:HIS:N	2.35	0.42
1:K:450:TYR:CE1	1:K:459:PHE:HA	2.55	0.42
2:B:319:PRO:HG2	2:B:485:LEU:HD22	2.01	0.42
1:A:341:LYS:HE3	1:A:342:TYR:CZ	2.54	0.42
2:L:277:THR:OG1	2:L:280:GLU:HG3	2.20	0.42
3:P:216:VAL:HG22	3:P:219:ARG:NH1	2.34	0.42
3:O:56:THR:O	3:O:60:MET:HB2	2.19	0.42
3:O:40:PRO:HG3	3:O:98:ALA:CB	2.45	0.42
3:N:72:LEU:HD22	3:N:76:LEU:HD22	2.01	0.42
1:I:439:ARG:CB	1:I:463:MET:HE1	2.50	0.42
1:A:224:ALA:HB3	1:A:271:ASN:ND2	2.34	0.42
2:D:452:GLN:HG3	2:D:464:VAL:O	2.19	0.42
3:O:9:GLY:O	3:O:10:LYS:O	2.38	0.42
1:C:341:LYS:HD3	2:D:5:VAL:HG22	2.00	0.42
1:A:25:ARG:HG2	1:A:25:ARG:HH11	1.83	0.42
1:C:226:ILE:HD12	1:C:279:MET:HB3	2.01	0.42
3:N:223:ARG:HH11	3:N:223:ARG:HG3	1.84	0.42
3:O:42:ALA:HB3	3:O:52:LYS:HZ3	1.85	0.42
3:N:151:CYS:SG	3:N:152:SER:N	2.93	0.42
1:K:224:ALA:HB3	1:K:271:ASN:HD22	1.84	0.42
2:D:198:ASP:HB2	2:D:297:HIS:O	2.20	0.42
1:C:56:LEU:CD2	2:D:137:ASN:HB3	2.49	0.42
3:N:139:ILE:O	3:N:177:VAL:HG21	2.20	0.42
2:L:49:THR:HB	2:L:51:GLU:OE1	2.20	0.42
2:B:92:SER:OG	2:B:152:THR:HG21	2.19	0.42
3:F:243:LEU:O	3:F:247:VAL:HG23	2.19	0.42
3:G:13:ILE:HG12	3:G:151:CYS:HA	2.02	0.42
1:I:91:TYR:OH	2:J:69:ALA:HB1	2.20	0.42
2:D:369:LEU:HD12	2:D:369:LEU:C	2.40	0.42
1:A:439:ARG:HG3	1:A:463:MET:HE3	1.98	0.41
2:D:88:TYR:O	2:D:149:VAL:HA	2.19	0.41

*Continued on next page...*

*Continued from previous page...*

Atom-1	Atom-2	Interatomic distance (Å)	Clash overlap (Å)
3:M:205:THR:OG1	3:M:206:GLN:N	2.52	0.41
1:I:85:PRO:HB2	9:J:4098:CLF:S2B	2.60	0.41
3:E:33:VAL:HG12	3:E:34:MET:N	2.34	0.41
1:I:364:ILE:O	1:I:368:GLU:HG3	2.20	0.41
1:K:225:ILE:HD11	1:K:242:LEU:HD12	2.01	0.41
1:A:465:MET:HG3	2:D:363:HIS:CG	2.55	0.41
2:J:352:VAL:O	2:J:356:THR:HG23	2.20	0.41
1:I:90:GLN:OE1	1:I:90:GLN:HA	2.20	0.41
1:I:27:ASP:O	1:I:31:HIS:HD2	2.03	0.41
3:H:8:TYR:CE2	3:H:130:VAL:HG11	2.55	0.41
1:K:420:LEU:HD21	1:K:463:MET:HE3	2.02	0.41
3:P:33:VAL:CG1	3:P:34:MET:N	2.84	0.41
1:C:118:PHE:CD2	1:C:123:ILE:HD12	2.52	0.41
1:C:256:ASP:OD2	2:D:27:LYS:HE3	2.20	0.41
3:O:154:GLU:OE1	3:O:187:ARG:HD2	2.20	0.41
3:F:178:ARG:HB2	3:F:253:LEU:HB3	2.02	0.41
1:I:148:ILE:O	1:I:178:ILE:HA	2.20	0.41
1:A:116:SER:O	1:A:130:LYS:NZ	2.45	0.41
2:J:445:ASN:HB2	2:J:472:PRO:O	2.20	0.41
3:O:59:GLU:O	3:O:63:GLU:HG3	2.21	0.41
3:N:56:THR:O	3:N:60:MET:HB2	2.20	0.41
2:L:96:VAL:CG2	2:L:115:SER:HB2	2.50	0.41
3:H:26:LEU:HA	3:H:26:LEU:HD12	1.81	0.41
3:H:60:MET:HB3	3:H:70:LEU:HD11	2.01	0.41
2:J:367:PHE:O	2:J:391:VAL:HG22	2.20	0.41
2:J:365:LYS:HG3	2:J:501:ILE:HD13	2.03	0.41
3:H:1:ALA:O	3:H:2:MET:HB3	2.20	0.41
1:K:150:VAL:O	1:K:150:VAL:HG22	2.20	0.41
1:A:76:LYS:HD3	1:A:100:TYR:HB2	2.02	0.41
2:L:254:LEU:O	2:L:255:SER:CB	2.68	0.41
2:J:91:GLY:HA3	2:J:152:THR:HB	2.02	0.41
2:B:299:GLU:CD	2:B:401:ARG:HH22	2.24	0.41
2:B:159:GLY:O	3:F:140:ARG:NH2	2.53	0.41
2:J:128:GLN:HG2	2:J:132:LYS:HE3	2.02	0.41
3:N:33:VAL:HG12	3:N:34:MET:N	2.35	0.41
1:K:20:TYR:OH	1:K:408:GLU:HG3	2.19	0.41
1:K:230:ASN:HA	1:K:235:ALA:H	1.85	0.41
2:B:171:LYS:HE3	2:B:171:LYS:HB2	1.93	0.41
3:G:80:TYR:CE1	3:G:229:GLU:HG3	2.55	0.41
3:E:130:VAL:HG23	3:F:93:PRO:CB	2.35	0.41
3:O:8:TYR:HE2	3:O:130:VAL:HG11	1.84	0.41

*Continued on next page...*

*Continued from previous page...*

Atom-1	Atom-2	Interatomic distance (Å)	Clash overlap (Å)
3:G:76:LEU:HD13	3:G:86:VAL:HG22	2.02	0.41
1:A:253:TRP:HB3	1:A:279:MET:CE	2.50	0.41
2:L:296:TRP:CD1	2:L:377:MET:HE1	2.55	0.41
3:E:14:GLY:HA2	11:E:3091:ADP:PA	2.61	0.41
3:F:256:PRO:C	3:F:258:PRO:HD3	2.41	0.41
2:J:88:TYR:OH	2:J:116:ASP:HB3	2.20	0.41
2:B:346:LYS:HD3	2:B:350:ARG:NH2	2.35	0.41
2:L:108:ARG:HH11	2:L:108:ARG:HG3	1.84	0.41
3:N:41:LYS:NZ	3:N:41:LYS:HB2	2.36	0.41
2:L:404:LYS:HE3	2:L:404:LYS:HB2	1.81	0.41
1:K:35:ASN:ND2	1:K:391:MET:HA	2.36	0.41
3:O:162:ASN:ND2	3:O:259:ILE:H	2.04	0.41
2:D:206:ARG:HG2	2:D:304:PHE:CE1	2.55	0.41
3:P:205:THR:OG1	3:P:206:GLN:N	2.54	0.41
1:K:239:ARG:HD2	1:K:252:GLN:HE21	1.84	0.41
2:B:12:TYR:HB3	2:B:13:PRO:HD3	2.01	0.41
2:D:124:VAL:HG21	3:G:58:MET:HE1	2.02	0.41
3:N:95:VAL:HG22	3:N:96:GLY:N	2.36	0.41
2:D:358:SER:HB3	2:D:498:VAL:HG21	2.01	0.41
1:C:350:ARG:HB3	1:C:375:VAL:CG2	2.50	0.41
3:E:26:LEU:CD1	3:E:244:ALA:HB1	2.50	0.41
3:N:116:GLU:HG2	3:N:118:ASP:H	1.85	0.41
1:A:383:HIS:HB2	1:A:385:ASP:OD1	2.21	0.41
3:P:205:THR:HG23	3:P:206:GLN:N	2.35	0.41
3:M:227:VAL:HG12	3:M:237:ALA:HB2	2.02	0.41
2:J:395:CYS:O	2:J:423:ILE:HA	2.21	0.41
2:B:206:ARG:HG2	2:B:304:PHE:CE1	2.56	0.41
2:D:103:PHE:HB3	2:D:111:VAL:HG21	2.02	0.41
1:I:232:GLY:O	1:I:449:PRO:HD3	2.21	0.41
3:E:66:THR:CG2	3:E:67:VAL:N	2.83	0.41
1:K:36:ASP:HA	1:K:37:PRO:HD2	1.93	0.41
3:M:151:CYS:SG	3:M:152:SER:N	2.94	0.41
3:E:13:ILE:HG12	3:E:151:CYS:HA	2.02	0.41
2:J:331:LYS:HA	2:J:331:LYS:HD2	1.87	0.41
3:O:237:ALA:O	3:O:241:ARG:HG3	2.20	0.41
3:P:218:GLN:O	3:P:222:ILE:HG12	2.20	0.41
3:M:260:THR:HG23	3:M:263:GLU:OE2	2.20	0.41
1:I:308:SER:O	1:I:312:ILE:HG13	2.21	0.41
3:F:46:ARG:NH2	3:F:224:ARG:HG2	2.35	0.41
1:A:442:HIS:HB2	12:A:2113:HOH:O	2.21	0.41
2:L:236:ASN:HB3	2:L:485:LEU:HD12	2.03	0.41

*Continued on next page...*

*Continued from previous page...*

Atom-1	Atom-2	Interatomic distance (Å)	Clash overlap (Å)
3:H:196:ILE:HG22	3:H:207:MET:HG3	2.02	0.41
2:L:118:MET:SD	2:L:154:MET:HE1	2.61	0.41
2:B:369:LEU:CD1	2:B:376:VAL:HG13	2.51	0.41
2:B:118:MET:CB	2:B:154:MET:HE1	2.50	0.41
3:M:76:LEU:CD1	3:M:86:VAL:HG22	2.51	0.41
2:L:202:GLU:O	2:L:206:ARG:HG3	2.21	0.41
2:J:118:MET:CB	2:J:154:MET:HE1	2.49	0.41
2:J:494:LEU:O	2:J:498:VAL:HG23	2.21	0.41
3:O:9:GLY:O	3:O:10:LYS:C	2.58	0.41
2:L:170:LYS:HD3	2:L:177:ASP:HA	2.03	0.41
1:K:55:GLY:HA2	2:L:114:VAL:HG13	2.03	0.41
3:G:42:ALA:HB3	3:G:52:LYS:NZ	2.36	0.41
1:A:160:GLY:O	3:E:140:ARG:NH2	2.54	0.41
2:D:180:PRO:HA	2:D:207:TYR:OH	2.21	0.41
2:D:509:THR:O	2:D:516:ASP:HA	2.21	0.41
3:E:223:ARG:O	3:E:224:ARG:HB2	2.21	0.41
1:C:251:ALA:HB2	1:C:261:GLU:HB2	2.02	0.41
3:E:265:GLU:OE1	3:E:265:GLU:HA	2.21	0.41
3:O:235:LYS:HE3	3:O:235:LYS:HB2	1.91	0.41
1:C:226:ILE:HG12	1:C:273:VAL:HG22	2.03	0.41
1:K:59:ILE:HG23	1:K:426:LYS:HE2	2.02	0.41
2:J:12:TYR:O	2:L:517:TYR:OH	2.38	0.41
1:C:113:ASN:ND2	2:D:66:PRO:HD2	2.36	0.41
3:P:72:LEU:HD11	3:P:114:ALA:HA	2.03	0.40
1:I:70:VAL:HA	1:I:96:ARG:NH1	2.37	0.40
3:M:137:MET:N	3:M:138:PRO:CD	2.84	0.40
1:C:357:GLY:HA2	1:C:379:TYR:CD2	2.56	0.40
1:K:429:PHE:O	1:K:433:LYS:HD3	2.21	0.40
1:I:271:ASN:HA	1:I:271:ASN:HD22	1.71	0.40
2:L:413:SER:HA	2:L:414:PRO:HD3	1.93	0.40
1:K:256:ASP:OD2	2:L:27:LYS:HE3	2.21	0.40
2:B:90:HIS:NE2	2:B:160:ASP:OD2	2.54	0.40
2:B:139:LYS:HA	2:B:144:PRO:HD2	2.03	0.40
3:H:126:VAL:HG12	3:H:127:LEU:N	2.36	0.40
3:G:207:MET:HE1	3:G:210:PHE:HD2	1.85	0.40
3:H:147:ILE:O	3:H:179:LEU:HD12	2.21	0.40
2:D:247:MET:HG2	2:D:341:PRO:HD2	2.03	0.40
2:J:366:ARG:NH1	2:J:438:LYS:O	2.55	0.40
2:D:509:THR:HG21	2:D:518:ASN:HD22	1.85	0.40
1:C:251:ALA:CB	1:C:261:GLU:HB2	2.51	0.40
1:A:70:VAL:HA	1:A:96:ARG:NH1	2.36	0.40

*Continued on next page...*

*Continued from previous page...*

Atom-1	Atom-2	Interatomic distance (Å)	Clash overlap (Å)
2:D:128:GLN:HG3	2:D:165:PHE:CD1	2.56	0.40
3:E:206:GLN:NE2	3:E:252:LEU:HB3	2.36	0.40
3:G:127:LEU:HD23	3:G:127:LEU:O	2.20	0.40
3:G:32:LYS:HE3	3:G:32:LYS:HB3	1.88	0.40
1:C:183:CYS:O	1:C:184:GLU:C	2.59	0.40
3:E:67:VAL:HG21	3:E:104:THR:CG2	2.51	0.40
3:M:66:THR:HG22	3:M:68:GLU:N	2.19	0.40
3:E:228:ILE:O	3:E:232:PRO:HD3	2.21	0.40
2:B:518:ASN:CG	2:B:518:ASN:O	2.59	0.40
1:K:350:ARG:NH2	1:K:417:LYS:O	2.54	0.40
3:N:196:ILE:HB	3:N:207:MET:HE2	2.03	0.40
1:K:6:ARG:HH11	1:K:6:ARG:HG2	1.87	0.40
1:K:267:LYS:HE3	12:K:4399:HOH:O	2.20	0.40
3:M:141:GLU:O	3:M:142:ASN:HB2	2.20	0.40
3:F:21:ASN:OD1	3:F:226:THR:HB	2.21	0.40
1:I:343:ARG:N	1:I:344:PRO:CD	2.84	0.40
2:D:51:GLU:H	2:D:51:GLU:CD	2.23	0.40
3:P:170:LYS:HE2	3:P:170:LYS:HB3	1.87	0.40
3:E:20:GLN:NE2	3:E:47:LEU:N	2.67	0.40
3:P:20:GLN:HE22	3:P:47:LEU:N	2.13	0.40
3:H:196:ILE:HB	3:H:207:MET:CE	2.52	0.40
2:L:84:LYS:HE3	2:L:84:LYS:HB2	1.85	0.40
3:H:60:MET:CE	3:H:63:GLU:OE1	2.70	0.40
2:J:175:ILE:O	2:J:175:ILE:HG13	2.21	0.40
2:D:16:LEU:O	2:D:21:LYS:HE3	2.22	0.40
1:I:424:GLY:HA2	1:I:442:HIS:CD2	2.57	0.40
3:O:4:GLN:HB2	3:O:144:ALA:HA	2.03	0.40
2:B:504:ARG:HG3	2:B:504:ARG:HH11	1.87	0.40
2:B:209:THR:HG21	2:B:309:TRP:CD1	2.54	0.40
1:C:428:LYS:HA	1:C:438:PHE:CD2	2.57	0.40
2:B:513:GLN:N	2:B:516:ASP:OD1	2.54	0.40
1:C:192:SER:OG	1:C:383:HIS:CE1	2.66	0.40
2:D:104:ASN:O	2:D:108:ARG:N	2.53	0.40
1:A:239:ARG:HD2	1:A:252:GLN:HE21	1.83	0.40
3:M:179:LEU:HD22	3:M:256:PRO:HG3	2.03	0.40
3:E:197:ILE:HG13	3:E:207:MET:HE3	2.04	0.40
2:D:472:PRO:HB2	2:D:474:PHE:CE1	2.56	0.40
1:I:12:LEU:O	1:I:16:VAL:HG23	2.21	0.40
1:K:339:VAL:HG23	1:K:340:ALA:N	2.37	0.40
2:D:504:ARG:NH1	2:D:508:GLU:OE2	2.54	0.40
2:B:93:GLN:HG2	12:B:2359:HOH:O	2.20	0.40

*Continued on next page...*

*Continued from previous page...*

Atom-1	Atom-2	Interatomic distance (Å)	Clash overlap (Å)
3:G:181:GLY:HA2	3:G:205:THR:OG1	2.21	0.40
3:N:13:ILE:HD12	3:N:13:ILE:HA	1.96	0.40

All (1) symmetry-related close contacts are listed below. The label for Atom-2 includes the symmetry operator and encoded unit-cell translations to be applied.

Atom-1	Atom-2	Interatomic distance (Å)	Clash overlap (Å)
3:H:28:GLU:OE2	3:O:251:LYS:CD[3_546]	2.17	0.03

## 5.3 Torsion angles [i](#)

### 5.3.1 Protein backbone [i](#)

In the following table, the Percentiles column shows the percent Ramachandran outliers of the chain as a percentile score with respect to all X-ray entries followed by that with respect to entries of similar resolution.

The Analysed column shows the number of residues for which the backbone conformation was analysed, and the total number of residues.

Mol	Chain	Analysed	Favoured	Allowed	Outliers	Percentiles	
1	A	476/491 (97%)	450 (94%)	24 (5%)	2 (0%)	39	48
1	C	476/491 (97%)	448 (94%)	25 (5%)	3 (1%)	30	36
1	I	476/491 (97%)	450 (94%)	24 (5%)	2 (0%)	39	48
1	K	476/491 (97%)	447 (94%)	25 (5%)	4 (1%)	24	27
2	B	520/522 (100%)	500 (96%)	19 (4%)	1 (0%)	52	64
2	D	520/522 (100%)	503 (97%)	16 (3%)	1 (0%)	52	64
2	J	520/522 (100%)	499 (96%)	19 (4%)	2 (0%)	39	48
2	L	520/522 (100%)	496 (95%)	23 (4%)	1 (0%)	52	64
3	E	272/289 (94%)	254 (93%)	18 (7%)	0	100	100
3	F	272/289 (94%)	256 (94%)	14 (5%)	2 (1%)	26	31
3	G	272/289 (94%)	256 (94%)	13 (5%)	3 (1%)	17	18
3	H	272/289 (94%)	251 (92%)	20 (7%)	1 (0%)	39	48
3	M	272/289 (94%)	258 (95%)	12 (4%)	2 (1%)	26	31
3	N	272/289 (94%)	258 (95%)	12 (4%)	2 (1%)	26	31

*Continued on next page...*

*Continued from previous page...*

Mol	Chain	Analysed	Favoured	Allowed	Outliers	Percentiles	
3	O	272/289 (94%)	254 (93%)	14 (5%)	4 (2%)	13	12
3	P	272/289 (94%)	253 (93%)	18 (7%)	1 (0%)	39	48
All	All	6160/6364 (97%)	5833 (95%)	296 (5%)	31 (0%)	34	41

All (31) Ramachandran outliers are listed below:

Mol	Chain	Res	Type
3	G	116	GLU
3	O	116	GLU
1	A	5	SER
1	A	448	GLY
1	C	5	SER
2	D	255	SER
3	F	115	TYR
3	H	116	GLU
1	I	5	SER
2	J	255	SER
1	K	356	GLY
1	K	448	GLY
2	L	255	SER
3	M	116	GLU
3	N	115	TYR
3	O	10	LYS
3	P	115	TYR
2	B	255	SER
1	K	5	SER
3	O	186	SER
1	C	448	GLY
3	G	2	MET
3	G	186	SER
3	O	2	MET
2	J	373	PRO
3	M	2	MET
3	N	10	LYS
3	F	2	MET
1	I	355	ILE
1	K	355	ILE
1	C	355	ILE



### 5.3.2 Protein sidechains ⓘ

In the following table, the Percentiles column shows the percent sidechain outliers of the chain as a percentile score with respect to all X-ray entries followed by that with respect to entries of similar resolution.

The Analysed column shows the number of residues for which the sidechain conformation was analysed, and the total number of residues.

Mol	Chain	Analysed	Rotameric	Outliers	Percentiles	
1	A	407/414 (98%)	392 (96%)	15 (4%)	41	55
1	C	407/414 (98%)	390 (96%)	17 (4%)	36	49
1	I	407/414 (98%)	389 (96%)	18 (4%)	35	46
1	K	407/414 (98%)	390 (96%)	17 (4%)	36	49
2	B	454/454 (100%)	439 (97%)	15 (3%)	45	61
2	D	454/454 (100%)	445 (98%)	9 (2%)	63	79
2	J	454/454 (100%)	444 (98%)	10 (2%)	60	77
2	L	454/454 (100%)	439 (97%)	15 (3%)	45	61
3	E	220/233 (94%)	207 (94%)	13 (6%)	24	32
3	F	220/233 (94%)	212 (96%)	8 (4%)	42	57
3	G	220/233 (94%)	209 (95%)	11 (5%)	30	41
3	H	220/233 (94%)	212 (96%)	8 (4%)	42	57
3	M	220/233 (94%)	213 (97%)	7 (3%)	46	62
3	N	220/233 (94%)	208 (94%)	12 (6%)	27	36
3	O	220/233 (94%)	214 (97%)	6 (3%)	52	70
3	P	220/233 (94%)	211 (96%)	9 (4%)	37	50
All	All	5204/5336 (98%)	5014 (96%)	190 (4%)	41	55

All (190) residues with a non-rotameric sidechain are listed below:

Mol	Chain	Res	Type
1	A	6	ARG
1	A	70	VAL
1	A	98	ASN
1	A	106	VAL
1	A	111	THR
1	A	131	LEU
1	A	150	VAL
1	A	226	ILE

*Continued on next page...*

*Continued from previous page...*

Mol	Chain	Res	Type
1	A	264	LEU
1	A	361	ARG
1	A	362	HIS
1	A	415	ARG
1	A	425	ILE
1	A	445	ASP
1	A	463	MET
2	B	31	PHE
2	B	114	VAL
2	B	120	GLU
2	B	152	THR
2	B	153	CYS
2	B	188	SER
2	B	202	GLU
2	B	257	PRO
2	B	258	GLU
2	B	260	VAL
2	B	299	GLU
2	B	383	LEU
2	B	397	ASN
2	B	468	ARG
2	B	505	LEU
1	C	6	ARG
1	C	70	VAL
1	C	98	ASN
1	C	106	VAL
1	C	107	ASN
1	C	111	THR
1	C	131	LEU
1	C	144	LEU
1	C	226	ILE
1	C	264	LEU
1	C	355	ILE
1	C	362	HIS
1	C	415	ARG
1	C	425	ILE
1	C	444	TRP
1	C	445	ASP
1	C	463	MET
2	D	92	SER
2	D	120	GLU
2	D	153	CYS

*Continued on next page...*

*Continued from previous page...*

Mol	Chain	Res	Type
2	D	258	GLU
2	D	260	VAL
2	D	299	GLU
2	D	383	LEU
2	D	397	ASN
2	D	505	LEU
3	E	22	LEU
3	E	26	LEU
3	E	52	LYS
3	E	59	GLU
3	E	60	MET
3	E	91	PRO
3	E	116	GLU
3	E	118	ASP
3	E	127	LEU
3	E	155	MET
3	E	177	VAL
3	E	208	ILE
3	E	274	MET
3	F	2	MET
3	F	26	LEU
3	F	52	LYS
3	F	59	GLU
3	F	118	ASP
3	F	127	LEU
3	F	155	MET
3	F	274	MET
3	G	2	MET
3	G	26	LEU
3	G	52	LYS
3	G	59	GLU
3	G	86	VAL
3	G	117	ASP
3	G	127	LEU
3	G	132	CYS
3	G	155	MET
3	G	207	MET
3	G	274	MET
3	H	2	MET
3	H	22	LEU
3	H	26	LEU
3	H	52	LYS

*Continued on next page...*

*Continued from previous page...*

Mol	Chain	Res	Type
3	H	59	GLU
3	H	155	MET
3	H	178	ARG
3	H	274	MET
1	I	6	ARG
1	I	14	GLN
1	I	45	CYS
1	I	47	ILE
1	I	70	VAL
1	I	98	ASN
1	I	111	THR
1	I	131	LEU
1	I	144	LEU
1	I	226	ILE
1	I	264	LEU
1	I	355	ILE
1	I	362	HIS
1	I	415	ARG
1	I	425	ILE
1	I	437	PRO
1	I	445	ASP
1	I	463	MET
2	J	31	PHE
2	J	120	GLU
2	J	188	SER
2	J	202	GLU
2	J	258	GLU
2	J	260	VAL
2	J	383	LEU
2	J	397	ASN
2	J	468	ARG
2	J	505	LEU
1	K	14	GLN
1	K	70	VAL
1	K	98	ASN
1	K	106	VAL
1	K	107	ASN
1	K	111	THR
1	K	131	LEU
1	K	144	LEU
1	K	226	ILE
1	K	264	LEU

*Continued on next page...*

*Continued from previous page...*

Mol	Chain	Res	Type
1	K	355	ILE
1	K	362	HIS
1	K	425	ILE
1	K	433	LYS
1	K	444	TRP
1	K	445	ASP
1	K	463	MET
2	L	6	ASP
2	L	31	PHE
2	L	114	VAL
2	L	120	GLU
2	L	202	GLU
2	L	257	PRO
2	L	258	GLU
2	L	260	VAL
2	L	281	MET
2	L	299	GLU
2	L	383	LEU
2	L	397	ASN
2	L	468	ARG
2	L	472	PRO
2	L	505	LEU
3	M	2	MET
3	M	26	LEU
3	M	52	LYS
3	M	60	MET
3	M	155	MET
3	M	208	ILE
3	M	274	MET
3	N	2	MET
3	N	22	LEU
3	N	26	LEU
3	N	52	LYS
3	N	59	GLU
3	N	60	MET
3	N	86	VAL
3	N	118	ASP
3	N	127	LEU
3	N	141	GLU
3	N	155	MET
3	N	208	ILE
3	O	26	LEU

*Continued on next page...*

*Continued from previous page...*

Mol	Chain	Res	Type
3	O	52	LYS
3	O	127	LEU
3	O	155	MET
3	O	208	ILE
3	O	274	MET
3	P	2	MET
3	P	26	LEU
3	P	52	LYS
3	P	59	GLU
3	P	118	ASP
3	P	127	LEU
3	P	155	MET
3	P	273	ILE
3	P	274	MET

Some sidechains can be flipped to improve hydrogen bonding and reduce clashes. All (126) such sidechains are listed below:

Mol	Chain	Res	Type
1	A	35	ASN
1	A	49	ASN
1	A	252	GLN
1	A	271	ASN
1	A	274	HIS
1	A	280	ASN
1	A	321	GLN
1	A	383	HIS
1	A	442	HIS
1	A	468	ASN
2	B	4	GLN
2	B	18	GLN
2	B	71	GLN
2	B	163	ASN
2	B	167	ASN
2	B	397	ASN
2	B	478	HIS
2	B	499	ASN
2	B	518	ASN
1	C	14	GLN
1	C	29	ASN
1	C	35	ASN
1	C	49	ASN
1	C	252	GLN

*Continued on next page...*

*Continued from previous page...*

Mol	Chain	Res	Type
1	C	271	ASN
1	C	280	ASN
1	C	285	HIS
1	C	362	HIS
1	C	383	HIS
1	C	468	ASN
2	D	4	GLN
2	D	71	GLN
2	D	129	GLN
2	D	167	ASN
2	D	317	ASN
2	D	397	ASN
2	D	457	HIS
2	D	478	HIS
2	D	499	ASN
2	D	518	ASN
2	D	519	HIS
3	E	4	GLN
3	E	20	GLN
3	E	162	ASN
3	E	173	ASN
3	E	201	ASN
3	F	4	GLN
3	F	20	GLN
3	F	162	ASN
3	F	201	ASN
3	F	206	GLN
3	G	4	GLN
3	G	20	GLN
3	G	162	ASN
3	G	201	ASN
3	G	206	GLN
3	G	215	ASN
3	G	218	GLN
3	H	4	GLN
3	H	20	GLN
3	H	162	ASN
3	H	163	ASN
3	H	201	ASN
3	H	206	GLN
1	I	31	HIS
1	I	35	ASN

*Continued on next page...*

*Continued from previous page...*

Mol	Chain	Res	Type
1	I	49	ASN
1	I	271	ASN
1	I	280	ASN
1	I	285	HIS
1	I	383	HIS
1	I	432	GLN
1	I	468	ASN
2	J	4	GLN
2	J	71	GLN
2	J	163	ASN
2	J	167	ASN
2	J	397	ASN
2	J	457	HIS
2	J	478	HIS
2	J	499	ASN
2	J	518	ASN
1	K	14	GLN
1	K	29	ASN
1	K	35	ASN
1	K	49	ASN
1	K	252	GLN
1	K	271	ASN
1	K	274	HIS
1	K	280	ASN
1	K	383	HIS
1	K	442	HIS
1	K	468	ASN
2	L	4	GLN
2	L	18	GLN
2	L	71	GLN
2	L	163	ASN
2	L	167	ASN
2	L	359	HIS
2	L	397	ASN
2	L	499	ASN
2	L	518	ASN
3	M	4	GLN
3	M	20	GLN
3	M	162	ASN
3	M	173	ASN
3	M	201	ASN
3	N	4	GLN

*Continued on next page...*



*Continued from previous page...*

Mol	Chain	Res	Type
3	N	20	GLN
3	N	162	ASN
3	N	173	ASN
3	N	201	ASN
3	N	206	GLN
3	N	250	ASN
3	O	4	GLN
3	O	20	GLN
3	O	162	ASN
3	O	173	ASN
3	O	201	ASN
3	O	206	GLN
3	P	4	GLN
3	P	20	GLN
3	P	162	ASN
3	P	163	ASN
3	P	201	ASN
3	P	218	GLN

### 5.3.3 RNA [i](#)

There are no RNA molecules in this entry.

## 5.4 Non-standard residues in protein, DNA, RNA chains [i](#)

There are no non-standard protein/DNA/RNA residues in this entry.

## 5.5 Carbohydrates [i](#)

There are no carbohydrates in this entry.

## 5.6 Ligand geometry [i](#)

Of 44 ligands modelled in this entry, 12 are monoatomic - leaving 32 for Mogul analysis.

In the following table, the Counts columns list the number of bonds (or angles) for which Mogul statistics could be retrieved, the number of bonds (or angles) that are observed in the model and the number of bonds (or angles) that are defined in the chemical component dictionary. The Link column lists molecule types, if any, to which the group is linked. The Z score for a bond length (or angle) is the number of standard deviations the observed value is removed from the expected

value. A bond length (or angle) with  $|Z| > 2$  is considered an outlier worth inspection. RMSZ is the root-mean-square of all Z scores of the bond lengths (or angles).

Mol	Type	Chain	Res	Link	Bond lengths			Bond angles		
					Counts	RMSZ	$\# Z  > 2$	Counts	RMSZ	$\# Z  > 2$
7	HCA	A	2094	8	4,13,13	2.69	2 (50%)	3,18,18	6.92	2 (66%)
8	CFM	A	2096	1,7	0,24,24	0.00	-	0,45,45	0.00	-
9	CLF	B	2098	1,2	0,24,24	0.00	-	0,57,57	0.00	-
7	HCA	C	2294	8	4,13,13	1.23	0	3,18,18	2.02	1 (33%)
8	CFM	C	2296	1,7	0,24,24	0.00	-	0,45,45	0.00	-
9	CLF	D	2298	1,2	0,24,24	0.00	-	0,57,57	0.00	-
10	SF4	E	3090	3	0,12,12	0.00	-	0,24,24	0.00	-
11	ADP	E	3091	5	22,29,29	1.30	3 (13%)	27,45,45	1.43	5 (18%)
6	ALF	E	3093	12	0,4,4	0.00	-	0,6,6	0.00	-
11	ADP	F	3191	5	22,29,29	1.40	4 (18%)	27,45,45	1.34	2 (7%)
6	ALF	F	3193	12	0,4,4	0.00	-	0,6,6	0.00	-
10	SF4	G	3290	3	0,12,12	0.00	-	0,24,24	0.00	-
11	ADP	G	3291	5	22,29,29	1.35	4 (18%)	27,45,45	1.57	6 (22%)
6	ALF	G	3293	12	0,4,4	0.00	-	0,6,6	0.00	-
11	ADP	H	3391	5	22,29,29	1.43	6 (27%)	27,45,45	1.44	4 (14%)
6	ALF	H	3393	12	0,4,4	0.00	-	0,6,6	0.00	-
7	HCA	I	4094	8	4,13,13	2.69	2 (50%)	3,18,18	6.91	2 (66%)
8	CFM	I	4096	1,7	0,24,24	0.00	-	0,45,45	0.00	-
9	CLF	J	4098	1,2	0,24,24	0.00	-	0,57,57	0.00	-
7	HCA	K	4294	8	4,13,13	2.03	1 (25%)	3,18,18	6.07	1 (33%)
8	CFM	K	4296	1,7	0,24,24	0.00	-	0,45,45	0.00	-
9	CLF	L	4298	1,2	0,24,24	0.00	-	0,57,57	0.00	-
10	SF4	M	5090	3	0,12,12	0.00	-	0,24,24	0.00	-
11	ADP	M	5091	5	22,29,29	1.25	2 (9%)	27,45,45	1.41	5 (18%)
6	ALF	M	5093	12	0,4,4	0.00	-	0,6,6	0.00	-
11	ADP	N	5191	5	22,29,29	1.32	2 (9%)	27,45,45	1.41	5 (18%)
6	ALF	N	5193	12	0,4,4	0.00	-	0,6,6	0.00	-
10	SF4	O	5290	3	0,12,12	0.00	-	0,24,24	0.00	-
11	ADP	O	5291	5	22,29,29	1.37	3 (13%)	27,45,45	1.52	5 (18%)
6	ALF	O	5293	12	0,4,4	0.00	-	0,6,6	0.00	-
11	ADP	P	5391	5	22,29,29	1.30	3 (13%)	27,45,45	1.39	5 (18%)
6	ALF	P	5393	12	0,4,4	0.00	-	0,6,6	0.00	-

In the following table, the Chirals column lists the number of chiral outliers, the number of chiral centers analysed, the number of these observed in the model and the number defined in the chemical component dictionary. Similar counts are reported in the Torsion and Rings columns. '-' means no outliers of that kind were identified.

Mol	Type	Chain	Res	Link	Chirals	Torsions	Rings
7	HCA	A	2094	8	1/1/4/4	0/7/17/17	0/0/0/0
8	CFM	A	2096	1,7	-	0/0/84/84	0/0/8/8
9	CLF	B	2098	1,2	-	0/0/132/132	0/12/10/10
7	HCA	C	2294	8	-	0/7/17/17	0/0/0/0
8	CFM	C	2296	1,7	-	0/0/84/84	0/0/8/8
9	CLF	D	2298	1,2	-	0/0/132/132	0/12/10/10
10	SF4	E	3090	3	-	0/0/48/48	0/6/5/5
11	ADP	E	3091	5	-	0/12/32/32	0/3/3/3
6	ALF	E	3093	12	-	0/0/0/0	0/0/0/0
11	ADP	F	3191	5	-	0/12/32/32	0/3/3/3
6	ALF	F	3193	12	-	0/0/0/0	0/0/0/0
10	SF4	G	3290	3	-	0/0/48/48	0/6/5/5
11	ADP	G	3291	5	-	0/12/32/32	0/3/3/3
6	ALF	G	3293	12	-	0/0/0/0	0/0/0/0
11	ADP	H	3391	5	-	0/12/32/32	0/3/3/3
6	ALF	H	3393	12	-	0/0/0/0	0/0/0/0
7	HCA	I	4094	8	1/1/4/4	0/7/17/17	0/0/0/0
8	CFM	I	4096	1,7	-	0/0/84/84	0/0/8/8
9	CLF	J	4098	1,2	-	0/0/132/132	0/12/10/10
7	HCA	K	4294	8	-	0/7/17/17	0/0/0/0
8	CFM	K	4296	1,7	-	0/0/84/84	0/0/8/8
9	CLF	L	4298	1,2	-	0/0/132/132	0/12/10/10
10	SF4	M	5090	3	-	0/0/48/48	0/6/5/5
11	ADP	M	5091	5	-	0/12/32/32	0/3/3/3
6	ALF	M	5093	12	-	0/0/0/0	0/0/0/0
11	ADP	N	5191	5	-	0/12/32/32	0/3/3/3
6	ALF	N	5193	12	-	0/0/0/0	0/0/0/0
10	SF4	O	5290	3	-	0/0/48/48	0/6/5/5
11	ADP	O	5291	5	-	0/12/32/32	0/3/3/3
6	ALF	O	5293	12	-	0/0/0/0	0/0/0/0
11	ADP	P	5391	5	-	0/12/32/32	0/3/3/3
6	ALF	P	5393	12	-	0/0/0/0	0/0/0/0

All (32) bond length outliers are listed below:

Mol	Chain	Res	Type	Atoms	Z	Observed(Å)	Ideal(Å)
11	H	3391	ADP	C8-N7	-3.19	1.28	1.34
7	A	2094	HCA	C4-C5	-2.97	1.47	1.53
7	I	4094	HCA	C4-C5	-2.95	1.47	1.53
11	E	3091	ADP	C8-N7	-2.85	1.29	1.34
11	N	5191	ADP	C8-N7	-2.85	1.29	1.34
11	F	3191	ADP	C8-N7	-2.77	1.29	1.34
11	M	5091	ADP	C8-N7	-2.74	1.29	1.34

*Continued on next page...*

*Continued from previous page...*

Mol	Chain	Res	Type	Atoms	Z	Observed(Å)	Ideal(Å)
11	G	3291	ADP	C8-N7	-2.69	1.29	1.34
11	O	5291	ADP	C8-N7	-2.67	1.29	1.34
11	P	5391	ADP	C8-N7	-2.60	1.29	1.34
11	E	3091	ADP	C5-C4	-2.25	1.35	1.40
11	O	5291	ADP	C5-C4	-2.24	1.35	1.40
11	G	3291	ADP	C5-C4	-2.12	1.35	1.40
11	H	3391	ADP	C5-C4	-2.12	1.35	1.40
11	H	3391	ADP	PA-O2A	-2.02	1.46	1.54
11	H	3391	ADP	C2-N3	2.02	1.35	1.32
11	H	3391	ADP	C2'-C3'	2.02	1.58	1.53
11	H	3391	ADP	O4'-C4'	2.03	1.49	1.45
11	F	3191	ADP	C2-N3	2.07	1.35	1.32
11	E	3091	ADP	O4'-C4'	2.12	1.49	1.45
11	M	5091	ADP	O4'-C4'	2.19	1.50	1.45
11	P	5391	ADP	O4'-C4'	2.25	1.50	1.45
11	O	5291	ADP	O4'-C4'	2.39	1.50	1.45
11	F	3191	ADP	C2'-C3'	2.39	1.59	1.53
11	G	3291	ADP	C2-N3	2.41	1.36	1.32
11	G	3291	ADP	O4'-C4'	2.55	1.50	1.45
11	N	5191	ADP	O4'-C4'	2.58	1.51	1.45
11	P	5391	ADP	C2-N3	2.64	1.36	1.32
11	F	3191	ADP	O4'-C4'	2.66	1.51	1.45
7	K	4294	HCA	O7-C3	3.73	1.49	1.43
7	A	2094	HCA	C2-C3	4.11	1.61	1.54
7	I	4094	HCA	C2-C3	4.15	1.61	1.54

All (43) bond angle outliers are listed below:

Mol	Chain	Res	Type	Atoms	Z	Observed(°)	Ideal(°)
11	G	3291	ADP	N3-C2-N1	-4.15	125.72	128.89
11	O	5291	ADP	N3-C2-N1	-3.86	125.94	128.89
11	P	5391	ADP	N3-C2-N1	-3.83	125.97	128.89
11	H	3391	ADP	N3-C2-N1	-3.74	126.03	128.89
11	M	5091	ADP	N3-C2-N1	-3.52	126.20	128.89
7	C	2294	HCA	C3-C2-C1	-3.48	109.40	114.96
11	N	5191	ADP	N3-C2-N1	-3.44	126.26	128.89
11	E	3091	ADP	N3-C2-N1	-3.41	126.28	128.89
11	F	3191	ADP	N3-C2-N1	-3.25	126.41	128.89
11	G	3291	ADP	C1'-N9-C4	-2.77	122.77	126.94
11	O	5291	ADP	C1'-N9-C4	-2.60	123.02	126.94
11	H	3391	ADP	C1'-N9-C4	-2.52	123.14	126.94
11	E	3091	ADP	C1'-N9-C4	-2.41	123.30	126.94

*Continued on next page...*

*Continued from previous page...*

Mol	Chain	Res	Type	Atoms	Z	Observed(°)	Ideal(°)
11	N	5191	ADP	C1'-N9-C4	-2.27	123.52	126.94
11	P	5391	ADP	C1'-N9-C4	-2.24	123.56	126.94
11	M	5091	ADP	C1'-N9-C4	-2.23	123.57	126.94
11	N	5191	ADP	C4'-O4'-C1'	2.01	111.93	109.72
11	P	5391	ADP	C2'-C3'-C4'	2.03	106.79	102.61
11	G	3291	ADP	C4'-O4'-C1'	2.06	111.98	109.72
11	M	5091	ADP	O2B-PB-O1B	2.06	117.21	110.58
11	E	3091	ADP	O3B-PB-O1B	2.07	117.24	110.58
11	O	5291	ADP	C2'-C3'-C4'	2.08	106.88	102.61
11	G	3291	ADP	C2'-C3'-C4'	2.10	106.92	102.61
11	N	5191	ADP	C2'-C3'-C4'	2.10	106.93	102.61
11	M	5091	ADP	C4'-O4'-C1'	2.11	112.04	109.72
11	P	5391	ADP	C4'-O4'-C1'	2.12	112.05	109.72
11	O	5291	ADP	C4'-O4'-C1'	2.15	112.08	109.72
11	E	3091	ADP	C2'-C3'-C4'	2.16	107.04	102.61
11	G	3291	ADP	O3B-PB-O1B	2.20	117.65	110.58
11	H	3391	ADP	O3B-PB-O1B	2.44	118.44	110.58
11	P	5391	ADP	O4'-C1'-N9	2.62	113.59	108.10
11	N	5191	ADP	O4'-C1'-N9	2.86	114.09	108.10
11	H	3391	ADP	O4'-C1'-N9	3.03	114.45	108.10
11	M	5091	ADP	O4'-C1'-N9	3.06	114.50	108.10
11	E	3091	ADP	O4'-C1'-N9	3.20	114.80	108.10
11	F	3191	ADP	O4'-C1'-N9	3.31	115.02	108.10
11	O	5291	ADP	O4'-C1'-N9	3.72	115.88	108.10
11	G	3291	ADP	O4'-C1'-N9	3.83	116.11	108.10
7	I	4094	HCA	C4-C3-C2	6.84	134.28	111.33
7	A	2094	HCA	C4-C3-C2	6.84	134.29	111.33
7	I	4094	HCA	C3-C2-C1	9.81	130.64	114.96
7	A	2094	HCA	C3-C2-C1	9.83	130.67	114.96
7	K	4294	HCA	C4-C3-C2	10.50	146.57	111.33

All (2) chirality outliers are listed below:

Mol	Chain	Res	Type	Atom
7	A	2094	HCA	C3
7	I	4094	HCA	C3

There are no torsion outliers.

There are no ring outliers.

9 monomers are involved in 13 short contacts:

Mol	Chain	Res	Type	Clashes	Symm-Clashes
8	A	2096	CFM	1	0
11	E	3091	ADP	2	0
11	G	3291	ADP	2	0
11	H	3391	ADP	2	0
8	I	4096	CFM	1	0
9	J	4098	CLF	1	0
11	M	5091	ADP	1	0
11	O	5291	ADP	2	0
11	P	5391	ADP	1	0

## 5.7 Other polymers [i](#)

There are no such residues in this entry.

## 5.8 Polymer linkage issues [i](#)

There are no chain breaks in this entry.

## 6 Fit of model and data ⓘ

### 6.1 Protein, DNA and RNA chains ⓘ

EDS was not executed - this section will therefore be empty.

### 6.2 Non-standard residues in protein, DNA, RNA chains ⓘ

EDS was not executed - this section will therefore be empty.

### 6.3 Carbohydrates ⓘ

EDS was not executed - this section will therefore be empty.

### 6.4 Ligands ⓘ

EDS was not executed - this section will therefore be empty.

### 6.5 Other polymers ⓘ

EDS was not executed - this section will therefore be empty.