



Full wwPDB X-ray Structure Validation Report ⓘ

Jan 31, 2016 – 08:50 PM GMT

PDB ID : 1M5H
Title : Formylmethanofuran:tetrahydromethanopterin formyltransferase from *Archaeoglobus fulgidus*
Authors : Mamat, B.; Roth, A.; Grimm, C.; Ermler, U.; Tziatzios, C.; Schubert, D.; Thauer, R.K.; Shima, S.
Deposited on : 2002-07-09
Resolution : 2.00 Å(reported)

This is a Full wwPDB X-ray Structure Validation Report for a publicly released PDB entry.
We welcome your comments at validation@mail.wwpdb.org
A user guide is available at
<http://wwpdb.org/validation/2016/XrayValidationReportHelp>
with specific help available everywhere you see the ⓘ symbol.

The following versions of software and data (see [references ⓘ](#)) were used in the production of this report:

MolProbity : 4.02b-467
Mogul : 1.7 (RC4), CSD as536be (2015)
Xtriage (Phenix) : 1.9-1692
EDS : rb-20026688
Percentile statistics : 20151230.v01 (using entries in the PDB archive December 30th 2015)
Refmac : 5.8.0135
CCP4 : 6.5.0
Ideal geometry (proteins) : Engh & Huber (2001)
Ideal geometry (DNA, RNA) : Parkinson et al. (1996)
Validation Pipeline (wwPDB-VP) : trunk26865

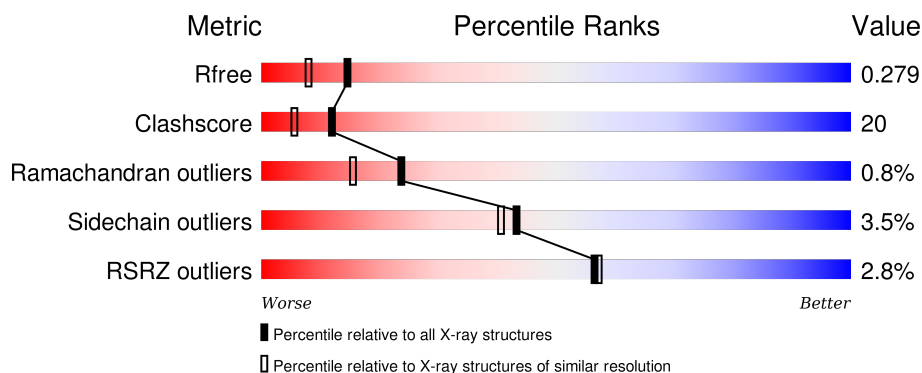
1 Overall quality at a glance

The following experimental techniques were used to determine the structure:

X-RAY DIFFRACTION

The reported resolution of this entry is 2.00 Å.

Percentile scores (ranging between 0-100) for global validation metrics of the entry are shown in the following graphic. The table shows the number of entries on which the scores are based.



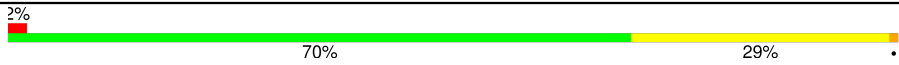


Metric	Whole archive (#Entries)	Similar resolution (#Entries, resolution range(Å))
R_{free}	91344	6249 (2.00-2.00)
Clashscore	102246	7340 (2.00-2.00)
Ramachandran outliers	100387	7248 (2.00-2.00)
Sidechain outliers	100360	7247 (2.00-2.00)
RSRZ outliers	91569	6262 (2.00-2.00)

The table below summarises the geometric issues observed across the polymeric chains and their fit to the electron density. The red, orange, yellow and green segments on the lower bar indicate the fraction of residues that contain outliers for ≥ 3 , 2, 1 and 0 types of geometric quality criteria. A grey segment represents the fraction of residues that are not modelled. The numeric value for each fraction is indicated below the corresponding segment, with a dot representing fractions $\leq 5\%$. The upper red bar (where present) indicates the fraction of residues that have poor fit to the electron density. The numeric value is given above the bar.

Mol	Chain	Length	Quality of chain
1	A	297	<div> <div>2%</div> <div>71%</div> <div>26%</div> <div>.</div> </div>
1	B	297	<div> <div>2%</div> <div>69%</div> <div>29%</div> <div>.</div> </div>
1	C	297	<div> <div>2%</div> <div>71%</div> <div>27%</div> <div>.</div> </div>
1	D	297	<div> <div>5%</div> <div>67%</div> <div>30%</div> <div>.</div> </div>
1	E	297	<div> <div>5%</div> <div>66%</div> <div>32%</div> <div>.</div> </div>

Continued on next page...

Continued from previous page...

Mol	Chain	Length	Quality of chain
1	F	297	 2% 70% 29% •
1	G	297	 2% 68% 29% •
1	H	297	 3% 67% 31% •

2 Entry composition

There are 3 unique types of molecules in this entry. The entry contains 19658 atoms, of which 0 are hydrogens and 0 are deuteriums.

In the tables below, the ZeroOcc column contains the number of atoms modelled with zero occupancy, the AltConf column contains the number of residues with at least one atom in alternate conformation and the Trace column contains the number of residues modelled with at most 2 atoms.

- Molecule 1 is a protein called Formylmethanofuran--tetrahydromethanopterin formyltransferase.

Mol	Chain	Residues	Atoms					ZeroOcc	AltConf	Trace
1	A	297	Total	C	N	O	S	0	0	0
			2230	1429	365	426	10			
1	B	297	Total	C	N	O	S	0	0	0
			2230	1429	365	426	10			
1	C	297	Total	C	N	O	S	0	0	0
			2230	1429	365	426	10			
1	D	297	Total	C	N	O	S	0	0	0
			2230	1429	365	426	10			
1	E	297	Total	C	N	O	S	0	0	0
			2230	1429	365	426	10			
1	F	297	Total	C	N	O	S	0	0	0
			2230	1429	365	426	10			
1	G	297	Total	C	N	O	S	0	0	0
			2230	1429	365	426	10			
1	H	297	Total	C	N	O	S	0	0	0
			2230	1429	365	426	10			

There are 24 discrepancies between the modelled and reference sequences:

Chain	Residue	Modelled	Actual	Comment	Reference
A	115	ASP	PHE	CONFLICT	UNP O28076
A	129	GLN	GLU	CONFLICT	UNP O28076
A	239	ALA	GLU	CONFLICT	UNP O28076
B	1115	ASP	PHE	CONFLICT	UNP O28076
B	1129	GLN	GLU	CONFLICT	UNP O28076
B	1239	ALA	GLU	CONFLICT	UNP O28076
C	2115	ASP	PHE	CONFLICT	UNP O28076
C	2129	GLN	GLU	CONFLICT	UNP O28076
C	2239	ALA	GLU	CONFLICT	UNP O28076
D	3115	ASP	PHE	CONFLICT	UNP O28076
D	3129	GLN	GLU	CONFLICT	UNP O28076
D	3239	ALA	GLU	CONFLICT	UNP O28076

Continued on next page...

Continued from previous page...

Chain	Residue	Modelled	Actual	Comment	Reference
E	4115	ASP	PHE	CONFLICT	UNP O28076
E	4129	GLN	GLU	CONFLICT	UNP O28076
E	4239	ALA	GLU	CONFLICT	UNP O28076
F	5115	ASP	PHE	CONFLICT	UNP O28076
F	5129	GLN	GLU	CONFLICT	UNP O28076
F	5239	ALA	GLU	CONFLICT	UNP O28076
G	6115	ASP	PHE	CONFLICT	UNP O28076
G	6129	GLN	GLU	CONFLICT	UNP O28076
G	6239	ALA	GLU	CONFLICT	UNP O28076
H	7115	ASP	PHE	CONFLICT	UNP O28076
H	7129	GLN	GLU	CONFLICT	UNP O28076
H	7239	ALA	GLU	CONFLICT	UNP O28076

- Molecule 2 is POTASSIUM ION (three-letter code: K) (formula: K).

Mol	Chain	Residues	Atoms	ZeroOcc	AltConf
2	G	3	Total K 3 3	0	0
2	D	3	Total K 3 3	0	0
2	E	3	Total K 3 3	0	0
2	H	3	Total K 3 3	0	0
2	B	3	Total K 3 3	0	0
2	C	3	Total K 3 3	0	0
2	A	3	Total K 3 3	0	0
2	F	3	Total K 3 3	0	0

- Molecule 3 is water.

Mol	Chain	Residues	Atoms	ZeroOcc	AltConf
3	A	231	Total O 231 231	0	0
3	B	225	Total O 225 225	0	0
3	C	226	Total O 226 226	0	0

Continued on next page...

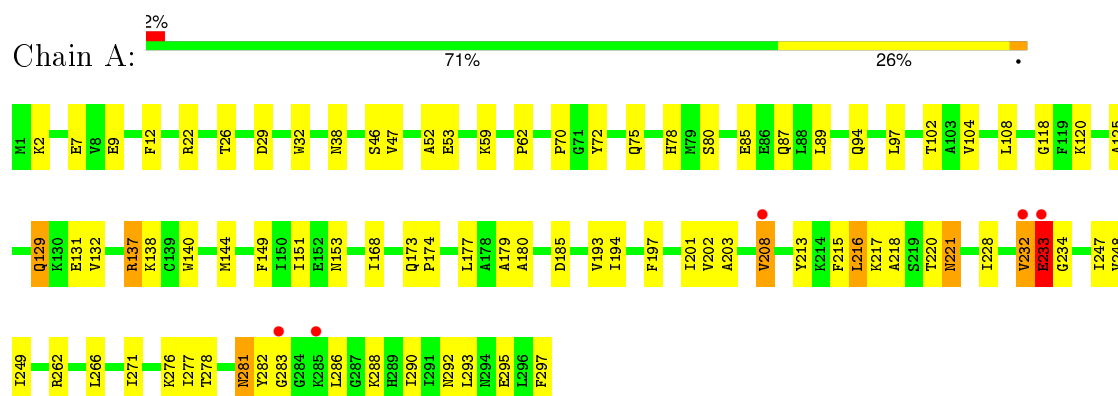
Continued from previous page...

Mol	Chain	Residues	Atoms		ZeroOcc	AltConf
3	D	215	Total 215	O 215	0	0
3	E	239	Total 239	O 239	0	0
3	F	226	Total 226	O 226	0	0
3	G	206	Total 206	O 206	0	0
3	H	226	Total 226	O 226	0	0

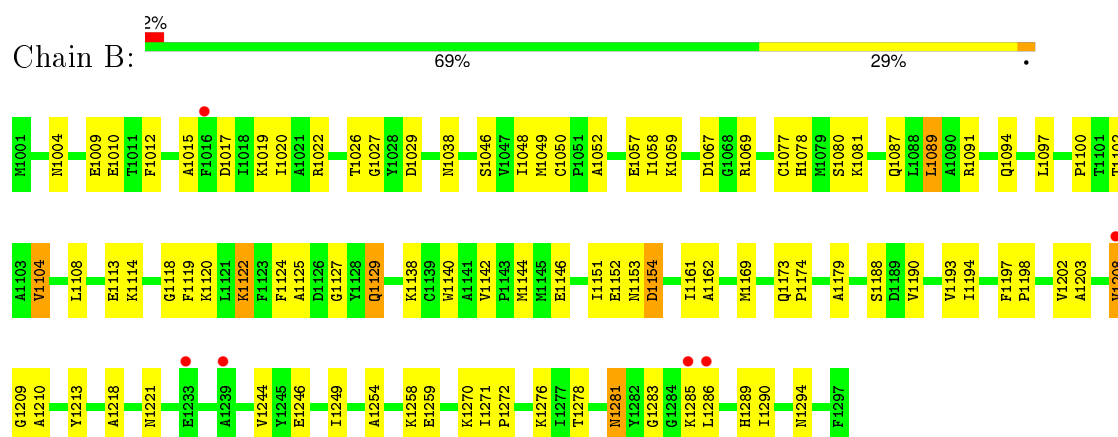
3 Residue-property plots

These plots are drawn for all protein, RNA and DNA chains in the entry. The first graphic for a chain summarises the proportions of errors displayed in the second graphic. The second graphic shows the sequence view annotated by issues in geometry and electron density. Residues are color-coded according to the number of geometric quality criteria for which they contain at least one outlier: green = 0, yellow = 1, orange = 2 and red = 3 or more. A red dot above a residue indicates a poor fit to the electron density ($RSRZ > 2$). Stretches of 2 or more consecutive residues without any outlier are shown as a green connector. Residues present in the sample, but not in the model, are shown in grey.

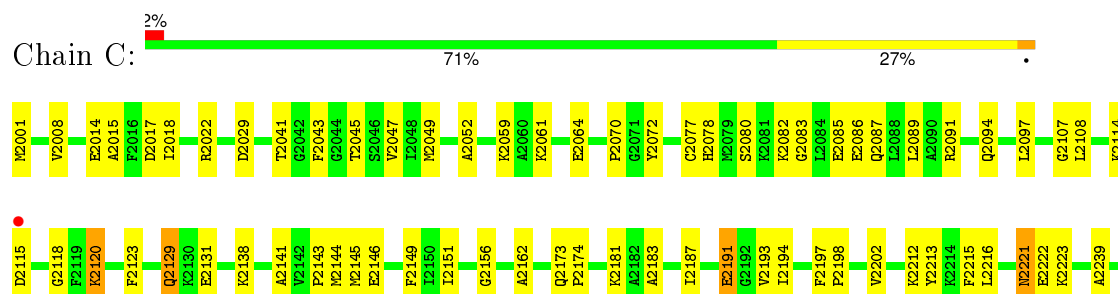
- Molecule 1: Formylmethanofuran--tetrahydromethanopterin formyltransferase

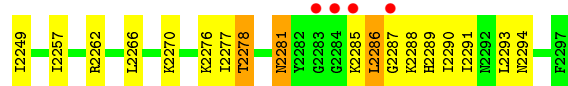


- Molecule 1: Formylmethanofuran--tetrahydromethanopterin formyltransferase

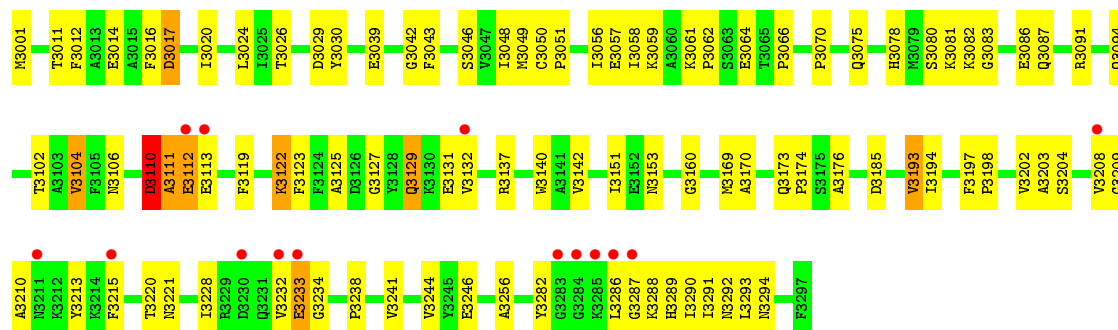


- Molecule 1: Formylmethanofuran--tetrahydromethanopterin formyltransferase

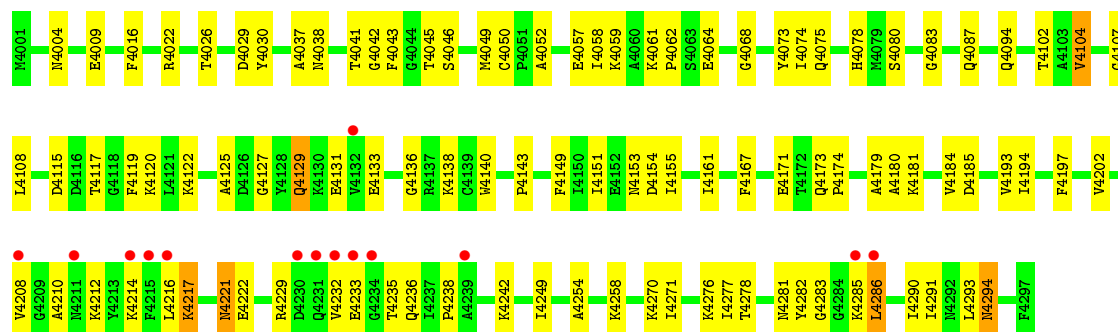




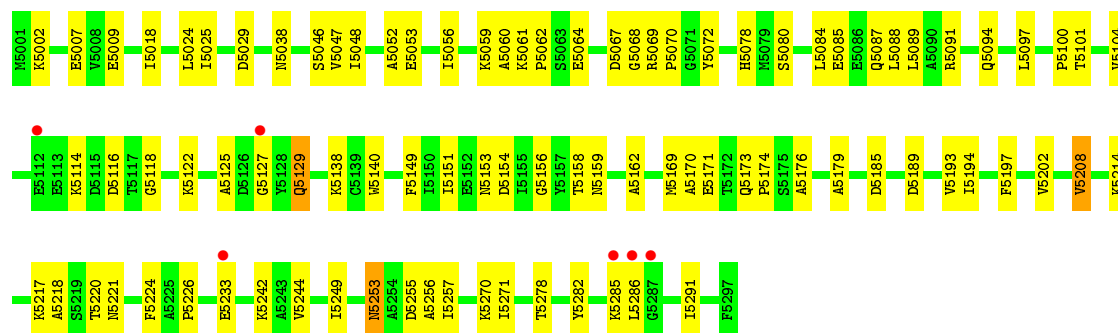
- Molecule 1: Formylmethanofuran--tetrahydromethanopterin formyltransferase



- Molecule 1: Formylmethanofuran--tetrahydromethanopterin formyltransferase

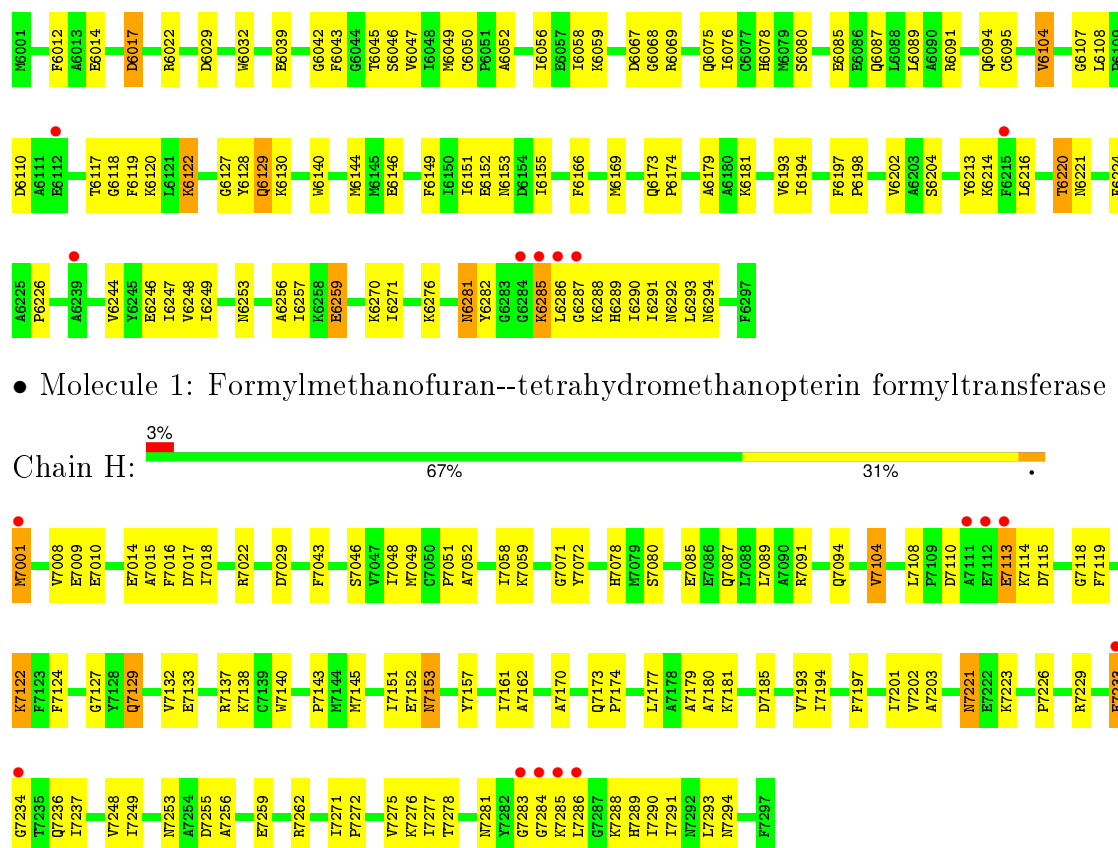


- Molecule 1: Formylmethanofuran--tetrahydromethanopterin formyltransferase



- Molecule 1: Formylmethanofuran--tetrahydromethanopterin formyltransferase





4 Data and refinement statistics

Property	Value	Source
Space group	P 1	Depositor
Cell constants a, b, c, α , β , γ	77.10Å 81.81Å 99.10Å 90.10° 110.04° 93.75°	Depositor
Resolution (Å)	29.25 – 2.00 29.25 – 2.00	Depositor EDS
% Data completeness (in resolution range)	82.2 (29.25-2.00) 81.8 (29.25-2.00)	Depositor EDS
R_{merge}	(Not available)	Depositor
R_{sym}	0.08	Depositor
$\langle I/\sigma(I) \rangle$ ¹	2.58 (at 2.00Å)	Xtriage
Refinement program	CNS 1.1	Depositor
R, R_{free}	0.229 , 0.282 0.226 , 0.279	Depositor DCC
R_{free} test set	6405 reflections (5.08%)	DCC
Wilson B-factor (Å ²)	13.4	Xtriage
Anisotropy	0.277	Xtriage
Bulk solvent k_{sol} (e/Å ³), B_{sol} (Å ²)	0.32 , 58.8	EDS
Estimated twinning fraction	No twinning to report.	Xtriage
L-test for twinning ²	$\langle L \rangle = 0.49$, $\langle L^2 \rangle = 0.32$	Xtriage
Outliers	0 of 131922 reflections	Xtriage
F_o, F_c correlation	0.91	EDS
Total number of atoms	19658	wwPDB-VP
Average B, all atoms (Å ²)	18.0	wwPDB-VP

Xtriage's analysis on translational NCS is as follows: *The largest off-origin peak in the Patterson function is 14.90% of the height of the origin peak. No significant pseudotranslation is detected.*

¹Intensities estimated from amplitudes.

²Theoretical values of $\langle |L| \rangle$, $\langle L^2 \rangle$ for acentric reflections are 0.5, 0.375 respectively for untwinned datasets, and 0.333, 0.2 for perfectly twinned datasets.

5 Model quality

5.1 Standard geometry

Bond lengths and bond angles in the following residue types are not validated in this section: K

The Z score for a bond length (or angle) is the number of standard deviations the observed value is removed from the expected value. A bond length (or angle) with $|Z| > 5$ is considered an outlier worth inspection. RMSZ is the root-mean-square of all Z scores of the bond lengths (or angles).

Mol	Chain	Bond lengths		Bond angles	
		RMSZ	# Z >5	RMSZ	# Z >5
1	A	0.35	0/2274	0.63	0/3078
1	B	0.34	0/2274	0.63	0/3078
1	C	0.36	0/2274	0.63	0/3078
1	D	0.35	0/2274	0.63	0/3078
1	E	0.34	0/2274	0.63	0/3078
1	F	0.35	0/2274	0.62	0/3078
1	G	0.33	0/2274	0.63	0/3078
1	H	0.36	0/2274	0.62	0/3078
All	All	0.35	0/18192	0.63	0/24624

There are no bond length outliers.

There are no bond angle outliers.

There are no chirality outliers.

There are no planarity outliers.

5.2 Too-close contacts

In the following table, the Non-H and H(model) columns list the number of non-hydrogen atoms and hydrogen atoms in the chain respectively. The H(added) column lists the number of hydrogen atoms added and optimized by MolProbity. The Clashes column lists the number of clashes within the asymmetric unit, whereas Symm-Clashes lists symmetry related clashes.

Mol	Chain	Non-H	H(model)	H(added)	Clashes	Symm-Clashes
1	A	2230	0	2234	98	0
1	B	2230	0	2231	94	0
1	C	2230	0	2231	104	0
1	D	2230	0	2231	87	0
1	E	2230	0	2231	101	0

Continued on next page...

Continued from previous page...

Mol	Chain	Non-H	H(model)	H(added)	Clashes	Symm-Clashes
1	F	2230	0	2231	88	0
1	G	2230	0	2231	95	0
1	H	2230	0	2231	106	0
2	A	3	0	0	0	0
2	B	3	0	0	0	0
2	C	3	0	0	0	0
2	D	3	0	0	0	0
2	E	3	0	0	0	0
2	F	3	0	0	0	0
2	G	3	0	0	0	0
2	H	3	0	0	0	0
3	A	231	0	0	18	0
3	B	225	0	0	13	0
3	C	226	0	0	14	0
3	D	215	0	0	8	0
3	E	239	0	0	7	0
3	F	226	0	0	8	0
3	G	206	0	0	10	0
3	H	226	0	0	16	0
All	All	19658	0	17851	713	0

The all-atom clashscore is defined as the number of clashes found per 1000 atoms (including hydrogen atoms). The all-atom clashscore for this structure is 20.

All (713) close contacts within the same asymmetric unit are listed below, sorted by their clash magnitude.

Atom-1	Atom-2	Interatomic distance (Å)	Clash overlap (Å)
1:D:3104:VAL:HG22	1:D:3151:ILE:HG22	1.31	1.12
1:E:4125:ALA:HB3	1:E:4129:GLN:HG3	1.31	1.09
1:F:5125:ALA:HB3	1:F:5129:GLN:HG3	1.43	0.98
1:D:3140:TRP:HE1	1:D:3153:ASN:HD22	1.08	0.98
1:E:4104:VAL:HG22	1:E:4151:ILE:HG22	1.46	0.97
1:B:1069:ARG:HB2	3:B:8597:HOH:O	1.65	0.95
1:H:7010:GLU:HG2	1:H:7294:ASN:HD22	1.30	0.94
1:F:5140:TRP:HE1	1:F:5153:ASN:HD22	1.15	0.94
1:B:1125:ALA:HB3	1:B:1129:GLN:HG3	1.48	0.93
1:F:5104:VAL:HG22	1:F:5151:ILE:HG22	1.48	0.93
1:H:7104:VAL:HG22	1:H:7151:ILE:HG13	1.47	0.93
1:G:6140:TRP:HE1	1:G:6153:ASN:HD22	1.15	0.92
1:H:7085:GLU:O	1:H:7089:LEU:HD23	1.70	0.92
1:B:1208:VAL:HG23	1:B:1209:GLY:H	1.37	0.90

Continued on next page...

Continued from previous page...

Atom-1	Atom-2	Interatomic distance (Å)	Clash overlap (Å)
1:A:2:LYS:NZ	1:A:7:GLU:HG2	1.87	0.89
1:G:6087:GLN:HE21	1:G:6091:ARG:HE	1.20	0.89
1:F:5047:VAL:HG13	1:F:5053:GLU:HG3	1.53	0.89
1:C:2129:GLN:H	1:C:2129:GLN:HE21	1.18	0.88
1:F:5078:HIS:HD2	1:F:5080:SER:H	1.18	0.88
1:H:7119:PHE:HB2	3:H:9558:HOH:O	1.74	0.87
1:C:2087:GLN:HE21	1:C:2091:ARG:HE	1.21	0.87
1:B:1104:VAL:HG22	1:B:1151:ILE:HG13	1.57	0.87
1:G:6078:HIS:HD2	1:G:6080:SER:H	1.18	0.87
1:C:2129:GLN:H	1:C:2129:GLN:NE2	1.74	0.85
1:G:6129:GLN:H	1:G:6129:GLN:HE21	1.21	0.84
1:B:1140:TRP:HE1	1:B:1153:ASN:ND2	1.76	0.83
1:C:2017:ASP:OD1	1:C:2288:LYS:HD3	1.78	0.83
1:H:7129:GLN:HE21	1:H:7129:GLN:H	1.27	0.82
1:E:4281:ASN:HD22	1:E:4283:GLY:H	1.28	0.82
1:E:4127:GLY:H	1:E:4129:GLN:NE2	1.76	0.82
1:G:6169:MET:HG2	1:G:6244:VAL:HG22	1.60	0.81
1:E:4117:THR:HG21	1:E:4155:ILE:HD12	1.62	0.81
1:C:2059:LYS:HG2	1:C:2072:TYR:CE2	2.16	0.81
1:G:6140:TRP:HE1	1:G:6153:ASN:ND2	1.77	0.81
1:E:4078:HIS:HD2	1:E:4080:SER:H	1.28	0.81
1:B:1009:GLU:HB2	1:B:1276:LYS:NZ	1.95	0.80
1:B:1078:HIS:HD2	1:B:1080:SER:H	1.28	0.80
1:B:1029:ASP:OD1	1:C:2181:LYS:HE3	1.81	0.80
1:G:6127:GLY:H	1:G:6129:GLN:HE22	1.30	0.80
1:D:3140:TRP:HE1	1:D:3153:ASN:ND2	1.80	0.80
1:G:6220:THR:HG21	1:H:7143:PRO:O	1.81	0.79
1:C:2078:HIS:HD2	1:C:2080:SER:H	1.29	0.79
1:E:4229:ARG:HB3	1:E:4229:ARG:NH1	1.98	0.79
1:G:6285:LYS:H	1:G:6285:LYS:HD2	1.47	0.79
1:C:2087:GLN:NE2	1:C:2091:ARG:HE	1.80	0.79
1:A:276:LYS:HE3	1:A:278:THR:CG2	2.13	0.78
1:F:5085:GLU:O	1:F:5089:LEU:HD23	1.83	0.78
1:A:78:HIS:HD2	1:A:80:SER:H	1.31	0.78
1:A:38:ASN:HD21	1:B:1038:ASN:HD21	1.31	0.78
1:A:47:VAL:HG13	1:A:53:GLU:HG3	1.64	0.78
1:H:7129:GLN:NE2	1:H:7129:GLN:H	1.82	0.78
1:A:276:LYS:HE3	1:A:278:THR:HG21	1.65	0.78
1:G:6129:GLN:H	1:G:6129:GLN:NE2	1.83	0.77
1:H:7010:GLU:HG2	1:H:7294:ASN:ND2	1.99	0.77
1:E:4038:ASN:HD21	1:F:5038:ASN:HD21	1.30	0.77

Continued on next page...

Continued from previous page...

Atom-1	Atom-2	Interatomic distance (Å)	Clash overlap (Å)
1:H:7137:ARG:HG3	1:H:7137:ARG:HH21	1.49	0.77
1:E:4127:GLY:H	1:E:4129:GLN:HE22	1.29	0.77
1:C:2085:GLU:O	1:C:2089:LEU:HD23	1.84	0.77
1:H:7153:ASN:HB3	3:H:9558:HOH:O	1.83	0.76
1:A:180:ALA:HB3	3:A:8489:HOH:O	1.84	0.76
1:A:32:TRP:HA	3:A:8879:HOH:O	1.86	0.76
1:E:4143:PRO:O	1:F:5220:THR:HG21	1.85	0.76
1:C:2144:MET:HE3	1:C:2146:GLU:HG2	1.68	0.76
1:A:85:GLU:O	1:A:89:LEU:HD13	1.85	0.75
1:G:6166:PHE:CZ	1:G:6247:ILE:HD12	2.21	0.75
1:G:6087:GLN:NE2	1:G:6091:ARG:HE	1.84	0.75
1:E:4154:ASP:HA	3:E:8290:HOH:O	1.86	0.75
1:A:288:LYS:HD3	1:A:288:LYS:O	1.85	0.75
1:E:4094:GLN:HE22	1:F:5048:ILE:CG1	2.00	0.75
1:D:3106:ASN:HB3	1:D:3137:ARG:HH11	1.51	0.74
1:B:1127:GLY:H	1:B:1129:GLN:NE2	1.85	0.74
1:B:1087:GLN:HE21	1:B:1091:ARG:HE	1.35	0.74
1:E:4127:GLY:N	1:E:4129:GLN:HE22	1.85	0.74
1:B:1127:GLY:N	1:B:1129:GLN:HE22	1.84	0.74
1:B:1127:GLY:H	1:B:1129:GLN:HE22	1.34	0.74
1:A:59:LYS:HG2	1:A:72:TYR:CE2	2.22	0.74
1:B:1114:LYS:HD3	1:B:1154:ASP:OD2	1.88	0.73
1:B:1026:THR:HB	3:B:8597:HOH:O	1.87	0.73
1:A:177:LEU:HD12	3:A:8489:HOH:O	1.88	0.73
1:B:1129:GLN:H	1:B:1129:GLN:NE2	1.87	0.72
1:F:5052:ALA:HB2	1:F:5087:GLN:HG3	1.70	0.72
1:E:4212:LYS:HD3	1:F:5127:GLY:HA3	1.72	0.72
1:G:6144:MET:HE3	1:G:6146:GLU:HG2	1.72	0.72
1:G:6039:GLU:HG3	3:G:8795:HOH:O	1.90	0.72
1:A:9:GLU:HB2	1:A:278:THR:HG22	1.71	0.72
1:A:89:LEU:HD21	1:A:120:LYS:NZ	2.05	0.72
1:B:1017:ASP:HA	3:B:8700:HOH:O	1.88	0.71
1:C:2082:LYS:O	1:C:2086:GLU:HG3	1.90	0.71
1:A:2:LYS:HZ3	1:A:7:GLU:HG2	1.54	0.71
1:B:1127:GLY:CA	1:B:1129:GLN:HE22	2.03	0.71
1:C:2276:LYS:HZ3	1:C:2278:THR:HG21	1.55	0.71
1:H:7071:GLY:HA3	3:H:8694:HOH:O	1.90	0.71
1:G:6076:ILE:HD13	3:G:8497:HOH:O	1.91	0.71
1:A:94:GLN:HE22	1:B:1048:ILE:CG1	2.04	0.71
1:E:4037:ALA:CA	1:E:4074:ILE:HD11	2.21	0.71
1:D:3078:HIS:HD2	1:D:3080:SER:H	1.38	0.70

Continued on next page...

Continued from previous page...

Atom-1	Atom-2	Interatomic distance (Å)	Clash overlap (Å)
1:E:4120:LYS:HD2	3:E:9212:HOH:O	1.92	0.70
1:C:2014:GLU:HG2	1:C:2287:GLY:HA3	1.73	0.70
1:E:4037:ALA:CB	1:E:4074:ILE:HD11	2.22	0.70
1:A:138:LYS:HB2	3:A:9236:HOH:O	1.92	0.70
1:D:3113:GLU:HG2	3:D:8413:HOH:O	1.92	0.70
1:H:7078:HIS:HD2	1:H:7080:SER:H	1.38	0.70
1:C:2143:PRO:O	1:D:3220:THR:HG21	1.92	0.69
1:E:4037:ALA:HB1	1:E:4074:ILE:HD11	1.74	0.69
1:D:3127:GLY:H	1:D:3129:GLN:HE22	1.41	0.69
1:G:6104:VAL:CG1	1:G:6151:ILE:HG23	2.21	0.69
1:F:5122:LYS:HD3	1:F:5129:GLN:HG2	1.74	0.69
1:F:5059:LYS:HG2	1:F:5072:TYR:CE2	2.28	0.69
1:E:4140:TRP:HE1	1:E:4153:ASN:HD22	1.39	0.69
1:C:2061:LYS:O	1:C:2064:GLU:HG2	1.93	0.69
1:A:179:ALA:HA	1:A:271:ILE:HG13	1.74	0.68
1:F:5087:GLN:HE21	1:F:5091:ARG:HE	1.40	0.68
1:E:4009:GLU:HB2	1:E:4278:THR:HG22	1.75	0.68
1:B:1140:TRP:HE1	1:B:1153:ASN:HD22	1.39	0.68
1:E:4212:LYS:HB3	1:E:4212:LYS:NZ	2.08	0.68
1:B:1169:MET:HG2	1:B:1244:VAL:HG22	1.76	0.67
1:D:3129:GLN:H	1:D:3129:GLN:HE21	1.40	0.67
1:C:2276:LYS:NZ	1:C:2278:THR:HG21	2.09	0.67
1:H:7255:ASP:O	1:H:7259:GLU:HG3	1.94	0.67
1:G:6104:VAL:HG13	1:G:6151:ILE:HG23	1.75	0.67
1:A:118:GLY:HA3	1:A:153:ASN:HA	1.77	0.67
1:F:5169:MET:HG2	1:F:5244:VAL:HG22	1.77	0.67
1:E:4127:GLY:N	1:E:4129:GLN:NE2	2.42	0.67
1:F:5140:TRP:HE1	1:F:5153:ASN:ND2	1.91	0.67
1:C:2115:ASP:HB3	3:C:9216:HOH:O	1.94	0.67
1:A:137:ARG:HH11	1:A:137:ARG:HG2	1.58	0.66
1:D:3104:VAL:CG2	1:D:3151:ILE:HG22	2.19	0.66
1:F:5078:HIS:CD2	1:F:5080:SER:H	2.08	0.66
1:A:208:VAL:O	1:A:218:ALA:HA	1.94	0.66
1:A:2:LYS:HZ1	1:A:7:GLU:HG2	1.58	0.66
1:G:6085:GLU:O	1:G:6089:LEU:HD23	1.96	0.66
1:C:2120:LYS:HZ1	1:C:2123:PHE:HE2	1.44	0.66
1:D:3062:PRO:HD3	3:D:8787:HOH:O	1.97	0.65
1:E:4009:GLU:CB	1:E:4278:THR:HG22	2.26	0.65
1:E:4037:ALA:HA	1:E:4074:ILE:HD11	1.77	0.65
1:A:104:VAL:HG22	1:A:151:ILE:HG22	1.77	0.65
1:H:7173:GLN:HB3	1:H:7174:PRO:HD3	1.78	0.65

Continued on next page...

Continued from previous page...

Atom-1	Atom-2	Interatomic distance (Å)	Clash overlap (Å)
1:E:4127:GLY:CA	1:E:4129:GLN:HE22	2.09	0.65
1:A:125:ALA:HB3	1:A:129:GLN:HG2	1.79	0.65
1:B:1046:SER:OG	1:B:1048:ILE:HG12	1.96	0.65
1:H:7127:GLY:H	1:H:7129:GLN:HE22	1.42	0.65
1:H:7193:VAL:CG1	1:H:7249:ILE:HG23	2.26	0.65
1:C:2287:GLY:HA2	3:C:9020:HOH:O	1.97	0.64
1:A:277:ILE:HD12	3:A:8708:HOH:O	1.98	0.64
1:A:201:ILE:HD13	3:A:8489:HOH:O	1.98	0.64
1:E:4125:ALA:CB	1:E:4129:GLN:HG3	2.17	0.64
1:E:4229:ARG:HB3	1:E:4229:ARG:HH11	1.62	0.64
1:B:1161:ILE:HG12	3:B:8700:HOH:O	1.98	0.64
1:F:5174:PRO:HD3	1:H:7272:PRO:HG2	1.79	0.64
1:B:1125:ALA:HB2	1:B:1142:VAL:HG13	1.80	0.64
1:H:7179:ALA:HA	1:H:7271:ILE:HG13	1.80	0.64
1:A:277:ILE:HG23	3:A:8708:HOH:O	1.98	0.64
1:C:2281:ASN:HD22	1:C:2281:ASN:C	2.01	0.64
1:F:5018:ILE:HG21	1:F:5162:ALA:HB2	1.80	0.63
1:A:144:MET:HE2	1:B:1203:ALA:O	1.97	0.63
1:B:1151:ILE:HG23	3:B:8760:HOH:O	1.98	0.63
1:A:149:PHE:CE2	1:A:151:ILE:HG21	2.34	0.63
1:F:5084:LEU:O	1:F:5088:LEU:HD23	1.98	0.63
1:C:2052:ALA:HB2	1:C:2087:GLN:HG3	1.80	0.63
1:B:1009:GLU:HB2	1:B:1276:LYS:HZ1	1.62	0.63
1:H:7137:ARG:HD3	1:H:7152:GLU:OE1	1.98	0.63
1:H:7153:ASN:HD22	1:H:7153:ASN:N	1.97	0.62
1:F:5193:VAL:HG13	1:F:5249:ILE:HG23	1.80	0.62
1:G:6173:GLN:HB3	1:G:6174:PRO:HD3	1.80	0.62
1:G:6129:GLN:HE21	1:G:6129:GLN:N	1.96	0.62
1:B:1259:GLU:HG3	3:B:8422:HOH:O	1.99	0.62
1:C:2022:ARG:HB3	1:C:2108:LEU:HG	1.81	0.62
1:F:5286:LEU:N	1:F:5286:LEU:HD22	2.15	0.62
1:B:1127:GLY:N	1:B:1129:GLN:NE2	2.47	0.61
1:A:94:GLN:CD	1:B:1049:MET:HB2	2.20	0.61
1:C:2144:MET:CE	1:C:2146:GLU:HG2	2.30	0.61
1:C:2094:GLN:CG	1:D:3049:MET:HB3	2.30	0.61
1:C:2129:GLN:HE21	1:C:2129:GLN:N	1.95	0.61
1:A:118:GLY:HA2	1:A:151:ILE:HD12	1.82	0.61
1:G:6014:GLU:HG2	3:G:8421:HOH:O	2.00	0.61
1:B:1125:ALA:CB	1:B:1129:GLN:HG3	2.27	0.61
1:G:6075:GLN:HB2	1:G:6194:ILE:HD13	1.83	0.61
1:A:9:GLU:CB	1:A:278:THR:HG22	2.29	0.61

Continued on next page...

Continued from previous page...

Atom-1	Atom-2	Interatomic distance (Å)	Clash overlap (Å)
1:B:1022:ARG:HB3	1:B:1108:LEU:HG	1.81	0.61
1:G:6012:PHE:HB3	1:G:6292:ASN:HD22	1.66	0.61
1:G:6119:PHE:O	1:G:6122:LYS:HG3	2.01	0.61
1:D:3087:GLN:HE21	1:D:3091:ARG:HE	1.48	0.61
1:E:4197:PHE:CG	1:E:4202:VAL:HG22	2.36	0.60
1:E:4232:VAL:CG1	1:E:4235:THR:HB	2.31	0.60
1:C:2085:GLU:HG3	1:C:2115:ASP:OD2	2.01	0.60
1:B:1193:VAL:HG13	1:B:1249:ILE:HG23	1.82	0.60
1:C:2120:LYS:HA	1:C:2120:LYS:HE3	1.83	0.60
1:F:5158:THR:HG22	1:F:5159:ASN:N	2.15	0.60
1:F:5179:ALA:HA	1:F:5271:ILE:HG13	1.84	0.60
1:C:2114:LYS:HG2	1:C:2156:GLY:HA2	1.83	0.60
1:E:4061:LYS:O	1:E:4064:GLU:HG2	2.01	0.60
1:B:1119:PHE:O	1:B:1122:LYS:HG3	2.02	0.60
1:G:6076:ILE:HG21	3:G:8497:HOH:O	2.01	0.60
1:G:6287:GLY:HA3	3:G:8421:HOH:O	2.01	0.60
1:A:282:TYR:HB3	1:A:286:LEU:HD23	1.84	0.60
1:D:3129:GLN:H	1:D:3129:GLN:NE2	1.99	0.60
1:A:78:HIS:CD2	1:A:80:SER:H	2.19	0.59
1:F:5158:THR:HG22	1:F:5159:ASN:H	1.67	0.59
1:A:173:GLN:HB3	1:A:174:PRO:HD3	1.83	0.59
1:C:2151:ILE:O	1:C:2151:ILE:HG13	2.01	0.59
1:G:6128:TYR:O	1:G:6130:LYS:HD2	2.02	0.59
1:D:3017:ASP:OD1	1:D:3289:HIS:HE1	1.85	0.59
1:D:3112:GLU:OE2	1:D:3113:GLU:HB3	2.03	0.59
1:E:4294:ASN:HB2	3:E:8467:HOH:O	2.01	0.59
1:G:6022:ARG:HD3	1:G:6107:GLY:O	2.01	0.59
1:A:197:PHE:CG	1:A:202:VAL:HG22	2.38	0.59
1:E:4104:VAL:CG2	1:E:4151:ILE:HG22	2.28	0.59
1:G:6193:VAL:HG13	1:G:6249:ILE:HG23	1.85	0.59
1:A:262:ARG:NH1	1:A:266:LEU:HD11	2.17	0.59
1:E:4045:THR:HG23	3:E:8666:HOH:O	2.02	0.59
1:C:2173:GLN:HB3	1:C:2174:PRO:HD3	1.85	0.59
1:B:1067:ASP:O	1:C:2270:LYS:HE2	2.02	0.59
1:B:1104:VAL:CG2	1:B:1151:ILE:HG13	2.31	0.59
1:H:7129:GLN:HE21	1:H:7129:GLN:N	1.99	0.59
1:C:2082:LYS:N	1:C:2082:LYS:HD2	2.18	0.59
1:E:4179:ALA:HA	1:E:4271:ILE:HG13	1.84	0.59
1:A:228:ILE:O	1:A:232:VAL:HG23	2.03	0.59
1:G:6091:ARG:HD2	3:G:8497:HOH:O	2.02	0.58
1:B:1272:PRO:HG2	1:D:3174:PRO:HD3	1.85	0.58

Continued on next page...

Continued from previous page...

Atom-1	Atom-2	Interatomic distance (Å)	Clash overlap (Å)
1:B:1089:LEU:HD21	1:B:1120:LYS:HD2	1.84	0.58
1:H:7052:ALA:HB2	1:H:7087:GLN:HG3	1.84	0.58
1:B:1059:LYS:HB3	3:B:8484:HOH:O	2.02	0.58
1:E:4078:HIS:CD2	1:E:4080:SER:H	2.16	0.58
1:G:6213:TYR:HB2	1:G:6216:LEU:HD23	1.86	0.58
1:C:2094:GLN:HG3	1:D:3049:MET:HB3	1.85	0.58
1:D:3078:HIS:CD2	1:D:3080:SER:H	2.21	0.58
1:G:6104:VAL:HG13	1:G:6151:ILE:HA	1.85	0.58
1:H:7104:VAL:CG2	1:H:7151:ILE:HG13	2.28	0.58
1:F:5087:GLN:NE2	1:F:5091:ARG:HE	2.02	0.58
1:C:2262:ARG:HD2	3:C:9269:HOH:O	2.02	0.58
1:B:1193:VAL:CG1	1:B:1249:ILE:HG23	2.33	0.58
1:F:5046:SER:OG	1:F:5048:ILE:HG12	2.04	0.58
1:C:2149:PHE:CE2	1:C:2151:ILE:HG21	2.39	0.57
1:D:3070:PRO:HA	3:D:8787:HOH:O	2.03	0.57
1:A:281:ASN:HD22	1:A:283:GLY:H	1.52	0.57
1:G:6094:GLN:CG	1:H:7049:MET:HB3	2.34	0.57
1:E:4049:MET:HB3	1:F:5094:GLN:CG	2.34	0.57
1:D:3020:ILE:HD12	1:D:3160:GLY:HA3	1.86	0.57
1:H:7236:GLN:HB2	3:H:9278:HOH:O	2.04	0.57
1:G:6127:GLY:N	1:G:6129:GLN:HE22	2.00	0.57
1:A:59:LYS:HD3	3:A:8831:HOH:O	2.04	0.57
1:A:220:THR:HG22	1:B:1124:PHE:CE1	2.40	0.57
1:C:2041:THR:HG21	3:C:8572:HOH:O	2.03	0.57
1:F:5059:LYS:HG2	1:F:5072:TYR:HE2	1.69	0.57
1:D:3087:GLN:NE2	1:D:3091:ARG:HE	2.02	0.57
1:E:4285:LYS:O	1:E:4286:LEU:HB2	2.05	0.57
1:E:4173:GLN:HB3	1:E:4174:PRO:HD3	1.85	0.57
1:G:6046:SER:O	1:G:6050:CYS:HB2	2.03	0.57
1:H:7290:ILE:C	1:H:7291:ILE:HD12	2.25	0.57
1:C:2149:PHE:CE2	1:C:2151:ILE:CG2	2.88	0.57
1:B:1202:VAL:HB	1:B:1246:GLU:HB3	1.86	0.57
1:H:7276:LYS:HE2	1:H:7278:THR:CG2	2.35	0.57
1:B:1087:GLN:NE2	1:B:1091:ARG:HE	2.02	0.56
1:F:5009:GLU:CB	1:F:5278:THR:HG22	2.35	0.56
1:G:6193:VAL:CG1	1:G:6249:ILE:HG23	2.35	0.56
1:G:6012:PHE:CD1	1:G:6290:ILE:HG23	2.40	0.56
1:D:3291:ILE:N	1:D:3291:ILE:HD12	2.20	0.56
1:G:6169:MET:CE	1:G:6276:LYS:HD3	2.36	0.56
1:E:4022:ARG:HD3	1:E:4107:GLY:O	2.06	0.56
1:C:2047:VAL:HG21	3:C:8864:HOH:O	2.06	0.56

Continued on next page...

Continued from previous page...

Atom-1	Atom-2	Interatomic distance (Å)	Clash overlap (Å)
1:H:7193:VAL:HG12	1:H:7194:ILE:N	2.20	0.56
1:A:149:PHE:CE2	1:A:151:ILE:CG2	2.88	0.56
1:F:5024:LEU:HD13	3:F:8794:HOH:O	2.04	0.56
1:E:4016:PHE:CE1	1:E:4286:LEU:HG	2.40	0.56
1:G:6117:THR:OG1	1:G:6155:ILE:HD12	2.06	0.56
1:E:4129:GLN:NE2	1:E:4129:GLN:H	2.03	0.56
1:G:6149:PHE:CE2	1:G:6151:ILE:HG12	2.41	0.56
1:B:1190:VAL:HG21	3:B:8422:HOH:O	2.05	0.56
1:F:5282:TYR:CB	1:F:5286:LEU:HD23	2.36	0.56
1:A:203:ALA:O	1:B:1144:MET:HE3	2.05	0.55
1:A:94:GLN:NE2	1:B:1048:ILE:HG13	2.20	0.55
1:E:4217:LYS:O	1:E:4217:LYS:HD3	2.06	0.55
1:H:7059:LYS:HG2	1:H:7072:TYR:CE2	2.41	0.55
1:G:6144:MET:CE	1:G:6146:GLU:HG2	2.36	0.55
1:A:208:VAL:O	1:A:217:LYS:O	2.24	0.55
1:H:7291:ILE:N	1:H:7291:ILE:HD12	2.22	0.55
1:C:2047:VAL:O	1:C:2047:VAL:HG22	2.07	0.55
1:B:1179:ALA:HA	1:B:1271:ILE:HG13	1.88	0.55
1:B:1281:ASN:HD22	1:B:1283:GLY:H	1.55	0.55
1:E:4131:GLU:OE2	1:E:4138:LYS:HE3	2.06	0.55
1:A:220:THR:HG23	1:B:1124:PHE:O	2.06	0.55
1:A:193:VAL:CG1	1:A:249:ILE:HG23	2.36	0.55
1:C:2193:VAL:HG13	1:C:2249:ILE:HG23	1.88	0.55
1:A:89:LEU:HD21	1:A:120:LYS:HZ3	1.71	0.55
1:B:1173:GLN:HB3	1:B:1174:PRO:HD3	1.89	0.55
1:H:7138:LYS:HE3	1:H:7153:ASN:HB2	1.89	0.55
1:C:2118:GLY:HA2	1:C:2151:ILE:HD12	1.89	0.55
1:G:6181:LYS:O	1:G:6181:LYS:HD3	2.07	0.55
1:F:5118:GLY:HA2	1:F:5151:ILE:HD12	1.89	0.55
3:C:9023:HOH:O	1:D:3043:PHE:HD2	1.89	0.54
1:C:2197:PHE:CG	1:C:2202:VAL:HG22	2.42	0.54
1:G:6169:MET:HE1	1:G:6276:LYS:HD3	1.88	0.54
1:G:6094:GLN:HG3	1:H:7049:MET:HB3	1.89	0.54
1:G:6078:HIS:CD2	1:G:6080:SER:H	2.11	0.54
1:E:4180:ALA:O	1:E:4184:VAL:HG23	2.08	0.54
1:H:7022:ARG:HB3	1:H:7108:LEU:HG	1.89	0.54
1:F:5149:PHE:CE2	1:F:5151:ILE:CG2	2.91	0.54
1:H:7193:VAL:HG11	1:H:7249:ILE:HG23	1.89	0.54
1:G:6012:PHE:HB3	1:G:6292:ASN:ND2	2.23	0.54
1:C:2018:ILE:HG21	1:C:2162:ALA:HB2	1.88	0.54
1:D:3213:TYR:HB3	1:D:3215:PHE:CE1	2.42	0.54

Continued on next page...

Continued from previous page...

Atom-1	Atom-2	Interatomic distance (Å)	Clash overlap (Å)
1:E:4029:ASP:HB2	1:H:7185:ASP:OD2	2.06	0.54
1:D:3233:GLU:CD	1:D:3234:GLY:H	2.11	0.54
1:E:4094:GLN:NE2	1:F:5048:ILE:CG1	2.69	0.54
1:G:6022:ARG:CB	1:G:6108:LEU:HG	2.37	0.54
1:E:4022:ARG:HB3	1:E:4108:LEU:HG	1.89	0.54
1:C:2276:LYS:HZ3	1:C:2278:THR:CG2	2.21	0.54
1:E:4197:PHE:CD2	1:E:4202:VAL:HG22	2.43	0.54
1:C:2198:PRO:HG3	1:D:3039:GLU:HG2	1.89	0.53
1:C:2138:LYS:HG2	3:C:8391:HOH:O	2.08	0.53
1:F:5029:ASP:OD1	1:G:6181:LYS:HD2	2.08	0.53
1:G:6291:ILE:HD12	1:G:6291:ILE:N	2.22	0.53
1:B:1078:HIS:CD2	1:B:1080:SER:H	2.17	0.53
1:B:1208:VAL:HG23	1:B:1209:GLY:N	2.15	0.53
1:D:3173:GLN:HB3	1:D:3174:PRO:HD3	1.91	0.53
1:D:3210:ALA:HB3	1:D:3213:TYR:O	2.08	0.53
1:D:3046:SER:OG	1:D:3048:ILE:HD13	2.08	0.53
1:F:5067:ASP:OD1	1:F:5069:ARG:HD3	2.08	0.53
1:C:2049:MET:HB3	1:D:3094:GLN:CG	2.39	0.53
1:F:5208:VAL:O	1:F:5218:ALA:HA	2.07	0.53
1:F:5282:TYR:HB3	1:F:5286:LEU:HD23	1.89	0.53
1:H:7283:GLY:C	1:H:7285:LYS:H	2.11	0.53
1:E:4037:ALA:HA	1:E:4074:ILE:CD1	2.39	0.53
1:C:2049:MET:HB3	1:D:3094:GLN:HG3	1.90	0.53
1:C:2221:ASN:HD21	1:C:2223:LYS:NZ	2.07	0.53
1:C:2285:LYS:O	1:C:2286:LEU:HB2	2.09	0.53
1:G:6056:ILE:N	1:G:6056:ILE:HD12	2.24	0.53
1:E:4236:GLN:O	1:E:4238:PRO:HD3	2.09	0.53
1:D:3238:PRO:HG2	1:D:3241:VAL:CG2	2.38	0.53
1:H:7001:MET:HB2	1:H:7294:ASN:ND2	2.24	0.53
1:F:5185:ASP:OD2	1:G:6029:ASP:HB2	2.09	0.53
1:D:3288:LYS:HD3	1:D:3289:HIS:CE1	2.43	0.52
1:F:5255:ASP:OD2	3:F:9786:HOH:O	2.19	0.52
1:F:5056:ILE:HD12	1:F:5056:ILE:N	2.24	0.52
1:E:4117:THR:HB	3:E:8333:HOH:O	2.09	0.52
1:A:138:LYS:HD3	3:A:9528:HOH:O	2.09	0.52
1:A:286:LEU:HD22	1:A:286:LEU:N	2.23	0.52
1:D:3046:SER:O	1:D:3050:CYS:HB2	2.09	0.52
1:F:5171:GLU:O	1:F:5242:LYS:HE3	2.08	0.52
1:B:1027:GLY:N	3:B:8597:HOH:O	2.42	0.52
1:H:7193:VAL:CG1	1:H:7194:ILE:N	2.72	0.52
1:F:5208:VAL:O	1:F:5217:LYS:O	2.28	0.52

Continued on next page...

Continued from previous page...

Atom-1	Atom-2	Interatomic distance (Å)	Clash overlap (Å)
1:G:6017:ASP:OD1	1:G:6289:HIS:HE1	1.93	0.52
1:E:4094:GLN:NE2	1:F:5048:ILE:HG13	2.24	0.52
1:D:3056:ILE:HD12	1:D:3056:ILE:N	2.23	0.52
1:C:2221:ASN:ND2	1:C:2223:LYS:NZ	2.57	0.52
1:C:2059:LYS:HB2	3:C:9156:HOH:O	2.10	0.52
1:H:7137:ARG:CG	1:H:7137:ARG:HH21	2.19	0.52
1:A:193:VAL:HG13	1:A:249:ILE:HG23	1.92	0.52
1:H:7197:PHE:CD2	1:H:7202:VAL:HG22	2.45	0.52
1:G:6193:VAL:HG23	1:G:6256:ALA:HB1	1.91	0.52
1:G:6253:ASN:O	1:G:6257:ILE:HG12	2.10	0.52
1:B:1122:LYS:C	1:B:1122:LYS:HD2	2.30	0.52
1:H:7202:VAL:HG21	1:H:7248:VAL:HG23	1.91	0.52
1:B:1004:ASN:OD1	1:B:1270:LYS:HE3	2.10	0.52
1:G:6104:VAL:HG11	1:G:6151:ILE:HG23	1.91	0.51
1:F:5173:GLN:HB3	1:F:5174:PRO:HD3	1.91	0.51
1:C:2144:MET:HE3	1:D:3203:ALA:O	2.10	0.51
1:C:2212:LYS:HD3	1:D:3127:GLY:HA3	1.91	0.51
1:D:3051:PRO:HG2	1:D:3091:ARG:NH2	2.24	0.51
1:H:7283:GLY:O	1:H:7285:LYS:N	2.42	0.51
1:D:3001:MET:SD	1:D:3294:ASN:HA	2.51	0.51
1:A:288:LYS:HD3	1:A:288:LYS:C	2.31	0.51
1:E:4016:PHE:HE1	1:E:4286:LEU:HG	1.75	0.51
1:D:3202:VAL:HB	1:D:3246:GLU:HB3	1.93	0.51
1:C:2215:PHE:CD1	1:C:2216:LEU:HD22	2.45	0.51
1:C:2213:TYR:CB	1:C:2216:LEU:HD23	2.39	0.51
1:C:2015:ALA:HB3	1:C:2289:HIS:HB2	1.92	0.51
1:C:2097:LEU:O	1:C:2097:LEU:HD23	2.10	0.51
1:F:5197:PHE:CG	1:F:5202:VAL:HG22	2.45	0.51
1:D:3106:ASN:O	1:D:3137:ARG:NH1	2.43	0.51
1:B:1122:LYS:HD3	1:B:1129:GLN:HG2	1.93	0.51
1:C:2052:ALA:HB1	1:C:2077:CYS:O	2.10	0.51
1:C:2285:LYS:O	1:C:2286:LEU:CB	2.59	0.51
1:H:7262:ARG:HD2	3:H:8143:HOH:O	2.10	0.51
1:D:3082:LYS:O	1:D:3086:GLU:HB2	2.11	0.51
1:F:5059:LYS:HG3	3:F:8996:HOH:O	2.11	0.51
1:C:2059:LYS:HE2	1:C:2072:TYR:OH	2.12	0.50
1:G:6193:VAL:CG1	1:G:6194:ILE:N	2.73	0.50
1:A:232:VAL:O	1:A:233:GLU:CB	2.59	0.50
1:B:1144:MET:HE3	1:B:1146:GLU:HG2	1.93	0.50
1:H:7017:ASP:OD1	1:H:7288:LYS:HE2	2.11	0.50
1:H:7290:ILE:HD12	1:H:7290:ILE:N	2.26	0.50

Continued on next page...

Continued from previous page...

Atom-1	Atom-2	Interatomic distance (Å)	Clash overlap (Å)
1:G:6095:CYS:SG	3:G:8795:HOH:O	2.60	0.50
1:F:5197:PHE:CD2	1:F:5202:VAL:HG22	2.46	0.50
1:D:3014:GLU:HG2	1:D:3287:GLY:HA3	1.94	0.50
1:H:7161:ILE:HG22	3:H:8809:HOH:O	2.10	0.50
1:H:7118:GLY:HA3	1:H:7152:GLU:O	2.11	0.50
1:B:1197:PHE:HB3	1:B:1198:PRO:HD2	1.93	0.50
1:H:7197:PHE:CG	1:H:7202:VAL:HG22	2.47	0.50
1:A:286:LEU:HD22	1:A:286:LEU:H	1.76	0.50
1:F:5060:ALA:HB2	3:F:8794:HOH:O	2.11	0.50
1:G:6094:GLN:HE22	1:H:7048:ILE:CG2	2.24	0.50
1:G:6294:ASN:HB2	3:G:8361:HOH:O	2.12	0.50
1:D:3228:ILE:O	1:D:3232:VAL:HG23	2.12	0.50
1:A:295:GLU:N	3:A:9367:HOH:O	2.44	0.50
1:D:3057:GLU:HG2	1:D:3058:ILE:HG23	1.93	0.50
1:A:94:GLN:HE22	1:B:1048:ILE:HG13	1.72	0.49
1:D:3061:LYS:O	1:D:3064:GLU:HG3	2.12	0.49
1:F:5009:GLU:HB2	1:F:5278:THR:HG22	1.94	0.49
1:H:7201:ILE:HG21	3:H:8534:HOH:O	2.11	0.49
1:C:2213:TYR:HB2	1:C:2216:LEU:HD23	1.94	0.49
1:H:7119:PHE:O	1:H:7122:LYS:HG3	2.12	0.49
1:A:151:ILE:O	1:A:151:ILE:HG13	2.12	0.49
1:C:2221:ASN:HD21	1:C:2223:LYS:HZ3	1.61	0.49
1:H:7015:ALA:HB3	1:H:7289:HIS:HB2	1.93	0.49
1:B:1193:VAL:CG1	1:B:1194:ILE:N	2.75	0.49
1:G:6094:GLN:HE22	1:H:7048:ILE:HG22	1.77	0.49
1:C:2131:GLU:HG3	3:C:8391:HOH:O	2.11	0.49
1:D:3170:ALA:HB3	1:D:3176:ALA:HB2	1.94	0.49
1:H:7009:GLU:HB3	1:H:7278:THR:HG22	1.94	0.49
1:H:7170:ALA:HA	1:H:7275:VAL:HG23	1.95	0.49
1:H:7138:LYS:HG3	1:H:7138:LYS:O	2.13	0.49
1:B:1052:ALA:HB2	1:B:1087:GLN:HG3	1.93	0.49
3:G:8795:HOH:O	1:H:7043:PHE:HA	2.12	0.49
1:F:5009:GLU:HB3	1:F:5278:THR:HG22	1.94	0.49
1:D:3026:THR:O	1:D:3102:THR:HA	2.13	0.49
1:F:5114:LYS:HG2	1:F:5156:GLY:HA2	1.93	0.49
1:H:7001:MET:HB2	1:H:7294:ASN:HD21	1.78	0.48
1:B:1193:VAL:HG12	1:B:1194:ILE:N	2.28	0.48
1:E:4052:ALA:HB2	1:E:4087:GLN:HG3	1.95	0.48
1:H:7233:GLU:HG2	1:H:7234:GLY:N	2.28	0.48
1:H:7286:LEU:HA	3:H:8769:HOH:O	2.13	0.48
1:C:2108:LEU:O	1:C:2114:LYS:NZ	2.46	0.48

Continued on next page...

Continued from previous page...

Atom-1	Atom-2	Interatomic distance (Å)	Clash overlap (Å)
1:G:6122:LYS:HD2	1:G:6122:LYS:C	2.33	0.48
1:D:3290:ILE:C	1:D:3291:ILE:HD12	2.33	0.48
1:G:6052:ALA:HB2	1:G:6087:GLN:HG3	1.94	0.48
1:A:138:LYS:HA	3:A:8756:HOH:O	2.12	0.48
1:E:4232:VAL:HG13	1:E:4235:THR:HB	1.94	0.48
1:F:5116:ASP:HA	1:F:5154:ASP:OD1	2.14	0.48
1:H:7009:GLU:CB	1:H:7278:THR:HG22	2.43	0.48
1:D:3197:PHE:CG	1:D:3202:VAL:HG22	2.48	0.48
1:G:6204:SER:O	1:H:7145:MET:HG3	2.14	0.48
1:H:7113:GLU:HB2	1:H:7157:TYR:CZ	2.48	0.48
1:A:213:TYR:O	1:A:216:LEU:HB2	2.13	0.48
1:A:22:ARG:HB3	1:A:108:LEU:HG	1.95	0.48
1:B:1026:THR:O	1:B:1102:THR:HA	2.13	0.48
1:H:7127:GLY:N	1:H:7129:GLN:HE22	2.10	0.48
1:G:6144:MET:HE3	1:H:7203:ALA:O	2.13	0.48
1:C:2149:PHE:CZ	1:C:2151:ILE:CG2	2.97	0.48
1:E:4026:THR:O	1:E:4102:THR:HA	2.14	0.48
1:G:6067:ASP:OD1	1:G:6069:ARG:HD2	2.14	0.48
1:D:3127:GLY:N	1:D:3129:GLN:HE22	2.08	0.48
1:A:193:VAL:CG1	1:A:194:ILE:N	2.77	0.48
1:H:7221:ASN:C	1:H:7221:ASN:HD22	2.15	0.48
1:D:3030:TYR:CE2	1:D:3059:LYS:HG3	2.48	0.48
1:B:1067:ASP:OD1	1:B:1069:ARG:HD3	2.14	0.48
1:C:2078:HIS:CD2	1:C:2080:SER:H	2.19	0.48
1:C:2257:ILE:HG21	1:C:2291:ILE:HD11	1.96	0.48
1:B:1009:GLU:CB	1:B:1278:THR:HG22	2.43	0.48
1:B:1197:PHE:CG	1:B:1202:VAL:HG22	2.49	0.48
1:C:2029:ASP:HA	1:C:2070:PRO:CG	2.44	0.48
1:C:2114:LYS:HE3	3:C:9442:HOH:O	2.13	0.48
1:H:7132:VAL:HG12	1:H:7133:GLU:N	2.29	0.48
1:B:1285:LYS:C	1:B:1286:LEU:HD12	2.34	0.48
1:B:1097:LEU:C	1:B:1097:LEU:HD23	2.34	0.48
1:C:2120:LYS:HA	1:C:2120:LYS:CE	2.44	0.47
1:F:5193:VAL:CG1	1:F:5249:ILE:HG23	2.44	0.47
1:H:7058:ILE:HG13	1:H:7059:LYS:N	2.29	0.47
1:E:4214:LYS:C	1:E:4216:LEU:H	2.16	0.47
1:A:52:ALA:HB2	1:A:87:GLN:HG3	1.96	0.47
1:E:4046:SER:O	1:E:4050:CYS:HB2	2.13	0.47
1:G:6197:PHE:CD2	1:G:6202:VAL:HG22	2.48	0.47
1:E:4217:LYS:C	1:E:4217:LYS:HD3	2.35	0.47
1:A:295:GLU:HG3	3:A:9367:HOH:O	2.13	0.47

Continued on next page...

Continued from previous page...

Atom-1	Atom-2	Interatomic distance (Å)	Clash overlap (Å)
1:G:6058:ILE:HG13	1:G:6059:LYS:N	2.30	0.47
1:A:97:LEU:C	1:A:97:LEU:HD23	2.35	0.47
1:B:1017:ASP:CG	1:B:1289:HIS:HE1	2.17	0.47
1:D:3169:MET:HG2	1:D:3244:VAL:HG22	1.97	0.47
1:H:7140:TRP:CD1	1:H:7153:ASN:ND2	2.83	0.47
1:E:4009:GLU:HB3	1:E:4278:THR:HG22	1.97	0.47
1:G:6022:ARG:HB3	1:G:6108:LEU:HG	1.95	0.47
1:D:3197:PHE:HB3	1:D:3198:PRO:HD2	1.97	0.47
1:B:1097:LEU:O	1:B:1097:LEU:HD23	2.14	0.47
1:E:4212:LYS:HZ3	1:E:4212:LYS:HB3	1.78	0.47
1:E:4041:THR:HG23	1:E:4074:ILE:HD13	1.97	0.47
1:F:5285:LYS:C	1:F:5286:LEU:HD22	2.35	0.47
1:D:3051:PRO:HG2	1:D:3091:ARG:HH21	1.80	0.47
1:C:2043:PHE:HB3	3:C:9023:HOH:O	2.15	0.47
1:B:1113:GLU:HG2	3:B:8360:HOH:O	2.13	0.47
1:F:5097:LEU:C	1:F:5097:LEU:HD23	2.35	0.47
1:E:4291:ILE:HD12	1:E:4291:ILE:N	2.29	0.47
1:E:4149:PHE:CZ	1:E:4151:ILE:HG23	2.50	0.47
1:A:168:ILE:HG12	3:A:8708:HOH:O	2.14	0.47
1:C:2193:VAL:CG1	1:C:2249:ILE:HG23	2.45	0.47
1:C:2193:VAL:CG1	1:C:2194:ILE:N	2.78	0.47
1:H:7137:ARG:NH2	1:H:7137:ARG:HG3	2.25	0.47
1:C:2213:TYR:CE1	1:D:3123:PHE:HD1	2.33	0.47
1:E:4193:VAL:HG13	1:E:4249:ILE:HG23	1.97	0.47
1:E:4171:GLU:O	1:E:4242:LYS:HD2	2.15	0.47
1:F:5149:PHE:CE2	1:F:5151:ILE:HG21	2.50	0.46
1:D:3125:ALA:HB3	1:D:3129:GLN:HB3	1.97	0.46
1:D:3193:VAL:HG13	1:D:3194:ILE:N	2.30	0.46
1:G:6022:ARG:HB2	1:G:6108:LEU:HG	1.97	0.46
1:B:1058:ILE:HG22	1:B:1188:SER:O	2.15	0.46
1:B:1009:GLU:HB3	1:B:1278:THR:HG22	1.97	0.46
1:G:6197:PHE:CG	1:G:6202:VAL:HG22	2.50	0.46
1:F:5009:GLU:HG3	3:F:9458:HOH:O	2.15	0.46
1:C:2097:LEU:C	1:C:2097:LEU:HD23	2.36	0.46
1:E:4078:HIS:CD2	1:E:4083:GLY:HA3	2.51	0.46
1:E:4094:GLN:HE22	1:F:5048:ILE:HG13	1.79	0.46
1:E:4181:LYS:HE2	3:H:8376:HOH:O	2.16	0.46
1:E:4208:VAL:HG23	1:E:4282:TYR:CE2	2.50	0.46
1:C:2001:MET:SD	1:C:2294:ASN:HA	2.56	0.46
1:A:94:GLN:HE22	1:B:1048:ILE:HG12	1.80	0.46
1:A:232:VAL:O	1:A:233:GLU:HB2	2.14	0.46

Continued on next page...

Continued from previous page...

Atom-1	Atom-2	Interatomic distance (Å)	Clash overlap (Å)
1:H:7223:LYS:HB3	3:H:9278:HOH:O	2.16	0.46
1:F:5253:ASN:ND2	1:F:5256:ALA:H	2.14	0.46
1:D:3193:VAL:CG1	1:D:3194:ILE:N	2.79	0.45
1:H:7181:LYS:HD3	1:H:7181:LYS:O	2.17	0.45
1:E:4049:MET:HB3	1:F:5094:GLN:HG3	1.98	0.45
1:A:292:ASN:CB	3:A:9367:HOH:O	2.65	0.45
1:E:4030:TYR:CE2	1:E:4059:LYS:HG3	2.51	0.45
1:F:5125:ALA:CB	1:F:5129:GLN:HG3	2.30	0.45
1:A:197:PHE:CD2	1:A:202:VAL:HG22	2.50	0.45
1:A:292:ASN:HB2	3:A:9367:HOH:O	2.15	0.45
1:F:5068:GLY:HA3	1:G:6270:LYS:HE3	1.98	0.45
3:G:8795:HOH:O	1:H:7043:PHE:N	2.49	0.45
1:G:6288:LYS:HE2	1:G:6289:HIS:CE1	2.52	0.45
1:C:2078:HIS:CD2	1:C:2083:GLY:HA3	2.52	0.45
1:D:3061:LYS:HA	3:D:8787:HOH:O	2.16	0.45
1:F:5193:VAL:CG1	1:F:5194:ILE:N	2.79	0.45
1:C:2114:LYS:HG2	1:C:2156:GLY:CA	2.46	0.45
1:A:97:LEU:O	1:A:97:LEU:HD23	2.17	0.45
1:C:2008:VAL:HG22	1:C:2277:ILE:HB	1.98	0.45
1:E:4119:PHE:O	1:E:4122:LYS:HG3	2.17	0.45
1:E:4122:LYS:HD3	1:E:4129:GLN:HG2	1.99	0.45
1:F:5129:GLN:H	1:F:5129:GLN:CD	2.19	0.45
1:G:6042:GLY:O	1:G:6043:PHE:C	2.54	0.45
3:B:8836:HOH:O	1:F:5214:LYS:HE3	2.15	0.45
1:C:2212:LYS:HB3	1:C:2212:LYS:HE2	1.83	0.45
1:A:286:LEU:CD2	1:A:286:LEU:H	2.30	0.45
1:C:2191:GLU:HB3	3:E:8926:HOH:O	2.17	0.45
1:G:6047:VAL:O	1:G:6047:VAL:HG22	2.17	0.45
1:E:4221:ASN:HD22	1:E:4221:ASN:C	2.19	0.45
1:A:62:PRO:HG3	1:A:70:PRO:HG3	1.98	0.45
1:C:2145:MET:HG3	1:D:3204:SER:O	2.16	0.45
1:A:137:ARG:NH1	1:A:137:ARG:HG2	2.28	0.45
1:E:4290:ILE:HD12	1:E:4290:ILE:N	2.32	0.45
1:G:6259:GLU:O	1:G:6259:GLU:HG3	2.17	0.45
1:G:6285:LYS:H	1:G:6285:LYS:CD	2.25	0.45
1:G:6017:ASP:OD1	1:G:6289:HIS:CE1	2.70	0.45
1:D:3024:LEU:HG	3:D:8777:HOH:O	2.17	0.45
1:D:3026:THR:HG23	3:D:8777:HOH:O	2.17	0.45
1:H:7113:GLU:HG3	1:H:7157:TYR:CE1	2.51	0.45
1:H:7018:ILE:HG21	1:H:7162:ALA:HB2	1.99	0.45
1:A:293:LEU:H	1:A:293:LEU:HD12	1.81	0.45

Continued on next page...

Continued from previous page...

Atom-1	Atom-2	Interatomic distance (Å)	Clash overlap (Å)
1:A:180:ALA:HB1	1:A:247:ILE:HD11	1.98	0.44
1:E:4094:GLN:HE22	1:F:5048:ILE:HG12	1.79	0.44
1:G:6193:VAL:HG12	1:G:6194:ILE:N	2.30	0.44
1:C:2149:PHE:CZ	1:C:2151:ILE:HG22	2.52	0.44
1:C:2290:ILE:N	1:C:2290:ILE:HD12	2.32	0.44
1:E:4193:VAL:CG1	1:E:4194:ILE:N	2.80	0.44
1:D:3110:ASP:O	1:D:3111:ALA:HB3	2.17	0.44
1:A:12:PHE:HB3	1:A:292:ASN:OD1	2.18	0.44
1:G:6049:MET:HB3	1:H:7094:GLN:CG	2.47	0.44
1:H:7113:GLU:HG2	1:H:7157:TYR:O	2.17	0.44
1:D:3256:ALA:HB1	3:D:8775:HOH:O	2.17	0.44
1:C:2183:ALA:O	1:C:2187:ILE:HG13	2.18	0.44
1:B:1210:ALA:HB3	1:B:1213:TYR:O	2.17	0.44
1:A:59:LYS:HG3	3:A:8651:HOH:O	2.18	0.44
1:F:5224:PHE:O	1:F:5226:PRO:HD3	2.18	0.44
1:E:4167:PHE:N	1:E:4167:PHE:CD2	2.86	0.44
1:B:1161:ILE:HA	3:B:8700:HOH:O	2.18	0.44
1:C:2082:LYS:N	1:C:2082:LYS:CD	2.80	0.44
1:D:3238:PRO:HG2	1:D:3241:VAL:HG23	2.00	0.44
1:A:59:LYS:HG2	1:A:72:TYR:HE2	1.81	0.44
1:H:7193:VAL:CG1	1:H:7249:ILE:CG2	2.96	0.44
1:E:4042:GLY:O	1:E:4043:PHE:C	2.56	0.44
1:G:6281:ASN:HD22	1:G:6281:ASN:C	2.21	0.44
1:F:5170:ALA:HB3	1:F:5176:ALA:HB2	2.00	0.44
1:F:5189:ASP:HB2	3:F:9661:HOH:O	2.17	0.44
1:H:7138:LYS:HG2	3:H:9596:HOH:O	2.18	0.43
1:C:2221:ASN:C	1:C:2221:ASN:HD22	2.22	0.43
1:C:2270:LYS:NZ	3:C:8567:HOH:O	2.50	0.43
1:D:3042:GLY:O	1:D:3043:PHE:C	2.56	0.43
1:B:1286:LEU:N	1:B:1286:LEU:HD12	2.33	0.43
1:F:5257:ILE:HG21	1:F:5291:ILE:HD11	2.00	0.43
1:A:221:ASN:C	1:A:221:ASN:HD22	2.21	0.43
1:H:7293:LEU:N	1:H:7293:LEU:HD12	2.33	0.43
1:H:7286:LEU:O	1:H:7286:LEU:HD23	2.18	0.43
1:F:5149:PHE:CZ	1:F:5151:ILE:CG2	3.02	0.43
1:B:1046:SER:O	1:B:1050:CYS:HB2	2.19	0.43
1:A:149:PHE:CZ	1:A:151:ILE:CG2	3.01	0.43
1:H:7193:VAL:HG23	1:H:7256:ALA:HB1	2.01	0.43
1:D:3292:ASN:HB3	1:D:3294:ASN:OD1	2.18	0.43
1:G:6067:ASP:OD1	1:G:6069:ARG:CD	2.66	0.43
1:B:1118:GLY:HA3	1:B:1152:GLU:O	2.18	0.43

Continued on next page...

Continued from previous page...

Atom-1	Atom-2	Interatomic distance (Å)	Clash overlap (Å)
1:E:4062:PRO:HB3	1:E:4068:GLY:O	2.18	0.43
1:C:2239:ALA:HB1	3:C:8574:HOH:O	2.17	0.43
1:H:7193:VAL:HG11	1:H:7249:ILE:CG2	2.48	0.43
1:C:2022:ARG:HD3	1:C:2107:GLY:O	2.18	0.43
1:C:2029:ASP:HA	1:C:2070:PRO:HG3	2.01	0.43
1:D:3011:THR:O	1:D:3293:LEU:HD13	2.19	0.43
1:A:276:LYS:HE2	3:A:9285:HOH:O	2.19	0.43
1:D:3122:LYS:HD3	1:D:3129:GLN:HG3	2.00	0.43
1:F:5285:LYS:HB2	1:F:5286:LEU:HD22	2.01	0.43
1:F:5286:LEU:N	1:F:5286:LEU:CD2	2.82	0.43
1:B:1197:PHE:CD2	1:B:1202:VAL:HG22	2.54	0.43
1:G:6118:GLY:HA3	1:G:6152:GLU:O	2.18	0.43
1:H:7137:ARG:CG	1:H:7137:ARG:NH2	2.80	0.43
1:D:3075:GLN:HB2	1:D:3194:ILE:HD13	2.00	0.43
1:D:3083:GLY:O	1:D:3086:GLU:HB3	2.18	0.43
1:H:7233:GLU:HG2	1:H:7234:GLY:H	1.83	0.43
1:E:4208:VAL:HG23	1:E:4282:TYR:HE2	1.82	0.43
1:E:4185:ASP:OD2	1:H:7029:ASP:HB2	2.19	0.43
1:B:1015:ALA:HB1	1:B:1162:ALA:O	2.18	0.43
1:D:3132:VAL:HG12	3:D:8287:HOH:O	2.18	0.43
1:G:6293:LEU:HD12	1:G:6293:LEU:N	2.34	0.43
1:F:5024:LEU:HD12	1:F:5025:ILE:N	2.34	0.43
1:C:2197:PHE:CD2	1:C:2202:VAL:HG22	2.54	0.43
1:A:29:ASP:HB2	1:D:3185:ASP:OD2	2.18	0.43
1:E:4058:ILE:C	1:E:4058:ILE:HD12	2.39	0.43
1:E:4293:LEU:N	1:E:4293:LEU:HD12	2.34	0.42
1:E:4117:THR:CG2	1:E:4155:ILE:HD12	2.43	0.42
1:F:5114:LYS:HG2	1:F:5156:GLY:CA	2.49	0.42
1:H:7089:LEU:HD21	3:H:9170:HOH:O	2.19	0.42
1:B:1208:VAL:O	1:B:1218:ALA:HA	2.19	0.42
1:E:4232:VAL:HG11	1:E:4235:THR:HB	2.00	0.42
1:D:3012:PHE:CD1	1:D:3290:ILE:HG23	2.54	0.42
1:A:26:THR:O	1:A:102:THR:HA	2.18	0.42
1:H:7014:GLU:HB2	1:H:7281:ASN:HA	2.01	0.42
1:E:4212:LYS:HB3	1:E:4212:LYS:HZ2	1.80	0.42
1:G:6075:GLN:HB2	1:G:6194:ILE:HG21	2.02	0.42
1:G:6169:MET:HG2	1:G:6244:VAL:CG2	2.41	0.42
1:G:6014:GLU:OE2	1:G:6282:TYR:HB2	2.19	0.42
1:H:7051:PRO:HB2	1:H:7087:GLN:NE2	2.34	0.42
1:D:3016:PHE:HE1	1:D:3286:LEU:O	2.03	0.42
1:F:5270:LYS:HE3	1:G:6068:GLY:O	2.18	0.42

Continued on next page...

Continued from previous page...

Atom-1	Atom-2	Interatomic distance (Å)	Clash overlap (Å)
1:B:1138:LYS:NZ	1:B:1153:ASN:HD22	2.17	0.42
1:A:177:LEU:HD13	1:B:1100:PRO:HB3	2.02	0.42
1:F:5158:THR:CG2	1:F:5159:ASN:N	2.83	0.42
1:A:193:VAL:HG12	1:A:194:ILE:N	2.34	0.42
1:G:6032:TRP:CH2	1:H:7177:LEU:HD11	2.54	0.42
1:H:7180:ALA:HB3	3:H:8534:HOH:O	2.20	0.42
1:H:7113:GLU:CD	1:H:7113:GLU:H	2.21	0.42
1:H:7114:LYS:HE3	3:H:8998:HOH:O	2.19	0.42
1:D:3131:GLU:HG2	1:D:3140:TRP:CZ3	2.55	0.42
1:H:7085:GLU:HG3	1:H:7115:ASP:OD1	2.20	0.42
1:F:5097:LEU:O	1:F:5097:LEU:HD23	2.20	0.42
1:E:4094:GLN:HE22	1:F:5048:ILE:CD1	2.33	0.42
1:C:2045:THR:HG21	1:C:2198:PRO:HD3	2.02	0.42
1:D:3197:PHE:CD2	1:D:3202:VAL:HG22	2.55	0.42
1:A:12:PHE:CD1	1:A:290:ILE:HG23	2.54	0.42
1:E:4058:ILE:HD11	1:E:4073:TYR:CD1	2.55	0.42
1:D:3081:LYS:NZ	1:D:3081:LYS:CB	2.83	0.42
1:A:131:GLU:HG3	1:A:140:TRP:CZ3	2.54	0.42
1:H:7138:LYS:HE3	1:H:7153:ASN:CB	2.50	0.42
1:H:7087:GLN:HE21	1:H:7091:ARG:HE	1.68	0.42
1:B:1010:GLU:HB3	1:B:1294:ASN:OD1	2.20	0.42
1:A:94:GLN:CG	1:B:1049:MET:HB2	2.50	0.41
1:D:3129:GLN:HE21	1:D:3129:GLN:N	2.14	0.41
1:B:1057:GLU:O	1:B:1058:ILE:HG23	2.20	0.41
1:C:2145:MET:HE2	1:D:3204:SER:C	2.40	0.41
1:E:4057:GLU:HG2	1:E:4058:ILE:HG23	2.02	0.41
1:B:1254:ALA:O	1:B:1258:LYS:HG3	2.19	0.41
1:G:6045:THR:HG21	1:G:6198:PRO:HD3	2.02	0.41
1:F:5062:PRO:HG3	1:F:5070:PRO:HG3	2.01	0.41
1:C:2293:LEU:HD12	1:C:2293:LEU:N	2.35	0.41
1:E:4254:ALA:O	1:E:4258:LYS:HG3	2.20	0.41
1:D:3125:ALA:HB2	1:D:3142:VAL:HG13	2.02	0.41
1:A:282:TYR:CB	1:A:286:LEU:HD23	2.50	0.41
1:E:4294:ASN:O	1:E:4294:ASN:ND2	2.53	0.41
1:C:2221:ASN:ND2	1:C:2223:LYS:HZ2	2.17	0.41
1:A:293:LEU:N	1:A:293:LEU:HD12	2.35	0.41
1:H:7226:PRO:HB3	1:H:7237:ILE:HG21	2.02	0.41
1:G:6246:GLU:HB3	1:H:7145:MET:CE	2.50	0.41
1:E:4004:ASN:OD1	1:E:4270:LYS:HE2	2.20	0.41
1:B:1081:LYS:HG3	3:B:8690:HOH:O	2.19	0.41
1:E:4133:GLU:OE1	1:E:4136:GLY:HA2	2.20	0.41

Continued on next page...

Continued from previous page...

Atom-1	Atom-2	Interatomic distance (Å)	Clash overlap (Å)
1:B:1020:ILE:HG12	1:B:1077:CYS:SG	2.59	0.41
1:A:132:VAL:HG21	3:A:8108:HOH:O	2.20	0.41
1:C:2281:ASN:ND2	1:C:2281:ASN:C	2.71	0.41
1:E:4293:LEU:H	1:E:4293:LEU:HD12	1.86	0.41
1:G:6179:ALA:HA	1:G:6271:ILE:HG13	2.02	0.41
1:C:2288:LYS:N	3:C:9020:HOH:O	2.52	0.41
1:G:6220:THR:OG1	1:H:7124:PHE:O	2.38	0.41
1:D:3066:PRO:CG	1:D:3137:ARG:HD2	2.51	0.41
1:G:6224:PHE:O	1:G:6226:PRO:HD3	2.20	0.41
1:H:7233:GLU:CG	1:H:7234:GLY:N	2.83	0.41
1:A:215:PHE:CE1	1:A:216:LEU:HD13	2.55	0.41
1:F:5002:LYS:HD3	1:F:5007:GLU:HA	2.03	0.41
1:E:4129:GLN:CD	1:E:4129:GLN:H	2.23	0.41
1:B:1019:LYS:HB2	1:B:1078:HIS:O	2.21	0.41
1:H:7046:SER:OG	1:H:7048:ILE:HG22	2.21	0.41
1:C:2141:ALA:O	1:C:2143:PRO:HD3	2.21	0.41
1:A:75:GLN:HB2	1:A:194:ILE:HD13	2.02	0.41
1:F:5100:PRO:C	1:F:5101:THR:HG23	2.41	0.41
1:C:2144:MET:CE	1:D:3203:ALA:O	2.67	0.41
1:E:4074:ILE:CG2	1:E:4075:GLN:N	2.83	0.41
1:D:3119:PHE:O	1:D:3122:LYS:HG3	2.21	0.41
1:C:2262:ARG:O	1:C:2266:LEU:HG	2.21	0.41
1:F:5060:ALA:HA	1:F:5064:GLU:OE2	2.21	0.41
1:E:4276:LYS:CG	1:E:4277:ILE:N	2.84	0.41
1:H:7008:VAL:HG22	1:H:7277:ILE:HB	2.03	0.41
1:H:7173:GLN:NE2	3:H:9655:HOH:O	2.37	0.41
1:A:46:SER:HB3	1:B:1094:GLN:HE22	1.85	0.41
1:A:185:ASP:OD2	1:D:3029:ASP:HB2	2.21	0.41
1:H:7016:PHE:CE1	1:H:7286:LEU:HD22	2.56	0.40
1:F:5138:LYS:HG2	3:F:8268:HOH:O	2.21	0.40
1:A:203:ALA:O	1:B:1144:MET:CE	2.69	0.40
1:F:5061:LYS:O	1:F:5064:GLU:HG2	2.22	0.40
1:H:7177:LEU:HD12	3:H:8534:HOH:O	2.21	0.40
1:C:2029:ASP:HA	1:C:2070:PRO:HG2	2.03	0.40
1:E:4030:TYR:CZ	1:E:4059:LYS:HD3	2.56	0.40
1:G:6045:THR:CG2	1:G:6198:PRO:HD3	2.51	0.40
1:E:4161:ILE:HG22	3:E:8618:HOH:O	2.20	0.40
1:A:202:VAL:HG21	1:A:248:VAL:HG23	2.04	0.40
1:H:7233:GLU:CG	1:H:7234:GLY:H	2.34	0.40
1:F:5208:VAL:HG23	3:F:8570:HOH:O	2.21	0.40
1:C:2289:HIS:C	1:C:2290:ILE:HD12	2.41	0.40

Continued on next page...

Continued from previous page...

Atom-1	Atom-2	Interatomic distance (Å)	Clash overlap (Å)
1:G:6202:VAL:HG21	1:G:6248:VAL:HG23	2.04	0.40
1:B:1012:PHE:CD1	1:B:1290:ILE:HG23	2.56	0.40

There are no symmetry-related clashes.

5.3 Torsion angles [i](#)

5.3.1 Protein backbone [i](#)

In the following table, the Percentiles column shows the percent Ramachandran outliers of the chain as a percentile score with respect to all X-ray entries followed by that with respect to entries of similar resolution.

The Analysed column shows the number of residues for which the backbone conformation was analysed, and the total number of residues.

Mol	Chain	Analysed	Favoured	Allowed	Outliers	Percentiles	
1	A	295/297 (99%)	283 (96%)	8 (3%)	4 (1%)	14	6
1	B	295/297 (99%)	282 (96%)	12 (4%)	1 (0%)	46	41
1	C	295/297 (99%)	282 (96%)	12 (4%)	1 (0%)	46	41
1	D	295/297 (99%)	273 (92%)	18 (6%)	4 (1%)	14	6
1	E	295/297 (99%)	276 (94%)	16 (5%)	3 (1%)	19	11
1	F	295/297 (99%)	284 (96%)	9 (3%)	2 (1%)	26	19
1	G	295/297 (99%)	278 (94%)	15 (5%)	2 (1%)	26	19
1	H	295/297 (99%)	275 (93%)	19 (6%)	1 (0%)	46	41
All	All	2360/2376 (99%)	2233 (95%)	109 (5%)	18 (1%)	24	15

All (18) Ramachandran outliers are listed below:

Mol	Chain	Res	Type
1	B	1208	VAL
1	D	3208	VAL
1	E	4286	LEU
1	F	5208	VAL
1	A	208	VAL
1	A	232	VAL
1	C	2286	LEU
1	D	3110	ASP

Continued on next page...

Continued from previous page...

Mol	Chain	Res	Type
1	E	4233	GLU
1	F	5233	GLU
1	D	3111	ALA
1	G	6214	LYS
1	G	6286	LEU
1	E	4210	ALA
1	H	7284	GLY
1	A	233	GLU
1	A	234	GLY
1	D	3209	GLY

5.3.2 Protein sidechains [i](#)

In the following table, the Percentiles column shows the percent sidechain outliers of the chain as a percentile score with respect to all X-ray entries followed by that with respect to entries of similar resolution.

The Analysed column shows the number of residues for which the sidechain conformation was analysed, and the total number of residues.

Mol	Chain	Analysed	Rotameric	Outliers	Percentiles	
1	A	227/227 (100%)	220 (97%)	7 (3%)	47	46
1	B	227/227 (100%)	220 (97%)	7 (3%)	47	46
1	C	227/227 (100%)	220 (97%)	7 (3%)	47	46
1	D	227/227 (100%)	217 (96%)	10 (4%)	35	30
1	E	227/227 (100%)	220 (97%)	7 (3%)	47	46
1	F	227/227 (100%)	224 (99%)	3 (1%)	76	79
1	G	227/227 (100%)	216 (95%)	11 (5%)	31	26
1	H	227/227 (100%)	216 (95%)	11 (5%)	31	26
All	All	1816/1816 (100%)	1753 (96%)	63 (4%)	43	40

All (63) residues with a non-rotameric sidechain are listed below:

Mol	Chain	Res	Type
1	A	129	GLN
1	A	137	ARG
1	A	216	LEU
1	A	221	ASN
1	A	233	GLU

Continued on next page...

Continued from previous page...

Mol	Chain	Res	Type
1	A	281	ASN
1	A	297	PHE
1	B	1089	LEU
1	B	1104	VAL
1	B	1122	LYS
1	B	1129	GLN
1	B	1154	ASP
1	B	1221	ASN
1	B	1281	ASN
1	C	2120	LYS
1	C	2129	GLN
1	C	2191	GLU
1	C	2221	ASN
1	C	2222	GLU
1	C	2278	THR
1	C	2281	ASN
1	D	3017	ASP
1	D	3104	VAL
1	D	3110	ASP
1	D	3112	GLU
1	D	3122	LYS
1	D	3129	GLN
1	D	3193	VAL
1	D	3221	ASN
1	D	3233	GLU
1	D	3282	TYR
1	E	4104	VAL
1	E	4115	ASP
1	E	4129	GLN
1	E	4217	LYS
1	E	4221	ASN
1	E	4222	GLU
1	E	4294	ASN
1	F	5129	GLN
1	F	5221	ASN
1	F	5253	ASN
1	G	6017	ASP
1	G	6104	VAL
1	G	6110	ASP
1	G	6120	LYS
1	G	6122	LYS
1	G	6129	GLN

Continued on next page...

Continued from previous page...

Mol	Chain	Res	Type
1	G	6220	THR
1	G	6221	ASN
1	G	6259	GLU
1	G	6281	ASN
1	G	6285	LYS
1	H	7001	MET
1	H	7104	VAL
1	H	7110	ASP
1	H	7113	GLU
1	H	7122	LYS
1	H	7129	GLN
1	H	7153	ASN
1	H	7221	ASN
1	H	7229	ARG
1	H	7233	GLU
1	H	7253	ASN

Some sidechains can be flipped to improve hydrogen bonding and reduce clashes. All (79) such sidechains are listed below:

Mol	Chain	Res	Type
1	A	4	ASN
1	A	75	GLN
1	A	78	HIS
1	A	94	GLN
1	A	129	GLN
1	A	173	GLN
1	A	221	ASN
1	A	236	GLN
1	A	253	ASN
1	A	281	ASN
1	A	289	HIS
1	B	1038	ASN
1	B	1075	GLN
1	B	1078	HIS
1	B	1087	GLN
1	B	1094	GLN
1	B	1129	GLN
1	B	1153	ASN
1	B	1221	ASN
1	B	1236	GLN
1	B	1281	ASN
1	B	1289	HIS

Continued on next page...

Continued from previous page...

Mol	Chain	Res	Type
1	C	2075	GLN
1	C	2078	HIS
1	C	2087	GLN
1	C	2129	GLN
1	C	2221	ASN
1	C	2281	ASN
1	C	2289	HIS
1	D	3004	ASN
1	D	3075	GLN
1	D	3078	HIS
1	D	3087	GLN
1	D	3129	GLN
1	D	3153	ASN
1	D	3173	GLN
1	D	3221	ASN
1	D	3289	HIS
1	E	4075	GLN
1	E	4078	HIS
1	E	4094	GLN
1	E	4129	GLN
1	E	4153	ASN
1	E	4221	ASN
1	E	4281	ASN
1	E	4289	HIS
1	E	4294	ASN
1	F	5004	ASN
1	F	5038	ASN
1	F	5075	GLN
1	F	5078	HIS
1	F	5087	GLN
1	F	5153	ASN
1	F	5221	ASN
1	F	5231	GLN
1	F	5253	ASN
1	F	5289	HIS
1	G	6004	ASN
1	G	6075	GLN
1	G	6078	HIS
1	G	6087	GLN
1	G	6094	GLN
1	G	6129	GLN
1	G	6153	ASN

Continued on next page...

Continued from previous page...

Mol	Chain	Res	Type
1	G	6173	GLN
1	G	6221	ASN
1	G	6281	ASN
1	G	6289	HIS
1	G	6292	ASN
1	H	7004	ASN
1	H	7075	GLN
1	H	7078	HIS
1	H	7087	GLN
1	H	7129	GLN
1	H	7153	ASN
1	H	7221	ASN
1	H	7253	ASN
1	H	7289	HIS
1	H	7294	ASN

5.3.3 RNA ⓘ

There are no RNA molecules in this entry.

5.4 Non-standard residues in protein, DNA, RNA chains ⓘ

There are no non-standard protein/DNA/RNA residues in this entry.

5.5 Carbohydrates ⓘ

There are no carbohydrates in this entry.

5.6 Ligand geometry ⓘ

Of 24 ligands modelled in this entry, 24 are monoatomic - leaving 0 for Mogul analysis.

There are no bond length outliers.

There are no bond angle outliers.

There are no chirality outliers.

There are no torsion outliers.

There are no ring outliers.

No monomer is involved in short contacts.

5.7 Other polymers [i](#)

There are no such residues in this entry.

5.8 Polymer linkage issues [i](#)

There are no chain breaks in this entry.

6 Fit of model and data ⓘ

6.1 Protein, DNA and RNA chains ⓘ

In the following table, the column labelled ‘#RSRZ> 2’ contains the number (and percentage) of RSRZ outliers, followed by percent RSRZ outliers for the chain as percentile scores relative to all X-ray entries and entries of similar resolution. The OWAB column contains the minimum, median, 95th percentile and maximum values of the occupancy-weighted average B-factor per residue. The column labelled ‘Q< 0.9’ lists the number of (and percentage) of residues with an average occupancy less than 0.9.

Mol	Chain	Analysed	<RSRZ>	#RSRZ>2	OWAB(Å ²)	Q<0.9
1	A	297/297 (100%)	-0.02	5 (1%) 73 73	6, 13, 26, 42	0
1	B	297/297 (100%)	0.04	6 (2%) 68 69	7, 14, 32, 46	0
1	C	297/297 (100%)	0.01	5 (1%) 73 73	7, 14, 28, 41	0
1	D	297/297 (100%)	0.11	14 (4%) 35 37	7, 14, 40, 55	0
1	E	297/297 (100%)	0.17	14 (4%) 35 37	8, 15, 40, 50	0
1	F	297/297 (100%)	0.06	6 (2%) 68 69	6, 15, 29, 40	0
1	G	297/297 (100%)	0.09	7 (2%) 62 63	8, 15, 32, 44	0
1	H	297/297 (100%)	0.08	10 (3%) 49 50	7, 14, 30, 49	0
All	All	2376/2376 (100%)	0.07	67 (2%) 56 57	6, 14, 32, 55	0

All (67) RSRZ outliers are listed below:

Mol	Chain	Res	Type	RSRZ
1	H	7283	GLY	10.8
1	D	3283	GLY	5.9
1	D	3284	GLY	5.9
1	D	3286	LEU	5.8
1	D	3285	LYS	5.7
1	H	7285	LYS	5.6
1	E	4286	LEU	5.6
1	D	3208	VAL	4.9
1	B	1208	VAL	4.8
1	H	7284	GLY	4.6
1	D	3233	GLU	4.5
1	G	6286	LEU	4.3
1	H	7286	LEU	4.2
1	B	1285	LYS	4.1
1	E	4232	VAL	4.0
1	E	4233	GLU	3.9

Continued on next page...

Continued from previous page...

Mol	Chain	Res	Type	RSRZ
1	G	6284	GLY	3.7
1	H	7111	ALA	3.3
1	B	1286	LEU	3.3
1	E	4215	PHE	3.3
1	H	7233	GLU	3.3
1	G	6285	LYS	3.1
1	C	2285	LYS	3.1
1	C	2287	GLY	3.1
1	E	4285	LYS	3.0
1	E	4239	ALA	3.0
1	A	285	LYS	3.0
1	E	4214	LYS	2.9
1	B	1233	GLU	2.9
1	F	5233	GLU	2.8
1	H	7112	GLU	2.7
1	F	5112	GLU	2.7
1	G	6287	GLY	2.6
1	E	4208	VAL	2.5
1	A	283	GLY	2.5
1	F	5286	LEU	2.5
1	D	3230	ASP	2.4
1	H	7234	GLY	2.4
1	E	4132	VAL	2.4
1	E	4211	ASN	2.4
1	D	3215	PHE	2.4
1	D	3132	VAL	2.4
1	G	6215	PHE	2.4
1	G	6112	GLU	2.4
1	G	6239	ALA	2.3
1	C	2284	GLY	2.3
1	D	3112	GLU	2.3
1	E	4230	ASP	2.3
1	F	5285	LYS	2.3
1	E	4216	LEU	2.3
1	E	4231	GLN	2.3
1	H	7001	MET	2.2
1	D	3287	GLY	2.2
1	A	233	GLU	2.2
1	C	2283	GLY	2.2
1	E	4234	GLY	2.2
1	C	2115	ASP	2.1
1	B	1239	ALA	2.1

Continued on next page...

Continued from previous page...

Mol	Chain	Res	Type	RSRZ
1	F	5287	GLY	2.1
1	A	208	VAL	2.1
1	D	3113	GLU	2.0
1	D	3211	ASN	2.0
1	F	5127	GLY	2.0
1	D	3232	VAL	2.0
1	B	1016	PHE	2.0
1	A	232	VAL	2.0
1	H	7113	GLU	2.0

6.2 Non-standard residues in protein, DNA, RNA chains [i](#)

There are no non-standard protein/DNA/RNA residues in this entry.

6.3 Carbohydrates [i](#)

There are no carbohydrates in this entry.

6.4 Ligands [i](#)

In the following table, the Atoms column lists the number of modelled atoms in the group and the number defined in the chemical component dictionary. LLDF column lists the quality of electron density of the group with respect to its neighbouring residues in protein, DNA or RNA chains. The B-factors column lists the minimum, median, 95th percentile and maximum values of B factors of atoms in the group. The column labelled 'Q< 0.9' lists the number of atoms with occupancy less than 0.9.

Mol	Type	Chain	Res	Atoms	RSCC	RSR	LLDF	B-factors(Å ²)	Q<0.9
2	K	D	8003	1/1	1.00	0.06	-1.87	10,10,10,10	0
2	K	C	8014	1/1	0.98	0.09	-2.17	15,15,15,15	0
2	K	C	8001	1/1	1.00	0.05	-2.19	11,11,11,11	0
2	K	F	8009	1/1	0.99	0.06	-2.47	11,11,11,11	0
2	K	A	8002	1/1	0.99	0.07	-2.51	10,10,10,10	0
2	K	B	8015	1/1	0.99	0.09	-2.61	13,13,13,13	0
2	K	H	8004	1/1	0.99	0.04	-2.61	11,11,11,11	0
2	K	C	8007	1/1	1.00	0.05	-2.67	11,11,11,11	0
2	K	D	8006	1/1	0.99	0.04	-2.70	9,9,9,9	0
2	K	G	8021	1/1	0.99	0.08	-2.71	15,15,15,15	0
2	K	H	8023	1/1	0.99	0.07	-2.76	17,17,17,17	0
2	K	B	8017	1/1	0.99	0.05	-2.87	11,11,11,11	0

Continued on next page...

Continued from previous page...

Mol	Type	Chain	Res	Atoms	RSCC	RSR	LLDF	B-factors(\AA^2)	Q<0.9
2	K	E	8024	1/1	0.99	0.08	-3.02	16,16,16,16	0
2	K	F	8022	1/1	1.00	0.05	-3.08	14,14,14,14	0
2	K	E	8018	1/1	0.99	0.05	-3.13	12,12,12,12	0
2	K	A	8011	1/1	0.99	0.06	-3.37	11,11,11,11	0
2	K	E	8016	1/1	0.98	0.07	-3.43	17,17,17,17	0
2	K	F	8010	1/1	0.99	0.07	-3.45	13,13,13,13	0
2	K	D	8012	1/1	0.99	0.07	-3.76	12,12,12,12	0
2	K	A	8019	1/1	1.00	0.04	-3.90	14,14,14,14	0
2	K	G	8008	1/1	1.00	0.07	-3.91	10,10,10,10	0
2	K	B	8005	1/1	1.00	0.03	-4.05	11,11,11,11	0
2	K	H	8020	1/1	1.00	0.05	-4.12	14,14,14,14	0
2	K	G	8013	1/1	0.99	0.05	-4.18	12,12,12,12	0

6.5 Other polymers [i](#)

There are no such residues in this entry.