



# Full wwPDB X-ray Structure Validation Report ⓘ

Feb 1, 2016 – 05:04 AM GMT

PDB ID : 2P88  
Title : Crystal structure of N-succinyl Arg/Lys racemase from Bacillus cereus ATCC 14579  
Authors : Fedorov, A.A.; Song, L.; Fedorov, E.V.; Gerlt, J.A.; Almo, S.C.  
Deposited on : 2007-03-22  
Resolution : 2.40 Å(reported)

This is a Full wwPDB X-ray Structure Validation Report for a publicly released PDB entry.  
We welcome your comments at [validation@mail.wwpdb.org](mailto:validation@mail.wwpdb.org)  
A user guide is available at  
<http://wwpdb.org/validation/2016/XrayValidationReportHelp>  
with specific help available everywhere you see the ⓘ symbol.

---

The following versions of software and data (see [references ⓘ](#)) were used in the production of this report:

MolProbity : 4.02b-467  
Mogul : 1.7 (RC4), CSD as536be (2015)  
Xtriage (Phenix) : 1.9-1692  
EDS : rb-20026688  
Percentile statistics : 20151230.v01 (using entries in the PDB archive December 30th 2015)  
Refmac : 5.8.0135  
CCP4 : 6.5.0  
Ideal geometry (proteins) : Engh & Huber (2001)  
Ideal geometry (DNA, RNA) : Parkinson et al. (1996)  
Validation Pipeline (wwPDB-VP) : trunk26865

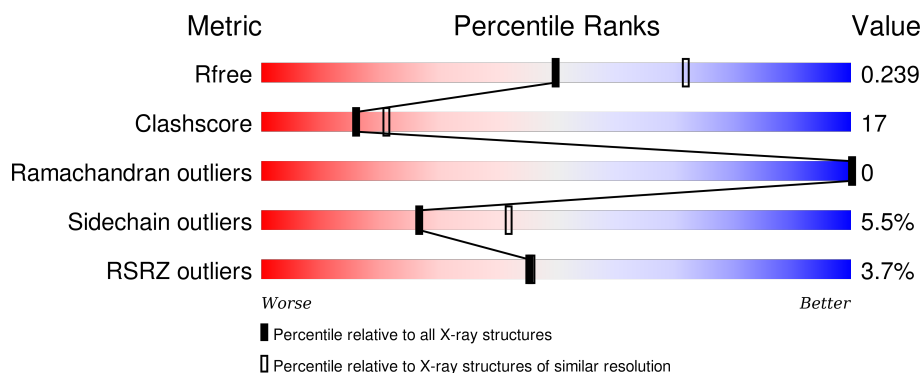
# 1 Overall quality at a glance

The following experimental techniques were used to determine the structure:

## *X-RAY DIFFRACTION*

The reported resolution of this entry is 2.40 Å.

Percentile scores (ranging between 0-100) for global validation metrics of the entry are shown in the following graphic. The table shows the number of entries on which the scores are based.



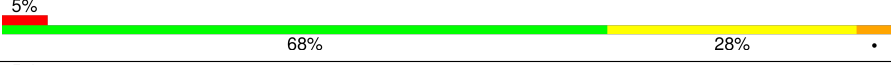


Metric	Whole archive (#Entries)	Similar resolution (#Entries, resolution range(Å))
$R_{free}$	91344	2919 (2.40-2.40)
Clashscore	102246	3407 (2.40-2.40)
Ramachandran outliers	100387	3351 (2.40-2.40)
Sidechain outliers	100360	3352 (2.40-2.40)
RSRZ outliers	91569	2928 (2.40-2.40)

The table below summarises the geometric issues observed across the polymeric chains and their fit to the electron density. The red, orange, yellow and green segments on the lower bar indicate the fraction of residues that contain outliers for  $\geq 3$ , 2, 1 and 0 types of geometric quality criteria. A grey segment represents the fraction of residues that are not modelled. The numeric value for each fraction is indicated below the corresponding segment, with a dot representing fractions  $\leq 5\%$ . The upper red bar (where present) indicates the fraction of residues that have poor fit to the electron density. The numeric value is given above the bar.

Mol	Chain	Length	Quality of chain
1	A	369	<div> <div>2%</div> <div>69%</div> <div>27%</div> <div>.</div> </div>
1	B	369	<div> <div>%</div> <div>68%</div> <div>27%</div> <div>.</div> </div>
1	C	369	<div> <div>%</div> <div>70%</div> <div>27%</div> <div>.</div> </div>
1	D	369	<div> <div>%</div> <div>70%</div> <div>27%</div> <div>.</div> </div>
1	E	369	<div> <div>8%</div> <div>68%</div> <div>28%</div> <div>.</div> </div>

*Continued on next page...*

*Continued from previous page...*

Mol	Chain	Length	Quality of chain
1	F	369	
1	G	369	
1	H	369	

The following table lists non-polymeric compounds, carbohydrate monomers and non-standard residues in protein, DNA, RNA chains that are outliers for geometric or electron-density-fit criteria:

Mol	Type	Chain	Res	Chirality	Geometry	Clashes	Electron density
2	MG	C	501	-	-	-	X
2	MG	F	501	-	-	-	X

## 2 Entry composition

There are 3 unique types of molecules in this entry. The entry contains 23320 atoms, of which 0 are hydrogens and 0 are deuteriums.

In the tables below, the ZeroOcc column contains the number of atoms modelled with zero occupancy, the AltConf column contains the number of residues with at least one atom in alternate conformation and the Trace column contains the number of residues modelled with at most 2 atoms.

- Molecule 1 is a protein called Mandelate racemase/muconate lactonizing enzyme family protein.

Mol	Chain	Residues	Atoms					ZeroOcc	AltConf	Trace
1	A	369	Total	C	N	O	S	0	0	0
			2871	1818	488	546	19			
1	B	369	Total	C	N	O	S	0	0	0
			2871	1818	488	546	19			
1	C	369	Total	C	N	O	S	0	0	0
			2871	1818	488	546	19			
1	D	369	Total	C	N	O	S	0	0	0
			2871	1818	488	546	19			
1	E	369	Total	C	N	O	S	0	0	0
			2871	1818	488	546	19			
1	F	369	Total	C	N	O	S	0	0	0
			2871	1818	488	546	19			
1	G	369	Total	C	N	O	S	0	0	0
			2871	1818	488	546	19			
1	H	369	Total	C	N	O	S	0	0	0
			2871	1818	488	546	19			

- Molecule 2 is MAGNESIUM ION (three-letter code: MG) (formula: Mg).

Mol	Chain	Residues	Atoms		ZeroOcc	AltConf
2	G	1	Total	Mg	0	0
			1	1		
2	D	1	Total	Mg	0	0
			1	1		
2	E	1	Total	Mg	0	0
			1	1		
2	H	1	Total	Mg	0	0
			1	1		
2	B	1	Total	Mg	0	0
			1	1		
2	C	1	Total	Mg	0	0
			1	1		

*Continued on next page...*

*Continued from previous page...*

Mol	Chain	Residues	Atoms		ZeroOcc	AltConf
2	A	1	Total 1	Mg 1	0	0
2	F	1	Total 1	Mg 1	0	0

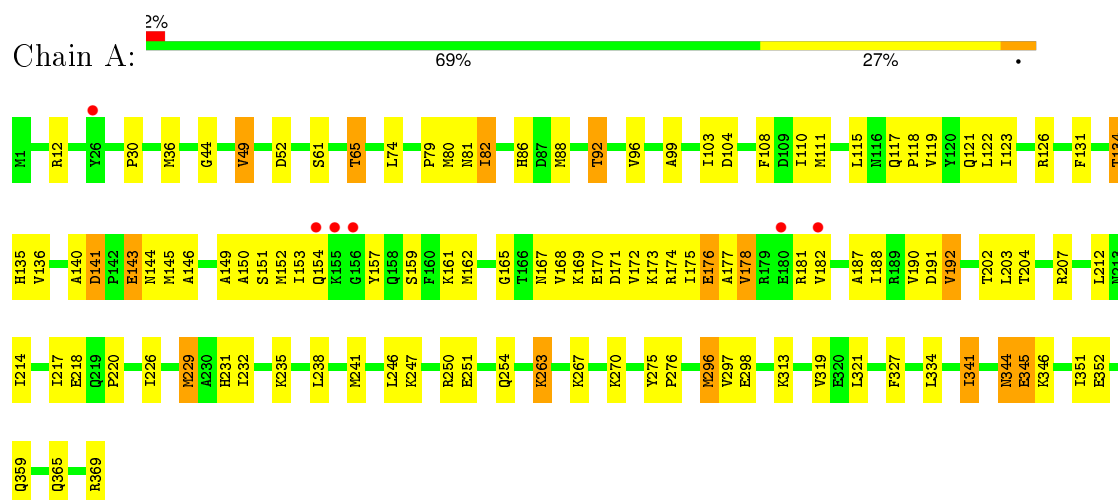
- Molecule 3 is water.

Mol	Chain	Residues	Atoms		ZeroOcc	AltConf
3	A	32	Total 32	O 32	0	0
3	B	38	Total 38	O 38	0	0
3	C	48	Total 48	O 48	0	0
3	D	40	Total 40	O 40	0	0
3	E	37	Total 37	O 37	0	0
3	F	52	Total 52	O 52	0	0
3	G	51	Total 51	O 51	0	0
3	H	46	Total 46	O 46	0	0

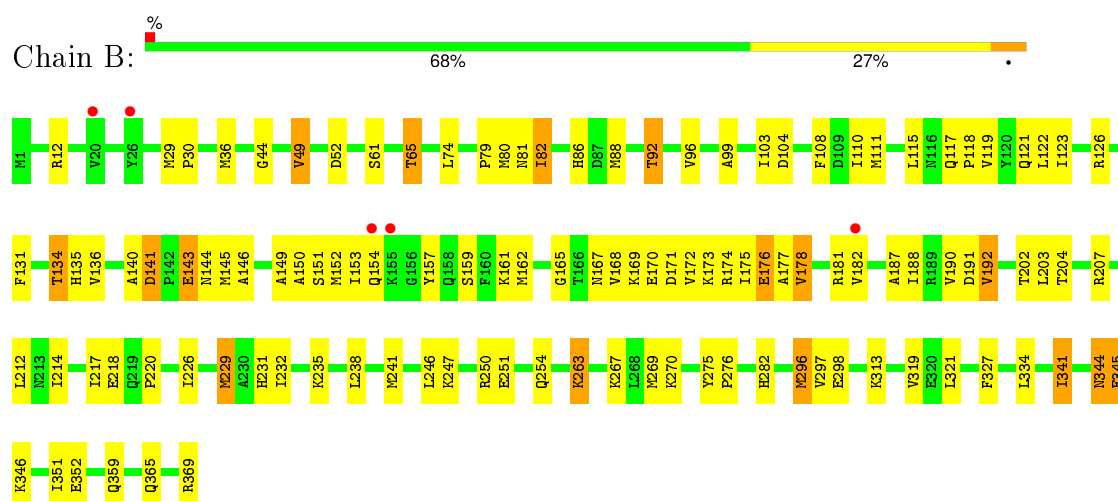
### 3 Residue-property plots

These plots are drawn for all protein, RNA and DNA chains in the entry. The first graphic for a chain summarises the proportions of errors displayed in the second graphic. The second graphic shows the sequence view annotated by issues in geometry and electron density. Residues are color-coded according to the number of geometric quality criteria for which they contain at least one outlier: green = 0, yellow = 1, orange = 2 and red = 3 or more. A red dot above a residue indicates a poor fit to the electron density ( $\text{RSRZ} > 2$ ). Stretches of 2 or more consecutive residues without any outlier are shown as a green connector. Residues present in the sample, but not in the model, are shown in grey.

- Molecule 1: Mandelate racemase/muconate lactonizing enzyme family protein

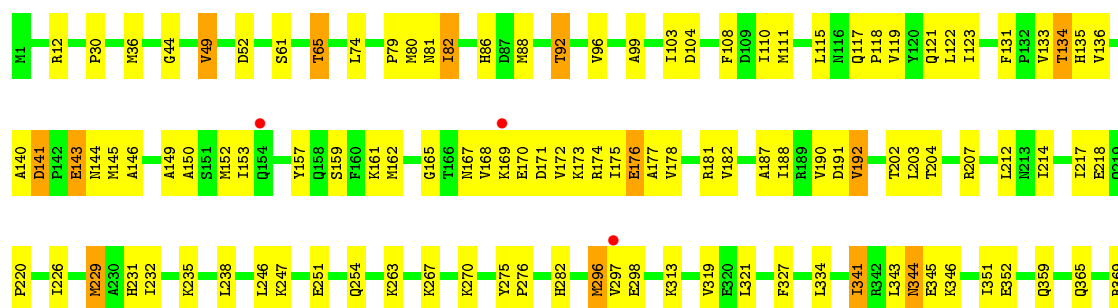


- Molecule 1: Mandelate racemase/muconate lactonizing enzyme family protein

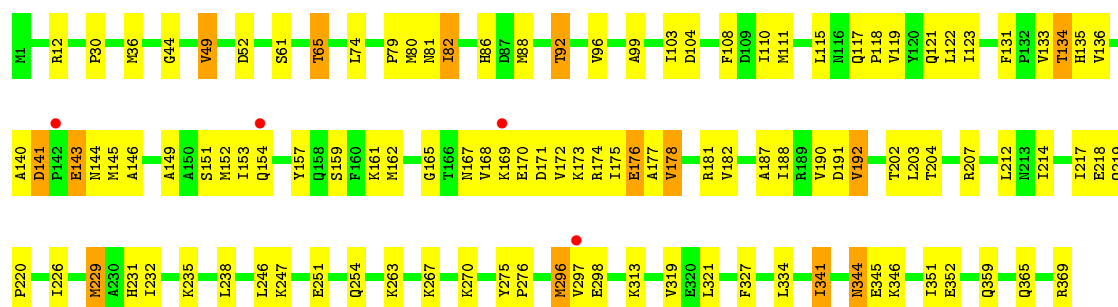


- Molecule 1: Mandelate racemase/muconate lactonizing enzyme family protein

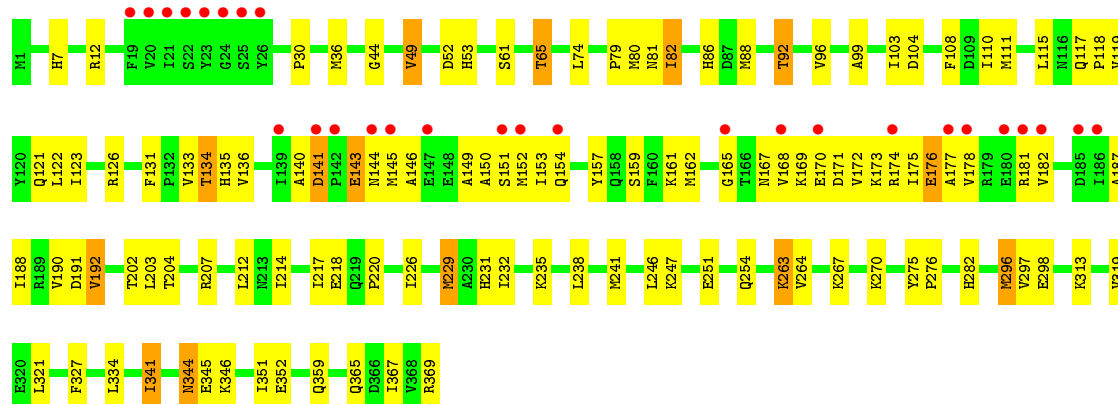




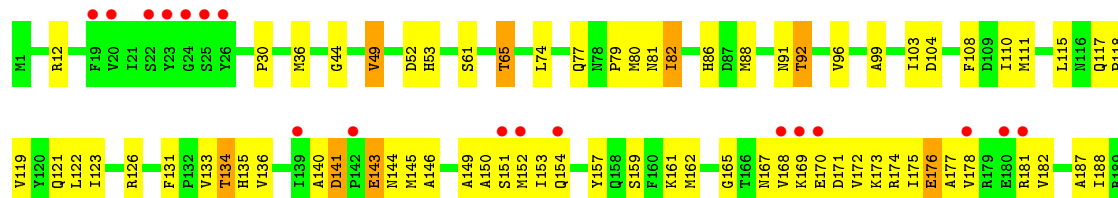
- Molecule 1: Mandelate racemase/muconate lactonizing enzyme family protein

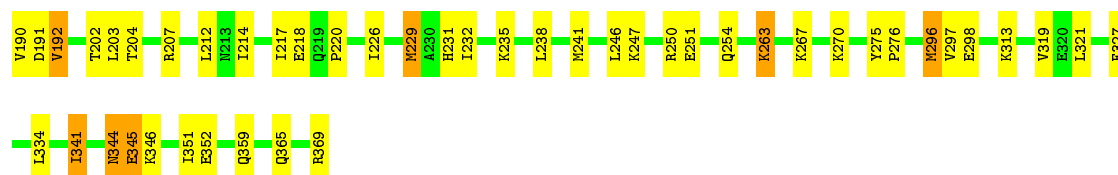


- Molecule 1: Mandelate racemase/muconate lactonizing enzyme family protein

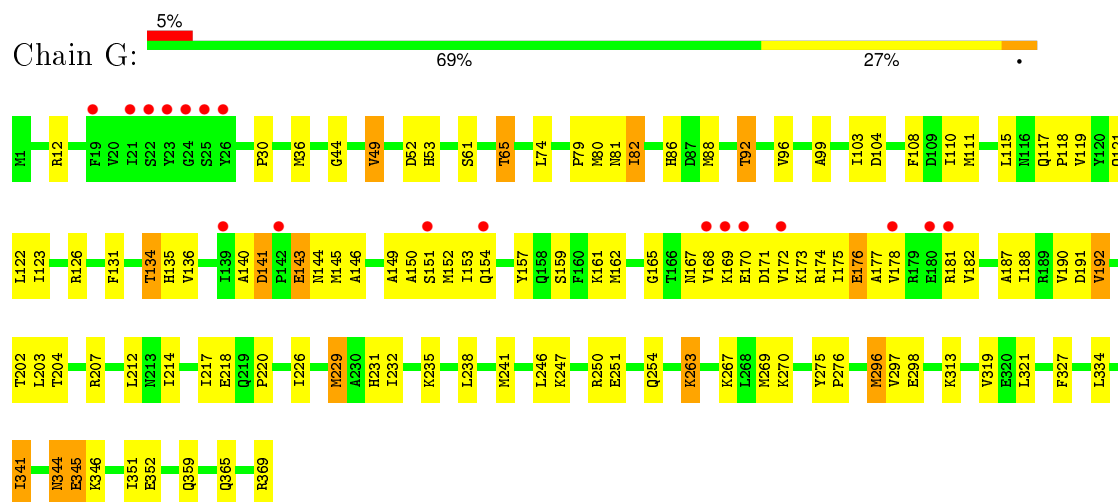


- Molecule 1: Mandelate racemase/muconate lactonizing enzyme family protein

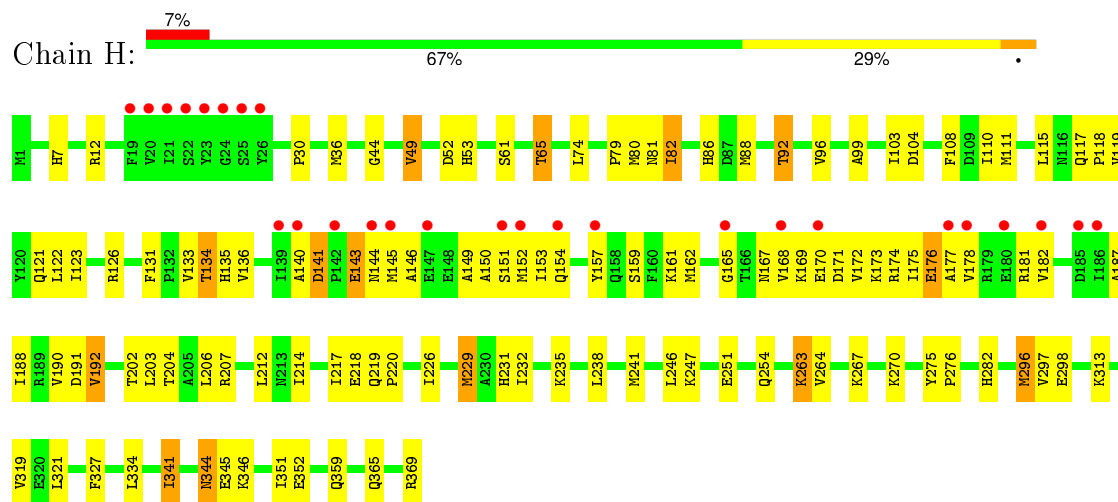




- Molecule 1: Mandelate racemase/muconate lactonizing enzyme family protein



- Molecule 1: Mandelate racemase/muconate lactonizing enzyme family protein





## 4 Data and refinement statistics

Property	Value	Source
Space group	P 1 21 1	Depositor
Cell constants a, b, c, $\alpha$ , $\beta$ , $\gamma$	135.95Å 94.61Å 135.96Å 90.00° 90.16° 90.00°	Depositor
Resolution (Å)	24.42 – 2.40 39.17 – 2.40	Depositor EDS
% Data completeness (in resolution range)	91.2 (24.42-2.40) 91.0 (39.17-2.40)	Depositor EDS
$R_{merge}$	0.08	Depositor
$R_{sym}$	(Not available)	Depositor
$\langle I/\sigma(I) \rangle$ <sup>1</sup>	3.34 (at 2.39Å)	Xtriage
Refinement program	CNS 1.1	Depositor
R, $R_{free}$	0.221 , 0.239 0.220 , 0.239	Depositor DCC
$R_{free}$ test set	6191 reflections (5.03%)	DCC
Wilson B-factor (Å <sup>2</sup> )	32.5	Xtriage
Anisotropy	0.509	Xtriage
Bulk solvent $k_{sol}$ (e/Å <sup>3</sup> ), $B_{sol}$ (Å <sup>2</sup> )	0.32 , 12.8	EDS
Estimated twinning fraction	0.073 for l,k,-h 0.074 for h,-k,-l 0.487 for l,-k,h	Xtriage
L-test for twinning <sup>2</sup>	$\langle  L  \rangle = 0.49$ , $\langle L^2 \rangle = 0.32$	Xtriage
Outliers	2 of 125593 reflections (0.002%)	Xtriage
$F_o, F_c$ correlation	0.93	EDS
Total number of atoms	23320	wwPDB-VP
Average B, all atoms (Å <sup>2</sup> )	39.0	wwPDB-VP

Xtriage's analysis on translational NCS is as follows: *The analyses of the Patterson function reveals a significant off-origin peak that is 38.59 % of the origin peak, indicating pseudo translational symmetry. The chance of finding a peak of this or larger height randomly in a structure without pseudo translational symmetry is equal to 3.6040e-04. The detected translational NCS is most likely also responsible for the elevated intensity ratio.*

<sup>1</sup> Intensities estimated from amplitudes.

<sup>2</sup> Theoretical values of  $\langle |L| \rangle$ ,  $\langle L^2 \rangle$  for acentric reflections are 0.5, 0.375 respectively for untwinned datasets, and 0.333, 0.2 for perfectly twinned datasets.

## 5 Model quality

### 5.1 Standard geometry

Bond lengths and bond angles in the following residue types are not validated in this section: MG

The Z score for a bond length (or angle) is the number of standard deviations the observed value is removed from the expected value. A bond length (or angle) with  $|Z| > 5$  is considered an outlier worth inspection. RMSZ is the root-mean-square of all Z scores of the bond lengths (or angles).

Mol	Chain	Bond lengths		Bond angles	
		RMSZ	# Z  >5	RMSZ	# Z  >5
1	A	0.38	0/2923	0.62	1/3951 (0.0%)
1	B	0.38	0/2923	0.62	1/3951 (0.0%)
1	C	0.38	0/2923	0.63	1/3951 (0.0%)
1	D	0.38	0/2923	0.62	1/3951 (0.0%)
1	E	0.39	0/2923	0.63	1/3951 (0.0%)
1	F	0.39	0/2923	0.63	1/3951 (0.0%)
1	G	0.39	0/2923	0.63	1/3951 (0.0%)
1	H	0.39	0/2923	0.63	1/3951 (0.0%)
All	All	0.38	0/23384	0.63	8/31608 (0.0%)

There are no bond length outliers.

All (8) bond angle outliers are listed below:

Mol	Chain	Res	Type	Atoms	Z	Observed(°)	Ideal(°)
1	D	296	MET	N-CA-C	-5.25	96.83	111.00
1	C	296	MET	N-CA-C	-5.21	96.93	111.00
1	G	296	MET	N-CA-C	-5.15	97.08	111.00
1	B	296	MET	N-CA-C	-5.15	97.09	111.00
1	A	296	MET	N-CA-C	-5.13	97.14	111.00
1	F	296	MET	N-CA-C	-5.09	97.27	111.00
1	E	296	MET	N-CA-C	-5.04	97.39	111.00
1	H	296	MET	N-CA-C	-5.01	97.46	111.00

There are no chirality outliers.

There are no planarity outliers.

## 5.2 Too-close contacts ⓘ

In the following table, the Non-H and H(model) columns list the number of non-hydrogen atoms and hydrogen atoms in the chain respectively. The H(added) column lists the number of hydrogen atoms added and optimized by MolProbity. The Clashes column lists the number of clashes within the asymmetric unit, whereas Symm-Clashes lists symmetry related clashes.

Mol	Chain	Non-H	H(model)	H(added)	Clashes	Symm-Clashes
1	A	2871	0	2899	95	0
1	B	2871	0	2899	101	0
1	C	2871	0	2899	92	0
1	D	2871	0	2899	94	0
1	E	2871	0	2899	102	0
1	F	2871	0	2899	100	0
1	G	2871	0	2899	102	0
1	H	2871	0	2899	100	0
2	A	1	0	0	0	0
2	B	1	0	0	0	0
2	C	1	0	0	0	0
2	D	1	0	0	0	0
2	E	1	0	0	0	0
2	F	1	0	0	0	0
2	G	1	0	0	0	0
2	H	1	0	0	0	0
3	A	32	0	0	3	0
3	B	38	0	0	5	0
3	C	48	0	0	3	0
3	D	40	0	0	5	0
3	E	37	0	0	4	0
3	F	52	0	0	5	0
3	G	51	0	0	5	0
3	H	46	0	0	2	0
All	All	23320	0	23192	778	0

The all-atom clashscore is defined as the number of clashes found per 1000 atoms (including hydrogen atoms). The all-atom clashscore for this structure is 17.

All (778) close contacts within the same asymmetric unit are listed below, sorted by their clash magnitude.

Atom-1	Atom-2	Interatomic distance (Å)	Clash overlap (Å)
1:F:49:VAL:HG11	1:F:298:GLU:HG2	1.23	1.19
1:C:49:VAL:HG11	1:C:298:GLU:HG2	1.24	1.17
1:A:49:VAL:HG11	1:A:298:GLU:HG2	1.23	1.16

*Continued on next page...*

*Continued from previous page...*

Atom-1	Atom-2	Interatomic distance (Å)	Clash overlap (Å)
1:E:49:VAL:HG11	1:E:298:GLU:HG2	1.25	1.16
1:D:49:VAL:HG11	1:D:298:GLU:HG2	1.23	1.15
1:B:49:VAL:HG11	1:B:298:GLU:HG2	1.24	1.14
1:G:49:VAL:HG11	1:G:298:GLU:HG2	1.24	1.14
1:H:49:VAL:HG11	1:H:298:GLU:HG2	1.25	1.14
1:G:141:ASP:HB2	1:G:144:ASN:HD22	1.21	1.06
1:H:141:ASP:HB2	1:H:144:ASN:HD22	1.21	1.06
1:A:141:ASP:HB2	1:A:144:ASN:HD22	1.21	1.06
1:B:167:ASN:HD22	1:B:170:GLU:HG3	1.20	1.05
1:B:141:ASP:HB2	1:B:144:ASN:HD22	1.21	1.05
1:G:167:ASN:HD22	1:G:170:GLU:HG3	1.20	1.04
1:H:167:ASN:HD22	1:H:170:GLU:HG3	1.20	1.04
1:C:141:ASP:HB2	1:C:144:ASN:HD22	1.21	1.04
1:D:167:ASN:HD22	1:D:170:GLU:HG3	1.20	1.03
1:F:167:ASN:HD22	1:F:170:GLU:HG3	1.20	1.03
1:E:141:ASP:HB2	1:E:144:ASN:HD22	1.21	1.02
1:C:167:ASN:HD22	1:C:170:GLU:HG3	1.19	1.02
1:F:141:ASP:HB2	1:F:144:ASN:HD22	1.21	1.01
1:E:167:ASN:HD22	1:E:170:GLU:HG3	1.21	1.01
1:D:141:ASP:HB2	1:D:144:ASN:HD22	1.21	1.01
1:A:167:ASN:HD22	1:A:170:GLU:HG3	1.20	1.01
1:B:359:GLN:HE22	1:B:365:GLN:HE22	1.13	0.93
1:F:359:GLN:HE22	1:F:365:GLN:HE22	1.15	0.91
1:C:359:GLN:HE22	1:C:365:GLN:HE22	1.14	0.91
1:H:359:GLN:HE22	1:H:365:GLN:HE22	1.12	0.90
1:E:359:GLN:HE22	1:E:365:GLN:HE22	1.13	0.90
1:A:359:GLN:HE22	1:A:365:GLN:HE22	1.12	0.90
1:G:359:GLN:HE22	1:G:365:GLN:HE22	1.15	0.89
1:D:359:GLN:HE22	1:D:365:GLN:HE22	1.14	0.89
1:B:49:VAL:CG1	1:B:298:GLU:HG2	2.03	0.88
1:F:49:VAL:CG1	1:F:298:GLU:HG2	2.04	0.87
1:D:49:VAL:CG1	1:D:298:GLU:HG2	2.04	0.87
1:A:49:VAL:CG1	1:A:298:GLU:HG2	2.03	0.87
1:C:49:VAL:CG1	1:C:298:GLU:HG2	2.04	0.87
1:G:49:VAL:CG1	1:G:298:GLU:HG2	2.05	0.87
1:E:49:VAL:CG1	1:E:298:GLU:HG2	2.06	0.86
1:H:49:VAL:CG1	1:H:298:GLU:HG2	2.06	0.83
1:B:88:MET:O	1:B:92:THR:HG23	1.80	0.82
1:C:88:MET:O	1:C:92:THR:HG23	1.80	0.82
1:E:88:MET:O	1:E:92:THR:HG23	1.80	0.82
1:D:88:MET:O	1:D:92:THR:HG23	1.80	0.81

*Continued on next page...*

*Continued from previous page...*

Atom-1	Atom-2	Interatomic distance (Å)	Clash overlap (Å)
1:A:88:MET:O	1:A:92:THR:HG23	1.79	0.81
1:B:36:MET:HE1	1:B:79:PRO:HB3	1.63	0.81
1:G:36:MET:HE1	1:G:79:PRO:HB3	1.63	0.81
1:G:88:MET:O	1:G:92:THR:HG23	1.81	0.81
1:H:88:MET:O	1:H:92:THR:HG23	1.80	0.81
1:F:88:MET:O	1:F:92:THR:HG23	1.82	0.80
1:A:96:VAL:HG12	1:A:96:VAL:O	1.82	0.80
1:E:36:MET:HE1	1:E:79:PRO:HB3	1.64	0.80
1:B:96:VAL:HG12	1:B:96:VAL:O	1.83	0.79
1:E:61:SER:O	1:E:65:THR:HG23	1.82	0.79
1:F:36:MET:HE1	1:F:79:PRO:HB3	1.64	0.79
1:A:36:MET:HE1	1:A:79:PRO:HB3	1.63	0.79
1:C:36:MET:HE1	1:C:79:PRO:HB3	1.63	0.79
1:B:61:SER:O	1:B:65:THR:HG23	1.82	0.78
1:F:61:SER:O	1:F:65:THR:HG23	1.83	0.78
1:A:61:SER:O	1:A:65:THR:HG23	1.84	0.78
1:H:61:SER:O	1:H:65:THR:HG23	1.84	0.77
1:H:36:MET:HE1	1:H:79:PRO:HB3	1.64	0.77
1:H:96:VAL:O	1:H:96:VAL:HG12	1.85	0.76
1:A:344:ASN:ND2	1:A:346:LYS:H	1.83	0.76
1:D:61:SER:O	1:D:65:THR:HG23	1.86	0.76
1:C:61:SER:O	1:C:65:THR:HG23	1.85	0.76
1:C:344:ASN:ND2	1:C:346:LYS:H	1.84	0.76
1:F:96:VAL:HG12	1:F:96:VAL:O	1.86	0.75
1:G:344:ASN:C	1:G:344:ASN:HD22	1.89	0.75
1:D:96:VAL:O	1:D:96:VAL:HG12	1.86	0.75
1:G:96:VAL:HG12	1:G:96:VAL:O	1.86	0.75
1:G:61:SER:O	1:G:65:THR:HG23	1.86	0.75
1:B:344:ASN:ND2	1:B:346:LYS:H	1.85	0.74
1:F:344:ASN:C	1:F:344:ASN:HD22	1.91	0.74
1:F:344:ASN:ND2	1:F:346:LYS:H	1.86	0.74
1:H:344:ASN:HD22	1:H:344:ASN:C	1.91	0.74
1:B:344:ASN:C	1:B:344:ASN:HD22	1.91	0.74
1:D:36:MET:HE1	1:D:79:PRO:HB3	1.69	0.74
1:C:96:VAL:O	1:C:96:VAL:HG12	1.88	0.74
1:E:344:ASN:HD22	1:E:344:ASN:C	1.91	0.73
1:E:96:VAL:O	1:E:96:VAL:HG12	1.88	0.73
1:D:344:ASN:C	1:D:344:ASN:HD22	1.92	0.73
1:A:344:ASN:C	1:A:344:ASN:HD22	1.92	0.73
1:C:344:ASN:C	1:C:344:ASN:HD22	1.92	0.72
1:G:344:ASN:ND2	1:G:346:LYS:H	1.86	0.72

*Continued on next page...*

*Continued from previous page...*

Atom-1	Atom-2	Interatomic distance (Å)	Clash overlap (Å)
1:D:344:ASN:ND2	1:D:346:LYS:H	1.87	0.72
1:C:141:ASP:HB2	1:C:144:ASN:ND2	2.03	0.72
1:H:204:THR:O	1:H:207:ARG:HG2	1.89	0.72
1:E:344:ASN:ND2	1:E:346:LYS:H	1.88	0.71
1:H:344:ASN:ND2	1:H:346:LYS:H	1.88	0.71
1:E:204:THR:O	1:E:207:ARG:HG2	1.89	0.71
1:F:204:THR:O	1:F:207:ARG:HG2	1.91	0.70
1:G:204:THR:O	1:G:207:ARG:HG2	1.91	0.70
1:B:204:THR:O	1:B:207:ARG:HG2	1.91	0.70
1:H:226:ILE:HD12	1:H:254:GLN:NE2	2.07	0.70
1:B:141:ASP:HB2	1:B:144:ASN:ND2	2.03	0.69
1:D:141:ASP:HB2	1:D:144:ASN:ND2	2.03	0.69
1:G:141:ASP:HB2	1:G:144:ASN:ND2	2.03	0.69
1:H:149:ALA:O	1:H:153:ILE:HG12	1.93	0.69
1:E:141:ASP:HB2	1:E:144:ASN:ND2	2.03	0.69
1:B:117:GLN:HG2	1:B:121:GLN:HG2	1.75	0.69
1:D:86:HIS:HD2	3:D:503:HOH:O	1.75	0.68
1:E:135:HIS:CD2	1:E:152:MET:HG3	2.29	0.68
1:H:135:HIS:CD2	1:H:152:MET:HG3	2.28	0.68
1:A:141:ASP:HB2	1:A:144:ASN:ND2	2.02	0.68
1:G:135:HIS:CD2	1:G:152:MET:HG3	2.29	0.68
1:D:204:THR:O	1:D:207:ARG:HG2	1.93	0.68
1:A:204:THR:O	1:A:207:ARG:HG2	1.92	0.68
1:E:149:ALA:O	1:E:153:ILE:HG12	1.93	0.68
1:F:135:HIS:CD2	1:F:152:MET:HG3	2.29	0.68
1:C:204:THR:O	1:C:207:ARG:HG2	1.93	0.67
1:G:117:GLN:HG2	1:G:121:GLN:HG2	1.76	0.67
1:E:117:GLN:HG2	1:E:121:GLN:HG2	1.77	0.67
1:F:149:ALA:O	1:F:153:ILE:HG12	1.95	0.67
1:G:149:ALA:O	1:G:153:ILE:HG12	1.95	0.67
1:A:149:ALA:O	1:A:153:ILE:HG12	1.94	0.67
1:B:149:ALA:O	1:B:153:ILE:HG12	1.95	0.67
1:A:117:GLN:HG2	1:A:121:GLN:HG2	1.76	0.66
1:H:141:ASP:HB2	1:H:144:ASN:ND2	2.03	0.66
1:D:49:VAL:HG11	1:D:298:GLU:CG	2.15	0.66
1:D:226:ILE:HD12	1:D:254:GLN:NE2	2.11	0.66
1:C:149:ALA:O	1:C:153:ILE:HG12	1.96	0.66
1:D:86:HIS:HE1	1:D:104:ASP:OD1	1.79	0.66
1:A:135:HIS:CD2	1:A:152:MET:HG3	2.31	0.66
1:C:86:HIS:HD2	3:C:507:HOH:O	1.79	0.66
1:D:117:GLN:HG2	1:D:121:GLN:HG2	1.78	0.66

*Continued on next page...*

*Continued from previous page...*

Atom-1	Atom-2	Interatomic distance (Å)	Clash overlap (Å)
1:H:117:GLN:HG2	1:H:121:GLN:HG2	1.76	0.66
1:F:86:HIS:HE1	1:F:104:ASP:OD1	1.78	0.65
1:F:117:GLN:HG2	1:F:121:GLN:HG2	1.76	0.65
1:G:86:HIS:HE1	1:G:104:ASP:OD1	1.78	0.65
1:A:49:VAL:HG11	1:A:298:GLU:CG	2.15	0.65
1:B:359:GLN:HE22	1:B:365:GLN:NE2	1.92	0.65
1:A:226:ILE:HD12	1:A:254:GLN:NE2	2.12	0.65
1:G:96:VAL:CG1	1:G:99:ALA:HB3	2.26	0.65
1:E:226:ILE:HD12	1:E:254:GLN:NE2	2.11	0.65
1:H:86:HIS:HE1	1:H:104:ASP:OD1	1.80	0.65
1:F:226:ILE:HD12	1:F:254:GLN:NE2	2.11	0.65
1:D:149:ALA:O	1:D:153:ILE:HG12	1.97	0.65
1:B:135:HIS:CD2	1:B:152:MET:HG3	2.31	0.65
1:B:226:ILE:HD12	1:B:254:GLN:NE2	2.11	0.65
1:G:226:ILE:HD12	1:G:254:GLN:NE2	2.11	0.65
1:F:359:GLN:HE22	1:F:365:GLN:NE2	1.92	0.64
1:B:96:VAL:CG1	1:B:99:ALA:HB3	2.27	0.64
1:F:96:VAL:CG1	1:F:99:ALA:HB3	2.27	0.64
1:F:141:ASP:HB2	1:F:144:ASN:ND2	2.03	0.64
1:C:96:VAL:CG1	1:C:99:ALA:HB3	2.28	0.64
1:C:86:HIS:HE1	1:C:104:ASP:OD1	1.80	0.64
1:C:226:ILE:HD12	1:C:254:GLN:NE2	2.13	0.64
1:D:96:VAL:CG1	1:D:99:ALA:HB3	2.28	0.63
1:H:359:GLN:HE22	1:H:365:GLN:NE2	1.91	0.63
1:E:86:HIS:HE1	1:E:104:ASP:OD1	1.80	0.63
1:C:117:GLN:HG2	1:C:121:GLN:HG2	1.78	0.63
1:C:161:LYS:HE3	1:C:191:ASP:HB2	1.81	0.63
1:G:359:GLN:HE22	1:G:365:GLN:NE2	1.93	0.63
1:A:96:VAL:CG1	1:A:99:ALA:HB3	2.28	0.63
1:E:96:VAL:CG1	1:E:99:ALA:HB3	2.28	0.63
1:A:86:HIS:HE1	1:A:104:ASP:OD1	1.81	0.63
1:H:96:VAL:CG1	1:H:99:ALA:HB3	2.29	0.62
1:F:161:LYS:HE3	1:F:191:ASP:HB2	1.82	0.62
1:G:202:THR:HG21	1:G:232:ILE:HD13	1.81	0.62
1:B:74:LEU:CD1	1:B:103:ILE:HD13	2.30	0.62
1:D:161:LYS:HE3	1:D:191:ASP:HB2	1.80	0.62
3:B:517:HOH:O	1:G:53:HIS:HD2	1.83	0.62
1:H:161:LYS:HE3	1:H:191:ASP:HB2	1.82	0.62
1:D:135:HIS:CD2	1:D:152:MET:HG3	2.35	0.62
1:B:86:HIS:HE1	1:B:104:ASP:OD1	1.81	0.62
1:C:135:HIS:CD2	1:C:152:MET:HG3	2.35	0.61

*Continued on next page...*

*Continued from previous page...*

Atom-1	Atom-2	Interatomic distance (Å)	Clash overlap (Å)
1:D:319:VAL:HG22	1:D:321:LEU:HD12	1.82	0.61
1:G:297:VAL:HG12	1:G:327:PHE:CZ	2.36	0.61
1:A:359:GLN:HE22	1:A:365:GLN:NE2	1.91	0.61
1:A:161:LYS:HE3	1:A:191:ASP:HB2	1.82	0.61
1:E:140:ALA:HB3	1:E:145:MET:HG3	1.82	0.61
1:B:161:LYS:HE3	1:B:191:ASP:HB2	1.82	0.61
1:A:96:VAL:CG1	1:A:96:VAL:O	2.48	0.61
1:H:140:ALA:HB3	1:H:145:MET:HG3	1.82	0.61
1:E:359:GLN:HE22	1:E:365:GLN:NE2	1.92	0.61
1:B:96:VAL:CG1	1:B:96:VAL:O	2.48	0.61
1:F:178:VAL:O	1:F:182:VAL:HG22	2.01	0.61
1:F:202:THR:HG21	1:F:232:ILE:HD13	1.82	0.61
1:G:161:LYS:HE3	1:G:191:ASP:HB2	1.81	0.61
1:C:297:VAL:HG12	1:C:327:PHE:CZ	2.36	0.61
1:B:319:VAL:HG22	1:B:321:LEU:HD12	1.83	0.61
1:D:297:VAL:HG12	1:D:327:PHE:CZ	2.36	0.61
1:F:297:VAL:HG12	1:F:327:PHE:CZ	2.36	0.61
1:C:359:GLN:HE22	1:C:365:GLN:NE2	1.94	0.60
1:G:140:ALA:HB3	1:G:145:MET:HG3	1.83	0.60
1:C:178:VAL:O	1:C:182:VAL:HG22	2.01	0.60
1:D:74:LEU:CD1	1:D:103:ILE:HD13	2.32	0.60
1:E:74:LEU:CD1	1:E:103:ILE:HD13	2.32	0.60
1:A:74:LEU:CD1	1:A:103:ILE:HD13	2.30	0.60
1:A:319:VAL:HG22	1:A:321:LEU:HD12	1.82	0.60
1:B:49:VAL:HG11	1:B:298:GLU:CG	2.16	0.60
1:A:178:VAL:O	1:A:182:VAL:HG22	2.02	0.60
1:G:178:VAL:O	1:G:182:VAL:HG22	2.01	0.60
1:H:202:THR:HG21	1:H:232:ILE:HD13	1.83	0.60
1:A:359:GLN:NE2	1:A:365:GLN:HE22	1.94	0.60
1:B:297:VAL:HG12	1:B:327:PHE:CZ	2.36	0.60
1:E:202:THR:HG21	1:E:232:ILE:HD13	1.83	0.60
1:E:319:VAL:HG22	1:E:321:LEU:HD12	1.84	0.60
1:E:161:LYS:HE3	1:E:191:ASP:HB2	1.83	0.60
1:F:74:LEU:CD1	1:F:103:ILE:HD13	2.32	0.60
1:F:140:ALA:HB3	1:F:145:MET:HG3	1.83	0.60
1:E:165:GLY:H	1:E:171:ASP:CG	2.05	0.60
1:A:297:VAL:HG12	1:A:327:PHE:CZ	2.37	0.60
1:H:165:GLY:H	1:H:171:ASP:CG	2.05	0.59
1:D:178:VAL:O	1:D:182:VAL:HG22	2.02	0.59
1:C:319:VAL:HG22	1:C:321:LEU:HD12	1.83	0.59
1:H:74:LEU:CD1	1:H:103:ILE:HD13	2.32	0.59

*Continued on next page...*



*Continued from previous page...*

Atom-1	Atom-2	Interatomic distance (Å)	Clash overlap (Å)
1:A:140:ALA:HB3	1:A:145:MET:HG3	1.84	0.59
1:G:275:TYR:HB3	1:G:276:PRO:HD3	1.84	0.59
1:H:359:GLN:NE2	1:H:365:GLN:HE22	1.94	0.59
1:E:178:VAL:O	1:E:182:VAL:HG22	2.02	0.59
1:G:49:VAL:HG11	1:G:298:GLU:CG	2.16	0.59
1:H:36:MET:HE2	1:H:110:ILE:HD12	1.84	0.59
1:D:36:MET:HE2	1:D:110:ILE:HD12	1.84	0.59
1:H:297:VAL:HG12	1:H:327:PHE:CZ	2.38	0.59
1:G:74:LEU:CD1	1:G:103:ILE:HD13	2.33	0.59
1:C:246:LEU:HA	1:C:251:GLU:HG3	1.85	0.59
1:B:178:VAL:O	1:B:182:VAL:HG22	2.03	0.59
1:B:140:ALA:HB3	1:B:145:MET:HG3	1.85	0.58
1:C:202:THR:HG21	1:C:232:ILE:HD13	1.85	0.58
1:E:297:VAL:HG12	1:E:327:PHE:CZ	2.38	0.58
1:C:74:LEU:CD1	1:C:103:ILE:HD13	2.33	0.58
1:H:146:ALA:O	1:H:181:ARG:HG2	2.02	0.58
1:H:178:VAL:O	1:H:182:VAL:HG22	2.03	0.58
1:F:275:TYR:HB3	1:F:276:PRO:HD3	1.84	0.58
1:F:165:GLY:H	1:F:171:ASP:CG	2.07	0.58
1:H:319:VAL:HG22	1:H:321:LEU:HD12	1.84	0.58
1:H:246:LEU:HA	1:H:251:GLU:HG3	1.86	0.58
1:C:275:TYR:HB3	1:C:276:PRO:HD3	1.84	0.58
1:F:131:PHE:HB2	1:F:341:ILE:CD1	2.34	0.58
1:F:131:PHE:O	1:F:341:ILE:HD12	2.03	0.58
1:H:96:VAL:O	1:H:96:VAL:CG1	2.51	0.58
1:A:131:PHE:HB2	1:A:341:ILE:CD1	2.34	0.58
1:E:359:GLN:NE2	1:E:365:GLN:HE22	1.94	0.58
1:D:359:GLN:HE22	1:D:365:GLN:NE2	1.93	0.58
1:B:165:GLY:H	1:B:171:ASP:CG	2.07	0.58
1:G:131:PHE:HB2	1:G:341:ILE:CD1	2.33	0.58
1:A:165:GLY:H	1:A:171:ASP:CG	2.07	0.58
1:F:49:VAL:HG11	1:F:298:GLU:CG	2.16	0.58
1:E:36:MET:HE2	1:E:110:ILE:HD12	1.85	0.58
1:D:246:LEU:HA	1:D:251:GLU:HG3	1.86	0.57
1:G:319:VAL:HG22	1:G:321:LEU:HD12	1.85	0.57
1:A:246:LEU:HA	1:A:251:GLU:HG3	1.86	0.57
1:G:165:GLY:H	1:G:171:ASP:CG	2.07	0.57
1:F:319:VAL:HG22	1:F:321:LEU:HD12	1.85	0.57
1:B:246:LEU:HA	1:B:251:GLU:HG3	1.87	0.57
1:H:296:MET:O	1:H:298:GLU:HG3	2.04	0.57
1:E:275:TYR:HB3	1:E:276:PRO:HD3	1.85	0.57

*Continued on next page...*

*Continued from previous page...*

Atom-1	Atom-2	Interatomic distance (Å)	Clash overlap (Å)
1:E:131:PHE:HB2	1:E:341:ILE:CD1	2.34	0.57
1:B:359:GLN:NE2	1:B:365:GLN:HE22	1.94	0.57
1:E:146:ALA:O	1:E:181:ARG:HG2	2.03	0.57
1:D:202:THR:HG21	1:D:232:ILE:HD13	1.86	0.57
1:D:96:VAL:O	1:D:96:VAL:CG1	2.52	0.57
1:G:131:PHE:O	1:G:341:ILE:HD12	2.05	0.57
1:D:131:PHE:O	1:D:341:ILE:HD12	2.03	0.57
1:A:36:MET:HE2	1:A:110:ILE:HD12	1.87	0.57
1:F:96:VAL:CG1	1:F:96:VAL:O	2.52	0.57
1:F:36:MET:HE2	1:F:110:ILE:HD12	1.86	0.57
1:H:131:PHE:HB2	1:H:341:ILE:CD1	2.35	0.57
1:B:131:PHE:HB2	1:B:341:ILE:CD1	2.34	0.57
1:H:275:TYR:HB3	1:H:276:PRO:HD3	1.86	0.57
1:G:86:HIS:HD2	3:G:515:HOH:O	1.86	0.57
1:C:131:PHE:O	1:C:341:ILE:HD12	2.05	0.57
1:G:134:THR:HG23	3:G:504:HOH:O	2.04	0.57
1:D:140:ALA:HB3	1:D:145:MET:HG3	1.87	0.56
1:F:146:ALA:O	1:F:181:ARG:HG2	2.05	0.56
1:B:275:TYR:HB3	1:B:276:PRO:HD3	1.87	0.56
1:G:246:LEU:HA	1:G:251:GLU:HG3	1.88	0.56
1:D:81:ASN:HB3	3:D:507:HOH:O	2.05	0.56
1:A:275:TYR:HB3	1:A:276:PRO:HD3	1.87	0.56
1:F:246:LEU:HA	1:F:251:GLU:HG3	1.87	0.56
1:A:36:MET:CE	1:A:79:PRO:HB3	2.34	0.56
1:G:96:VAL:CG1	1:G:96:VAL:O	2.53	0.56
1:D:165:GLY:H	1:D:171:ASP:CG	2.09	0.56
1:G:126:ARG:H	1:H:81:ASN:ND2	2.04	0.56
1:D:82:ILE:HG13	1:D:108:PHE:CE1	2.40	0.56
1:E:296:MET:O	1:E:298:GLU:HG3	2.06	0.56
1:H:174:ARG:O	1:H:177:ALA:HB3	2.05	0.56
1:E:174:ARG:O	1:E:177:ALA:HB3	2.05	0.56
1:C:131:PHE:HB2	1:C:341:ILE:CD1	2.36	0.56
1:G:174:ARG:O	1:G:177:ALA:HB3	2.06	0.56
1:G:146:ALA:O	1:G:181:ARG:HG2	2.05	0.56
1:C:82:ILE:HG13	1:C:108:PHE:CE1	2.41	0.56
1:F:174:ARG:O	1:F:177:ALA:HB3	2.06	0.56
1:C:140:ALA:HB3	1:C:145:MET:HG3	1.88	0.56
1:B:231:HIS:CE1	1:B:235:LYS:HE2	2.41	0.56
1:E:246:LEU:HA	1:E:251:GLU:HG3	1.88	0.56
1:F:296:MET:O	1:F:298:GLU:HG3	2.06	0.55
1:H:36:MET:CE	1:H:79:PRO:HB3	2.36	0.55

*Continued on next page...*

*Continued from previous page...*

Atom-1	Atom-2	Interatomic distance (Å)	Clash overlap (Å)
1:D:275:TYR:HB3	1:D:276:PRO:HD3	1.88	0.55
1:B:74:LEU:HD11	1:B:103:ILE:HD13	1.89	0.55
1:E:119:VAL:HA	1:E:122:LEU:HD23	1.89	0.55
1:E:82:ILE:HG13	1:E:108:PHE:CE1	2.42	0.55
1:D:131:PHE:HB2	1:D:341:ILE:CD1	2.37	0.55
1:B:174:ARG:O	1:B:177:ALA:HB3	2.06	0.55
1:B:131:PHE:O	1:B:341:ILE:HD12	2.06	0.55
1:C:282:HIS:HE2	1:C:313:LYS:HE3	1.72	0.55
1:A:174:ARG:O	1:A:177:ALA:HB3	2.06	0.55
1:H:82:ILE:HG13	1:H:108:PHE:CE1	2.41	0.55
1:B:296:MET:O	1:B:298:GLU:HG3	2.06	0.55
1:E:96:VAL:CG1	1:E:96:VAL:O	2.53	0.55
1:A:296:MET:O	1:A:298:GLU:HG3	2.07	0.55
1:C:96:VAL:O	1:C:96:VAL:CG1	2.54	0.55
1:E:131:PHE:O	1:E:341:ILE:HD12	2.06	0.55
1:A:146:ALA:O	1:A:181:ARG:HG2	2.07	0.55
1:C:165:GLY:H	1:C:171:ASP:CG	2.08	0.55
1:A:119:VAL:HA	1:A:122:LEU:HD23	1.89	0.55
1:H:119:VAL:HA	1:H:122:LEU:HD23	1.88	0.55
1:A:117:GLN:HG3	1:A:118:PRO:HD2	1.89	0.55
1:B:282:HIS:HE2	1:B:313:LYS:HE3	1.70	0.55
1:G:117:GLN:HG3	1:G:118:PRO:HD2	1.88	0.55
1:D:74:LEU:HD11	1:D:103:ILE:HD13	1.89	0.55
1:H:131:PHE:O	1:H:341:ILE:HD12	2.07	0.55
1:E:162:MET:HE2	1:E:188:ILE:HG21	1.89	0.55
1:D:359:GLN:NE2	1:D:365:GLN:HE22	1.95	0.54
1:G:36:MET:CE	1:G:110:ILE:HD12	2.37	0.54
1:B:117:GLN:HG3	1:B:118:PRO:HD2	1.88	0.54
1:G:74:LEU:HD11	1:G:103:ILE:HD13	1.89	0.54
1:G:134:THR:CG2	3:G:504:HOH:O	2.54	0.54
1:E:81:ASN:ND2	1:F:126:ARG:H	2.04	0.54
1:H:117:GLN:CG	1:H:121:GLN:HG2	2.37	0.54
1:F:117:GLN:HG3	1:F:118:PRO:HD2	1.89	0.54
1:F:162:MET:HE2	1:F:188:ILE:HG21	1.90	0.54
1:B:202:THR:HG21	1:B:232:ILE:HD13	1.88	0.54
1:A:131:PHE:O	1:A:341:ILE:HD12	2.07	0.54
1:G:296:MET:O	1:G:298:GLU:HG3	2.07	0.54
1:B:36:MET:HE2	1:B:110:ILE:HD12	1.88	0.54
1:C:81:ASN:HB3	3:C:516:HOH:O	2.08	0.54
1:E:282:HIS:HE2	1:E:313:LYS:HE3	1.73	0.54
1:B:146:ALA:O	1:B:181:ARG:HG2	2.06	0.54

*Continued on next page...*

*Continued from previous page...*

Atom-1	Atom-2	Interatomic distance (Å)	Clash overlap (Å)
1:D:162:MET:HE2	1:D:188:ILE:HG21	1.90	0.54
1:H:36:MET:CE	1:H:110:ILE:HD12	2.38	0.54
1:E:36:MET:CE	1:E:110:ILE:HD12	2.38	0.54
1:B:82:ILE:HG13	1:B:108:PHE:CE1	2.43	0.54
1:B:36:MET:CE	1:B:79:PRO:HB3	2.35	0.54
1:F:117:GLN:CG	1:F:121:GLN:HG2	2.38	0.54
1:A:74:LEU:HD11	1:A:103:ILE:HD13	1.89	0.54
1:A:231:HIS:CE1	1:A:235:LYS:HE2	2.42	0.54
1:F:82:ILE:HG13	1:F:108:PHE:CE1	2.43	0.54
1:E:74:LEU:HD11	1:E:103:ILE:HD13	1.90	0.54
1:F:74:LEU:HD11	1:F:103:ILE:HD13	1.89	0.54
1:C:119:VAL:HA	1:C:122:LEU:HD23	1.90	0.54
1:A:202:THR:HG21	1:A:232:ILE:HD13	1.89	0.54
1:A:117:GLN:CG	1:A:121:GLN:HG2	2.38	0.53
1:C:191:ASP:HA	1:C:218:GLU:HB3	1.91	0.53
1:D:191:ASP:HA	1:D:218:GLU:HB3	1.90	0.53
1:H:191:ASP:HA	1:H:218:GLU:HB3	1.91	0.53
1:F:119:VAL:HA	1:F:122:LEU:HD23	1.90	0.53
1:B:119:VAL:HA	1:B:122:LEU:HD23	1.90	0.53
1:D:296:MET:O	1:D:298:GLU:HG3	2.08	0.53
1:F:131:PHE:HB2	1:F:341:ILE:HD13	1.91	0.53
1:A:82:ILE:HG13	1:A:108:PHE:CE1	2.43	0.53
1:G:231:HIS:CE1	1:G:235:LYS:HE2	2.43	0.53
1:C:296:MET:O	1:C:298:GLU:HG3	2.08	0.53
1:C:49:VAL:HG11	1:C:298:GLU:CG	2.16	0.53
1:F:36:MET:CE	1:F:110:ILE:HD12	2.38	0.53
1:B:117:GLN:CG	1:B:121:GLN:HG2	2.38	0.53
1:F:191:ASP:HA	1:F:218:GLU:HB3	1.91	0.53
1:H:319:VAL:HG22	1:H:321:LEU:CD1	2.38	0.53
1:G:359:GLN:NE2	1:G:365:GLN:HE22	1.96	0.53
1:G:96:VAL:HG13	1:G:99:ALA:HB3	1.89	0.53
1:B:319:VAL:HG22	1:B:321:LEU:CD1	2.38	0.53
1:A:319:VAL:HG22	1:A:321:LEU:CD1	2.39	0.53
1:C:162:MET:HE2	1:C:188:ILE:HG21	1.90	0.53
1:H:282:HIS:HE2	1:H:313:LYS:HE3	1.73	0.53
1:C:231:HIS:CE1	1:C:235:LYS:HE2	2.44	0.53
1:E:36:MET:CE	1:E:79:PRO:HB3	2.36	0.53
1:C:117:GLN:CG	1:C:121:GLN:HG2	2.39	0.53
1:F:231:HIS:CE1	1:F:235:LYS:HE2	2.44	0.53
1:C:74:LEU:HD11	1:C:103:ILE:HD13	1.89	0.53
1:D:119:VAL:HA	1:D:122:LEU:HD23	1.91	0.53

*Continued on next page...*

*Continued from previous page...*

Atom-1	Atom-2	Interatomic distance (Å)	Clash overlap (Å)
1:G:82:ILE:HG13	1:G:108:PHE:CE1	2.44	0.53
1:E:117:GLN:HG3	1:E:118:PRO:HD2	1.90	0.53
1:A:191:ASP:HA	1:A:218:GLU:HB3	1.91	0.53
1:E:319:VAL:HG22	1:E:321:LEU:CD1	2.38	0.53
1:H:136:VAL:HG22	3:H:521:HOH:O	2.07	0.53
1:E:117:GLN:CG	1:E:121:GLN:HG2	2.37	0.53
1:H:162:MET:HE2	1:H:188:ILE:HG21	1.91	0.53
1:G:119:VAL:HA	1:G:122:LEU:HD23	1.90	0.53
1:E:49:VAL:HG11	1:E:298:GLU:CG	2.17	0.52
1:D:36:MET:CE	1:D:79:PRO:HB3	2.37	0.52
1:H:117:GLN:HG3	1:H:118:PRO:HD2	1.91	0.52
1:F:134:THR:CG2	3:F:505:HOH:O	2.57	0.52
1:D:36:MET:CE	1:D:110:ILE:HD12	2.39	0.52
1:C:146:ALA:O	1:C:181:ARG:HG2	2.09	0.52
1:F:96:VAL:HG13	1:F:99:ALA:HB3	1.91	0.52
1:G:131:PHE:HB2	1:G:341:ILE:HD13	1.91	0.52
1:A:162:MET:HE2	1:A:188:ILE:HG21	1.92	0.52
1:C:176:GLU:HG3	1:C:212:LEU:HD11	1.91	0.52
1:H:344:ASN:ND2	1:H:344:ASN:C	2.62	0.52
1:D:117:GLN:CG	1:D:121:GLN:HG2	2.39	0.52
1:H:192:VAL:CG2	1:H:192:VAL:O	2.58	0.52
1:E:7:HIS:ND1	3:E:525:HOH:O	2.33	0.52
1:A:96:VAL:HG13	1:A:99:ALA:HB3	1.92	0.52
1:D:220:PRO:HD2	1:D:229:MET:CE	2.40	0.52
1:G:36:MET:HE2	1:G:110:ILE:HD12	1.91	0.52
1:E:80:MET:CE	1:E:111:MET:HA	2.40	0.52
1:D:319:VAL:HG22	1:D:321:LEU:CD1	2.38	0.52
1:C:174:ARG:O	1:C:177:ALA:HB3	2.09	0.52
1:B:191:ASP:HA	1:B:218:GLU:HB3	1.91	0.52
1:D:176:GLU:HG3	1:D:212:LEU:HD11	1.92	0.52
1:A:176:GLU:HG3	1:A:212:LEU:HD11	1.92	0.52
1:D:231:HIS:CE1	1:D:235:LYS:HE2	2.45	0.52
1:E:220:PRO:HD2	1:E:229:MET:CE	2.40	0.52
1:B:136:VAL:HG23	1:B:136:VAL:O	2.10	0.52
1:E:96:VAL:HG13	1:E:99:ALA:HB3	1.91	0.52
1:B:176:GLU:HG3	1:B:212:LEU:HD11	1.92	0.52
1:A:115:LEU:HD12	1:A:122:LEU:HD11	1.92	0.51
1:E:267:LYS:HB2	1:E:270:LYS:HE2	1.92	0.51
1:F:176:GLU:HG3	1:F:212:LEU:HD11	1.92	0.51
1:B:36:MET:CE	1:B:110:ILE:HD12	2.41	0.51
1:C:220:PRO:HD2	1:C:229:MET:CE	2.40	0.51

*Continued on next page...*

*Continued from previous page...*

Atom-1	Atom-2	Interatomic distance (Å)	Clash overlap (Å)
1:A:136:VAL:HG23	1:A:136:VAL:O	2.10	0.51
1:A:131:PHE:HB2	1:A:341:ILE:HD13	1.93	0.51
1:F:134:THR:HG23	3:F:505:HOH:O	2.10	0.51
1:G:162:MET:HE2	1:G:188:ILE:HG21	1.92	0.51
1:C:36:MET:CE	1:C:110:ILE:HD12	2.41	0.51
1:H:96:VAL:HG13	1:H:99:ALA:HB3	1.93	0.51
1:B:162:MET:HE2	1:B:188:ILE:HG21	1.93	0.51
1:H:131:PHE:HB2	1:H:341:ILE:HD13	1.93	0.51
1:A:344:ASN:C	1:A:344:ASN:ND2	2.63	0.51
1:G:117:GLN:CG	1:G:121:GLN:HG2	2.39	0.51
1:E:191:ASP:HA	1:E:218:GLU:HB3	1.92	0.51
1:C:319:VAL:HG22	1:C:321:LEU:CD1	2.40	0.51
1:G:319:VAL:HG22	1:G:321:LEU:CD1	2.40	0.51
1:B:115:LEU:HD12	1:B:122:LEU:HD11	1.91	0.51
1:H:231:HIS:CE1	1:H:235:LYS:HE2	2.46	0.51
1:G:36:MET:CE	1:G:79:PRO:HB3	2.37	0.51
1:B:96:VAL:HG13	1:B:99:ALA:HB3	1.91	0.51
1:F:319:VAL:HG22	1:F:321:LEU:CD1	2.40	0.51
1:B:131:PHE:HB2	1:B:341:ILE:HD13	1.92	0.51
1:D:174:ARG:O	1:D:177:ALA:HB3	2.09	0.51
1:H:176:GLU:HG3	1:H:212:LEU:HD11	1.93	0.51
1:H:220:PRO:HD2	1:H:229:MET:CE	2.41	0.51
1:H:80:MET:CE	1:H:111:MET:HA	2.40	0.51
1:G:191:ASP:HA	1:G:218:GLU:HB3	1.92	0.51
1:C:131:PHE:HB2	1:C:341:ILE:HD13	1.93	0.51
1:A:267:LYS:HB2	1:A:270:LYS:HE2	1.93	0.51
1:E:12:ARG:NH1	1:E:30:PRO:HG3	2.26	0.51
1:C:36:MET:CE	1:C:79:PRO:HB3	2.37	0.51
1:H:74:LEU:HD11	1:H:103:ILE:HD13	1.91	0.51
1:F:115:LEU:HD12	1:F:122:LEU:HD11	1.93	0.50
1:H:267:LYS:HB2	1:H:270:LYS:HE2	1.93	0.50
1:E:344:ASN:C	1:E:344:ASN:ND2	2.63	0.50
1:E:131:PHE:HB2	1:E:341:ILE:HD13	1.92	0.50
1:F:134:THR:HB	1:F:159:SER:OG	2.11	0.50
3:D:514:HOH:O	1:E:53:HIS:HD2	1.93	0.50
1:H:49:VAL:HG11	1:H:298:GLU:CG	2.18	0.50
1:E:115:LEU:HD12	1:E:122:LEU:HD11	1.92	0.50
1:A:36:MET:CE	1:A:110:ILE:HD12	2.41	0.50
1:G:134:THR:HB	1:G:159:SER:OG	2.12	0.50
1:E:231:HIS:CE1	1:E:235:LYS:HE2	2.47	0.50
1:E:176:GLU:HG3	1:E:212:LEU:HD11	1.94	0.50

*Continued on next page...*

*Continued from previous page...*

Atom-1	Atom-2	Interatomic distance (Å)	Clash overlap (Å)
1:G:176:GLU:HG3	1:G:212:LEU:HD11	1.94	0.50
1:B:344:ASN:C	1:B:344:ASN:ND2	2.62	0.50
1:C:117:GLN:HG3	1:C:118:PRO:HD2	1.93	0.50
1:C:115:LEU:HD12	1:C:122:LEU:HD11	1.94	0.50
3:A:515:HOH:O	1:F:53:HIS:HD2	1.95	0.50
1:B:172:VAL:HG23	1:B:173:LYS:N	2.27	0.50
1:B:61:SER:O	1:B:65:THR:CG2	2.59	0.50
1:C:96:VAL:HG13	1:C:99:ALA:HB3	1.93	0.50
1:D:117:GLN:HG3	1:D:118:PRO:HD2	1.93	0.50
1:A:172:VAL:HG23	1:A:173:LYS:N	2.26	0.50
1:E:61:SER:O	1:E:65:THR:CG2	2.58	0.49
1:F:344:ASN:HD22	1:F:346:LYS:H	1.60	0.49
1:D:131:PHE:HB2	1:D:341:ILE:HD13	1.93	0.49
1:H:115:LEU:HD12	1:H:122:LEU:HD11	1.94	0.49
1:D:146:ALA:O	1:D:181:ARG:HG2	2.09	0.49
1:E:192:VAL:O	1:E:192:VAL:CG2	2.59	0.49
1:C:136:VAL:O	1:C:136:VAL:HG23	2.12	0.49
1:E:172:VAL:HG23	1:E:173:LYS:N	2.27	0.49
1:D:167:ASN:ND2	1:D:170:GLU:HG3	2.05	0.49
1:B:172:VAL:HG23	3:B:521:HOH:O	2.11	0.49
1:F:267:LYS:HB2	1:F:270:LYS:HE2	1.94	0.49
1:H:167:ASN:ND2	1:H:170:GLU:HG3	2.05	0.49
1:C:334:LEU:HA	1:C:351:ILE:HD11	1.94	0.49
1:H:134:THR:HB	1:H:159:SER:OG	2.12	0.49
1:H:140:ALA:HB3	1:H:145:MET:CG	2.43	0.49
1:A:134:THR:CG2	3:A:503:HOH:O	2.60	0.49
1:F:36:MET:CE	1:F:79:PRO:HB3	2.37	0.49
1:C:36:MET:HE2	1:C:110:ILE:HD12	1.94	0.49
1:B:220:PRO:HD2	1:B:229:MET:CE	2.42	0.49
1:G:267:LYS:HB2	1:G:270:LYS:HE2	1.94	0.49
1:G:220:PRO:HD2	1:G:229:MET:CE	2.42	0.49
1:G:12:ARG:NH1	1:G:30:PRO:HG3	2.28	0.49
1:H:172:VAL:HG23	1:H:173:LYS:N	2.27	0.49
1:F:220:PRO:HD2	1:F:229:MET:CE	2.43	0.49
1:C:172:VAL:HG23	1:C:173:LYS:N	2.28	0.49
1:E:140:ALA:HB3	1:E:145:MET:CG	2.42	0.49
1:F:172:VAL:HG23	1:F:173:LYS:N	2.28	0.49
1:D:334:LEU:HA	1:D:351:ILE:HD11	1.95	0.49
1:F:140:ALA:HB3	1:F:145:MET:CG	2.43	0.48
1:G:80:MET:CE	1:G:111:MET:HA	2.43	0.48
1:B:267:LYS:HB2	1:B:270:LYS:HE2	1.94	0.48

*Continued on next page...*

*Continued from previous page...*

Atom-1	Atom-2	Interatomic distance (Å)	Clash overlap (Å)
1:F:80:MET:CE	1:F:111:MET:HA	2.43	0.48
1:G:172:VAL:HG23	1:G:173:LYS:N	2.28	0.48
1:G:269:MET:HG2	3:G:508:HOH:O	2.13	0.48
1:B:167:ASN:ND2	1:B:170:GLU:HG3	2.05	0.48
1:B:134:THR:HB	1:B:159:SER:OG	2.14	0.48
1:F:77:GLN:CG	3:F:517:HOH:O	2.60	0.48
1:D:267:LYS:HB2	1:D:270:LYS:HE2	1.95	0.48
1:D:172:VAL:HG23	1:D:173:LYS:N	2.28	0.48
1:E:134:THR:HB	1:E:159:SER:OG	2.13	0.48
1:D:12:ARG:NH1	1:D:30:PRO:HG3	2.28	0.48
1:H:7:HIS:ND1	3:H:527:HOH:O	2.35	0.48
1:C:359:GLN:NE2	1:C:365:GLN:HE22	1.95	0.48
1:A:44:GLY:HA3	1:A:110:ILE:HG13	1.95	0.48
1:G:115:LEU:HD12	1:G:122:LEU:HD11	1.94	0.48
1:H:12:ARG:NH1	1:H:30:PRO:HG3	2.28	0.48
1:A:80:MET:HE2	1:A:111:MET:HA	1.96	0.48
1:D:96:VAL:HG13	1:D:99:ALA:HB3	1.93	0.48
1:B:134:THR:CG2	3:B:510:HOH:O	2.61	0.48
1:E:136:VAL:HG22	3:E:519:HOH:O	2.13	0.48
1:E:143:GLU:HA	1:E:143:GLU:OE1	2.14	0.48
1:G:44:GLY:HA3	1:G:110:ILE:HG13	1.94	0.48
1:F:86:HIS:HD2	3:F:536:HOH:O	1.96	0.48
1:A:143:GLU:HA	1:A:143:GLU:OE1	2.13	0.48
1:D:136:VAL:HG23	1:D:136:VAL:O	2.13	0.48
1:F:136:VAL:HG23	1:F:136:VAL:O	2.14	0.48
1:B:80:MET:CE	1:B:111:MET:HA	2.43	0.48
1:A:80:MET:CE	1:A:111:MET:HA	2.43	0.48
1:F:44:GLY:HA3	1:F:110:ILE:HG13	1.95	0.47
1:D:44:GLY:HA3	1:D:110:ILE:HG13	1.95	0.47
1:F:192:VAL:O	1:F:192:VAL:CG2	2.62	0.47
1:C:44:GLY:HA3	1:C:110:ILE:HG13	1.95	0.47
1:C:80:MET:CE	1:C:111:MET:HA	2.44	0.47
1:A:134:THR:HB	1:A:159:SER:OG	2.14	0.47
1:G:140:ALA:HB3	1:G:145:MET:CG	2.43	0.47
1:D:115:LEU:HD12	1:D:122:LEU:HD11	1.95	0.47
1:E:168:VAL:HG13	1:E:169:LYS:N	2.29	0.47
1:D:134:THR:HB	1:D:159:SER:OG	2.13	0.47
1:A:220:PRO:HD2	1:A:229:MET:CE	2.42	0.47
1:E:334:LEU:HA	1:E:351:ILE:HD11	1.96	0.47
1:A:140:ALA:HB3	1:A:145:MET:CG	2.45	0.47
1:B:134:THR:HG23	3:B:510:HOH:O	2.14	0.47

*Continued on next page...*



*Continued from previous page...*

Atom-1	Atom-2	Interatomic distance (Å)	Clash overlap (Å)
1:B:143:GLU:OE1	1:B:143:GLU:HA	2.12	0.47
1:G:136:VAL:O	1:G:136:VAL:HG23	2.13	0.47
1:H:44:GLY:HA3	1:H:110:ILE:HG13	1.95	0.47
1:C:12:ARG:NH1	1:C:30:PRO:HG3	2.28	0.47
1:C:61:SER:O	1:C:65:THR:CG2	2.60	0.47
1:B:344:ASN:HD22	1:B:346:LYS:H	1.59	0.47
1:D:80:MET:CE	1:D:111:MET:HA	2.44	0.47
1:C:203:LEU:HD13	1:C:235:LYS:HE3	1.96	0.47
1:E:136:VAL:HG23	1:E:136:VAL:O	2.15	0.47
1:H:334:LEU:HA	1:H:351:ILE:HD11	1.97	0.47
1:F:12:ARG:NH1	1:F:30:PRO:HG3	2.29	0.47
1:G:162:MET:HE1	1:G:175:ILE:HG23	1.95	0.47
1:H:168:VAL:HG13	1:H:169:LYS:N	2.30	0.47
1:G:81:ASN:ND2	1:H:126:ARG:H	2.13	0.47
1:F:77:GLN:HG3	3:F:517:HOH:O	2.15	0.47
1:H:143:GLU:OE1	1:H:143:GLU:HA	2.14	0.47
1:F:359:GLN:NE2	1:F:365:GLN:HE22	1.96	0.47
1:D:344:ASN:ND2	1:D:344:ASN:C	2.64	0.47
1:B:140:ALA:HB3	1:B:145:MET:CG	2.45	0.47
1:G:334:LEU:HA	1:G:351:ILE:HD11	1.97	0.47
1:C:134:THR:HB	1:C:159:SER:OG	2.15	0.47
1:G:143:GLU:HA	1:G:143:GLU:OE1	2.15	0.46
1:D:61:SER:O	1:D:65:THR:CG2	2.61	0.46
1:F:344:ASN:C	1:F:344:ASN:ND2	2.62	0.46
1:F:152:MET:HB3	1:F:157:TYR:CD1	2.50	0.46
1:D:203:LEU:HD13	1:D:235:LYS:HE3	1.97	0.46
1:A:334:LEU:HA	1:A:351:ILE:HD11	1.98	0.46
1:C:217:ILE:HD11	1:C:238:LEU:HD13	1.96	0.46
1:D:217:ILE:HD11	1:D:238:LEU:HD13	1.98	0.46
1:F:334:LEU:HA	1:F:351:ILE:HD11	1.97	0.46
1:G:152:MET:HB3	1:G:157:TYR:CD1	2.50	0.46
1:D:152:MET:HB3	1:D:157:TYR:CD1	2.50	0.46
1:D:65:THR:HG21	3:D:513:HOH:O	2.16	0.46
1:E:203:LEU:HD13	1:E:235:LYS:HE3	1.97	0.46
1:A:134:THR:HG23	3:A:503:HOH:O	2.15	0.46
1:C:267:LYS:HB2	1:C:270:LYS:HE2	1.97	0.46
1:F:168:VAL:HG13	1:F:169:LYS:N	2.31	0.46
1:G:167:ASN:ND2	1:G:170:GLU:HG3	2.06	0.46
1:B:44:GLY:HA3	1:B:110:ILE:HG13	1.96	0.46
1:E:44:GLY:HA3	1:E:110:ILE:HG13	1.96	0.46
1:D:247:LYS:HE3	3:D:515:HOH:O	2.16	0.46

*Continued on next page...*

*Continued from previous page...*

Atom-1	Atom-2	Interatomic distance (Å)	Clash overlap (Å)
1:C:168:VAL:HG13	1:C:169:LYS:N	2.31	0.46
1:G:192:VAL:O	1:G:192:VAL:CG2	2.62	0.46
1:F:61:SER:O	1:F:65:THR:CG2	2.59	0.46
1:A:212:LEU:HB2	1:A:214:ILE:CD1	2.46	0.46
1:A:168:VAL:HG13	1:A:169:LYS:N	2.31	0.46
1:B:269:MET:HG2	3:B:514:HOH:O	2.16	0.46
1:G:159:SER:CB	1:G:187:ALA:HB3	2.46	0.46
1:G:212:LEU:HB2	1:G:214:ILE:CD1	2.46	0.46
1:B:334:LEU:HA	1:B:351:ILE:HD11	1.98	0.46
1:H:80:MET:HE2	1:H:111:MET:HA	1.97	0.46
1:C:152:MET:HB3	1:C:157:TYR:CD1	2.51	0.45
1:G:168:VAL:HG13	1:G:169:LYS:N	2.31	0.45
1:H:61:SER:O	1:H:65:THR:CG2	2.59	0.45
1:G:344:ASN:HD22	1:G:346:LYS:H	1.61	0.45
1:F:143:GLU:HA	1:F:143:GLU:OE1	2.15	0.45
1:A:344:ASN:HD22	1:A:346:LYS:H	1.57	0.45
1:E:126:ARG:H	1:F:81:ASN:ND2	2.13	0.45
1:D:247:LYS:H	1:D:251:GLU:CG	2.29	0.45
1:E:123:ILE:O	1:E:313:LYS:NZ	2.48	0.45
1:A:203:LEU:HD13	1:A:235:LYS:HE3	1.98	0.45
1:H:136:VAL:HG23	1:H:136:VAL:O	2.16	0.45
1:D:212:LEU:HB2	1:D:214:ILE:CD1	2.47	0.45
1:E:203:LEU:CD1	1:E:235:LYS:HE3	2.47	0.45
1:D:159:SER:CB	1:D:187:ALA:HB3	2.47	0.45
1:G:136:VAL:HG22	3:G:528:HOH:O	2.16	0.45
1:D:168:VAL:HG13	1:D:169:LYS:N	2.31	0.45
1:G:203:LEU:HD13	1:G:235:LYS:HE3	1.97	0.45
1:B:168:VAL:HG13	1:B:169:LYS:N	2.31	0.45
1:B:117:GLN:HG2	1:B:121:GLN:CG	2.45	0.45
1:B:212:LEU:HB2	1:B:214:ILE:CD1	2.46	0.45
1:F:212:LEU:HB2	1:F:214:ILE:CD1	2.46	0.45
1:H:203:LEU:HD13	1:H:235:LYS:HE3	1.97	0.45
1:A:12:ARG:NH1	1:A:30:PRO:HG3	2.30	0.45
1:F:217:ILE:HD11	1:F:238:LEU:HD13	1.99	0.45
1:E:214:ILE:N	1:E:214:ILE:HD12	2.32	0.45
3:C:509:HOH:O	1:H:53:HIS:HD2	1.98	0.45
1:E:152:MET:HB3	1:E:157:TYR:CD1	2.52	0.45
1:A:152:MET:HB3	1:A:157:TYR:CD1	2.52	0.45
1:H:150:ALA:HB2	1:H:181:ARG:NE	2.32	0.45
1:D:140:ALA:HB3	1:D:145:MET:CG	2.46	0.45
1:G:203:LEU:CD1	1:G:235:LYS:HE3	2.47	0.45

*Continued on next page...*

*Continued from previous page...*

Atom-1	Atom-2	Interatomic distance (Å)	Clash overlap (Å)
1:H:212:LEU:HB2	1:H:214:ILE:CD1	2.47	0.45
1:A:123:ILE:O	1:A:313:LYS:NZ	2.50	0.45
1:B:152:MET:HB3	1:B:157:TYR:CD1	2.51	0.45
1:F:159:SER:CB	1:F:187:ALA:HB3	2.46	0.45
1:C:212:LEU:HB2	1:C:214:ILE:CD1	2.47	0.45
1:B:12:ARG:NH1	1:B:30:PRO:HG3	2.32	0.45
1:E:217:ILE:N	1:E:217:ILE:HD12	2.32	0.45
1:C:143:GLU:HA	1:C:143:GLU:OE1	2.16	0.45
1:E:150:ALA:HB2	1:E:181:ARG:NE	2.32	0.45
1:C:140:ALA:HB3	1:C:145:MET:CG	2.47	0.45
1:E:212:LEU:HB2	1:E:214:ILE:CD1	2.47	0.45
1:G:217:ILE:HD11	1:G:238:LEU:HD13	1.99	0.45
1:C:123:ILE:O	1:C:313:LYS:NZ	2.50	0.44
1:B:351:ILE:CG2	1:B:352:GLU:N	2.80	0.44
1:H:217:ILE:HD12	1:H:217:ILE:N	2.32	0.44
1:C:247:LYS:H	1:C:251:GLU:CG	2.30	0.44
1:F:247:LYS:H	1:F:251:GLU:CG	2.30	0.44
1:C:159:SER:CB	1:C:187:ALA:HB3	2.46	0.44
1:G:150:ALA:HB2	1:G:181:ARG:NE	2.33	0.44
1:C:162:MET:HE1	1:C:175:ILE:HG23	1.99	0.44
1:H:203:LEU:CD1	1:H:235:LYS:HE3	2.47	0.44
1:D:143:GLU:HA	1:D:143:GLU:OE1	2.17	0.44
1:B:217:ILE:N	1:B:217:ILE:HD12	2.32	0.44
1:G:117:GLN:HG2	1:G:121:GLN:CG	2.46	0.44
1:G:123:ILE:O	1:G:313:LYS:NZ	2.50	0.44
1:A:167:ASN:ND2	1:A:170:GLU:HG3	2.06	0.44
1:D:192:VAL:CG2	1:D:192:VAL:O	2.65	0.44
1:H:152:MET:HB3	1:H:157:TYR:CD1	2.52	0.44
1:F:150:ALA:HB2	1:F:181:ARG:NE	2.33	0.44
1:A:217:ILE:HD12	1:A:217:ILE:N	2.33	0.44
1:H:247:LYS:H	1:H:251:GLU:CG	2.30	0.44
1:B:203:LEU:HD13	1:B:235:LYS:HE3	1.99	0.44
1:F:203:LEU:HD13	1:F:235:LYS:HE3	1.98	0.44
1:B:217:ILE:HD11	1:B:238:LEU:HD13	2.00	0.44
1:A:61:SER:O	1:A:65:THR:CG2	2.60	0.43
1:G:247:LYS:H	1:G:251:GLU:CG	2.31	0.43
1:F:162:MET:HE1	1:F:175:ILE:HG23	1.99	0.43
1:H:220:PRO:HD2	1:H:229:MET:HE1	1.99	0.43
1:A:351:ILE:CG2	1:A:352:GLU:N	2.81	0.43
1:H:241:MET:HA	1:H:263:LYS:O	2.17	0.43
1:E:117:GLN:HG2	1:E:121:GLN:CG	2.47	0.43

*Continued on next page...*

*Continued from previous page...*

Atom-1	Atom-2	Interatomic distance (Å)	Clash overlap (Å)
1:F:203:LEU:CD1	1:F:235:LYS:HE3	2.48	0.43
1:A:192:VAL:CG2	1:A:192:VAL:O	2.66	0.43
1:A:117:GLN:HG2	1:A:121:GLN:CG	2.46	0.43
1:B:162:MET:HE1	1:B:175:ILE:HG23	1.99	0.43
1:F:217:ILE:N	1:F:217:ILE:HD12	2.33	0.43
1:A:203:LEU:CD1	1:A:235:LYS:HE3	2.48	0.43
1:H:217:ILE:HD11	1:H:238:LEU:HD13	2.00	0.43
1:F:117:GLN:HG2	1:F:121:GLN:CG	2.46	0.43
1:E:247:LYS:H	1:E:251:GLU:CG	2.31	0.43
1:D:214:ILE:N	1:D:214:ILE:HD12	2.33	0.43
1:B:192:VAL:CG2	1:B:192:VAL:O	2.65	0.43
1:E:217:ILE:HD11	1:E:238:LEU:HD13	2.01	0.43
1:G:217:ILE:N	1:G:217:ILE:HD12	2.34	0.43
1:E:151:SER:O	1:E:154:GLN:HG2	2.18	0.43
1:A:81:ASN:ND2	1:B:126:ARG:H	2.16	0.43
1:B:344:ASN:HD22	1:B:345:GLU:N	2.17	0.43
1:C:214:ILE:HD12	1:C:214:ILE:N	2.34	0.43
1:E:134:THR:CG2	3:E:528:HOH:O	2.66	0.43
1:A:241:MET:HA	1:A:263:LYS:O	2.19	0.43
1:D:123:ILE:O	1:D:313:LYS:NZ	2.50	0.43
1:F:80:MET:CE	1:F:110:ILE:HG22	2.49	0.43
1:E:133:VAL:CG2	1:E:341:ILE:HG13	2.49	0.43
1:B:159:SER:CB	1:B:187:ALA:HB3	2.48	0.43
1:A:217:ILE:HD11	1:A:238:LEU:HD13	2.00	0.43
1:C:192:VAL:O	1:C:192:VAL:CG2	2.67	0.43
1:E:80:MET:CE	1:E:110:ILE:HG22	2.49	0.43
1:H:133:VAL:CG2	1:H:341:ILE:HG13	2.49	0.43
1:G:351:ILE:CG2	1:G:352:GLU:N	2.82	0.43
1:A:126:ARG:H	1:B:81:ASN:ND2	2.17	0.43
1:B:241:MET:HA	1:B:263:LYS:O	2.19	0.43
1:C:167:ASN:ND2	1:C:170:GLU:HG3	2.05	0.43
1:B:203:LEU:CD1	1:B:235:LYS:HE3	2.48	0.43
1:H:214:ILE:N	1:H:214:ILE:HD12	2.34	0.43
1:H:219:GLN:HA	1:H:229:MET:HE1	2.00	0.43
1:H:80:MET:CE	1:H:110:ILE:HG22	2.49	0.42
1:D:80:MET:CE	1:D:110:ILE:HG22	2.49	0.42
1:B:150:ALA:HB2	1:B:181:ARG:NE	2.34	0.42
1:H:151:SER:O	1:H:154:GLN:HG2	2.19	0.42
1:D:203:LEU:CD1	1:D:235:LYS:HE3	2.49	0.42
1:A:159:SER:CB	1:A:187:ALA:HB3	2.49	0.42
1:E:159:SER:CB	1:E:187:ALA:HB3	2.50	0.42

*Continued on next page...*

*Continued from previous page...*

Atom-1	Atom-2	Interatomic distance (Å)	Clash overlap (Å)
1:C:203:LEU:CD1	1:C:235:LYS:HE3	2.49	0.42
1:D:351:ILE:CG2	1:D:352:GLU:N	2.82	0.42
1:H:117:GLN:HG2	1:H:121:GLN:CG	2.47	0.42
1:B:123:ILE:O	1:B:313:LYS:NZ	2.50	0.42
1:C:217:ILE:HD12	1:C:217:ILE:N	2.34	0.42
1:G:151:SER:O	1:G:154:GLN:HG2	2.20	0.42
1:A:250:ARG:NH1	1:F:250:ARG:NH1	2.68	0.42
1:D:117:GLN:HG2	1:D:121:GLN:CG	2.48	0.42
1:E:162:MET:HE1	1:E:175:ILE:HG23	2.01	0.42
1:A:214:ILE:HD12	1:A:214:ILE:N	2.34	0.42
1:A:344:ASN:HD22	1:A:345:GLU:N	2.17	0.42
1:D:344:ASN:HD22	1:D:346:LYS:H	1.63	0.42
1:H:123:ILE:O	1:H:313:LYS:NZ	2.50	0.42
1:F:351:ILE:CG2	1:F:352:GLU:N	2.82	0.42
1:B:151:SER:O	1:B:154:GLN:HG2	2.20	0.42
1:G:344:ASN:C	1:G:344:ASN:ND2	2.61	0.42
1:F:123:ILE:O	1:F:313:LYS:NZ	2.51	0.42
1:F:151:SER:O	1:F:154:GLN:HG2	2.20	0.42
1:E:167:ASN:HB3	1:E:170:GLU:OE1	2.20	0.42
1:G:80:MET:HE2	1:G:111:MET:HA	2.02	0.42
1:G:80:MET:CE	1:G:110:ILE:HG22	2.50	0.42
1:D:133:VAL:CG2	1:D:341:ILE:HG13	2.49	0.42
1:A:150:ALA:HB2	1:A:181:ARG:NE	2.34	0.42
1:G:214:ILE:N	1:G:214:ILE:HD12	2.35	0.42
1:C:133:VAL:CG2	1:C:341:ILE:HG13	2.49	0.42
1:E:134:THR:HG23	3:E:528:HOH:O	2.18	0.42
1:F:91:ASN:HA	1:F:91:ASN:HD22	1.68	0.42
1:D:82:ILE:HG13	1:D:108:PHE:CZ	2.55	0.42
1:H:162:MET:HE1	1:H:175:ILE:HG23	2.01	0.41
1:B:214:ILE:N	1:B:214:ILE:HD12	2.35	0.41
1:A:247:LYS:H	1:A:251:GLU:CG	2.33	0.41
1:B:250:ARG:NH1	1:G:250:ARG:NH1	2.68	0.41
1:G:344:ASN:HD22	1:G:345:GLU:N	2.19	0.41
1:G:61:SER:O	1:G:65:THR:CG2	2.62	0.41
1:C:82:ILE:HG13	1:C:108:PHE:CZ	2.55	0.41
1:D:217:ILE:N	1:D:217:ILE:HD12	2.35	0.41
1:F:167:ASN:HB3	1:F:170:GLU:OE1	2.21	0.41
1:B:80:MET:CE	1:B:110:ILE:HG22	2.51	0.41
1:E:246:LEU:HD22	1:E:264:VAL:HB	2.01	0.41
1:H:351:ILE:CG2	1:H:352:GLU:N	2.83	0.41
1:G:351:ILE:HA	1:G:351:ILE:HD13	1.91	0.41

*Continued on next page...*

*Continued from previous page...*

Atom-1	Atom-2	Interatomic distance (Å)	Clash overlap (Å)
1:F:241:MET:HA	1:F:263:LYS:O	2.20	0.41
1:D:151:SER:O	1:D:154:GLN:HG2	2.21	0.41
1:C:167:ASN:HB3	1:C:170:GLU:OE1	2.21	0.41
1:A:80:MET:CE	1:A:110:ILE:HG22	2.51	0.41
1:C:80:MET:CE	1:C:110:ILE:HG22	2.51	0.41
1:F:133:VAL:CG2	1:F:341:ILE:HG13	2.50	0.41
1:E:82:ILE:HG13	1:E:108:PHE:CZ	2.56	0.41
1:F:214:ILE:HD12	1:F:214:ILE:N	2.35	0.41
1:C:117:GLN:HG2	1:C:121:GLN:CG	2.48	0.41
1:G:82:ILE:HG13	1:G:108:PHE:CZ	2.56	0.41
1:C:351:ILE:CG2	1:C:352:GLU:N	2.83	0.41
1:H:159:SER:CB	1:H:187:ALA:HB3	2.50	0.41
1:E:241:MET:HA	1:E:263:LYS:O	2.20	0.41
1:B:167:ASN:HB3	1:B:170:GLU:OE1	2.21	0.41
1:G:167:ASN:HB3	1:G:170:GLU:OE1	2.21	0.41
1:H:167:ASN:HB3	1:H:170:GLU:OE1	2.20	0.41
1:F:344:ASN:HD22	1:F:345:GLU:N	2.19	0.41
1:E:344:ASN:HD22	1:E:346:LYS:H	1.64	0.41
1:B:29:MET:HE2	1:B:297:VAL:HB	2.03	0.41
1:H:246:LEU:HD22	1:H:264:VAL:HB	2.02	0.41
1:B:247:LYS:H	1:B:251:GLU:CG	2.33	0.41
1:E:351:ILE:CG2	1:E:352:GLU:N	2.83	0.41
1:B:171:ASP:O	1:B:175:ILE:HG12	2.21	0.40
1:B:82:ILE:HG13	1:B:108:PHE:CZ	2.56	0.40
1:D:219:GLN:HA	1:D:229:MET:HE1	2.02	0.40
1:D:171:ASP:O	1:D:175:ILE:HG12	2.22	0.40
1:D:220:PRO:HD2	1:D:229:MET:HE1	2.03	0.40
1:C:343:LEU:HD23	1:C:343:LEU:HA	1.91	0.40
1:A:162:MET:HE1	1:A:175:ILE:HG23	2.03	0.40
1:E:7:HIS:ND1	1:E:367:ILE:HG12	2.37	0.40
1:A:151:SER:O	1:A:154:GLN:HG2	2.20	0.40
1:E:167:ASN:ND2	1:E:170:GLU:HG3	2.06	0.40
1:C:171:ASP:O	1:C:175:ILE:HG12	2.22	0.40
1:C:150:ALA:HB2	1:C:181:ARG:NE	2.37	0.40
1:E:168:VAL:HG13	1:E:169:LYS:H	1.85	0.40
1:H:206:LEU:HD21	1:H:217:ILE:HG12	2.03	0.40
1:G:241:MET:HA	1:G:263:LYS:O	2.22	0.40

There are no symmetry-related clashes.

## 5.3 Torsion angles

### 5.3.1 Protein backbone

In the following table, the Percentiles column shows the percent Ramachandran outliers of the chain as a percentile score with respect to all X-ray entries followed by that with respect to entries of similar resolution.

The Analysed column shows the number of residues for which the backbone conformation was analysed, and the total number of residues.

Mol	Chain	Analysed	Favoured	Allowed	Outliers	Percentiles	
1	A	367/369 (100%)	344 (94%)	23 (6%)	0	100	100
1	B	367/369 (100%)	344 (94%)	23 (6%)	0	100	100
1	C	367/369 (100%)	345 (94%)	22 (6%)	0	100	100
1	D	367/369 (100%)	345 (94%)	22 (6%)	0	100	100
1	E	367/369 (100%)	343 (94%)	24 (6%)	0	100	100
1	F	367/369 (100%)	343 (94%)	24 (6%)	0	100	100
1	G	367/369 (100%)	343 (94%)	24 (6%)	0	100	100
1	H	367/369 (100%)	340 (93%)	27 (7%)	0	100	100
All	All	2936/2952 (100%)	2747 (94%)	189 (6%)	0	100	100

There are no Ramachandran outliers to report.

### 5.3.2 Protein sidechains

In the following table, the Percentiles column shows the percent sidechain outliers of the chain as a percentile score with respect to all X-ray entries followed by that with respect to entries of similar resolution.

The Analysed column shows the number of residues for which the sidechain conformation was analysed, and the total number of residues.

Mol	Chain	Analysed	Rotameric	Outliers	Percentiles	
1	A	315/315 (100%)	297 (94%)	18 (6%)	25	40
1	B	315/315 (100%)	297 (94%)	18 (6%)	25	40
1	C	315/315 (100%)	298 (95%)	17 (5%)	27	43
1	D	315/315 (100%)	297 (94%)	18 (6%)	25	40
1	E	315/315 (100%)	298 (95%)	17 (5%)	27	43
1	F	315/315 (100%)	298 (95%)	17 (5%)	27	43

*Continued on next page...*

*Continued from previous page...*

Mol	Chain	Analysed	Rotameric	Outliers	Percentiles	
1	G	315/315 (100%)	298 (95%)	17 (5%)	27	43
1	H	315/315 (100%)	298 (95%)	17 (5%)	27	43
All	All	2520/2520 (100%)	2381 (94%)	139 (6%)	27	42

All (139) residues with a non-rotameric sidechain are listed below:

Mol	Chain	Res	Type
1	A	49	VAL
1	A	52	ASP
1	A	65	THR
1	A	82	ILE
1	A	92	THR
1	A	134	THR
1	A	141	ASP
1	A	143	GLU
1	A	176	GLU
1	A	178	VAL
1	A	190	VAL
1	A	192	VAL
1	A	229	MET
1	A	263	LYS
1	A	341	ILE
1	A	344	ASN
1	A	345	GLU
1	A	369	ARG
1	B	49	VAL
1	B	52	ASP
1	B	65	THR
1	B	82	ILE
1	B	92	THR
1	B	134	THR
1	B	141	ASP
1	B	143	GLU
1	B	176	GLU
1	B	178	VAL
1	B	190	VAL
1	B	192	VAL
1	B	229	MET
1	B	263	LYS
1	B	341	ILE
1	B	344	ASN

*Continued on next page...*



*Continued from previous page...*

Mol	Chain	Res	Type
1	B	345	GLU
1	B	369	ARG
1	C	49	VAL
1	C	52	ASP
1	C	65	THR
1	C	82	ILE
1	C	92	THR
1	C	134	THR
1	C	141	ASP
1	C	143	GLU
1	C	176	GLU
1	C	190	VAL
1	C	192	VAL
1	C	229	MET
1	C	263	LYS
1	C	341	ILE
1	C	344	ASN
1	C	345	GLU
1	C	369	ARG
1	D	49	VAL
1	D	52	ASP
1	D	65	THR
1	D	82	ILE
1	D	92	THR
1	D	134	THR
1	D	141	ASP
1	D	143	GLU
1	D	176	GLU
1	D	178	VAL
1	D	190	VAL
1	D	192	VAL
1	D	229	MET
1	D	263	LYS
1	D	341	ILE
1	D	344	ASN
1	D	345	GLU
1	D	369	ARG
1	E	49	VAL
1	E	52	ASP
1	E	65	THR
1	E	82	ILE
1	E	92	THR

*Continued on next page...*

*Continued from previous page...*

Mol	Chain	Res	Type
1	E	134	THR
1	E	141	ASP
1	E	143	GLU
1	E	176	GLU
1	E	190	VAL
1	E	192	VAL
1	E	229	MET
1	E	263	LYS
1	E	341	ILE
1	E	344	ASN
1	E	345	GLU
1	E	369	ARG
1	F	49	VAL
1	F	52	ASP
1	F	65	THR
1	F	82	ILE
1	F	92	THR
1	F	134	THR
1	F	141	ASP
1	F	143	GLU
1	F	176	GLU
1	F	190	VAL
1	F	192	VAL
1	F	229	MET
1	F	263	LYS
1	F	341	ILE
1	F	344	ASN
1	F	345	GLU
1	F	369	ARG
1	G	49	VAL
1	G	52	ASP
1	G	65	THR
1	G	82	ILE
1	G	92	THR
1	G	134	THR
1	G	141	ASP
1	G	143	GLU
1	G	176	GLU
1	G	190	VAL
1	G	192	VAL
1	G	229	MET
1	G	263	LYS

*Continued on next page...*

*Continued from previous page...*

Mol	Chain	Res	Type
1	G	341	ILE
1	G	344	ASN
1	G	345	GLU
1	G	369	ARG
1	H	49	VAL
1	H	52	ASP
1	H	65	THR
1	H	82	ILE
1	H	92	THR
1	H	134	THR
1	H	141	ASP
1	H	143	GLU
1	H	176	GLU
1	H	190	VAL
1	H	192	VAL
1	H	229	MET
1	H	263	LYS
1	H	341	ILE
1	H	344	ASN
1	H	345	GLU
1	H	369	ARG

Some sidechains can be flipped to improve hydrogen bonding and reduce clashes. All (114) such sidechains are listed below:

Mol	Chain	Res	Type
1	A	53	HIS
1	A	68	HIS
1	A	81	ASN
1	A	86	HIS
1	A	91	ASN
1	A	117	GLN
1	A	121	GLN
1	A	144	ASN
1	A	167	ASN
1	A	193	ASN
1	A	231	HIS
1	A	254	GLN
1	A	283	GLN
1	A	344	ASN
1	A	365	GLN
1	B	53	HIS
1	B	68	HIS

*Continued on next page...*

*Continued from previous page...*

Mol	Chain	Res	Type
1	B	81	ASN
1	B	86	HIS
1	B	91	ASN
1	B	117	GLN
1	B	121	GLN
1	B	144	ASN
1	B	167	ASN
1	B	193	ASN
1	B	231	HIS
1	B	254	GLN
1	B	283	GLN
1	B	344	ASN
1	B	365	GLN
1	C	68	HIS
1	C	81	ASN
1	C	86	HIS
1	C	91	ASN
1	C	117	GLN
1	C	121	GLN
1	C	144	ASN
1	C	167	ASN
1	C	193	ASN
1	C	231	HIS
1	C	254	GLN
1	C	283	GLN
1	C	344	ASN
1	C	365	GLN
1	D	68	HIS
1	D	81	ASN
1	D	86	HIS
1	D	91	ASN
1	D	117	GLN
1	D	121	GLN
1	D	144	ASN
1	D	167	ASN
1	D	231	HIS
1	D	254	GLN
1	D	283	GLN
1	D	344	ASN
1	D	365	GLN
1	E	53	HIS
1	E	68	HIS

*Continued on next page...*

*Continued from previous page...*

Mol	Chain	Res	Type
1	E	81	ASN
1	E	86	HIS
1	E	91	ASN
1	E	117	GLN
1	E	121	GLN
1	E	144	ASN
1	E	167	ASN
1	E	193	ASN
1	E	254	GLN
1	E	283	GLN
1	E	344	ASN
1	E	365	GLN
1	F	53	HIS
1	F	68	HIS
1	F	81	ASN
1	F	86	HIS
1	F	91	ASN
1	F	117	GLN
1	F	121	GLN
1	F	144	ASN
1	F	167	ASN
1	F	231	HIS
1	F	254	GLN
1	F	283	GLN
1	F	344	ASN
1	F	365	GLN
1	G	53	HIS
1	G	68	HIS
1	G	81	ASN
1	G	86	HIS
1	G	91	ASN
1	G	117	GLN
1	G	121	GLN
1	G	144	ASN
1	G	167	ASN
1	G	193	ASN
1	G	231	HIS
1	G	254	GLN
1	G	283	GLN
1	G	344	ASN
1	G	365	GLN
1	H	53	HIS

*Continued on next page...*

*Continued from previous page...*

Mol	Chain	Res	Type
1	H	68	HIS
1	H	81	ASN
1	H	86	HIS
1	H	91	ASN
1	H	117	GLN
1	H	121	GLN
1	H	144	ASN
1	H	167	ASN
1	H	231	HIS
1	H	254	GLN
1	H	283	GLN
1	H	344	ASN
1	H	365	GLN

### 5.3.3 RNA [i](#)

There are no RNA molecules in this entry.

## 5.4 Non-standard residues in protein, DNA, RNA chains [i](#)

There are no non-standard protein/DNA/RNA residues in this entry.

## 5.5 Carbohydrates [i](#)

There are no carbohydrates in this entry.

## 5.6 Ligand geometry [i](#)

Of 8 ligands modelled in this entry, 8 are monoatomic - leaving 0 for Mogul analysis.

There are no bond length outliers.

There are no bond angle outliers.

There are no chirality outliers.

There are no torsion outliers.

There are no ring outliers.

No monomer is involved in short contacts.

## 5.7 Other polymers

There are no such residues in this entry.

## 5.8 Polymer linkage issues

There are no chain breaks in this entry.

## 6 Fit of model and data ⓘ

### 6.1 Protein, DNA and RNA chains ⓘ

In the following table, the column labelled ‘#RSRZ> 2’ contains the number (and percentage) of RSRZ outliers, followed by percent RSRZ outliers for the chain as percentile scores relative to all X-ray entries and entries of similar resolution. The OWAB column contains the minimum, median, 95<sup>th</sup> percentile and maximum values of the occupancy-weighted average B-factor per residue. The column labelled ‘Q< 0.9’ lists the number of (and percentage) of residues with an average occupancy less than 0.9.

Mol	Chain	Analysed	<RSRZ>	#RSRZ>2	OWAB(Å <sup>2</sup> )	Q<0.9
1	A	369/369 (100%)	-0.19	6 (1%) 74 74	19, 37, 66, 74	0
1	B	369/369 (100%)	-0.21	5 (1%) 78 77	18, 37, 66, 74	0
1	C	369/369 (100%)	-0.24	3 (0%) 87 87	18, 35, 62, 75	0
1	D	369/369 (100%)	-0.24	4 (1%) 82 82	18, 35, 62, 74	0
1	E	369/369 (100%)	0.03	28 (7%) 17 16	18, 36, 70, 79	0
1	F	369/369 (100%)	-0.08	18 (4%) 33 34	19, 35, 68, 78	0
1	G	369/369 (100%)	-0.11	18 (4%) 33 34	20, 36, 68, 77	0
1	H	369/369 (100%)	0.02	27 (7%) 18 18	18, 36, 69, 79	0
All	All	2952/2952 (100%)	-0.13	109 (3%) 45 46	18, 36, 68, 79	0

All (109) RSRZ outliers are listed below:

Mol	Chain	Res	Type	RSRZ
1	F	154	GLN	5.8
1	H	154	GLN	5.7
1	E	154	GLN	5.6
1	H	178	VAL	5.4
1	E	178	VAL	5.1
1	E	23	TYR	5.1
1	E	21	ILE	4.7
1	A	154	GLN	4.7
1	F	26	TYR	4.5
1	B	154	GLN	4.5
1	E	19	PHE	4.3
1	H	151	SER	4.1
1	G	154	GLN	4.1
1	G	26	TYR	4.0
1	E	20	VAL	3.9
1	F	180	GLU	3.9

*Continued on next page...*



*Continued from previous page...*

Mol	Chain	Res	Type	RSRZ
1	H	23	TYR	3.9
1	H	21	ILE	3.9
1	E	182	VAL	3.7
1	H	145	MET	3.6
1	G	180	GLU	3.6
1	E	139	ILE	3.6
1	H	19	PHE	3.6
1	H	152	MET	3.6
1	E	144	ASN	3.6
1	E	26	TYR	3.5
1	G	23	TYR	3.4
1	G	25	SER	3.4
1	G	19	PHE	3.4
1	E	142	PRO	3.4
1	E	145	MET	3.4
1	E	165	GLY	3.4
1	H	144	ASN	3.3
1	E	22	SER	3.3
1	H	22	SER	3.3
1	E	186	ILE	3.3
1	E	151	SER	3.3
1	B	26	TYR	3.2
1	E	24	GLY	3.2
1	G	139	ILE	3.2
1	G	168	VAL	3.2
1	G	24	GLY	3.2
1	H	142	PRO	3.1
1	H	26	TYR	3.1
1	F	25	SER	3.1
1	E	168	VAL	3.1
1	H	24	GLY	3.1
1	H	20	VAL	3.0
1	E	25	SER	3.0
1	H	186	ILE	3.0
1	G	169	LYS	3.0
1	H	182	VAL	3.0
1	H	180	GLU	3.0
1	E	152	MET	2.9
1	G	21	ILE	2.9
1	F	142	PRO	2.9
1	F	168	VAL	2.9
1	H	177	ALA	2.9

*Continued on next page...*

*Continued from previous page...*

Mol	Chain	Res	Type	RSRZ
1	B	182	VAL	2.8
1	F	24	GLY	2.8
1	E	170	GLU	2.8
1	G	142	PRO	2.8
1	F	139	ILE	2.8
1	E	180	GLU	2.8
1	A	26	TYR	2.8
1	H	185	ASP	2.7
1	A	182	VAL	2.7
1	E	177	ALA	2.7
1	B	155	LYS	2.7
1	D	297	VAL	2.7
1	H	25	SER	2.6
1	F	19	PHE	2.6
1	H	139	ILE	2.6
1	E	147	GLU	2.5
1	F	151	SER	2.5
1	A	155	LYS	2.5
1	H	147	GLU	2.5
1	G	22	SER	2.5
1	C	297	VAL	2.4
1	H	170	GLU	2.4
1	E	185	ASP	2.4
1	E	141	ASP	2.4
1	H	157	TYR	2.4
1	G	151	SER	2.4
1	F	169	LYS	2.3
1	H	140	ALA	2.3
1	C	154	GLN	2.3
1	F	23	TYR	2.3
1	D	154	GLN	2.3
1	F	181	ARG	2.3
1	H	165	GLY	2.3
1	H	168	VAL	2.3
1	A	156	GLY	2.2
1	B	20	VAL	2.2
1	F	152	MET	2.2
1	G	181	ARG	2.2
1	D	169	LYS	2.1
1	E	181	ARG	2.1
1	D	142	PRO	2.1
1	F	20	VAL	2.1

*Continued on next page...*

*Continued from previous page...*

Mol	Chain	Res	Type	RSRZ
1	F	178	VAL	2.1
1	E	174	ARG	2.1
1	C	169	LYS	2.1
1	A	180	GLU	2.1
1	F	170	GLU	2.0
1	G	172	VAL	2.0
1	F	22	SER	2.0
1	G	170	GLU	2.0
1	G	178	VAL	2.0

## 6.2 Non-standard residues in protein, DNA, RNA chains [i](#)

There are no non-standard protein/DNA/RNA residues in this entry.

## 6.3 Carbohydrates [i](#)

There are no carbohydrates in this entry.

## 6.4 Ligands [i](#)

In the following table, the Atoms column lists the number of modelled atoms in the group and the number defined in the chemical component dictionary. LLDF column lists the quality of electron density of the group with respect to its neighbouring residues in protein, DNA or RNA chains. The B-factors column lists the minimum, median, 95<sup>th</sup> percentile and maximum values of B factors of atoms in the group. The column labelled 'Q < 0.9' lists the number of atoms with occupancy less than 0.9.

Mol	Type	Chain	Res	Atoms	RSCC	RSR	LLDF	B-factors(Å <sup>2</sup> )	Q<0.9
2	MG	C	501	1/1	0.81	0.17	2.54	54,54,54,54	0
2	MG	F	501	1/1	0.90	0.20	2.29	41,41,41,41	0
2	MG	H	501	1/1	0.87	0.17	0.83	36,36,36,36	0
2	MG	D	501	1/1	0.93	0.13	0.41	42,42,42,42	0
2	MG	E	501	1/1	0.76	0.14	0.22	32,32,32,32	0
2	MG	G	501	1/1	0.94	0.12	-0.16	33,33,33,33	0
2	MG	A	501	1/1	0.96	0.09	-1.39	41,41,41,41	0
2	MG	B	501	1/1	0.93	0.09	-1.46	37,37,37,37	0

## 6.5 Other polymers [i](#)

There are no such residues in this entry.