



# Full wwPDB X-ray Structure Validation Report ⓘ

Feb 1, 2016 – 05:18 AM GMT

PDB ID : 2Q4A  
Title : Ensemble refinement of the protein crystal structure of gene product from Arabidopsis thaliana At3g21360  
Authors : Levin, E.J.; Kondrashov, D.A.; Wesenberg, G.E.; Phillips Jr., G.N.; Center for Eukaryotic Structural Genomics (CESG)  
Deposited on : 2007-05-31  
Resolution : 2.39 Å(reported)

This is a Full wwPDB X-ray Structure Validation Report for a publicly released PDB entry.  
We welcome your comments at [validation@mail.wwpdb.org](mailto:validation@mail.wwpdb.org)  
A user guide is available at  
<http://wwpdb.org/validation/2016/XrayValidationReportHelp>  
with specific help available everywhere you see the ⓘ symbol.

---

The following versions of software and data (see [references ⓘ](#)) were used in the production of this report:

MolProbity : 4.02b-467  
Mogul : 1.7 (RC4), CSD as536be (2015)  
Xtriage (Phenix) : 1.9-1692  
EDS : rb-20026688  
Percentile statistics : 20151230.v01 (using entries in the PDB archive December 30th 2015)  
Refmac : 5.8.0135  
CCP4 : 6.5.0  
Ideal geometry (proteins) : Engh & Huber (2001)  
Ideal geometry (DNA, RNA) : Parkinson et al. (1996)  
Validation Pipeline (wwPDB-VP) : trunk26865

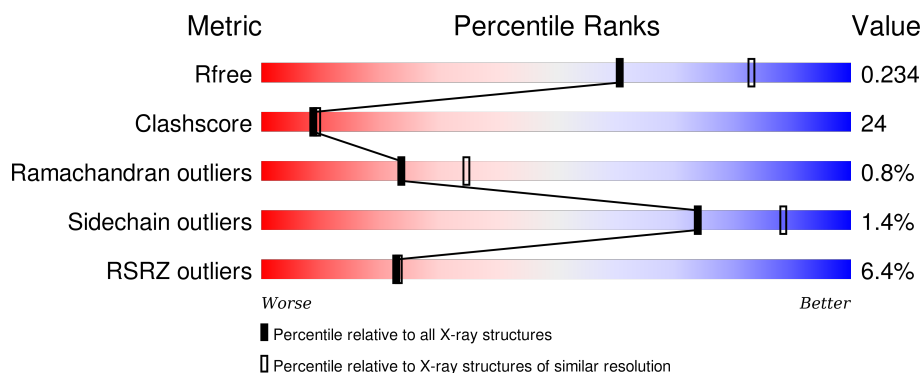
# 1 Overall quality at a glance

The following experimental techniques were used to determine the structure:

*X-RAY DIFFRACTION*

The reported resolution of this entry is 2.39 Å.

Percentile scores (ranging between 0-100) for global validation metrics of the entry are shown in the following graphic. The table shows the number of entries on which the scores are based.



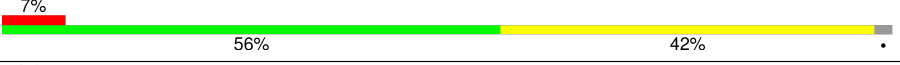
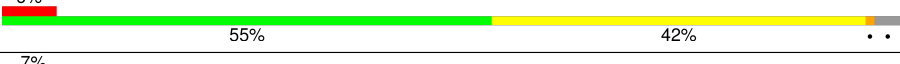

Metric	Whole archive (#Entries)	Similar resolution (#Entries, resolution range(Å))
$R_{free}$	91344	2919 (2.40-2.40)
Clashscore	102246	3407 (2.40-2.40)
Ramachandran outliers	100387	3351 (2.40-2.40)
Sidechain outliers	100360	3352 (2.40-2.40)
RSRZ outliers	91569	2928 (2.40-2.40)

The table below summarises the geometric issues observed across the polymeric chains and their fit to the electron density. The red, orange, yellow and green segments on the lower bar indicate the fraction of residues that contain outliers for  $\geq 3$ , 2, 1 and 0 types of geometric quality criteria. A grey segment represents the fraction of residues that are not modelled. The numeric value for each fraction is indicated below the corresponding segment, with a dot representing fractions  $\leq 5\%$ . The upper red bar (where present) indicates the fraction of residues that have poor fit to the electron density. The numeric value is given above the bar.

Mol	Chain	Length	Quality of chain
1	1-A	330	
1	1-B	330	
1	2-A	330	
1	2-B	330	
1	3-A	330	

*Continued on next page...*

*Continued from previous page...*

Mol	Chain	Length	Quality of chain
1	3-B	330	
1	4-A	330	
1	4-B	330	

The following table lists non-polymeric compounds, carbohydrate monomers and non-standard residues in protein, DNA, RNA chains that are outliers for geometric or electron-density-fit criteria:

Mol	Type	Chain	Res	Chirality	Geometry	Clashes	Electron density
3	SO4	1-A	801	-	-	-	X
3	SO4	2-A	801	-	-	-	X
3	SO4	3-A	801	-	-	-	X
3	SO4	4-A	801	-	-	-	X

## 2 Entry composition [i](#)

There are 4 unique types of molecules in this entry. The entry contains 23772 atoms, of which 0 are hydrogens and 0 are deuteriums.

In the tables below, the ZeroOcc column contains the number of atoms modelled with zero occupancy, the AltConf column contains the number of residues with at least one atom in alternate conformation and the Trace column contains the number of residues modelled with at most 2 atoms.

- Molecule 1 is a protein called Clavamate synthase-like protein At3g21360.

Mol	Chain	Residues	Atoms					ZeroOcc	AltConf	Trace
1	1-A	321	Total	C	N	O	S	0	0	0
			2565	1644	442	469	10			
1	2-A	321	Total	C	N	O	S	0	0	0
			2565	1644	442	469	10			
1	3-A	321	Total	C	N	O	S	0	0	0
			2565	1644	442	469	10			
1	4-A	321	Total	C	N	O	S	0	0	0
			2565	1644	442	469	10			
1	1-B	322	Total	C	N	O	S	0	0	0
			2576	1652	440	474	10			
1	2-B	322	Total	C	N	O	S	0	0	0
			2576	1652	440	474	10			
1	3-B	322	Total	C	N	O	S	0	0	0
			2576	1652	440	474	10			
1	4-B	322	Total	C	N	O	S	0	0	0
			2576	1652	440	474	10			

- Molecule 2 is FE (III) ION (three-letter code: FE) (formula: Fe).

Mol	Chain	Residues	Atoms		ZeroOcc	AltConf
2	3-A	1	Total	Fe	0	0
			1	1		
2	3-B	1	Total	Fe	0	0
			1	1		
2	4-A	1	Total	Fe	0	0
			1	1		
2	1-B	1	Total	Fe	0	0
			1	1		
2	4-B	1	Total	Fe	0	0
			1	1		
2	1-A	1	Total	Fe	0	0
			1	1		

*Continued on next page...*

*Continued from previous page...*

Mol	Chain	Residues	Atoms		ZeroOcc	AltConf
2	2-B	1	Total	Fe	0	0
			1	1		
2	2-A	1	Total	Fe	0	0
			1	1		

- Molecule 3 is SULFATE ION (three-letter code: SO4) (formula: O<sub>4</sub>S).



Mol	Chain	Residues	Atoms			ZeroOcc	AltConf
3	1-A	1	Total	O	S	0	0
			5	4	1		
3	2-A	1	Total	O	S	0	0
			5	4	1		
3	3-A	1	Total	O	S	0	0
			5	4	1		
3	4-A	1	Total	O	S	0	0
			5	4	1		
3	1-A	1	Total	O	S	0	0
			5	4	1		
3	2-A	1	Total	O	S	0	0
			5	4	1		
3	3-A	1	Total	O	S	0	0
			5	4	1		
3	4-A	1	Total	O	S	0	0
			5	4	1		
3	1-A	1	Total	O	S	0	0
			5	4	1		

*Continued on next page...*

*Continued from previous page...*

Mol	Chain	Residues	Atoms			ZeroOcc	AltConf
3	2-A	1	Total	O	S	0	0
			5	4	1		
3	3-A	1	Total	O	S	0	0
			5	4	1		
3	4-A	1	Total	O	S	0	0
			5	4	1		
3	1-B	1	Total	O	S	0	0
			5	4	1		
3	2-B	1	Total	O	S	0	0
			5	4	1		
3	3-B	1	Total	O	S	0	0
			5	4	1		
3	4-B	1	Total	O	S	0	0
			5	4	1		

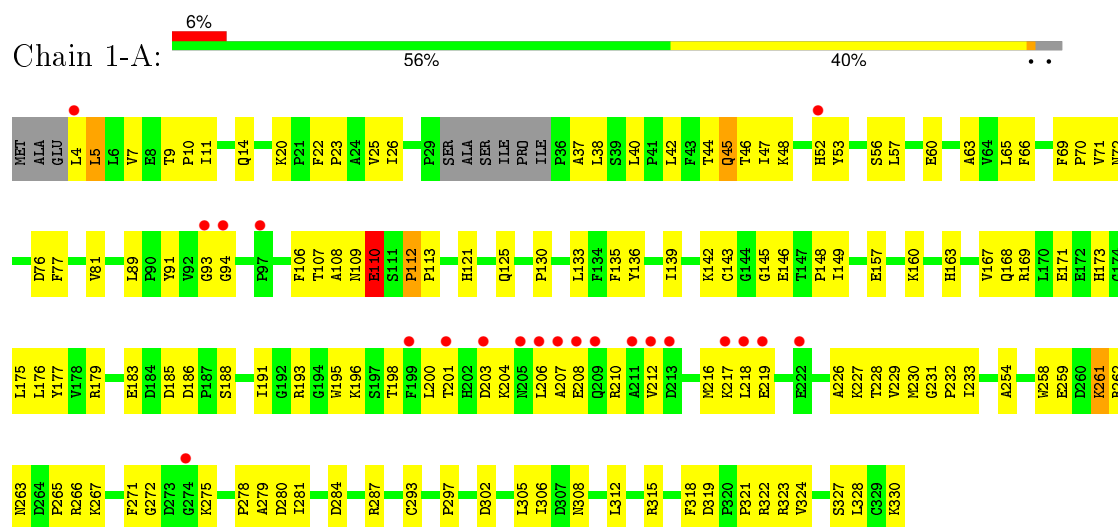
- Molecule 4 is water.

Mol	Chain	Residues	Atoms		ZeroOcc	AltConf
4	1-A	339	Total	O	0	0
			339	339		
4	2-A	342	Total	O	0	0
			342	342		
4	3-A	338	Total	O	0	0
			338	338		
4	4-A	336	Total	O	0	0
			336	336		
4	1-B	441	Total	O	0	0
			441	441		
4	2-B	438	Total	O	0	0
			438	438		
4	3-B	442	Total	O	0	0
			442	442		
4	4-B	444	Total	O	0	0
			444	444		

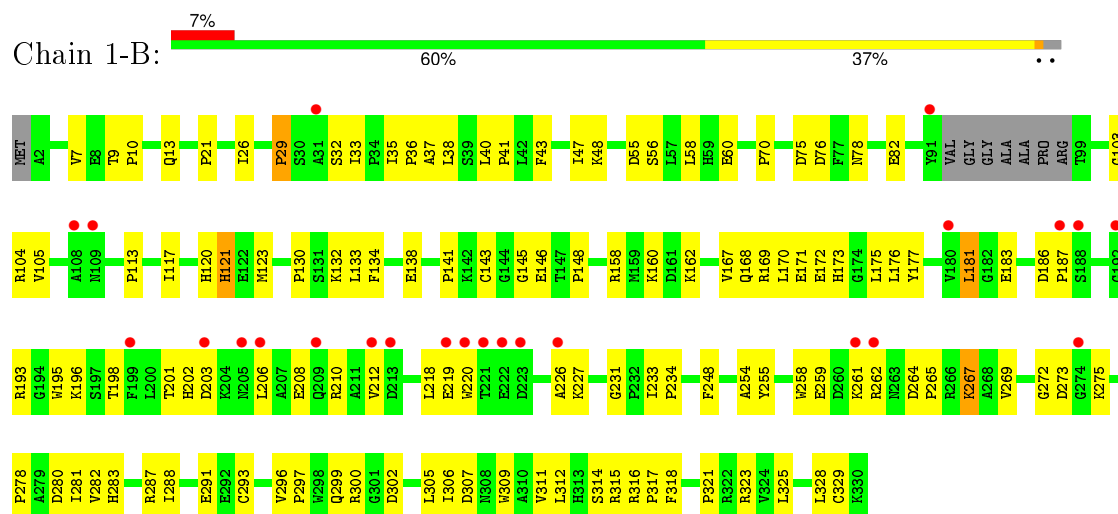
### 3 Residue-property plots

These plots are drawn for all protein, RNA and DNA chains in the entry. The first graphic for a chain summarises the proportions of errors displayed in the second graphic. The second graphic shows the sequence view annotated by issues in geometry and electron density. Residues are color-coded according to the number of geometric quality criteria for which they contain at least one outlier: green = 0, yellow = 1, orange = 2 and red = 3 or more. A red dot above a residue indicates a poor fit to the electron density ( $RSRZ > 2$ ). Stretches of 2 or more consecutive residues without any outlier are shown as a green connector. Residues present in the sample, but not in the model, are shown in grey.

- Molecule 1: Clavamate synthase-like protein At3g21360

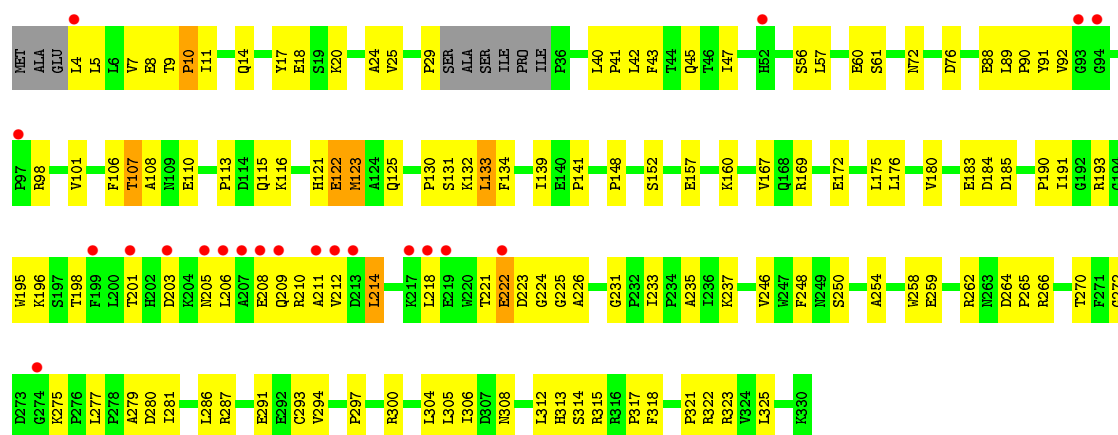


- Molecule 1: Clavamate synthase-like protein At3g21360

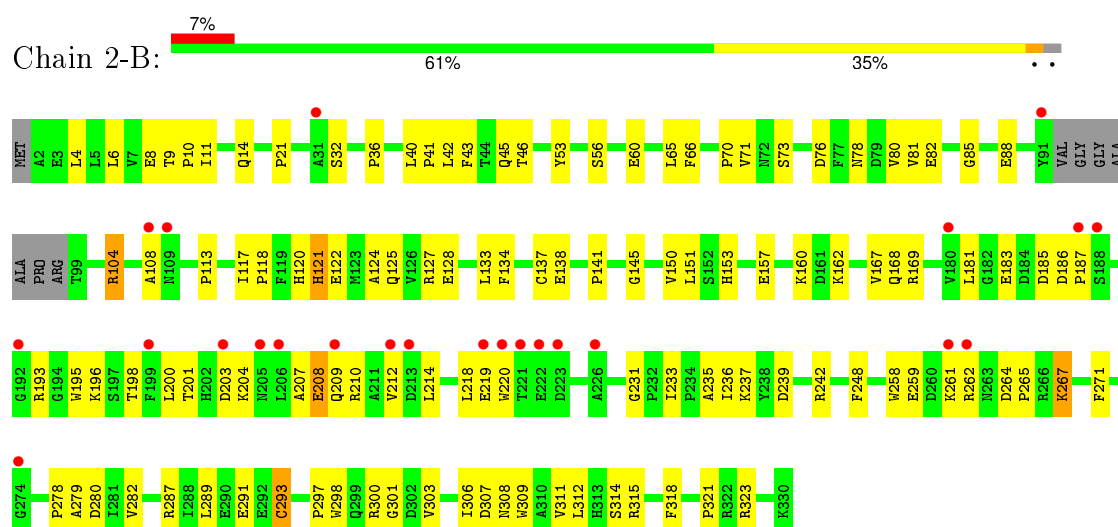


- Molecule 1: Clavamate synthase-like protein At3g21360

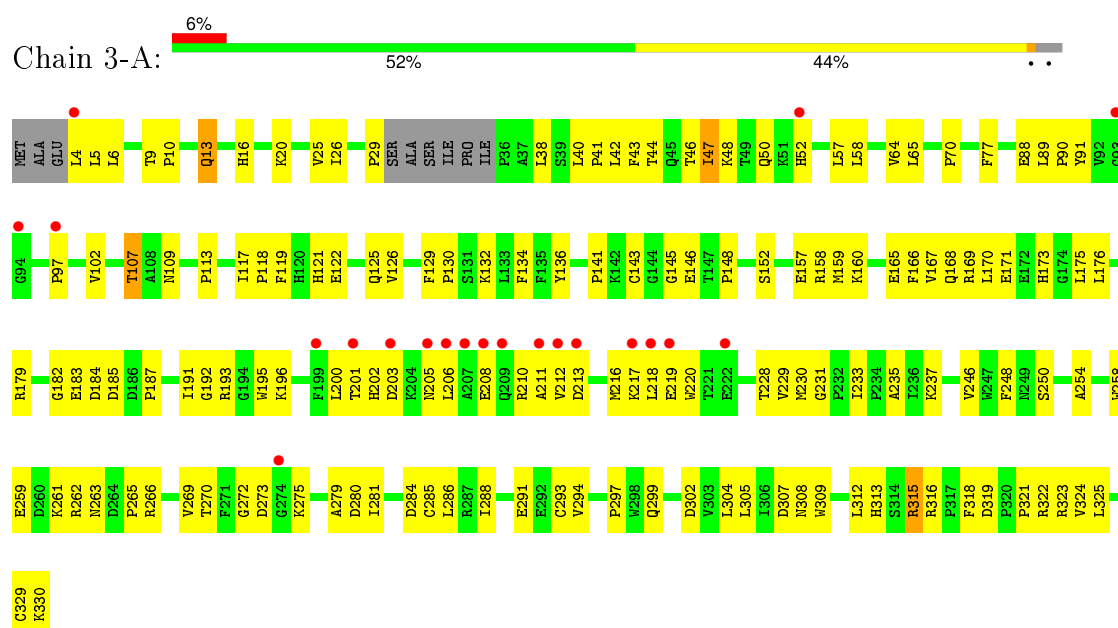




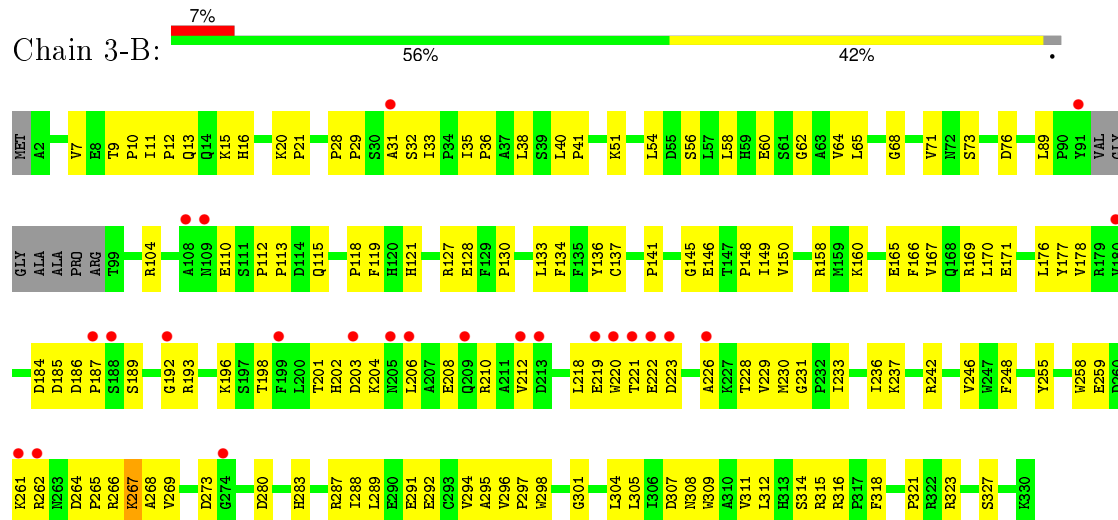
• Molecule 1: Clavamate synthase-like protein At3g21360



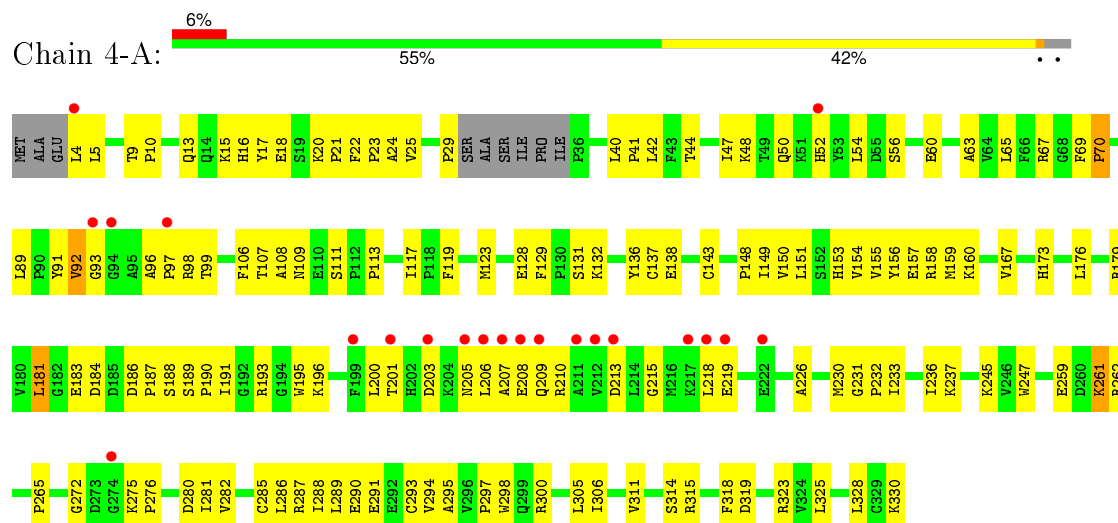
• Molecule 1: Clavamate synthase-like protein At3g21360



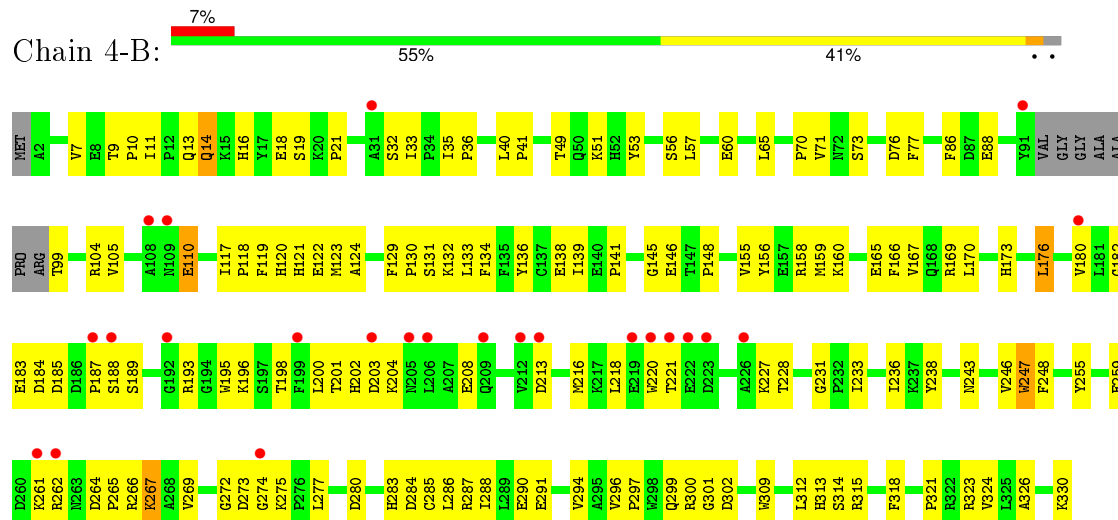
• Molecule 1: Clavamate synthase-like protein At3g21360



• Molecule 1: Clavamate synthase-like protein At3g21360



• Molecule 1: Clavamate synthase-like protein At3g21360



## 4 Data and refinement statistics

Property	Value	Source
Space group	C 1 2 1	Depositor
Cell constants a, b, c, $\alpha$ , $\beta$ , $\gamma$	145.28Å 61.09Å 114.68Å 90.00° 121.68° 90.00°	Depositor
Resolution (Å)	43.63 – 2.39 43.63 – 2.39	Depositor EDS
% Data completeness (in resolution range)	96.8 (43.63-2.39) 96.4 (43.63-2.39)	Depositor EDS
$R_{merge}$	(Not available)	Depositor
$R_{sym}$	(Not available)	Depositor
$\langle I/\sigma(I) \rangle$ <sup>1</sup>	4.48 (at 2.39Å)	Xtriage
Refinement program	CNS 1.1	Depositor
R, $R_{free}$	0.171 , 0.235 0.177 , 0.234	Depositor DCC
$R_{free}$ test set	1628 reflections (5.23%)	DCC
Wilson B-factor (Å <sup>2</sup> )	23.4	Xtriage
Anisotropy	0.107	Xtriage
Bulk solvent $k_{sol}$ (e/Å <sup>3</sup> ), $B_{sol}$ (Å <sup>2</sup> )	0.33 , 78.7	EDS
Estimated twinning fraction	No twinning to report.	Xtriage
L-test for twinning <sup>2</sup>	$\langle  L  \rangle = 0.48$ , $\langle L^2 \rangle = 0.31$	Xtriage
Outliers	0 of 34020 reflections	Xtriage
$F_o, F_c$ correlation	0.94	EDS
Total number of atoms	23772	wwPDB-VP
Average B, all atoms (Å <sup>2</sup> )	31.0	wwPDB-VP

Xtriage's analysis on translational NCS is as follows: *The largest off-origin peak in the Patterson function is 5.38% of the height of the origin peak. No significant pseudotranslation is detected.*

<sup>1</sup>Intensities estimated from amplitudes.

<sup>2</sup>Theoretical values of  $\langle |L| \rangle$ ,  $\langle L^2 \rangle$  for acentric reflections are 0.5, 0.375 respectively for untwinned datasets, and 0.333, 0.2 for perfectly twinned datasets.

## 5 Model quality [i](#)

### 5.1 Standard geometry [i](#)

Bond lengths and bond angles in the following residue types are not validated in this section: FE, SO4

The Z score for a bond length (or angle) is the number of standard deviations the observed value is removed from the expected value. A bond length (or angle) with  $|Z| > 5$  is considered an outlier worth inspection. RMSZ is the root-mean-square of all Z scores of the bond lengths (or angles).

Mol	Chain	Bond lengths		Bond angles	
		RMSZ	# Z  >5	RMSZ	# Z  >5
1	1-A	0.49	0/2640	0.68	0/3588
1	1-B	0.56	0/2651	0.69	1/3605 (0.0%)
1	2-A	0.50	0/2640	0.67	0/3588
1	2-B	0.55	0/2651	0.70	1/3605 (0.0%)
1	3-A	0.50	0/2640	0.67	0/3588
1	3-B	0.55	0/2651	0.69	0/3605
1	4-A	0.51	0/2640	0.68	0/3588
1	4-B	0.56	0/2651	0.70	0/3605
All	All	0.53	0/21164	0.68	2/28772 (0.0%)

There are no bond length outliers.

All (2) bond angle outliers are listed below:

Mol	Chain	Res	Type	Atoms	Z	Observed(°)	Ideal(°)
1	2-B	121	HIS	N-CA-C	-5.19	97.00	111.00
1	1-B	121	HIS	N-CA-C	-5.13	97.16	111.00

There are no chirality outliers.

There are no planarity outliers.

### 5.2 Too-close contacts [i](#)

In the following table, the Non-H and H(model) columns list the number of non-hydrogen atoms and hydrogen atoms in the chain respectively. The H(added) column lists the number of hydrogen atoms added and optimized by MolProbity. The Clashes column lists the number of clashes within the asymmetric unit, whereas Symm-Clashes lists symmetry related clashes.

Mol	Chain	Non-H	H(model)	H(added)	Clashes	Symm-Clashes
1	1-A	2565	0	2519	138	0

*Continued on next page...*

*Continued from previous page...*

Mol	Chain	Non-H	H(model)	H(added)	Clashes	Symm-Clashes
1	1-B	2576	0	2528	121	0
1	2-A	2565	0	2519	105	0
1	2-B	2576	0	2528	111	0
1	3-A	2565	0	2519	134	0
1	3-B	2576	0	2528	118	0
1	4-A	2565	0	2519	124	0
1	4-B	2576	0	2528	127	0
2	1-A	1	0	0	0	0
2	1-B	1	0	0	0	0
2	2-A	1	0	0	0	0
2	2-B	1	0	0	0	0
2	3-A	1	0	0	0	0
2	3-B	1	0	0	0	0
2	4-A	1	0	0	0	0
2	4-B	1	0	0	0	0
3	1-A	15	0	0	1	0
3	1-B	5	0	0	0	0
3	2-A	15	0	0	0	0
3	2-B	5	0	0	0	0
3	3-A	15	0	0	0	0
3	3-B	5	0	0	0	0
3	4-A	15	0	0	0	0
3	4-B	5	0	0	0	0
4	1-A	339	0	0	19	0
4	1-B	441	0	0	22	0
4	2-A	342	0	0	15	0
4	2-B	438	0	0	20	0
4	3-A	338	0	0	17	0
4	3-B	442	0	0	19	0
4	4-A	336	0	0	15	0
4	4-B	444	0	0	18	0
All	All	23772	0	20188	960	0

The all-atom clashscore is defined as the number of clashes found per 1000 atoms (including hydrogen atoms). The all-atom clashscore for this structure is 24.

All (960) close contacts within the same asymmetric unit are listed below, sorted by their clash magnitude.

Atom-1	Atom-2	Interatomic distance (Å)	Clash overlap (Å)
1:B:158:ARG:HD3	1:B:288:ILE:HG23	1.19	1.17
1:A:89:LEU:HD22	1:A:130:PRO:HG3	1.26	1.09

*Continued on next page...*

*Continued from previous page...*

Atom-1	Atom-2	Interatomic distance (Å)	Clash overlap (Å)
1:B:262:ARG:HH11	1:B:262:ARG:HB2	1.17	1.08
1:B:201:THR:HG22	1:B:203:ASP:H	1.17	1.07
1:A:201:THR:HG22	1:A:203:ASP:H	1.20	1.06
1:B:259:GLU:HB2	1:B:265:PRO:HG3	1.33	1.05
1:B:262:ARG:HH11	1:B:262:ARG:HB2	1.19	1.05
1:B:89:LEU:HD22	1:B:130:PRO:HG3	1.38	1.05
1:B:262:ARG:HH11	1:B:262:ARG:HB2	1.23	1.03
1:A:203:ASP:HA	4:A:1064:HOH:O	1.58	1.00
1:B:262:ARG:HB2	1:B:262:ARG:NH1	1.76	0.98
1:B:262:ARG:NH1	1:B:262:ARG:HB2	1.77	0.98
1:B:262:ARG:NH1	1:B:262:ARG:HB2	1.78	0.97
1:B:259:GLU:HB2	1:B:265:PRO:HG3	1.45	0.97
1:B:183:GLU:HG2	1:B:196:LYS:HE2	1.51	0.93
1:A:116:LYS:HG3	1:A:317:PRO:HD3	1.51	0.92
1:A:206:LEU:HB3	4:A:1144:HOH:O	1.69	0.92
1:A:208:GLU:HA	1:A:218:LEU:HD23	1.52	0.91
1:B:36:PRO:HG2	4:B:1161:HOH:O	1.70	0.90
1:A:231:GLY:HA2	1:A:233:ILE:HG23	1.54	0.89
1:B:32:SER:HB3	1:B:36:PRO:HD3	1.57	0.87
1:B:176:LEU:HD13	1:B:272:GLY:HA2	1.55	0.86
1:A:183:GLU:HG2	1:A:196:LYS:HE3	1.57	0.86
1:A:231:GLY:HA2	1:A:233:ILE:HG23	1.58	0.85
1:B:181:LEU:H	1:B:181:LEU:HD23	1.39	0.85
1:A:217:LYS:HB2	1:A:229:VAL:HB	1.58	0.85
1:A:150:VAL:HB	1:A:293:CYS:SG	2.16	0.85
1:B:280:ASP:HB2	4:B:1107:HOH:O	1.76	0.84
1:B:193:ARG:HD3	1:B:198:THR:HA	1.58	0.84
1:B:201:THR:HG22	1:B:203:ASP:H	1.42	0.83
1:A:201:THR:HG22	1:A:203:ASP:H	1.42	0.83
1:A:4:LEU:HG	1:A:5:LEU:H	1.44	0.83
1:A:206:LEU:HB3	4:A:1145:HOH:O	1.78	0.83
1:A:231:GLY:HA2	1:A:233:ILE:HG23	1.62	0.82
1:A:159:MET:CE	1:A:285:CYS:HA	2.09	0.82
1:A:89:LEU:HD13	1:A:330:LYS:HA	1.61	0.82
1:A:89:LEU:HD22	1:A:130:PRO:HG3	1.63	0.81
1:A:231:GLY:HA2	1:A:233:ILE:HG23	1.61	0.81
1:B:201:THR:HG22	1:B:203:ASP:H	1.44	0.81
1:B:112:PRO:HD2	1:B:115:GLN:HG3	1.61	0.81
1:B:208:GLU:HA	1:B:218:LEU:HD13	1.63	0.80
1:A:261:LYS:HD3	4:A:964:HOH:O	1.82	0.80
1:A:259:GLU:HB2	1:A:265:PRO:CG	2.13	0.79

*Continued on next page...*

*Continued from previous page...*

Atom-1	Atom-2	Interatomic distance (Å)	Clash overlap (Å)
1:B:148:PRO:HD2	1:B:314:SER:OG	1.82	0.79
1:A:89:LEU:HD13	1:A:330:LYS:HA	1.65	0.79
1:B:193:ARG:HH11	1:B:193:ARG:HB2	1.46	0.79
1:A:203:ASP:HA	4:A:1064:HOH:O	1.82	0.78
1:A:259:GLU:HB2	1:A:265:PRO:HG3	1.65	0.78
1:A:195:TRP:HE1	1:A:225:GLY:HA2	1.49	0.78
1:A:286:LEU:HD11	4:A:1186:HOH:O	1.81	0.78
1:A:107:THR:CG2	1:A:325:LEU:HD22	2.14	0.78
1:B:183:GLU:HG2	1:B:196:LYS:HE2	1.66	0.77
1:B:7:VAL:HG23	1:B:29:PRO:HD3	1.66	0.77
1:A:216:MET:HB3	1:A:228:THR:HG23	1.66	0.77
1:A:133:LEU:HG	1:A:306:ILE:HB	1.68	0.76
1:B:193:ARG:NH1	1:B:193:ARG:HB2	2.00	0.76
1:B:264:ASP:O	1:B:267:LYS:HG3	1.86	0.76
1:A:196:LYS:HB2	4:A:1057:HOH:O	1.85	0.76
1:A:206:LEU:HB3	4:A:1148:HOH:O	1.85	0.75
1:A:315:ARG:NH1	1:A:315:ARG:HB3	2.01	0.75
1:A:201:THR:HG22	1:A:203:ASP:H	1.50	0.75
1:B:264:ASP:HB3	1:B:267:LYS:HE3	1.69	0.75
1:B:259:GLU:HB2	1:B:265:PRO:CG	2.17	0.74
1:A:278:PRO:HG2	1:A:281:ILE:HD12	1.69	0.74
1:B:158:ARG:HD3	1:B:288:ILE:CG2	2.11	0.74
1:B:237:LYS:HD3	1:B:248:PHE:HB3	1.69	0.73
1:A:286:LEU:HD11	4:A:1190:HOH:O	1.88	0.73
1:A:191:ILE:HD13	1:A:258:TRP:HA	1.67	0.73
1:A:110:GLU:HB2	1:A:315:ARG:HH21	1.53	0.73
1:B:178:VAL:HG22	1:B:229:VAL:HG22	1.69	0.73
1:A:201:THR:HG22	1:A:203:ASP:N	2.02	0.72
1:B:143:CYS:SG	4:B:1248:HOH:O	2.47	0.72
1:A:148:PRO:HA	1:A:294:VAL:O	1.89	0.72
1:B:259:GLU:HB2	1:B:265:PRO:CG	2.20	0.72
1:A:148:PRO:HA	1:A:294:VAL:O	1.90	0.72
1:A:98:ARG:HG2	1:A:108:ALA:HB2	1.71	0.72
1:A:216:MET:HG2	1:A:230:MET:HE2	1.70	0.71
1:B:267:LYS:O	1:B:267:LYS:HD2	1.90	0.71
1:A:4:LEU:HB2	1:A:42:LEU:HD21	1.71	0.71
1:B:132:LYS:HE2	4:B:1050:HOH:O	1.89	0.71
1:B:113:PRO:HG2	4:B:1178:HOH:O	1.89	0.71
1:B:208:GLU:O	1:B:212:VAL:HG23	1.91	0.71
1:A:136:TYR:O	1:A:324:VAL:HA	1.91	0.71
1:B:58:LEU:HD22	1:B:305:LEU:HD21	1.73	0.71

*Continued on next page...*

*Continued from previous page...*

Atom-1	Atom-2	Interatomic distance (Å)	Clash overlap (Å)
1:A:132:LYS:HB2	1:A:329:CYS:SG	2.31	0.71
1:A:208:GLU:HA	1:A:218:LEU:HD23	1.73	0.71
1:B:66:PHE:HB2	1:B:303:VAL:HB	1.74	0.70
1:A:125:GLN:HE22	1:A:250:SER:CB	2.04	0.70
1:A:63:ALA:HA	1:A:305:LEU:O	1.91	0.70
1:A:107:THR:HG22	1:A:108:ALA:N	2.07	0.70
1:B:258:TRP:C	1:B:265:PRO:HG3	2.12	0.69
1:A:45:GLN:HB2	4:A:905:HOH:O	1.92	0.69
1:B:267:LYS:HD3	4:B:980:HOH:O	1.91	0.69
1:A:201:THR:HG21	1:A:206:LEU:HB2	1.71	0.69
1:A:94:GLY:HA2	1:A:198:THR:HG23	1.73	0.69
1:A:259:GLU:HB2	1:A:265:PRO:HG3	1.73	0.69
1:A:141:PRO:HG3	1:A:322:ARG:HG3	1.73	0.69
1:B:166:PHE:CE2	1:B:170:LEU:HD11	2.28	0.69
1:A:4:LEU:HG	1:A:5:LEU:N	2.08	0.69
1:B:206:LEU:HD21	1:B:210:ARG:NH2	2.08	0.69
1:B:208:GLU:O	1:B:212:VAL:HG23	1.93	0.69
1:B:121:HIS:CD2	1:B:248:PHE:HA	2.29	0.68
1:A:160:LYS:HA	1:A:167:VAL:HG21	1.74	0.68
1:B:123:MET:HB2	1:B:130:PRO:HD3	1.75	0.68
1:A:5:LEU:HD23	4:A:1107:HOH:O	1.92	0.68
1:A:191:ILE:HD13	1:A:258:TRP:HA	1.74	0.68
1:B:264:ASP:HB3	1:B:267:LYS:HE3	1.75	0.68
1:A:183:GLU:HG2	1:A:196:LYS:HE3	1.76	0.68
1:A:195:TRP:HA	1:A:198:THR:HB	1.76	0.68
1:A:136:TYR:CE2	1:A:138:GLU:HB2	2.28	0.68
1:A:259:GLU:HB2	1:A:265:PRO:HG3	1.76	0.67
1:A:5:LEU:HA	4:A:1108:HOH:O	1.94	0.67
1:A:201:THR:HG22	1:A:203:ASP:N	2.10	0.67
1:A:107:THR:HG21	1:A:325:LEU:HD22	1.77	0.67
1:B:283:HIS:HB3	4:B:1109:HOH:O	1.94	0.67
1:A:323:ARG:HE	1:A:325:LEU:HD21	1.60	0.66
1:A:216:MET:HB3	1:A:228:THR:HG23	1.77	0.66
1:B:193:ARG:HH11	1:B:193:ARG:CB	2.08	0.66
1:A:156:TYR:CD1	1:A:236:ILE:HD12	2.30	0.66
1:A:168:GLN:O	1:A:171:GLU:HG2	1.95	0.66
1:A:139:ILE:HB	1:A:323:ARG:HB3	1.77	0.66
1:B:196:LYS:HD3	1:B:202:HIS:HA	1.76	0.66
1:A:159:MET:HE1	1:A:285:CYS:HA	1.77	0.66
1:B:315:ARG:HG2	1:B:315:ARG:HH11	1.60	0.66
1:A:259:GLU:HB2	1:A:265:PRO:CG	2.25	0.66

*Continued on next page...*

*Continued from previous page...*

Atom-1	Atom-2	Interatomic distance (Å)	Clash overlap (Å)
1:B:218:LEU:HD23	1:B:219:GLU:N	2.11	0.66
1:B:200:LEU:HB2	1:B:210:ARG:NH1	2.11	0.65
1:A:184:ASP:HB3	1:B:185:ASP:O	1.96	0.65
1:B:201:THR:HG22	1:B:203:ASP:H	1.61	0.65
1:A:4:LEU:CG	1:A:5:LEU:H	2.07	0.65
1:B:117:ILE:O	1:B:314:SER:HB2	1.95	0.65
1:A:159:MET:HE3	1:A:285:CYS:HA	1.77	0.65
1:B:104:ARG:CZ	4:B:1052:HOH:O	2.45	0.65
1:A:153:HIS:CE1	1:A:154:VAL:HG23	2.32	0.65
1:A:282:VAL:O	1:A:285:CYS:HB3	1.96	0.64
1:B:156:TYR:OH	1:B:160:LYS:HD3	1.97	0.64
1:A:259:GLU:HB2	1:A:265:PRO:HG2	1.79	0.64
1:A:159:MET:HE2	1:A:288:ILE:HD12	1.79	0.64
1:A:5:LEU:O	1:A:29:PRO:HD3	1.98	0.64
1:B:182:GLY:HA2	1:B:262:ARG:HH12	1.62	0.64
1:A:38:LEU:HB2	4:A:1002:HOH:O	1.97	0.64
1:B:185:ASP:O	1:B:187:PRO:HD3	1.98	0.64
1:B:181:LEU:HD21	4:B:1083:HOH:O	1.96	0.64
1:A:323:ARG:HH12	1:A:325:LEU:HD21	1.63	0.64
1:A:188:SER:HB2	1:B:196:LYS:NZ	2.13	0.64
1:B:280:ASP:HB2	4:B:1107:HOH:O	1.98	0.64
1:A:38:LEU:HD12	4:A:1000:HOH:O	1.98	0.64
1:A:56:SER:O	1:A:60:GLU:HG3	1.96	0.64
1:A:217:LYS:HB2	1:A:229:VAL:HB	1.79	0.64
1:A:254:ALA:HA	1:A:258:TRP:CD1	2.33	0.63
1:A:201:THR:HG22	1:A:203:ASP:N	2.14	0.63
1:B:259:GLU:HB2	1:B:265:PRO:CG	2.20	0.63
1:B:218:LEU:HD21	1:B:226:ALA:HB1	1.80	0.63
1:B:193:ARG:HD3	1:B:198:THR:HA	1.80	0.63
1:A:254:ALA:HA	1:A:258:TRP:CD1	2.34	0.63
1:B:261:LYS:HG3	1:B:262:ARG:HG3	1.79	0.63
1:A:25:VAL:HG22	1:A:65:LEU:HB3	1.81	0.63
1:B:264:ASP:O	1:B:267:LYS:HG3	1.99	0.62
1:A:40:LEU:HB3	1:A:41:PRO:HD3	1.81	0.62
1:B:306:ILE:HG23	1:B:311:VAL:HB	1.81	0.62
1:B:160:LYS:HA	1:B:167:VAL:HG21	1.81	0.62
1:B:104:ARG:NH2	4:B:1052:HOH:O	2.31	0.62
1:B:150:VAL:HG11	1:B:289:LEU:HD23	1.81	0.62
1:B:259:GLU:HB2	1:B:265:PRO:HG2	1.80	0.62
1:B:133:LEU:HG	1:B:328:LEU:HD23	1.81	0.62
1:B:261:LYS:HE3	1:B:262:ARG:HE	1.65	0.62

*Continued on next page...*

*Continued from previous page...*

Atom-1	Atom-2	Interatomic distance (Å)	Clash overlap (Å)
1:A:160:LYS:HA	1:A:167:VAL:HG21	1.81	0.62
1:B:261:LYS:HE3	1:B:262:ARG:HE	1.64	0.62
1:A:146:GLU:O	1:A:148:PRO:HD3	2.00	0.62
1:A:179:ARG:NE	1:A:193:ARG:HH12	1.98	0.62
1:A:210:ARG:O	1:A:214:LEU:HB2	2.00	0.62
1:A:97:PRO:HG2	1:A:109:ASN:HD21	1.64	0.62
1:A:315:ARG:HD3	1:A:322:ARG:NH2	2.15	0.62
1:B:200:LEU:HB2	1:B:210:ARG:HH12	1.65	0.62
1:B:287:ARG:O	1:B:291:GLU:HG3	2.00	0.61
1:B:134:PHE:HB2	1:B:327:SER:HB3	1.82	0.61
1:A:173:HIS:O	1:A:272:GLY:HA3	2.00	0.61
1:B:33:ILE:HD12	1:B:33:ILE:N	2.15	0.61
1:B:183:GLU:HA	1:B:195:TRP:NE1	2.14	0.61
1:B:297:PRO:HG2	4:B:1007:HOH:O	2.00	0.61
1:A:297:PRO:HG2	4:A:981:HOH:O	1.98	0.61
1:A:315:ARG:HH11	1:A:315:ARG:HB3	1.63	0.61
1:A:110:GLU:HB2	1:A:315:ARG:HH21	1.63	0.61
1:B:267:LYS:HD2	1:B:267:LYS:C	2.21	0.61
1:A:20:LYS:HG3	4:A:999:HOH:O	2.00	0.61
1:B:181:LEU:HD22	1:B:193:ARG:O	1.99	0.61
1:B:65:LEU:HD12	1:B:66:PHE:N	2.16	0.61
1:A:109:ASN:HB3	4:A:1022:HOH:O	1.99	0.61
1:A:15:LYS:NZ	1:A:293:CYS:O	2.29	0.61
1:A:138:GLU:OE1	1:A:323:ARG:NH1	2.34	0.61
1:A:218:LEU:HD11	1:A:226:ALA:HB1	1.82	0.61
1:B:56:SER:O	1:B:60:GLU:HG3	2.01	0.61
1:A:107:THR:HG23	1:A:325:LEU:CD2	2.31	0.60
1:A:271:PHE:HB2	1:A:275:LYS:O	2.01	0.60
1:B:117:ILE:O	1:B:314:SER:HB2	2.01	0.60
1:A:195:TRP:NE1	1:A:225:GLY:HA2	2.16	0.60
1:B:206:LEU:HD21	1:B:210:ARG:NH2	2.15	0.60
1:A:270:THR:HA	1:A:277:LEU:HG	1.83	0.60
1:B:169:ARG:HE	1:B:275:LYS:HD2	1.65	0.60
1:B:181:LEU:N	1:B:181:LEU:HD23	2.14	0.60
1:A:181:LEU:HD23	1:A:181:LEU:N	2.16	0.60
1:B:141:PRO:HA	1:B:321:PRO:O	2.02	0.60
1:B:104:ARG:NH1	4:B:1053:HOH:O	2.31	0.60
1:B:297:PRO:HG2	4:B:1009:HOH:O	2.00	0.60
1:A:43:PHE:CZ	1:A:47:ILE:HD11	2.36	0.60
1:B:275:LYS:NZ	4:B:1081:HOH:O	2.35	0.60
1:B:280:ASP:HB2	4:B:1109:HOH:O	2.02	0.60

*Continued on next page...*

*Continued from previous page...*

Atom-1	Atom-2	Interatomic distance (Å)	Clash overlap (Å)
1:A:176:LEU:HD12	1:A:230:MET:O	2.01	0.60
1:B:168:GLN:HG2	4:B:1191:HOH:O	2.02	0.60
1:A:91:TYR:CD2	1:A:200:LEU:HD11	2.37	0.59
1:A:287:ARG:O	1:A:291:GLU:HG3	2.00	0.59
1:A:146:GLU:C	1:A:148:PRO:HD3	2.22	0.59
1:A:262:ARG:NH1	1:A:262:ARG:HB2	2.16	0.59
1:B:117:ILE:O	1:B:314:SER:HB2	2.02	0.59
1:A:206:LEU:O	1:A:210:ARG:HG3	2.03	0.59
1:B:145:GLY:HA3	1:B:318:PHE:HB3	1.84	0.59
1:A:186:ASP:HB3	1:A:189:SER:HB3	1.83	0.59
1:A:143:CYS:HB3	1:A:319:ASP:OD2	2.02	0.59
1:B:246:VAL:O	1:B:248:PHE:N	2.36	0.59
1:A:117:ILE:HD12	1:A:315:ARG:HB2	1.84	0.59
1:A:20:LYS:HG3	4:A:998:HOH:O	2.03	0.59
1:B:162:LYS:HE2	1:B:287:ARG:NH2	2.18	0.59
1:A:125:GLN:HE22	1:A:250:SER:CB	2.16	0.59
1:A:122:GLU:OE1	1:A:313:HIS:HE1	1.85	0.59
1:B:283:HIS:HB3	4:B:1110:HOH:O	2.03	0.59
1:A:20:LYS:HG3	4:A:999:HOH:O	2.01	0.59
1:B:231:GLY:HA2	1:B:233:ILE:HG23	1.85	0.59
1:A:16:HIS:HA	1:A:20:LYS:O	2.02	0.59
1:A:70:PRO:HG3	4:A:1002:HOH:O	2.03	0.58
1:A:196:LYS:HB2	4:A:1056:HOH:O	2.02	0.58
1:B:258:TRP:C	1:B:265:PRO:HG3	2.24	0.58
1:A:106:PHE:HE1	1:A:328:LEU:HG	1.67	0.58
1:B:153:HIS:HD2	1:B:157:GLU:OE2	1.85	0.58
1:B:208:GLU:HA	1:B:218:LEU:HD13	1.86	0.58
1:A:169:ARG:NH2	1:A:275:LYS:HD3	2.19	0.58
4:A:1056:HOH:O	1:B:187:PRO:HG2	2.03	0.58
1:A:219:GLU:HG3	1:A:219:GLU:O	2.03	0.58
1:A:70:PRO:HG3	4:A:1001:HOH:O	2.02	0.58
1:A:10:PRO:HA	1:A:14:GLN:OE1	2.04	0.58
1:A:196:LYS:HZ1	1:B:187:PRO:HD2	1.69	0.58
1:B:267:LYS:C	1:B:267:LYS:HD2	2.24	0.58
1:B:264:ASP:H	1:B:267:LYS:HE3	1.69	0.58
1:B:105:VAL:HG13	1:B:326:ALA:O	2.04	0.58
1:B:283:HIS:HB3	4:B:1111:HOH:O	2.03	0.57
1:B:287:ARG:O	1:B:291:GLU:HG3	2.05	0.57
1:B:261:LYS:HE3	1:B:262:ARG:HE	1.69	0.57
1:A:208:GLU:O	1:A:212:VAL:HG23	2.04	0.57
1:A:4:LEU:HB2	1:A:42:LEU:HD21	1.84	0.57

*Continued on next page...*

*Continued from previous page...*

Atom-1	Atom-2	Interatomic distance (Å)	Clash overlap (Å)
1:A:4:LEU:HD11	1:A:29:PRO:HD2	1.86	0.57
1:B:201:THR:HG22	1:B:202:HIS:N	2.20	0.57
1:B:146:GLU:O	1:B:148:PRO:HD3	2.03	0.57
1:A:169:ARG:HH21	1:A:275:LYS:HD3	1.70	0.57
1:B:33:ILE:N	1:B:33:ILE:HD12	2.20	0.57
1:B:231:GLY:HA2	1:B:233:ILE:HG23	1.86	0.57
1:B:280:ASP:HB2	4:B:1108:HOH:O	2.05	0.57
1:A:5:LEU:O	1:A:29:PRO:HD3	2.05	0.57
1:A:77:PHE:CZ	1:A:134:PHE:HB3	2.39	0.57
1:B:141:PRO:HA	1:B:321:PRO:O	2.04	0.57
1:B:6:LEU:HG	1:B:46:THR:HG21	1.86	0.57
1:B:104:ARG:NH1	4:B:1052:HOH:O	2.37	0.57
1:A:300:ARG:HD3	4:A:1161:HOH:O	2.04	0.57
1:A:137:CYS:SG	1:A:298:TRP:HB3	2.45	0.57
1:A:13:GLN:O	1:A:294:VAL:HG13	2.05	0.57
1:B:33:ILE:N	1:B:33:ILE:HD12	2.20	0.56
1:B:176:LEU:HD12	1:B:230:MET:O	2.05	0.56
1:A:65:LEU:HD11	1:A:302:ASP:HB3	1.86	0.56
1:B:16:HIS:HA	1:B:20:LYS:O	2.06	0.56
1:A:180:VAL:HG21	1:A:262:ARG:O	2.05	0.56
1:A:115:GLN:OE1	1:A:190:PRO:HG3	2.05	0.56
1:B:149:ILE:HB	1:B:311:VAL:HG11	1.87	0.56
1:B:158:ARG:HB3	1:B:288:ILE:HD13	1.87	0.56
1:B:269:VAL:HG22	1:B:277:LEU:HD11	1.88	0.56
1:B:40:LEU:CD2	1:B:76:ASP:HA	2.36	0.56
1:B:127:ARG:HB3	1:B:128:GLU:OE1	2.05	0.56
1:B:146:GLU:O	1:B:148:PRO:HD3	2.05	0.56
1:A:92:VAL:HG12	1:A:92:VAL:O	2.05	0.56
1:B:10:PRO:HA	1:B:14:GLN:OE1	2.06	0.56
1:A:182:GLY:HA3	1:A:262:ARG:NH2	2.21	0.56
1:B:297:PRO:HG2	4:B:1008:HOH:O	2.05	0.56
1:A:90:PRO:HG2	4:A:1018:HOH:O	2.05	0.56
1:A:297:PRO:HG2	4:A:982:HOH:O	2.04	0.56
1:A:196:LYS:NZ	1:B:187:PRO:HD2	2.21	0.56
1:A:44:THR:HA	1:A:47:ILE:HD12	1.86	0.56
1:B:16:HIS:ND1	4:B:1144:HOH:O	2.33	0.56
1:A:50:GLN:O	1:A:54:LEU:HG	2.06	0.56
1:A:185:ASP:OD2	1:B:187:PRO:HG3	2.05	0.56
1:B:259:GLU:HB2	1:B:265:PRO:CG	2.28	0.56
1:B:119:PHE:HA	1:B:313:HIS:O	2.06	0.56
1:B:139:ILE:HD12	1:B:323:ARG:HG3	1.88	0.56

*Continued on next page...*

*Continued from previous page...*

Atom-1	Atom-2	Interatomic distance (Å)	Clash overlap (Å)
1:B:196:LYS:HE2	1:B:202:HIS:HA	1.88	0.56
1:B:133:LEU:HD23	1:B:134:PHE:N	2.21	0.56
1:A:139:ILE:HB	1:A:323:ARG:CB	2.36	0.55
1:B:71:VAL:O	1:B:301:GLY:HA2	2.06	0.55
1:A:171:GLU:HA	4:A:953:HOH:O	2.05	0.55
1:A:150:VAL:O	1:A:311:VAL:HA	2.05	0.55
1:A:56:SER:O	1:A:60:GLU:HG3	2.07	0.55
1:A:208:GLU:O	1:A:212:VAL:HG23	2.06	0.55
1:B:196:LYS:HB2	4:B:1088:HOH:O	2.07	0.55
1:B:167:VAL:HA	1:B:170:LEU:HD12	1.88	0.55
1:B:204:LYS:HD3	1:B:220:TRP:CG	2.40	0.55
4:A:1057:HOH:O	1:B:187:PRO:HG2	2.06	0.55
1:A:287:ARG:O	1:A:291:GLU:HG3	2.07	0.55
1:A:203:ASP:OD2	1:A:205:ASN:HB2	2.07	0.55
1:A:138:GLU:O	1:A:300:ARG:HG3	2.07	0.55
1:B:133:LEU:HD23	1:B:134:PHE:N	2.22	0.55
1:B:315:ARG:HG3	1:B:316:ARG:N	2.21	0.55
1:A:107:THR:HG22	1:A:108:ALA:H	1.70	0.55
1:A:159:MET:HE1	1:A:285:CYS:CA	2.37	0.55
1:A:216:MET:CE	1:A:228:THR:HG21	2.36	0.54
1:B:169:ARG:NH2	4:B:1081:HOH:O	2.38	0.54
1:B:235:ALA:HB3	1:B:236:ILE:HD12	1.87	0.54
1:A:97:PRO:HG2	1:A:109:ASN:HD21	1.73	0.54
1:A:216:MET:HE3	1:A:228:THR:HG21	1.89	0.54
1:B:133:LEU:HD23	1:B:134:PHE:N	2.21	0.54
1:B:53:TYR:O	1:B:57:LEU:HD13	2.08	0.54
1:B:70:PRO:HG3	4:B:1022:HOH:O	2.06	0.54
1:B:40:LEU:HD22	1:B:76:ASP:HA	1.89	0.54
1:A:157:GLU:HG2	4:A:1137:HOH:O	2.08	0.54
1:B:193:ARG:NH1	1:B:193:ARG:HB2	2.23	0.54
1:A:266:ARG:HH12	1:A:279:ALA:HB2	1.73	0.54
1:A:107:THR:HG22	1:A:325:LEU:HD22	1.90	0.54
1:A:46:THR:O	1:A:50:GLN:N	2.41	0.54
1:B:255:TYR:CZ	1:B:266:ARG:HG2	2.43	0.54
1:A:193:ARG:HH11	1:A:193:ARG:HG2	1.73	0.54
1:B:168:GLN:HG2	4:B:1194:HOH:O	2.07	0.54
1:A:159:MET:CE	1:A:288:ILE:HD12	2.37	0.54
1:B:104:ARG:NH1	4:B:1054:HOH:O	2.35	0.54
1:A:266:ARG:HH12	1:A:279:ALA:CB	2.20	0.54
1:B:58:LEU:HD22	1:B:305:LEU:CD2	2.37	0.54
1:A:270:THR:HB	1:A:275:LYS:O	2.08	0.54

*Continued on next page...*

*Continued from previous page...*

Atom-1	Atom-2	Interatomic distance (Å)	Clash overlap (Å)
1:A:203:ASP:HA	4:A:1062:HOH:O	2.06	0.54
1:A:40:LEU:HD22	1:A:76:ASP:OD1	2.08	0.54
1:A:187:PRO:HD2	1:B:184:ASP:OD1	2.08	0.54
1:B:193:ARG:HD3	1:B:198:THR:CA	2.36	0.54
1:B:196:LYS:HA	1:B:201:THR:O	2.08	0.54
1:A:217:LYS:HD2	1:A:229:VAL:HB	1.90	0.53
1:B:259:GLU:HB2	1:B:265:PRO:HG2	1.90	0.53
1:A:10:PRO:HA	1:A:14:GLN:OE1	2.09	0.53
1:A:45:GLN:HB2	4:A:905:HOH:O	2.08	0.53
1:A:160:LYS:CA	1:A:167:VAL:HG21	2.38	0.53
1:B:138:GLU:OE1	1:B:323:ARG:NH1	2.41	0.53
1:A:81:VAL:HG11	1:A:327:SER:OG	2.08	0.53
1:B:138:GLU:OE1	1:B:323:ARG:NH1	2.41	0.53
1:B:141:PRO:HA	1:B:321:PRO:O	2.07	0.53
1:A:151:LEU:HD13	1:A:153:HIS:HE1	1.73	0.53
1:A:152:SER:HB3	1:A:246:VAL:HB	1.89	0.53
1:B:262:ARG:HH11	1:B:262:ARG:CB	2.06	0.53
1:B:323:ARG:NH1	4:B:935:HOH:O	2.39	0.53
1:B:77:PHE:CD2	1:B:105:VAL:HG11	2.43	0.53
1:B:196:LYS:HA	1:B:201:THR:O	2.08	0.53
1:A:299:GLN:O	1:A:302:ASP:HB2	2.08	0.53
1:B:278:PRO:HG2	1:B:281:ILE:HD12	1.90	0.53
1:A:117:ILE:O	1:A:314:SER:HB2	2.09	0.53
1:B:21:PRO:HD2	4:B:913:HOH:O	2.07	0.53
1:A:185:ASP:OD2	1:B:187:PRO:HG3	2.08	0.53
1:A:266:ARG:HH12	1:A:279:ALA:CB	2.22	0.53
1:B:297:PRO:HG2	4:B:1007:HOH:O	2.09	0.53
1:A:63:ALA:HA	1:A:305:LEU:O	2.09	0.53
1:A:179:ARG:NH2	1:A:193:ARG:HD3	2.24	0.53
1:A:40:LEU:HB3	1:A:41:PRO:HD3	1.91	0.53
1:B:162:LYS:HE2	1:B:287:ARG:HH21	1.73	0.53
1:B:155:VAL:O	1:B:159:MET:HG2	2.09	0.53
1:A:25:VAL:HG13	1:A:65:LEU:HG	1.90	0.53
1:B:166:PHE:O	1:B:170:LEU:HD12	2.08	0.53
1:B:149:ILE:HB	1:B:311:VAL:CG1	2.39	0.53
1:B:193:ARG:HD2	4:B:1261:HOH:O	2.08	0.53
1:B:105:VAL:HG11	1:B:325:LEU:HD13	1.91	0.53
1:A:77:PHE:HZ	1:A:134:PHE:HB3	1.73	0.53
1:B:204:LYS:O	1:B:208:GLU:HG2	2.09	0.53
1:A:262:ARG:HB2	1:A:262:ARG:HH11	1.74	0.53
1:A:286:LEU:HD11	4:A:1185:HOH:O	2.08	0.53

*Continued on next page...*

*Continued from previous page...*

Atom-1	Atom-2	Interatomic distance (Å)	Clash overlap (Å)
1:B:11:ILE:O	1:B:14:GLN:HG2	2.09	0.53
1:A:173:HIS:O	1:A:272:GLY:HA3	2.09	0.52
1:B:7:VAL:C	1:B:26:ILE:HD13	2.29	0.52
1:A:131:SER:O	1:A:132:LYS:HG3	2.10	0.52
1:B:299:GLN:O	1:B:302:ASP:HB2	2.09	0.52
1:A:168:GLN:HA	1:A:171:GLU:HG2	1.90	0.52
1:A:321:PRO:HG2	4:B:1001:HOH:O	2.09	0.52
1:B:173:HIS:O	1:B:272:GLY:HA3	2.08	0.52
1:B:204:LYS:HD3	1:B:220:TRP:CE2	2.44	0.52
1:A:123:MET:O	1:A:129:PHE:HB3	2.09	0.52
1:B:32:SER:C	1:B:33:ILE:HD12	2.29	0.52
1:B:145:GLY:CA	1:B:318:PHE:HB3	2.39	0.52
1:B:81:VAL:HG12	1:B:104:ARG:HH11	1.75	0.52
1:B:138:GLU:O	1:B:300:ARG:HG3	2.09	0.52
1:B:40:LEU:HB3	1:B:41:PRO:HD3	1.92	0.52
1:B:167:VAL:O	1:B:171:GLU:HG3	2.09	0.52
1:A:160:LYS:HA	1:A:167:VAL:HG21	1.90	0.52
1:A:237:LYS:O	1:A:245:LYS:HA	2.10	0.52
1:A:67:ARG:HG2	4:A:1010:HOH:O	2.09	0.52
1:A:119:PHE:HD2	4:A:1029:HOH:O	1.92	0.52
1:B:64:VAL:O	1:B:305:LEU:N	2.36	0.52
1:B:193:ARG:HD2	4:B:1258:HOH:O	2.10	0.52
1:A:196:LYS:HA	1:A:201:THR:O	2.09	0.52
1:B:139:ILE:N	1:B:323:ARG:HB2	2.25	0.52
1:A:179:ARG:NH2	1:A:191:ILE:HB	2.24	0.52
1:B:208:GLU:HB3	1:B:218:LEU:HD22	1.92	0.52
1:A:9:THR:O	1:A:25:VAL:HB	2.10	0.52
1:B:169:ARG:HH22	1:B:273:ASP:CG	2.13	0.52
1:A:113:PRO:HB3	1:A:318:PHE:CE1	2.44	0.52
1:A:221:THR:HG22	1:A:222:GLU:N	2.25	0.52
1:B:70:PRO:HG3	4:B:1022:HOH:O	2.09	0.52
1:A:89:LEU:CD1	1:A:330:LYS:HA	2.35	0.52
1:B:104:ARG:NH1	4:B:1052:HOH:O	2.37	0.52
1:A:216:MET:CE	1:A:228:THR:HG21	2.40	0.52
1:A:195:TRP:CZ3	1:A:196:LYS:HG2	2.45	0.52
1:A:196:LYS:NZ	1:B:187:PRO:HD2	2.25	0.52
1:A:297:PRO:HG2	4:A:981:HOH:O	2.10	0.51
1:A:184:ASP:HB3	1:B:185:ASP:O	2.09	0.51
1:A:280:ASP:OD1	1:A:281:ILE:HG13	2.08	0.51
1:B:269:VAL:HG13	1:B:277:LEU:HD12	1.92	0.51
1:B:196:LYS:HA	1:B:201:THR:O	2.10	0.51

*Continued on next page...*

*Continued from previous page...*

Atom-1	Atom-2	Interatomic distance (Å)	Clash overlap (Å)
1:B:40:LEU:HD22	1:B:76:ASP:OD1	2.11	0.51
1:A:184:ASP:HB3	1:B:185:ASP:O	2.10	0.51
1:B:113:PRO:HG2	4:B:1177:HOH:O	2.10	0.51
1:A:176:LEU:HD11	1:A:229:VAL:HG12	1.91	0.51
1:A:108:ALA:HB3	4:A:1022:HOH:O	2.09	0.51
1:B:35:ILE:HD11	4:B:1161:HOH:O	2.11	0.51
1:A:110:GLU:HB2	1:A:315:ARG:NH2	2.25	0.51
1:A:254:ALA:HA	1:A:258:TRP:CG	2.46	0.51
1:A:160:LYS:CA	1:A:167:VAL:HG21	2.41	0.51
1:A:173:HIS:O	1:A:272:GLY:HA3	2.11	0.51
1:A:91:TYR:HE2	1:A:200:LEU:HD21	1.74	0.51
1:B:169:ARG:NE	1:B:275:LYS:HD2	2.25	0.51
1:B:110:GLU:HB2	1:B:117:ILE:HD11	1.91	0.51
1:A:216:MET:HG2	1:A:230:MET:HE3	1.91	0.51
1:A:4:LEU:CG	1:A:5:LEU:N	2.72	0.51
1:B:262:ARG:HH11	1:B:262:ARG:CB	2.07	0.51
1:B:51:LYS:HD2	4:B:922:HOH:O	2.10	0.51
1:B:237:LYS:HD3	1:B:248:PHE:CB	2.39	0.51
1:B:255:TYR:CZ	1:B:266:ARG:HG2	2.45	0.51
1:B:130:PRO:HA	1:B:329:CYS:O	2.11	0.51
1:B:207:ALA:C	1:B:209:GLN:H	2.13	0.51
1:B:287:ARG:O	1:B:291:GLU:HG3	2.10	0.51
1:B:73:SER:HB2	4:B:997:HOH:O	2.11	0.51
1:A:262:ARG:HG3	1:A:262:ARG:HH11	1.75	0.51
1:A:91:TYR:CE2	1:A:200:LEU:HD11	2.45	0.51
1:B:287:ARG:O	1:B:291:GLU:HG3	2.11	0.51
1:A:297:PRO:HG2	4:A:982:HOH:O	2.12	0.50
1:A:102:VAL:HB	1:B:323:ARG:HH22	1.75	0.50
1:A:126:VAL:O	1:A:129:PHE:HD2	1.94	0.50
1:A:266:ARG:HH12	1:A:279:ALA:HB1	1.76	0.50
1:A:122:GLU:HB3	1:A:308:ASN:ND2	2.26	0.50
1:B:193:ARG:HB2	1:B:193:ARG:NH1	2.26	0.50
1:A:185:ASP:OD2	1:B:187:PRO:HG3	2.10	0.50
1:A:56:SER:O	1:A:60:GLU:HG3	2.11	0.50
1:A:16:HIS:HA	1:A:20:LYS:O	2.11	0.50
1:A:111:SER:OG	1:A:190:PRO:HA	2.12	0.50
1:A:201:THR:CG2	1:A:203:ASP:H	2.21	0.50
1:A:324:VAL:O	1:A:324:VAL:HG12	2.11	0.50
1:A:102:VAL:HG23	1:B:323:ARG:HH12	1.77	0.50
1:B:78:ASN:ND2	1:B:103:GLY:HA3	2.27	0.50
1:A:266:ARG:NH1	1:A:279:ALA:HB2	2.26	0.50

*Continued on next page...*

*Continued from previous page...*

Atom-1	Atom-2	Interatomic distance (Å)	Clash overlap (Å)
1:B:169:ARG:HH11	1:B:169:ARG:HG3	1.77	0.50
1:B:158:ARG:CB	1:B:288:ILE:HD13	2.41	0.50
1:A:186:ASP:OD2	1:A:188:SER:HB3	2.11	0.50
1:B:145:GLY:N	1:B:318:PHE:HB3	2.27	0.50
1:B:56:SER:O	1:B:60:GLU:HG3	2.11	0.50
1:A:125:GLN:HE22	1:A:250:SER:HB2	1.77	0.50
1:A:188:SER:HB2	1:B:196:LYS:HZ1	1.75	0.50
1:A:218:LEU:CD1	1:A:226:ALA:HB1	2.41	0.50
1:B:299:GLN:HB2	1:B:302:ASP:OD2	2.11	0.50
1:A:237:LYS:HD3	1:A:248:PHE:CG	2.47	0.50
1:B:182:GLY:CA	1:B:262:ARG:HH12	2.25	0.50
1:B:246:VAL:HG11	1:B:309:TRP:O	2.12	0.50
1:A:48:LYS:HE2	4:A:1013:HOH:O	2.11	0.50
1:B:7:VAL:CG2	1:B:29:PRO:HD3	2.39	0.50
1:A:133:LEU:HD11	1:A:135:PHE:CE2	2.47	0.50
1:A:258:TRP:C	1:A:265:PRO:HG3	2.32	0.50
1:B:141:PRO:HA	1:B:321:PRO:O	2.11	0.50
1:A:179:ARG:HB2	1:A:258:TRP:CZ3	2.48	0.49
1:B:176:LEU:O	1:B:269:VAL:HA	2.12	0.49
1:B:204:LYS:HB3	1:B:220:TRP:NE1	2.26	0.49
1:B:71:VAL:O	1:B:301:GLY:HA2	2.12	0.49
1:B:193:ARG:CB	1:B:193:ARG:HH11	2.24	0.49
1:B:315:ARG:HG2	1:B:315:ARG:HH11	1.76	0.49
1:B:13:GLN:HB3	1:B:294:VAL:HG13	1.94	0.49
1:A:121:HIS:CD2	1:A:312:LEU:HG	2.47	0.49
1:A:219:GLU:HG3	1:A:219:GLU:O	2.12	0.49
1:B:200:LEU:O	1:B:201:THR:OG1	2.27	0.49
1:B:206:LEU:HD21	1:B:210:ARG:HH21	1.76	0.49
1:A:179:ARG:NH1	4:A:1146:HOH:O	2.45	0.49
1:B:78:ASN:O	1:B:82:GLU:HG3	2.12	0.49
1:A:141:PRO:HA	1:A:321:PRO:O	2.12	0.49
1:B:189:SER:HB3	1:B:192:GLY:HA3	1.94	0.49
1:A:113:PRO:HB3	1:A:318:PHE:CZ	2.47	0.49
1:A:179:ARG:NH2	1:A:193:ARG:HD3	2.27	0.49
1:B:166:PHE:CE2	1:B:170:LEU:HD11	2.48	0.49
1:A:48:LYS:HE2	4:A:1012:HOH:O	2.12	0.49
1:B:231:GLY:HA2	1:B:233:ILE:HG23	1.93	0.49
1:A:176:LEU:HB2	1:A:272:GLY:HA2	1.95	0.49
1:A:219:GLU:HG3	1:A:219:GLU:O	2.12	0.49
1:B:259:GLU:HB2	1:B:265:PRO:CD	2.41	0.49
1:B:65:LEU:HD12	1:B:66:PHE:H	1.76	0.49

*Continued on next page...*

*Continued from previous page...*

Atom-1	Atom-2	Interatomic distance (Å)	Clash overlap (Å)
1:A:149:ILE:HG21	1:A:306:ILE:HD11	1.95	0.49
1:B:193:ARG:HB2	1:B:193:ARG:NH1	2.28	0.49
1:B:193:ARG:CB	1:B:193:ARG:HH11	2.25	0.49
1:B:183:GLU:HA	1:B:195:TRP:CD1	2.47	0.49
1:A:264:ASP:OD1	1:A:266:ARG:HB2	2.12	0.49
1:B:120:HIS:NE2	1:B:313:HIS:CE1	2.81	0.49
1:A:110:GLU:CB	1:A:315:ARG:HH21	2.26	0.48
1:B:108:ALA:N	4:B:993:HOH:O	2.45	0.48
1:B:7:VAL:HG13	4:B:1004:HOH:O	2.13	0.48
1:A:106:PHE:CZ	1:A:328:LEU:HG	2.48	0.48
1:A:143:CYS:HB3	1:A:319:ASP:OD2	2.13	0.48
1:B:204:LYS:HD3	1:B:220:TRP:CD2	2.48	0.48
1:A:266:ARG:HH12	1:A:279:ALA:HB1	1.77	0.48
1:B:40:LEU:HD22	1:B:76:ASP:OD1	2.13	0.48
1:A:157:GLU:HG2	4:A:1139:HOH:O	2.13	0.48
1:B:122:GLU:O	1:B:130:PRO:HD2	2.12	0.48
1:A:89:LEU:CD2	1:A:130:PRO:HG3	2.19	0.48
1:A:139:ILE:HB	1:A:323:ARG:HB3	1.96	0.48
1:A:45:GLN:HE21	1:A:46:THR:N	2.10	0.48
1:A:113:PRO:HB3	1:A:318:PHE:CE1	2.49	0.48
1:A:71:VAL:C	1:A:72:ASN:HD22	2.17	0.48
1:A:88:GLU:HG2	1:A:89:LEU:N	2.28	0.48
1:A:158:ARG:HB3	1:A:288:ILE:HD13	1.94	0.48
1:B:193:ARG:CB	1:B:193:ARG:HH11	2.26	0.48
1:B:35:ILE:HD11	4:B:1160:HOH:O	2.13	0.48
1:B:254:ALA:HA	1:B:258:TRP:CD1	2.49	0.48
1:B:37:ALA:O	1:B:38:LEU:C	2.51	0.48
1:A:24:ALA:HB2	1:A:61:SER:OG	2.14	0.48
1:A:179:ARG:NH2	1:A:191:ILE:HB	2.29	0.48
1:B:278:PRO:O	1:B:282:VAL:HG23	2.13	0.48
1:A:89:LEU:CD1	1:A:330:LYS:HA	2.40	0.48
1:B:158:ARG:HB3	1:B:288:ILE:HD13	1.94	0.48
1:B:285:CYS:HA	1:B:288:ILE:HD12	1.95	0.48
1:B:56:SER:O	1:B:60:GLU:HG3	2.14	0.48
1:A:107:THR:CG2	1:A:108:ALA:N	2.75	0.48
1:B:171:GLU:HA	4:B:1083:HOH:O	2.13	0.48
1:A:156:TYR:HA	1:A:247:TRP:CE3	2.48	0.48
1:A:200:LEU:HD22	4:A:1063:HOH:O	2.14	0.48
1:B:262:ARG:HH11	1:B:262:ARG:CB	2.10	0.48
1:B:162:LYS:HE2	1:B:287:ARG:HH22	1.77	0.48
1:A:156:TYR:CE1	1:A:236:ILE:HD12	2.48	0.48

*Continued on next page...*

*Continued from previous page...*

Atom-1	Atom-2	Interatomic distance (Å)	Clash overlap (Å)
1:A:236:ILE:HG22	1:A:237:LYS:N	2.29	0.48
1:A:113:PRO:HB3	1:A:318:PHE:CZ	2.48	0.48
1:B:56:SER:O	1:B:60:GLU:HG3	2.14	0.48
1:B:110:GLU:OE1	1:B:315:ARG:HD3	2.14	0.47
1:A:195:TRP:CZ3	1:A:196:LYS:HG2	2.48	0.47
1:B:51:LYS:HD2	4:B:920:HOH:O	2.13	0.47
1:A:94:GLY:HA2	1:A:198:THR:CG2	2.42	0.47
1:B:323:ARG:NH1	1:B:325:LEU:HD21	2.29	0.47
1:B:43:PHE:CZ	1:B:47:ILE:HD11	2.49	0.47
1:B:176:LEU:O	1:B:269:VAL:HA	2.14	0.47
1:A:123:MET:SD	1:A:130:PRO:HD3	2.54	0.47
1:B:315:ARG:NH1	1:B:315:ARG:HG2	2.26	0.47
1:A:13:GLN:HG2	1:A:295:ALA:O	2.14	0.47
1:A:259:GLU:HA	1:A:263:ASN:O	2.14	0.47
1:A:210:ARG:HA	1:A:213:ASP:OD2	2.13	0.47
1:A:211:ALA:HB2	1:A:218:LEU:HD13	1.96	0.47
1:B:4:LEU:HD23	1:B:43:PHE:HA	1.96	0.47
1:B:117:ILE:HD12	1:B:315:ARG:HB3	1.96	0.47
1:A:134:PHE:CZ	1:A:305:LEU:HD13	2.49	0.47
1:A:196:LYS:HA	1:A:201:THR:O	2.14	0.47
1:B:120:HIS:O	1:B:312:LEU:HA	2.13	0.47
1:B:212:VAL:C	1:B:214:LEU:H	2.17	0.47
1:B:127:ARG:HB3	1:B:128:GLU:OE1	2.13	0.47
1:A:209:GLN:HB2	4:A:1221:HOH:O	2.14	0.47
1:A:122:GLU:OE1	1:A:122:GLU:HA	2.15	0.47
1:A:179:ARG:HH22	1:A:193:ARG:HD3	1.79	0.47
1:B:196:LYS:HD3	1:B:201:THR:O	2.14	0.47
1:A:322:ARG:HD3	4:A:1096:HOH:O	2.15	0.47
1:A:107:THR:HG23	1:A:323:ARG:HH12	1.80	0.47
1:B:289:LEU:O	1:B:293:CYS:HB3	2.14	0.47
1:B:242:ARG:NH2	1:B:307:ASP:OD2	2.44	0.47
1:A:261:LYS:NZ	4:A:1179:HOH:O	2.48	0.47
1:B:113:PRO:HB2	1:B:318:PHE:O	2.14	0.47
1:A:145:GLY:CA	1:A:318:PHE:HB3	2.44	0.47
1:A:204:LYS:O	1:A:207:ALA:HB3	2.14	0.47
1:B:108:ALA:HB3	4:B:993:HOH:O	2.15	0.47
1:A:208:GLU:O	1:A:212:VAL:HG23	2.15	0.47
1:B:236:ILE:HG22	1:B:236:ILE:O	2.13	0.47
1:B:99:THR:N	4:B:1234:HOH:O	2.48	0.47
1:A:183:GLU:HB3	4:A:1192:HOH:O	2.15	0.47
1:A:97:PRO:HG2	1:A:109:ASN:ND2	2.30	0.47

*Continued on next page...*

*Continued from previous page...*

Atom-1	Atom-2	Interatomic distance (Å)	Clash overlap (Å)
1:B:121:HIS:HB2	1:B:124:ALA:HB2	1.97	0.47
1:A:211:ALA:CB	1:A:218:LEU:HD13	2.45	0.46
1:A:119:PHE:HA	1:A:313:HIS:O	2.16	0.46
1:B:195:TRP:HH2	1:B:202:HIS:O	1.98	0.46
1:A:206:LEU:O	1:A:210:ARG:HG3	2.15	0.46
1:A:91:TYR:OH	1:A:200:LEU:HD21	2.15	0.46
1:B:231:GLY:HA2	1:B:233:ILE:HG23	1.97	0.46
1:B:201:THR:HG22	1:B:203:ASP:N	2.20	0.46
1:B:160:LYS:HA	1:B:167:VAL:HG21	1.97	0.46
1:B:112:PRO:CD	1:B:115:GLN:HG3	2.38	0.46
1:A:26:ILE:HD11	1:A:57:LEU:HD21	1.98	0.46
1:A:254:ALA:HA	1:A:258:TRP:CD2	2.51	0.46
1:B:121:HIS:CD2	1:B:248:PHE:HA	2.50	0.46
1:A:175:LEU:O	1:A:232:PRO:HA	2.14	0.46
1:A:113:PRO:HB3	1:A:318:PHE:CE1	2.50	0.46
1:B:193:ARG:NH1	1:B:193:ARG:CB	2.79	0.46
1:A:143:CYS:HB3	1:A:319:ASP:HB2	1.97	0.46
1:A:134:PHE:HA	1:A:304:LEU:O	2.15	0.46
1:B:85:GLY:HA2	4:B:941:HOH:O	2.15	0.46
1:B:165:GLU:HG2	4:B:1194:HOH:O	2.13	0.46
1:A:38:LEU:HD23	1:A:42:LEU:HD23	1.98	0.46
1:A:191:ILE:HD13	1:A:258:TRP:CG	2.50	0.46
1:B:76:ASP:O	1:B:80:VAL:HG23	2.16	0.46
1:B:193:ARG:NH1	1:B:193:ARG:CB	2.78	0.46
1:B:148:PRO:HA	1:B:294:VAL:O	2.14	0.46
1:B:169:ARG:HH22	1:B:273:ASP:CG	2.18	0.46
1:B:133:LEU:HG	1:B:328:LEU:CD2	2.45	0.46
1:B:105:VAL:CG1	1:B:325:LEU:HD13	2.45	0.46
1:B:82:GLU:HG2	1:B:104:ARG:HD2	1.98	0.46
1:B:113:PRO:HB3	1:B:318:PHE:CZ	2.51	0.46
1:A:175:LEU:HG	1:A:235:ALA:HB2	1.96	0.46
1:B:9:THR:HA	1:B:10:PRO:HD3	1.81	0.46
4:A:1056:HOH:O	1:B:187:PRO:HG2	2.16	0.46
1:B:40:LEU:HB3	1:B:41:PRO:HD3	1.98	0.46
1:B:118:PRO:HA	4:B:1060:HOH:O	2.15	0.46
1:B:121:HIS:ND1	1:B:308:ASN:O	2.49	0.46
1:B:136:TYR:HE1	1:B:301:GLY:HA2	1.80	0.46
1:A:125:GLN:HE22	1:A:250:SER:HB2	1.81	0.46
1:A:4:LEU:HB2	1:A:42:LEU:HD21	1.98	0.46
1:A:286:LEU:O	1:A:290:GLU:HG3	2.16	0.46
1:B:139:ILE:HB	1:B:323:ARG:HB2	1.97	0.46

*Continued on next page...*

*Continued from previous page...*

Atom-1	Atom-2	Interatomic distance (Å)	Clash overlap (Å)
1:A:117:ILE:HB	1:A:315:ARG:HB2	1.98	0.46
1:A:43:PHE:CZ	1:A:47:ILE:HD11	2.51	0.46
1:A:40:LEU:HD22	1:A:76:ASP:OD2	2.16	0.46
1:B:300:ARG:NH1	4:B:1226:HOH:O	2.36	0.46
1:A:300:ARG:HG2	1:A:300:ARG:HH11	1.80	0.46
1:A:111:SER:O	1:A:315:ARG:NH2	2.41	0.46
1:B:113:PRO:HB3	1:B:318:PHE:CE2	2.52	0.45
1:B:286:LEU:HG	1:B:290:GLU:OE2	2.15	0.45
1:A:315:ARG:NH1	1:A:316:ARG:O	2.50	0.45
1:B:7:VAL:HG21	1:B:29:PRO:HB3	1.97	0.45
1:A:9:THR:O	1:A:25:VAL:HB	2.16	0.45
1:A:52:HIS:HB3	4:A:1112:HOH:O	2.17	0.45
1:A:203:ASP:OD2	1:A:205:ASN:HB2	2.16	0.45
1:A:191:ILE:HD13	1:A:258:TRP:CA	2.41	0.45
1:B:120:HIS:HB2	4:B:1062:HOH:O	2.15	0.45
1:A:157:GLU:HG2	4:A:1138:HOH:O	2.17	0.45
1:B:204:LYS:HD3	1:B:220:TRP:CD2	2.51	0.45
1:A:131:SER:OG	1:A:132:LYS:HE2	2.16	0.45
1:A:222:GLU:C	1:A:224:GLY:H	2.19	0.45
1:B:279:ALA:HB3	4:B:1108:HOH:O	2.16	0.45
1:B:165:GLU:HG2	4:B:1193:HOH:O	2.16	0.45
1:A:9:THR:O	1:A:25:VAL:HB	2.16	0.45
1:A:196:LYS:NZ	1:B:186:ASP:OD1	2.48	0.45
1:A:169:ARG:HB3	1:A:271:PHE:CE1	2.51	0.45
1:B:162:LYS:CE	1:B:287:ARG:HH21	2.29	0.45
1:A:160:LYS:HA	1:A:167:VAL:HG21	1.99	0.45
1:B:173:HIS:O	1:B:272:GLY:HA3	2.17	0.45
1:B:32:SER:HB3	1:B:36:PRO:HD3	1.98	0.45
1:A:113:PRO:HB3	1:A:318:PHE:CZ	2.52	0.45
1:B:124:ALA:HB3	1:B:125:GLN:OE1	2.16	0.45
1:B:21:PRO:HD2	4:B:914:HOH:O	2.16	0.45
1:A:166:PHE:CE2	1:A:170:LEU:HD11	2.51	0.45
1:B:143:CYS:O	1:B:318:PHE:HB2	2.17	0.45
1:B:123:MET:HB2	1:B:130:PRO:CD	2.44	0.45
1:B:149:ILE:HA	1:B:312:LEU:O	2.17	0.45
1:B:193:ARG:NH1	1:B:193:ARG:CB	2.79	0.45
1:B:258:TRP:HE3	1:B:268:ALA:HB1	1.80	0.45
1:A:130:PRO:O	1:A:308:ASN:HB3	2.16	0.45
1:B:4:LEU:CB	1:B:42:LEU:HG	2.47	0.45
1:B:193:ARG:HD3	1:B:198:THR:HA	1.98	0.45
1:A:159:MET:CE	1:A:285:CYS:HB2	2.47	0.45

*Continued on next page...*

*Continued from previous page...*

Atom-1	Atom-2	Interatomic distance (Å)	Clash overlap (Å)
1:A:210:ARG:HA	1:A:213:ASP:OD2	2.16	0.45
1:A:40:LEU:HB3	1:A:41:PRO:HD3	1.99	0.45
1:B:193:ARG:HD3	1:B:198:THR:HA	1.98	0.45
1:A:183:GLU:HA	1:A:195:TRP:CD1	2.52	0.45
1:B:113:PRO:O	1:B:317:PRO:HA	2.17	0.45
1:A:91:TYR:CZ	1:A:93:GLY:HA2	2.52	0.45
1:A:52:HIS:HB3	4:A:1111:HOH:O	2.17	0.45
1:B:40:LEU:N	1:B:41:PRO:CD	2.80	0.45
1:A:53:TYR:CZ	1:A:57:LEU:HD22	2.52	0.45
1:B:40:LEU:HD22	1:B:76:ASP:OD1	2.17	0.45
1:B:145:GLY:CA	1:B:318:PHE:HB3	2.47	0.45
1:B:218:LEU:C	1:B:218:LEU:HD23	2.38	0.45
1:B:193:ARG:HB3	1:B:193:ARG:HH11	1.82	0.45
1:A:176:LEU:HD12	1:A:230:MET:O	2.16	0.45
1:A:17:TYR:O	1:A:18:GLU:HG2	2.17	0.45
1:B:11:ILE:HB	1:B:12:PRO:HD2	1.98	0.44
1:A:77:PHE:HB2	1:A:136:TYR:CD2	2.52	0.44
1:A:261:LYS:HG2	4:A:964:HOH:O	2.17	0.44
1:A:22:PHE:HA	1:A:23:PRO:HA	1.88	0.44
1:B:218:LEU:HA	1:B:227:LYS:O	2.17	0.44
1:A:4:LEU:HD12	1:A:29:PRO:HD2	1.99	0.44
1:B:7:VAL:HG21	1:B:29:PRO:HA	1.99	0.44
1:A:169:ARG:CZ	1:A:275:LYS:HD3	2.47	0.44
1:B:32:SER:O	1:B:35:ILE:HD13	2.17	0.44
1:A:9:THR:O	1:A:25:VAL:HB	2.16	0.44
1:B:169:ARG:HD3	1:B:271:PHE:CZ	2.52	0.44
1:B:121:HIS:CD2	1:B:312:LEU:HG	2.52	0.44
1:A:208:GLU:CA	1:A:218:LEU:HD23	2.45	0.44
1:B:186:ASP:OD2	1:B:261:LYS:HE2	2.17	0.44
1:B:258:TRP:O	1:B:265:PRO:HG3	2.17	0.44
1:B:120:HIS:O	1:B:312:LEU:HA	2.17	0.44
1:A:17:TYR:O	1:A:18:GLU:HG2	2.16	0.44
1:A:306:ILE:CG2	1:A:311:VAL:HB	2.47	0.44
1:A:91:TYR:CE2	1:A:200:LEU:HD11	2.52	0.44
1:A:113:PRO:HB2	1:A:318:PHE:O	2.16	0.44
1:A:92:VAL:HG12	1:A:93:GLY:N	2.33	0.44
1:B:136:TYR:O	1:B:324:VAL:HA	2.17	0.44
1:B:136:TYR:CE2	1:B:138:GLU:HB2	2.52	0.44
1:A:176:LEU:O	1:A:269:VAL:HA	2.17	0.44
1:A:201:THR:HG22	1:A:203:ASP:N	2.32	0.44
1:A:323:ARG:NH1	1:A:325:LEU:HD21	2.28	0.44

*Continued on next page...*

*Continued from previous page...*

Atom-1	Atom-2	Interatomic distance (Å)	Clash overlap (Å)
1:B:236:ILE:HD11	1:B:247:TRP:CZ3	2.52	0.44
1:A:165:GLU:O	1:A:168:GLN:HB3	2.18	0.44
1:B:15:LYS:HE3	4:B:1143:HOH:O	2.17	0.44
1:A:11:ILE:O	1:A:14:GLN:HG2	2.18	0.44
1:B:204:LYS:HE2	1:B:220:TRP:CE3	2.53	0.44
1:B:9:THR:HA	1:B:10:PRO:HD3	1.83	0.44
1:A:177:TYR:HE2	1:A:233:ILE:HD11	1.83	0.44
1:A:45:GLN:C	1:A:45:GLN:NE2	2.71	0.44
1:B:323:ARG:NH1	4:B:934:HOH:O	2.43	0.44
1:B:145:GLY:HA3	1:B:318:PHE:HB3	1.99	0.44
1:A:259:GLU:HB2	1:A:265:PRO:HG2	1.95	0.44
1:A:195:TRP:HH2	1:A:202:HIS:O	2.00	0.44
1:A:187:PRO:HD2	1:B:184:ASP:OD1	2.18	0.44
1:B:117:ILE:HD12	1:B:315:ARG:HB3	2.00	0.44
1:B:122:GLU:HB3	1:B:308:ASN:ND2	2.33	0.44
1:A:156:TYR:HD1	1:A:236:ILE:HD12	1.80	0.44
1:B:181:LEU:CD2	1:B:181:LEU:N	2.81	0.44
1:B:40:LEU:N	1:B:41:PRO:CD	2.81	0.44
1:B:78:ASN:OD1	1:B:104:ARG:HG3	2.17	0.44
1:A:91:TYR:CE1	1:A:98:ARG:HD3	2.53	0.44
1:A:5:LEU:O	1:A:29:PRO:HD3	2.18	0.44
1:B:139:ILE:H	1:B:323:ARG:HB2	1.81	0.44
1:B:13:GLN:CD	1:B:13:GLN:H	2.18	0.43
1:A:187:PRO:HG2	1:A:188:SER:H	1.83	0.43
1:A:275:LYS:HE2	4:A:972:HOH:O	2.17	0.43
1:A:217:LYS:O	1:A:228:THR:HA	2.18	0.43
1:A:6:LEU:HG	1:A:46:THR:HG21	2.00	0.43
1:B:221:THR:HB	1:B:223:ASP:OD1	2.18	0.43
1:A:307:ASP:OD1	1:A:309:TRP:N	2.49	0.43
1:B:181:LEU:CD2	1:B:181:LEU:H	2.20	0.43
1:A:228:THR:HG22	1:A:229:VAL:N	2.32	0.43
1:A:96:ALA:HB1	1:A:97:PRO:HD2	1.99	0.43
1:A:69:PHE:HA	1:A:70:PRO:HD3	1.86	0.43
1:A:280:ASP:OD1	1:A:281:ILE:HG13	2.18	0.43
1:B:38:LEU:HD11	4:B:1158:HOH:O	2.18	0.43
1:B:13:GLN:HB2	1:B:296:VAL:HG22	2.00	0.43
1:A:203:ASP:OD2	1:A:205:ASN:HB2	2.18	0.43
1:B:159:MET:HG3	1:B:247:TRP:CZ3	2.53	0.43
1:A:155:VAL:HG21	1:A:289:LEU:HD23	2.00	0.43
1:A:217:LYS:CB	1:A:229:VAL:HB	2.40	0.43
1:A:201:THR:CG2	1:A:203:ASP:H	2.25	0.43

*Continued on next page...*

*Continued from previous page...*

Atom-1	Atom-2	Interatomic distance (Å)	Clash overlap (Å)
1:B:13:GLN:HG2	1:B:295:ALA:O	2.18	0.43
1:A:158:ARG:HH12	1:A:291:GLU:CD	2.21	0.43
1:A:163:HIS:CD2	1:A:281:ILE:HG23	2.53	0.43
1:A:133:LEU:O	1:A:305:LEU:HD12	2.18	0.43
1:B:137:CYS:SG	1:B:298:TRP:HB3	2.57	0.43
1:A:209:GLN:HB2	4:A:1226:HOH:O	2.18	0.43
1:A:157:GLU:O	1:A:160:LYS:N	2.51	0.43
1:B:150:VAL:HG23	1:B:292:GLU:C	2.39	0.43
1:B:71:VAL:O	1:B:301:GLY:HA2	2.18	0.43
1:A:88:GLU:CG	1:A:89:LEU:N	2.82	0.43
1:A:97:PRO:HG2	1:A:109:ASN:OD1	2.18	0.43
1:A:44:THR:HA	1:A:47:ILE:HD12	2.00	0.43
1:B:88:GLU:HB2	1:B:104:ARG:HH21	1.83	0.43
1:A:125:GLN:NE2	1:A:250:SER:HB2	2.33	0.43
1:B:121:HIS:CE1	1:B:312:LEU:HG	2.54	0.43
1:B:188:SER:O	1:B:189:SER:HB2	2.19	0.43
1:B:171:GLU:HG2	1:B:236:ILE:HD12	2.01	0.43
1:A:200:LEU:HD22	4:A:1061:HOH:O	2.17	0.43
1:A:9:THR:HA	1:A:10:PRO:HD3	1.86	0.43
1:B:36:PRO:HG3	4:B:1004:HOH:O	2.19	0.43
1:B:73:SER:HB2	4:B:996:HOH:O	2.18	0.43
1:A:26:ILE:HD11	1:A:57:LEU:HD21	2.00	0.43
1:A:152:SER:HB3	1:A:246:VAL:HB	2.00	0.43
1:B:195:TRP:CE2	1:B:220:TRP:HZ3	2.37	0.43
1:A:215:GLY:O	1:A:230:MET:HE2	2.19	0.43
1:A:275:LYS:HA	1:A:276:PRO:HD3	1.90	0.43
1:A:117:ILE:HD12	1:A:315:ARG:CB	2.47	0.43
1:A:179:ARG:HD2	1:A:258:TRP:CE3	2.54	0.43
1:A:146:GLU:H	1:A:146:GLU:CD	2.22	0.43
1:B:119:PHE:CE2	1:B:289:LEU:HB3	2.54	0.43
1:B:48:LYS:NZ	4:B:918:HOH:O	2.51	0.43
1:A:318:PHE:CG	1:A:322:ARG:HD2	2.53	0.43
1:B:4:LEU:HB2	1:B:42:LEU:HG	2.01	0.43
1:B:300:ARG:HD3	4:B:1230:HOH:O	2.18	0.43
1:A:46:THR:O	1:A:47:ILE:C	2.57	0.43
1:B:13:GLN:N	1:B:13:GLN:OE1	2.38	0.43
1:A:216:MET:HB3	1:A:228:THR:CG2	2.48	0.43
1:A:24:ALA:CB	1:A:57:LEU:HD11	2.49	0.43
1:B:137:CYS:HB2	1:B:298:TRP:CE3	2.54	0.43
1:B:159:MET:SD	1:B:285:CYS:SG	3.15	0.43
1:B:201:THR:CG2	1:B:202:HIS:N	2.82	0.43

*Continued on next page...*

*Continued from previous page...*

Atom-1	Atom-2	Interatomic distance (Å)	Clash overlap (Å)
1:A:125:GLN:NE2	1:A:250:SER:HB2	2.33	0.43
1:B:315:ARG:NH1	1:B:316:ARG:O	2.52	0.43
1:B:54:LEU:HD23	1:B:54:LEU:HA	1.79	0.43
1:A:219:GLU:HG2	1:A:227:LYS:O	2.19	0.43
1:B:239:ASP:OD2	1:B:242:ARG:NH1	2.46	0.43
1:A:101:VAL:HG23	1:A:106:PHE:HA	2.01	0.43
1:A:148:PRO:HA	1:A:294:VAL:O	2.18	0.43
1:A:266:ARG:HH12	1:A:279:ALA:CB	2.31	0.42
1:A:97:PRO:CG	1:A:109:ASN:HD21	2.31	0.42
1:B:65:LEU:HD22	1:B:296:VAL:HG11	2.00	0.42
1:A:97:PRO:HG2	1:A:109:ASN:ND2	2.34	0.42
1:B:201:THR:HG22	1:B:202:HIS:N	2.35	0.42
1:A:206:LEU:HB3	4:A:1145:HOH:O	2.19	0.42
1:A:270:THR:HB	1:A:275:LYS:O	2.19	0.42
1:A:4:LEU:HB2	1:A:42:LEU:CD2	2.47	0.42
1:B:160:LYS:HA	1:B:167:VAL:HG21	2.01	0.42
1:A:121:HIS:CE1	1:A:312:LEU:HG	2.54	0.42
1:B:307:ASP:OD1	1:B:309:TRP:HB2	2.18	0.42
1:A:150:VAL:CB	1:A:293:CYS:SG	3.01	0.42
1:A:300:ARG:HG2	1:A:300:ARG:NH1	2.34	0.42
1:B:218:LEU:C	1:B:218:LEU:HD23	2.39	0.42
1:B:64:VAL:O	1:B:304:LEU:HD12	2.19	0.42
1:B:28:PRO:HG3	1:B:68:GLY:O	2.18	0.42
1:A:72:ASN:HD22	1:A:72:ASN:N	2.17	0.42
1:B:279:ALA:N	4:B:1108:HOH:O	2.53	0.42
1:B:21:PRO:HD2	4:B:913:HOH:O	2.19	0.42
1:B:169:ARG:NH2	1:B:273:ASP:OD2	2.51	0.42
1:B:274:GLY:O	1:B:275:LYS:C	2.57	0.42
1:B:246:VAL:HG11	1:B:309:TRP:O	2.20	0.42
1:B:123:MET:HB2	1:B:130:PRO:HD3	2.01	0.42
1:A:237:LYS:HD3	1:A:248:PHE:CD1	2.54	0.42
1:B:113:PRO:HB3	1:B:318:PHE:CE2	2.54	0.42
1:A:181:LEU:HD12	1:A:195:TRP:HA	2.02	0.42
1:A:300:ARG:NH1	4:A:1161:HOH:O	2.52	0.42
1:B:38:LEU:HA	1:B:38:LEU:HD23	1.84	0.42
1:B:58:LEU:O	1:B:62:GLY:N	2.52	0.42
1:A:322:ARG:NH2	1:A:324:VAL:HG21	2.34	0.42
1:A:262:ARG:HB2	1:A:263:ASN:ND2	2.35	0.42
1:A:315:ARG:HD3	1:A:322:ARG:CZ	2.48	0.42
1:A:167:VAL:HA	1:A:170:LEU:HD12	2.01	0.42
1:A:118:PRO:HA	4:A:1029:HOH:O	2.20	0.42

*Continued on next page...*

*Continued from previous page...*

Atom-1	Atom-2	Interatomic distance (Å)	Clash overlap (Å)
1:B:296:VAL:HG23	4:B:958:HOH:O	2.20	0.42
1:B:222:GLU:HB2	4:B:1273:HOH:O	2.19	0.42
1:A:163:HIS:HB3	3:A:803:SO4:O4	2.19	0.42
1:A:45:GLN:NE2	1:A:46:THR:N	2.67	0.42
1:A:130:PRO:O	1:A:308:ASN:HB3	2.20	0.42
1:B:259:GLU:HB2	1:B:265:PRO:CD	2.50	0.42
1:B:88:GLU:HB2	1:B:104:ARG:HD3	2.01	0.42
1:A:155:VAL:HG21	1:A:289:LEU:CD2	2.49	0.42
1:A:58:LEU:CD1	1:A:64:VAL:HG23	2.50	0.42
1:A:205:ASN:C	1:A:207:ALA:H	2.23	0.42
1:A:179:ARG:HH22	1:A:193:ARG:HD3	1.85	0.42
1:A:145:GLY:CA	1:A:318:PHE:HB3	2.49	0.42
1:B:118:PRO:HA	4:B:1062:HOH:O	2.20	0.42
1:A:65:LEU:HB2	1:A:304:LEU:HD13	2.02	0.42
1:B:315:ARG:CG	1:B:316:ARG:N	2.82	0.42
1:B:133:LEU:HD23	1:B:134:PHE:N	2.35	0.42
1:A:44:THR:HA	1:A:47:ILE:HD12	2.01	0.42
1:A:52:HIS:HB3	4:A:1110:HOH:O	2.19	0.42
1:A:175:LEU:HG	1:A:235:ALA:HB2	2.02	0.42
1:B:234:PRO:HA	4:B:1083:HOH:O	2.19	0.42
1:A:7:VAL:O	1:A:26:ILE:HA	2.19	0.42
1:A:218:LEU:HD11	1:A:226:ALA:HB1	2.02	0.42
1:B:159:MET:HG3	1:B:247:TRP:CH2	2.55	0.42
1:B:280:ASP:O	1:B:284:ASP:HB2	2.20	0.42
1:B:18:GLU:O	1:B:19:SER:HB2	2.19	0.42
1:A:26:ILE:HD11	1:A:57:LEU:CD2	2.49	0.41
1:A:259:GLU:CB	1:A:265:PRO:HG3	2.46	0.41
1:A:201:THR:HG22	1:A:203:ASP:H	1.85	0.41
1:A:169:ARG:NH2	1:A:275:LYS:HD3	2.34	0.41
1:A:196:LYS:HB2	1:B:187:PRO:HG2	2.02	0.41
1:A:169:ARG:NH1	4:A:1047:HOH:O	2.53	0.41
1:B:170:LEU:CD2	1:B:175:LEU:HD21	2.50	0.41
1:B:255:TYR:CD2	1:B:282:VAL:HG11	2.54	0.41
1:B:185:ASP:O	1:B:187:PRO:HD3	2.20	0.41
1:A:7:VAL:HG21	1:A:29:PRO:HA	2.01	0.41
1:B:32:SER:O	1:B:35:ILE:HD13	2.20	0.41
1:B:323:ARG:NH1	4:B:934:HOH:O	2.50	0.41
1:A:176:LEU:HD12	1:A:176:LEU:HA	1.86	0.41
1:A:48:LYS:HE2	4:A:1013:HOH:O	2.20	0.41
1:B:151:LEU:HD13	1:B:153:HIS:HE1	1.85	0.41
1:A:193:ARG:HG2	4:A:1061:HOH:O	2.20	0.41

*Continued on next page...*

*Continued from previous page...*

Atom-1	Atom-2	Interatomic distance (Å)	Clash overlap (Å)
1:A:9:THR:HA	1:A:10:PRO:HD3	1.71	0.41
1:B:11:ILE:O	1:B:14:GLN:HG2	2.19	0.41
1:A:278:PRO:CG	1:A:281:ILE:HD12	2.44	0.41
1:B:237:LYS:HD3	1:B:248:PHE:CG	2.56	0.41
1:B:173:HIS:CD2	1:B:273:ASP:HB3	2.55	0.41
1:B:129:PHE:HB2	1:B:130:PRO:HD2	2.03	0.41
1:B:131:SER:HB2	1:B:330:LYS:OXT	2.20	0.41
1:A:284:ASP:O	1:A:288:ILE:HG13	2.21	0.41
1:A:107:THR:CG2	1:A:108:ALA:H	2.33	0.41
1:A:191:ILE:O	1:A:191:ILE:HG13	2.21	0.41
1:B:40:LEU:HG	1:B:40:LEU:O	2.21	0.41
1:B:300:ARG:NH2	4:B:1241:HOH:O	2.46	0.41
1:A:280:ASP:O	1:A:284:ASP:HB2	2.20	0.41
1:B:86:PHE:CE1	1:B:132:LYS:HE2	2.55	0.41
1:A:125:GLN:HB3	1:A:230:MET:SD	2.61	0.41
1:B:172:GLU:HG2	1:B:173:HIS:ND1	2.35	0.41
1:A:26:ILE:HB	1:A:66:PHE:CD1	2.55	0.41
1:A:218:LEU:HD11	1:A:226:ALA:HB1	2.01	0.41
1:B:180:VAL:HG21	1:B:262:ARG:O	2.19	0.41
1:A:22:PHE:HE2	1:A:149:ILE:O	2.02	0.41
1:A:280:ASP:OD1	1:A:281:ILE:HG13	2.19	0.41
1:A:228:THR:CG2	1:A:229:VAL:N	2.83	0.41
1:A:134:PHE:CZ	1:A:305:LEU:HD13	2.56	0.41
1:A:8:GLU:HA	1:A:25:VAL:O	2.20	0.41
1:B:8:GLU:OE2	1:B:53:TYR:OH	2.38	0.41
1:A:231:GLY:HA2	1:A:232:PRO:C	2.41	0.41
1:B:145:GLY:CA	1:B:318:PHE:HB3	2.51	0.41
1:B:216:MET:CG	1:B:228:THR:HB	2.50	0.41
1:B:238:TYR:OH	1:B:243:ASN:HA	2.20	0.41
1:A:90:PRO:HG2	4:A:1018:HOH:O	2.21	0.41
1:B:133:LEU:HD23	1:B:134:PHE:H	1.85	0.41
1:A:109:ASN:HA	4:A:1022:HOH:O	2.19	0.41
1:B:55:ASP:HB3	4:B:1310:HOH:O	2.19	0.41
1:B:307:ASP:OD1	1:B:309:TRP:HB2	2.21	0.41
1:B:21:PRO:HD2	4:B:914:HOH:O	2.20	0.41
1:A:323:ARG:HG3	1:A:323:ARG:HH11	1.86	0.41
1:A:9:THR:HA	1:A:10:PRO:HD3	1.78	0.41
1:A:90:PRO:HD3	1:A:330:LYS:CE	2.51	0.41
1:B:218:LEU:HG	1:B:228:THR:HG22	2.02	0.41
1:A:185:ASP:HA	1:A:192:GLY:O	2.21	0.41
1:B:65:LEU:HB2	1:B:304:LEU:HD13	2.02	0.41

*Continued on next page...*

*Continued from previous page...*

Atom-1	Atom-2	Interatomic distance (Å)	Clash overlap (Å)
1:B:193:ARG:HD2	4:B:1263:HOH:O	2.20	0.41
1:A:168:GLN:HG2	4:A:1139:HOH:O	2.21	0.41
1:B:117:ILE:HB	1:B:315:ARG:HB3	2.03	0.41
1:B:315:ARG:HG3	1:B:316:ARG:H	1.86	0.41
1:B:60:GLU:CD	4:B:1041:HOH:O	2.59	0.41
1:A:69:PHE:HA	1:A:70:PRO:HD3	1.76	0.41
1:B:315:ARG:HG2	1:B:315:ARG:NH1	2.36	0.41
1:B:73:SER:HB2	4:B:996:HOH:O	2.19	0.41
1:A:21:PRO:HG2	1:A:24:ALA:HB2	2.03	0.41
1:B:77:PHE:HD2	1:B:105:VAL:HG11	1.85	0.41
1:B:204:LYS:HG2	1:B:220:TRP:CH2	2.55	0.41
1:B:193:ARG:HB3	1:B:193:ARG:HH11	1.86	0.41
1:A:188:SER:HB2	1:B:196:LYS:HZ3	1.86	0.41
1:B:75:ASP:CB	4:B:1173:HOH:O	2.69	0.41
1:A:267:LYS:HB2	4:A:966:HOH:O	2.20	0.41
1:B:134:PHE:O	1:B:326:ALA:HA	2.20	0.41
1:A:4:LEU:HB2	1:A:42:LEU:CD2	2.50	0.41
1:B:49:THR:HG21	4:B:1138:HOH:O	2.21	0.41
1:B:169:ARG:NH2	1:B:273:ASP:OD1	2.53	0.40
1:B:78:ASN:HD21	1:B:103:GLY:HA3	1.85	0.40
1:B:9:THR:HA	1:B:10:PRO:HD3	1.77	0.40
1:B:306:ILE:HG23	1:B:311:VAL:HB	2.03	0.40
1:A:148:PRO:HB2	1:A:314:SER:OG	2.20	0.40
1:B:117:ILE:HA	1:B:118:PRO:HD3	1.91	0.40
1:B:9:THR:HA	1:B:10:PRO:HD3	1.77	0.40
1:A:88:GLU:O	1:A:330:LYS:HE3	2.21	0.40
1:A:146:GLU:C	1:A:148:PRO:HD3	2.41	0.40
1:A:237:LYS:HD3	1:A:248:PHE:CD1	2.56	0.40
1:B:177:TYR:CE2	1:B:233:ILE:HD11	2.56	0.40
1:B:169:ARG:HH21	1:B:275:LYS:HB3	1.85	0.40
1:A:121:HIS:NE2	1:A:312:LEU:HG	2.36	0.40
1:A:287:ARG:HD3	4:A:1238:HOH:O	2.21	0.40
1:B:41:PRO:O	1:B:45:GLN:HG3	2.22	0.40
1:B:139:ILE:HD12	1:B:323:ARG:CG	2.50	0.40
1:A:99:THR:HG22	4:B:904:HOH:O	2.22	0.40
1:B:186:ASP:HA	1:B:187:PRO:HD3	1.88	0.40
1:B:177:TYR:CE2	1:B:233:ILE:HD11	2.57	0.40
1:B:237:LYS:HD3	1:B:248:PHE:CG	2.57	0.40
1:A:9:THR:HA	1:A:10:PRO:HD3	1.78	0.40
1:B:219:GLU:OE1	1:B:227:LYS:HD3	2.21	0.40
1:A:121:HIS:CD2	1:A:312:LEU:HG	2.56	0.40

*Continued on next page...*

Continued from previous page...

Atom-1	Atom-2	Interatomic distance (Å)	Clash overlap (Å)
1:A:16:HIS:CE1	1:A:21:PRO:HB3	2.56	0.40
1:B:32:SER:HB3	1:B:36:PRO:HD3	2.04	0.40
1:A:141:PRO:HB3	1:A:322:ARG:HD2	2.04	0.40
1:A:169:ARG:NH2	1:A:273:ASP:OD2	2.54	0.40
1:B:137:CYS:HB2	1:B:298:TRP:CE3	2.55	0.40
1:A:142:LYS:HB3	1:A:319:ASP:O	2.21	0.40
1:A:24:ALA:HB1	1:A:57:LEU:HD11	2.03	0.40
1:A:208:GLU:HA	1:A:211:ALA:HB3	2.03	0.40
1:B:201:THR:HG22	1:B:202:HIS:N	2.37	0.40
1:A:146:GLU:O	1:A:315:ARG:HA	2.20	0.40
1:A:321:PRO:HG2	4:B:1000:HOH:O	2.21	0.40
1:B:220:TRP:CZ3	1:B:226:ALA:HB2	2.57	0.40
1:A:122:GLU:OE2	1:A:313:HIS:CE1	2.74	0.40
1:A:11:ILE:O	1:A:14:GLN:HG2	2.21	0.40
1:A:72:ASN:O	1:A:300:ARG:NH2	2.54	0.40

There are no symmetry-related clashes.

## 5.3 Torsion angles

### 5.3.1 Protein backbone

In the following table, the Percentiles column shows the percent Ramachandran outliers of the chain as a percentile score with respect to all X-ray entries followed by that with respect to entries of similar resolution.

The Analysed column shows the number of residues for which the backbone conformation was analysed, and the total number of residues.

Mol	Chain	Analysed	Favoured	Allowed	Outliers	Percentiles	
1	1-A	317/330 (96%)	289 (91%)	24 (8%)	4 (1%)	15	21
1	1-B	318/330 (96%)	290 (91%)	26 (8%)	2 (1%)	30	43
1	2-A	317/330 (96%)	293 (92%)	21 (7%)	3 (1%)	21	30
1	2-B	318/330 (96%)	298 (94%)	19 (6%)	1 (0%)	46	63
1	3-A	317/330 (96%)	285 (90%)	29 (9%)	3 (1%)	21	30
1	3-B	318/330 (96%)	296 (93%)	20 (6%)	2 (1%)	30	43
1	4-A	317/330 (96%)	290 (92%)	24 (8%)	3 (1%)	21	30
1	4-B	318/330 (96%)	295 (93%)	20 (6%)	3 (1%)	21	30

Continued on next page...

*Continued from previous page...*

Mol	Chain	Analysed	Favoured	Allowed	Outliers	Percentiles
All	All	2540/2640 (96%)	2336 (92%)	183 (7%)	21 (1%)	24 35

All (21) Ramachandran outliers are listed below:

Mol	Chain	Res	Type
1	4-A	92	VAL
1	4-B	14	GLN
1	4-B	247	TRP
1	3-A	220	TRP
1	3-B	146	GLU
1	4-A	70	PRO
1	1-A	37	ALA
1	1-A	110	GLU
1	1-A	261	LYS
1	1-B	29	PRO
1	1-B	70	PRO
1	2-A	172	GLU
1	4-B	221	THR
1	2-A	223	ASP
1	2-B	208	GLU
1	3-A	47	ILE
1	3-B	31	ALA
1	4-A	261	LYS
1	3-A	13	GLN
1	1-A	112	PRO
1	2-A	10	PRO

### 5.3.2 Protein sidechains ⓘ

In the following table, the Percentiles column shows the percent sidechain outliers of the chain as a percentile score with respect to all X-ray entries followed by that with respect to entries of similar resolution.

The Analysed column shows the number of residues for which the sidechain conformation was analysed, and the total number of residues.

Mol	Chain	Analysed	Rotameric	Outliers	Percentiles
1	1-A	281/288 (98%)	276 (98%)	5 (2%)	66 84
1	1-B	284/288 (99%)	281 (99%)	3 (1%)	80 92
1	2-A	281/288 (98%)	274 (98%)	7 (2%)	55 76
1	2-B	284/288 (99%)	279 (98%)	5 (2%)	66 84

*Continued on next page...*

*Continued from previous page...*

Mol	Chain	Analysed	Rotameric	Outliers	Percentiles	
1	3-A	281/288 (98%)	278 (99%)	3 (1%)	80	92
1	3-B	284/288 (99%)	283 (100%)	1 (0%)	93	98
1	4-A	281/288 (98%)	278 (99%)	3 (1%)	80	92
1	4-B	284/288 (99%)	280 (99%)	4 (1%)	74	88
All	All	2260/2304 (98%)	2229 (99%)	31 (1%)	74	88

All (31) residues with a non-rotameric sidechain are listed below:

Mol	Chain	Res	Type
1	1-A	5	LEU
1	1-A	45	GLN
1	1-A	110	GLU
1	1-A	112	PRO
1	1-A	293	CYS
1	1-B	181	LEU
1	1-B	267	LYS
1	1-B	293	CYS
1	2-A	107	THR
1	2-A	122	GLU
1	2-A	123	MET
1	2-A	133	LEU
1	2-A	214	LEU
1	2-A	222	GLU
1	2-A	293	CYS
1	2-B	104	ARG
1	2-B	150	VAL
1	2-B	219	GLU
1	2-B	267	LYS
1	2-B	293	CYS
1	3-A	107	THR
1	3-A	293	CYS
1	3-A	315	ARG
1	3-B	267	LYS
1	4-A	23	PRO
1	4-A	128	GLU
1	4-A	181	LEU
1	4-B	110	GLU
1	4-B	176	LEU
1	4-B	213	ASP
1	4-B	267	LYS

Some sidechains can be flipped to improve hydrogen bonding and reduce clashes. All (31) such sidechains are listed below:

Mol	Chain	Res	Type
1	1-A	45	GLN
1	1-A	59	HIS
1	1-A	72	ASN
1	1-A	109	ASN
1	1-B	59	HIS
1	1-B	125	GLN
1	2-A	45	GLN
1	2-A	59	HIS
1	2-A	125	GLN
1	2-A	153	HIS
1	2-A	173	HIS
1	2-B	50	GLN
1	2-B	153	HIS
1	2-B	299	GLN
1	2-B	313	HIS
1	3-A	45	GLN
1	3-A	59	HIS
1	3-A	72	ASN
1	3-A	125	GLN
1	3-A	299	GLN
1	3-B	109	ASN
1	3-B	153	HIS
1	3-B	299	GLN
1	4-A	14	GLN
1	4-A	72	ASN
1	4-A	153	HIS
1	4-A	243	ASN
1	4-A	313	HIS
1	4-B	59	HIS
1	4-B	109	ASN
1	4-B	125	GLN

### 5.3.3 RNA ⓘ

There are no RNA molecules in this entry.

## 5.4 Non-standard residues in protein, DNA, RNA chains ⓘ

There are no non-standard protein/DNA/RNA residues in this entry.

## 5.5 Carbohydrates [i](#)

There are no carbohydrates in this entry.

## 5.6 Ligand geometry [i](#)

Of 24 ligands modelled in this entry, 8 are monoatomic - leaving 16 for Mogul analysis.

In the following table, the Counts columns list the number of bonds (or angles) for which Mogul statistics could be retrieved, the number of bonds (or angles) that are observed in the model and the number of bonds (or angles) that are defined in the chemical component dictionary. The Link column lists molecule types, if any, to which the group is linked. The Z score for a bond length (or angle) is the number of standard deviations the observed value is removed from the expected value. A bond length (or angle) with  $|Z| > 2$  is considered an outlier worth inspection. RMSZ is the root-mean-square of all Z scores of the bond lengths (or angles).

Mol	Type	Chain	Res	Link	Bond lengths			Bond angles		
					Counts	RMSZ	$\# Z  > 2$	Counts	RMSZ	$\# Z  > 2$
3	SO4	1-A	801	-	4,4,4	0.19	0	6,6,6	0.10	0
3	SO4	1-A	802	-	4,4,4	0.30	0	6,6,6	0.11	0
3	SO4	1-A	803	-	4,4,4	0.28	0	6,6,6	0.20	0
3	SO4	1-B	804	-	4,4,4	0.20	0	6,6,6	0.15	0
3	SO4	2-A	801	-	4,4,4	0.23	0	6,6,6	0.16	0
3	SO4	2-A	802	-	4,4,4	0.31	0	6,6,6	0.05	0
3	SO4	2-A	803	-	4,4,4	0.27	0	6,6,6	0.20	0
3	SO4	2-B	804	-	4,4,4	0.32	0	6,6,6	0.13	0
3	SO4	3-A	801	-	4,4,4	0.12	0	6,6,6	0.13	0
3	SO4	3-A	802	-	4,4,4	0.34	0	6,6,6	0.08	0
3	SO4	3-A	803	-	4,4,4	0.27	0	6,6,6	0.20	0
3	SO4	3-B	804	-	4,4,4	0.26	0	6,6,6	0.15	0
3	SO4	4-A	801	-	4,4,4	0.11	0	6,6,6	0.09	0
3	SO4	4-A	802	-	4,4,4	0.30	0	6,6,6	0.07	0
3	SO4	4-A	803	-	4,4,4	0.24	0	6,6,6	0.19	0
3	SO4	4-B	804	-	4,4,4	0.25	0	6,6,6	0.18	0

In the following table, the Chirals column lists the number of chiral outliers, the number of chiral centers analysed, the number of these observed in the model and the number defined in the chemical component dictionary. Similar counts are reported in the Torsion and Rings columns. '-' means no outliers of that kind were identified.

Mol	Type	Chain	Res	Link	Chirals	Torsions	Rings
3	SO4	1-A	801	-	-	0/0/0/0	0/0/0/0
3	SO4	1-A	802	-	-	0/0/0/0	0/0/0/0
3	SO4	1-A	803	-	-	0/0/0/0	0/0/0/0
3	SO4	1-B	804	-	-	0/0/0/0	0/0/0/0

*Continued on next page...*

*Continued from previous page...*

Mol	Type	Chain	Res	Link	Chirals	Torsions	Rings
3	SO4	2-A	801	-	-	0/0/0/0	0/0/0/0
3	SO4	2-A	802	-	-	0/0/0/0	0/0/0/0
3	SO4	2-A	803	-	-	0/0/0/0	0/0/0/0
3	SO4	2-B	804	-	-	0/0/0/0	0/0/0/0
3	SO4	3-A	801	-	-	0/0/0/0	0/0/0/0
3	SO4	3-A	802	-	-	0/0/0/0	0/0/0/0
3	SO4	3-A	803	-	-	0/0/0/0	0/0/0/0
3	SO4	3-B	804	-	-	0/0/0/0	0/0/0/0
3	SO4	4-A	801	-	-	0/0/0/0	0/0/0/0
3	SO4	4-A	802	-	-	0/0/0/0	0/0/0/0
3	SO4	4-A	803	-	-	0/0/0/0	0/0/0/0
3	SO4	4-B	804	-	-	0/0/0/0	0/0/0/0

There are no bond length outliers.

There are no bond angle outliers.

There are no chirality outliers.

There are no torsion outliers.

There are no ring outliers.

1 monomer is involved in 1 short contact:

Mol	Chain	Res	Type	Clashes	Symm-Clashes
3	1-A	803	SO4	1	0

## 5.7 Other polymers [i](#)

There are no such residues in this entry.

## 5.8 Polymer linkage issues [i](#)

There are no chain breaks in this entry.

## 6 Fit of model and data ⓘ

### 6.1 Protein, DNA and RNA chains ⓘ

In the following table, the column labelled ‘#RSRZ> 2’ contains the number (and percentage) of RSRZ outliers, followed by percent RSRZ outliers for the chain as percentile scores relative to all X-ray entries and entries of similar resolution. The OWAB column contains the minimum, median, 95<sup>th</sup> percentile and maximum values of the occupancy-weighted average B-factor per residue. The column labelled ‘Q< 0.9’ lists the number of (and percentage) of residues with an average occupancy less than 0.9.

Mol	Chain	Analysed	<RSRZ>	#RSRZ>2			OWAB(Å <sup>2</sup> )	Q<0.9
1	1-A	321/330 (97%)	0.09	21 (6%)	22	22	7, 25, 76, 88	321 (100%)
1	1-B	322/330 (97%)	0.11	24 (7%)	17	17	5, 22, 58, 97	322 (100%)
1	2-A	321/330 (97%)	0.09	21 (6%)	22	22	7, 25, 76, 88	321 (100%)
1	2-B	322/330 (97%)	0.11	24 (7%)	17	17	5, 22, 58, 97	322 (100%)
1	3-A	321/330 (97%)	0.09	21 (6%)	22	22	7, 25, 76, 88	321 (100%)
1	3-B	322/330 (97%)	0.11	24 (7%)	17	17	5, 22, 58, 97	322 (100%)
1	4-A	321/330 (97%)	0.09	21 (6%)	22	22	7, 25, 76, 88	321 (100%)
1	4-B	322/330 (97%)	0.11	24 (7%)	17	17	5, 22, 58, 97	322 (100%)
All	All	2572/2640 (97%)	0.10	180 (6%)	23	19	5, 24, 70, 97	2572 (100%)

All (180) RSRZ outliers are listed below:

Mol	Chain	Res	Type	RSRZ
1	1-A	205	ASN	5.9
1	2-A	205	ASN	5.9
1	3-A	205	ASN	5.9
1	4-A	205	ASN	5.9
1	1-A	206	LEU	5.5
1	2-A	206	LEU	5.5
1	3-A	206	LEU	5.5
1	4-A	206	LEU	5.5
1	1-A	209	GLN	4.5
1	2-A	209	GLN	4.5
1	3-A	209	GLN	4.5
1	4-A	209	GLN	4.5
1	1-B	206	LEU	4.4
1	2-B	206	LEU	4.4
1	3-B	206	LEU	4.4
1	4-B	206	LEU	4.4

*Continued on next page...*

*Continued from previous page...*

Mol	Chain	Res	Type	RSRZ
1	1-B	31	ALA	4.3
1	2-B	31	ALA	4.3
1	3-B	31	ALA	4.3
1	4-B	31	ALA	4.3
1	1-B	109	ASN	4.3
1	2-B	109	ASN	4.3
1	3-B	109	ASN	4.3
1	4-B	109	ASN	4.3
1	1-A	201	THR	4.1
1	2-A	201	THR	4.1
1	3-A	201	THR	4.1
1	4-A	201	THR	4.1
1	1-A	93	GLY	4.0
1	2-A	93	GLY	4.0
1	3-A	93	GLY	4.0
1	4-A	93	GLY	4.0
1	1-A	212	VAL	4.0
1	2-A	212	VAL	4.0
1	3-A	212	VAL	4.0
1	4-A	212	VAL	4.0
1	1-B	262	ARG	3.9
1	2-B	262	ARG	3.9
1	3-B	262	ARG	3.9
1	4-B	262	ARG	3.9
1	1-A	217	LYS	3.8
1	2-A	217	LYS	3.8
1	3-A	217	LYS	3.8
1	4-A	217	LYS	3.8
1	1-B	205	ASN	3.8
1	2-B	205	ASN	3.8
1	3-B	205	ASN	3.8
1	4-B	205	ASN	3.8
1	1-B	188	SER	3.8
1	2-B	188	SER	3.8
1	3-B	188	SER	3.8
1	4-B	188	SER	3.8
1	1-B	91	TYR	3.8
1	2-B	91	TYR	3.8
1	3-B	91	TYR	3.8
1	4-B	91	TYR	3.8
1	1-A	218	LEU	3.6
1	2-A	218	LEU	3.6

*Continued on next page...*

*Continued from previous page...*

Mol	Chain	Res	Type	RSRZ
1	3-A	218	LEU	3.6
1	4-A	218	LEU	3.6
1	1-B	203	ASP	3.6
1	2-B	203	ASP	3.6
1	3-B	203	ASP	3.6
1	4-B	203	ASP	3.6
1	1-A	211	ALA	3.6
1	2-A	211	ALA	3.6
1	3-A	211	ALA	3.6
1	4-A	211	ALA	3.6
1	1-B	108	ALA	3.2
1	2-B	108	ALA	3.2
1	3-B	108	ALA	3.2
1	4-B	108	ALA	3.2
1	1-A	4	LEU	3.1
1	2-A	4	LEU	3.1
1	3-A	4	LEU	3.1
1	4-A	4	LEU	3.1
1	1-B	213	ASP	3.1
1	2-B	213	ASP	3.1
1	3-B	213	ASP	3.1
1	4-B	213	ASP	3.1
1	1-A	207	ALA	2.8
1	2-A	207	ALA	2.8
1	3-A	207	ALA	2.8
1	4-A	207	ALA	2.8
1	1-B	212	VAL	2.7
1	2-B	212	VAL	2.7
1	3-B	212	VAL	2.7
1	4-B	212	VAL	2.7
1	1-A	213	ASP	2.7
1	2-A	213	ASP	2.7
1	3-A	213	ASP	2.7
1	4-A	213	ASP	2.7
1	1-B	219	GLU	2.7
1	2-B	219	GLU	2.7
1	3-B	219	GLU	2.7
1	4-B	219	GLU	2.7
1	1-B	220	TRP	2.7
1	2-B	220	TRP	2.7
1	3-B	220	TRP	2.7
1	4-B	220	TRP	2.7

*Continued on next page...*

*Continued from previous page...*

Mol	Chain	Res	Type	RSRZ
1	1-B	226	ALA	2.6
1	2-B	226	ALA	2.6
1	3-B	226	ALA	2.6
1	4-B	226	ALA	2.6
1	1-A	274	GLY	2.6
1	2-A	274	GLY	2.6
1	3-A	274	GLY	2.6
1	4-A	274	GLY	2.6
1	1-A	208	GLU	2.5
1	2-A	208	GLU	2.5
1	3-A	208	GLU	2.5
1	4-A	208	GLU	2.5
1	1-A	222	GLU	2.4
1	2-A	222	GLU	2.4
1	3-A	222	GLU	2.4
1	4-A	222	GLU	2.4
1	1-A	203	ASP	2.4
1	2-A	203	ASP	2.4
1	3-A	203	ASP	2.4
1	4-A	203	ASP	2.4
1	1-B	222	GLU	2.3
1	2-B	222	GLU	2.3
1	3-B	222	GLU	2.3
1	4-B	222	GLU	2.3
1	1-A	199	PHE	2.2
1	2-A	199	PHE	2.2
1	3-A	199	PHE	2.2
1	4-A	199	PHE	2.2
1	1-B	209	GLN	2.2
1	2-B	209	GLN	2.2
1	3-B	209	GLN	2.2
1	4-B	209	GLN	2.2
1	1-B	199	PHE	2.2
1	2-B	199	PHE	2.2
1	3-B	199	PHE	2.2
1	4-B	199	PHE	2.2
1	1-B	261	LYS	2.2
1	2-B	261	LYS	2.2
1	3-B	261	LYS	2.2
1	4-B	261	LYS	2.2
1	1-B	192	GLY	2.2
1	2-B	192	GLY	2.2

*Continued on next page...*

*Continued from previous page...*

Mol	Chain	Res	Type	RSRZ
1	3-B	192	GLY	2.2
1	4-B	192	GLY	2.2
1	1-A	219	GLU	2.2
1	2-A	219	GLU	2.2
1	3-A	219	GLU	2.2
1	4-A	219	GLU	2.2
1	1-B	223	ASP	2.1
1	2-B	223	ASP	2.1
1	3-B	223	ASP	2.1
1	4-B	223	ASP	2.1
1	1-A	94	GLY	2.1
1	2-A	94	GLY	2.1
1	3-A	94	GLY	2.1
1	4-A	94	GLY	2.1
1	1-B	180	VAL	2.1
1	2-B	180	VAL	2.1
1	3-B	180	VAL	2.1
1	4-B	180	VAL	2.1
1	1-B	274	GLY	2.1
1	2-B	274	GLY	2.1
1	3-B	274	GLY	2.1
1	4-B	274	GLY	2.1
1	1-A	97	PRO	2.1
1	2-A	97	PRO	2.1
1	3-A	97	PRO	2.1
1	4-A	97	PRO	2.1
1	1-A	52	HIS	2.1
1	2-A	52	HIS	2.1
1	3-A	52	HIS	2.1
1	4-A	52	HIS	2.1
1	1-B	187	PRO	2.0
1	2-B	187	PRO	2.0
1	3-B	187	PRO	2.0
1	4-B	187	PRO	2.0
1	1-B	221	THR	2.0
1	2-B	221	THR	2.0
1	3-B	221	THR	2.0
1	4-B	221	THR	2.0

## 6.2 Non-standard residues in protein, DNA, RNA chains ⓘ

There are no non-standard protein/DNA/RNA residues in this entry.

### 6.3 Carbohydrates ⓘ

There are no carbohydrates in this entry.

### 6.4 Ligands ⓘ

In the following table, the Atoms column lists the number of modelled atoms in the group and the number defined in the chemical component dictionary. LLDF column lists the quality of electron density of the group with respect to its neighbouring residues in protein, DNA or RNA chains. The B-factors column lists the minimum, median, 95<sup>th</sup> percentile and maximum values of B factors of atoms in the group. The column labelled 'Q< 0.9' lists the number of atoms with occupancy less than 0.9.

Mol	Type	Chain	Res	Atoms	RSCC	RSR	LLDF	B-factors(Å <sup>2</sup> )	Q<0.9
3	SO4	4-A	801	5/5	0.96	0.21	5.35	72,73,74,74	5
3	SO4	1-A	801	5/5	0.96	0.21	5.26	73,75,75,75	5
3	SO4	3-A	801	5/5	0.96	0.21	5.03	73,73,74,75	5
3	SO4	2-A	801	5/5	0.96	0.21	3.61	76,76,77,77	5
3	SO4	1-B	804	5/5	0.98	0.23	1.34	40,42,44,44	5
3	SO4	2-B	804	5/5	0.98	0.23	1.18	46,47,47,48	5
3	SO4	3-B	804	5/5	0.98	0.23	1.18	41,43,45,45	5
3	SO4	4-B	804	5/5	0.98	0.23	1.18	40,42,44,44	5
3	SO4	1-A	803	5/5	0.97	0.22	0.75	45,46,47,49	5
3	SO4	2-A	803	5/5	0.97	0.22	0.75	47,48,49,50	5
3	SO4	4-A	803	5/5	0.97	0.22	0.75	42,43,44,44	5
3	SO4	3-A	803	5/5	0.97	0.22	0.75	46,47,48,49	5
3	SO4	4-A	802	5/5	0.97	0.13	-0.13	74,74,75,75	5
3	SO4	2-A	802	5/5	0.97	0.13	-0.13	75,75,75,76	5
2	FE	3-B	902	1/1	1.00	0.03	-	5,5,5,5	1
2	FE	4-B	902	1/1	1.00	0.03	-	16,16,16,16	1
2	FE	4-A	901	1/1	0.99	0.06	-	36,36,36,36	1
2	FE	2-B	902	1/1	1.00	0.03	-	26,26,26,26	1
2	FE	1-A	901	1/1	0.99	0.06	-	34,34,34,34	1
3	SO4	3-A	802	5/5	0.97	0.13	-	76,76,77,77	5
2	FE	1-B	902	1/1	1.00	0.03	-	26,26,26,26	1
3	SO4	1-A	802	5/5	0.97	0.13	-	74,74,74,74	5
2	FE	3-A	901	1/1	0.99	0.06	-	36,36,36,36	1
2	FE	2-A	901	1/1	0.99	0.06	-	36,36,36,36	1

### 6.5 Other polymers ⓘ

There are no such residues in this entry.