



Full wwPDB X-ray Structure Validation Report ⓘ

Jan 31, 2016 – 10:07 PM GMT

PDB ID : 1S77
Title : T7 RNAP product pyrophosphate elongation complex
Authors : Yin, Y.W.; Steitz, T.A.
Deposited on : 2004-01-29
Resolution : 2.69 Å(reported)

This is a Full wwPDB X-ray Structure Validation Report for a publicly released PDB entry.
We welcome your comments at validation@mail.wwpdb.org
A user guide is available at
<http://wwpdb.org/validation/2016/XrayValidationReportHelp>
with specific help available everywhere you see the ⓘ symbol.

The following versions of software and data (see [references ⓘ](#)) were used in the production of this report:

MolProbity : 4.02b-467
Mogul : 1.7 (RC4), CSD as536be (2015)
Xtriage (Phenix) : 1.9-1692
EDS : rb-20026688
Percentile statistics : 20151230.v01 (using entries in the PDB archive December 30th 2015)
Refmac : 5.8.0135
CCP4 : 6.5.0
Ideal geometry (proteins) : Engh & Huber (2001)
Ideal geometry (DNA, RNA) : Parkinson et al. (1996)
Validation Pipeline (wwPDB-VP) : trunk26865

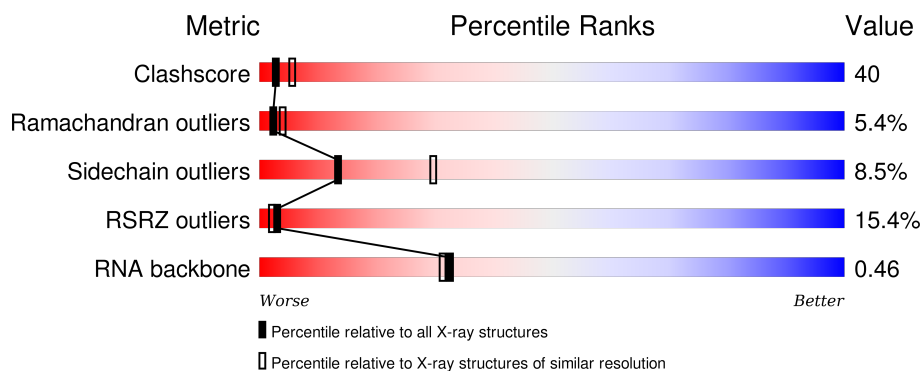
1 Overall quality at a glance

The following experimental techniques were used to determine the structure:

X-RAY DIFFRACTION

The reported resolution of this entry is 2.69 Å.

Percentile scores (ranging between 0-100) for global validation metrics of the entry are shown in the following graphic. The table shows the number of entries on which the scores are based.



Metric	Whole archive (#Entries)	Similar resolution (#Entries, resolution range(Å))
Clashscore	102246	2422 (2.70-2.70)
Ramachandran outliers	100387	2382 (2.70-2.70)
Sidechain outliers	100360	2382 (2.70-2.70)
RSRZ outliers	91569	2107 (2.70-2.70)
RNA backbone	2183	1069 (3.10-2.30)

The table below summarises the geometric issues observed across the polymeric chains and their fit to the electron density. The red, orange, yellow and green segments on the lower bar indicate the fraction of residues that contain outliers for ≥ 3 , 2, 1 and 0 types of geometric quality criteria. A grey segment represents the fraction of residues that are not modelled. The numeric value for each fraction is indicated below the corresponding segment, with a dot representing fractions $\leq 5\%$. The upper red bar (where present) indicates the fraction of residues that have poor fit to the electron density. The numeric value is given above the bar.

Mol	Chain	Length	Quality of chain
1	T	21	
2	N	17	
3	R	10	
4	D	883	

2 Entry composition [i](#)

There are 7 unique types of molecules in this entry. The entry contains 7540 atoms, of which 0 are hydrogens and 0 are deuteriums.

In the tables below, the ZeroOcc column contains the number of atoms modelled with zero occupancy, the AltConf column contains the number of residues with at least one atom in alternate conformation and the Trace column contains the number of residues modelled with at most 2 atoms.

- Molecule 1 is a DNA chain called DNA (5'-D(*GP*CP*CP*GP*TP*GP*CP*GP*CP*AP*TP*TP*CP*GP*CP*CP*GP*TP*GP*TP*T)-3').

Mol	Chain	Residues	Atoms					ZeroOcc	AltConf	Trace
1	T	21	Total	C	N	O	P	0	0	0
			425	203	73	129	20			

- Molecule 2 is a DNA chain called DNA (5'-D(*TP*TP*TP*AP*CP*GP*TP*TP*GP*CP*GP*CP*AP*CP*GP*GP*C)-3').

Mol	Chain	Residues	Atoms					ZeroOcc	AltConf	Trace
2	N	17	Total	C	N	O	P	0	0	0
			344	165	60	103	16			

- Molecule 3 is a RNA chain called RNA (5'-R(*AP*CP*AP*CP*GP*GP*CP*GP*AP*(3D A))-3').

Mol	Chain	Residues	Atoms					ZeroOcc	AltConf	Trace
3	R	10	Total	C	N	O	P	0	0	0
			213	97	44	63	9			

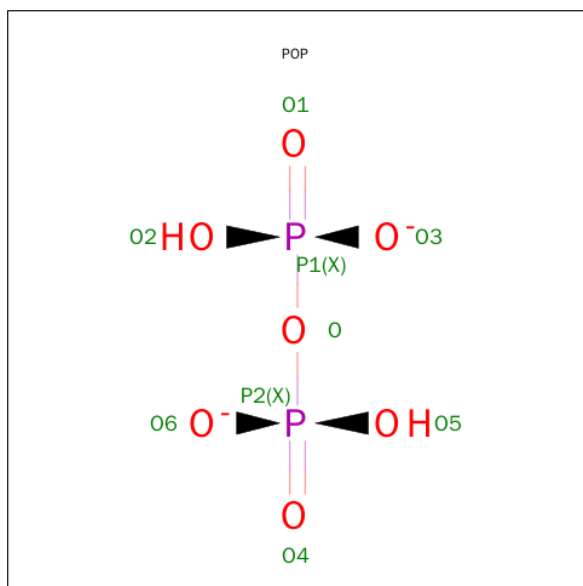
- Molecule 4 is a protein called DNA-directed RNA polymerase.

Mol	Chain	Residues	Atoms					ZeroOcc	AltConf	Trace
4	D	828	Total	C	N	O	S	0	0	0
			6546	4177	1139	1195	35			

- Molecule 5 is MAGNESIUM ION (three-letter code: MG) (formula: Mg).

Mol	Chain	Residues	Atoms		ZeroOcc	AltConf
5	R	1	Total	Mg	0	0
			1	1		
5	D	1	Total	Mg	0	0
			1	1		

- Molecule 6 is PYROPHOSPHATE 2- (three-letter code: POP) (formula: $\text{H}_2\text{O}_7\text{P}_2$).



Mol	Chain	Residues	Atoms			ZeroOcc	AltConf
6	D	1	Total	O	P	0	0
			9	7	2		

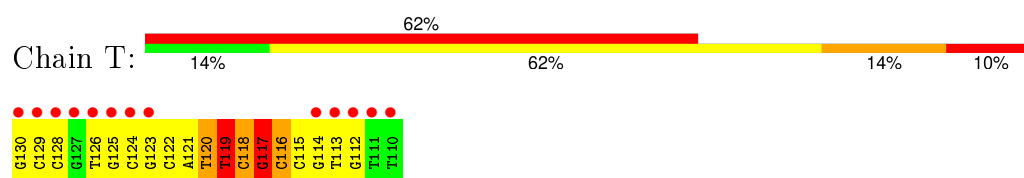
- Molecule 7 is water.

Mol	Chain	Residues	Atoms		ZeroOcc	AltConf
7	D	1	Total	O	0	0
			1	1		

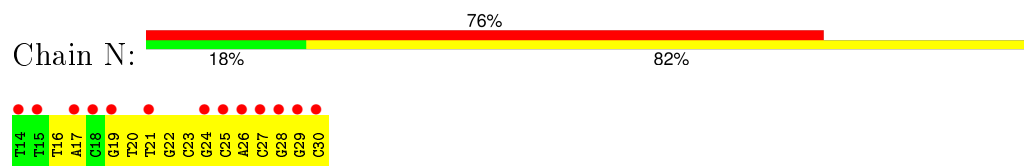
3 Residue-property plots

These plots are drawn for all protein, RNA and DNA chains in the entry. The first graphic for a chain summarises the proportions of errors displayed in the second graphic. The second graphic shows the sequence view annotated by issues in geometry and electron density. Residues are color-coded according to the number of geometric quality criteria for which they contain at least one outlier: green = 0, yellow = 1, orange = 2 and red = 3 or more. A red dot above a residue indicates a poor fit to the electron density (RSRZ > 2). Stretches of 2 or more consecutive residues without any outlier are shown as a green connector. Residues present in the sample, but not in the model, are shown in grey.

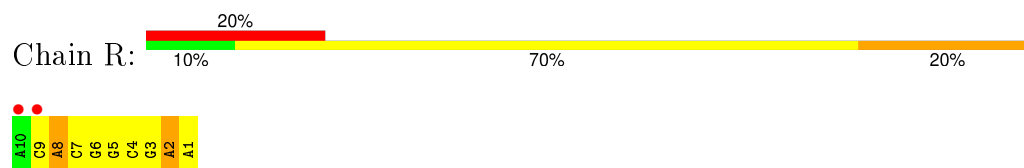
- Molecule 1: DNA (5'-D(*GP*CP*CP*GP*TP*GP*CP*GP*CP*AP*TP*TP*CP*GP*CP*CP*GP*TP*GP*TP*T)-3')



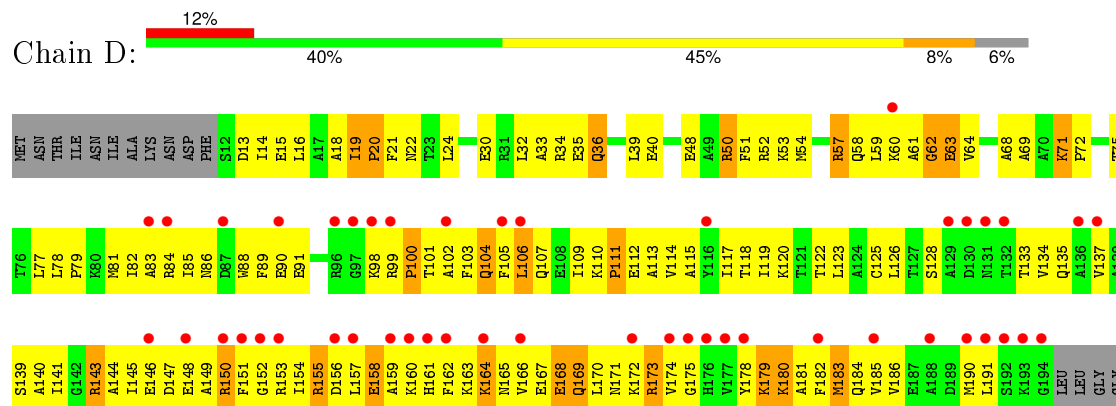
- Molecule 2: DNA (5'-D(*TP*TP*TP*AP*CP*GP*TP*TP*GP*CP*GP*CP*AP*CP*GP*GP*C)-3')



- Molecule 3: RNA (5'-R(*AP*CP*AP*CP*GP*GP*CP*GP*AP*(3DA))-3')



- Molecule 4: DNA-directed RNA polymerase





4 Data and refinement statistics

Property	Value	Source
Space group	C 2 2 21	Depositor
Cell constants a, b, c, α , β , γ	127.74Å 141.84Å 142.86Å 90.00° 90.00° 90.00°	Depositor
Resolution (Å)	30.00 – 2.69 29.15 – 2.70	Depositor EDS
% Data completeness (in resolution range)	99.9 (30.00-2.69) 92.4 (29.15-2.70)	Depositor EDS
R_{merge}	(Not available)	Depositor
R_{sym}	(Not available)	Depositor
$\langle I/\sigma(I) \rangle$ ¹	2.97 (at 2.72Å)	Xtriage
Refinement program	CNS 1.1	Depositor
R, R_{free}	0.251 , 0.285 0.262 , (Not available)	Depositor DCC
R_{free} test set	No test flags present.	DCC
Wilson B-factor (Å ²)	54.8	Xtriage
Anisotropy	0.443	Xtriage
Bulk solvent k_{sol} (e/Å ³), B_{sol} (Å ²)	0.33 , 59.9	EDS
Estimated twinning fraction	No twinning to report.	Xtriage
L-test for twinning ²	$\langle L \rangle = 0.49$, $\langle L^2 \rangle = 0.32$	Xtriage
Outliers	0 of 35634 reflections	Xtriage
F_o, F_c correlation	0.90	EDS
Total number of atoms	7540	wwPDB-VP
Average B, all atoms (Å ²)	72.0	wwPDB-VP

Xtriage's analysis on translational NCS is as follows: *The largest off-origin peak in the Patterson function is 4.06% of the height of the origin peak. No significant pseudotranslation is detected.*

¹Intensities estimated from amplitudes.

²Theoretical values of $\langle |L| \rangle$, $\langle L^2 \rangle$ for acentric reflections are 0.5, 0.375 respectively for untwinned datasets, and 0.333, 0.2 for perfectly twinned datasets.

5 Model quality

5.1 Standard geometry

Bond lengths and bond angles in the following residue types are not validated in this section: MG, 3DA, POP

The Z score for a bond length (or angle) is the number of standard deviations the observed value is removed from the expected value. A bond length (or angle) with $|Z| > 5$ is considered an outlier worth inspection. RMSZ is the root-mean-square of all Z scores of the bond lengths (or angles).

Mol	Chain	Bond lengths		Bond angles	
		RMSZ	$\# Z > 5$	RMSZ	$\# Z > 5$
1	T	0.44	0/474	0.89	2/730 (0.3%)
2	N	0.23	0/384	0.67	0/591
3	R	0.36	0/215	0.68	0/334
4	D	0.42	2/6698 (0.0%)	0.71	8/9060 (0.1%)
All	All	0.41	2/7771 (0.0%)	0.72	10/10715 (0.1%)

Chiral center outliers are detected by calculating the chiral volume of a chiral center and verifying if the center is modelled as a planar moiety or with the opposite hand. A planarity outlier is detected by checking planarity of atoms in a peptide group, atoms in a mainchain group or atoms of a sidechain that are expected to be planar.

Mol	Chain	#Chirality outliers	#Planarity outliers
1	T	0	5
4	D	0	2
All	All	0	7

All (2) bond length outliers are listed below:

Mol	Chain	Res	Type	Atoms	Z	Observed(Å)	Ideal(Å)
4	D	377	TRP	C-N	-5.54	1.21	1.34
4	D	180	LYS	C-N	5.40	1.46	1.34

All (10) bond angle outliers are listed below:

Mol	Chain	Res	Type	Atoms	Z	Observed(°)	Ideal(°)
4	D	378	LYS	CA-C-N	-22.62	67.43	117.20
4	D	378	LYS	C-N-CA	-15.25	83.57	121.70
4	D	378	LYS	O-C-N	12.16	142.15	122.70
4	D	377	TRP	O-C-N	-8.27	109.48	122.70
4	D	377	TRP	C-N-CA	7.20	139.69	121.70

Continued on next page...

Continued from previous page...

Mol	Chain	Res	Type	Atoms	Z	Observed(°)	Ideal(°)
4	D	377	TRP	CA-C-N	5.58	129.47	117.20
4	D	808	ALA	N-CA-C	-5.40	96.41	111.00
1	T	117	DG	N9-C1'-C2'	-5.33	102.47	112.60
1	T	119	DT	C5'-C4'-C3'	-5.32	104.52	114.10
4	D	179	LYS	C-N-CA	-5.12	108.90	121.70

There are no chirality outliers.

All (7) planarity outliers are listed below:

Mol	Chain	Res	Type	Group
4	D	377	TRP	Peptide
4	D	378	LYS	Mainchain
1	T	116	DC	Sidechain
1	T	117	DG	Sidechain
1	T	118	DC	Sidechain
1	T	119	DT	Sidechain
1	T	120	DT	Sidechain

5.2 Too-close contacts

In the following table, the Non-H and H(model) columns list the number of non-hydrogen atoms and hydrogen atoms in the chain respectively. The H(added) column lists the number of hydrogen atoms added and optimized by MolProbity. The Clashes column lists the number of clashes within the asymmetric unit, whereas Symm-Clashes lists symmetry related clashes.

Mol	Chain	Non-H	H(model)	H(added)	Clashes	Symm-Clashes
1	T	425	0	239	30	0
2	N	344	0	194	25	0
3	R	213	0	112	19	0
4	D	6546	0	6518	538	0
5	D	1	0	0	0	0
5	R	1	0	0	0	0
6	D	9	0	0	0	0
7	D	1	0	0	1	0
All	All	7540	0	7063	584	0

The all-atom clashscore is defined as the number of clashes found per 1000 atoms (including hydrogen atoms). The all-atom clashscore for this structure is 40.

All (584) close contacts within the same asymmetric unit are listed below, sorted by their clash magnitude.

Atom-1	Atom-2	Interatomic distance (Å)	Clash overlap (Å)
4:D:377:TRP:O	4:D:379:ARG:N	1.61	1.32
4:D:147:ASP:OD1	4:D:180:LYS:NZ	1.77	1.15
4:D:378:LYS:O	4:D:379:ARG:O	1.75	1.04
4:D:298:ARG:NH2	4:D:419:ASN:HD21	1.55	1.03
4:D:164:LYS:HB3	4:D:166:VAL:HG23	1.40	1.02
4:D:433:ASN:HD22	4:D:435:GLN:H	1.05	0.99
2:N:17:DA:OP2	4:D:378:LYS:HE3	1.62	0.98
4:D:298:ARG:HH21	4:D:419:ASN:ND2	1.63	0.96
4:D:873:ARG:HH11	4:D:873:ARG:HB2	1.30	0.95
4:D:856:SER:O	4:D:857:GLN:HB3	1.66	0.95
3:R:9:C:H2'	3:R:8:A:H5''	1.48	0.95
4:D:613:THR:HG22	4:D:614:LYS:H	1.32	0.94
4:D:278:TRP:H	4:D:321:ASN:HD21	0.95	0.94
2:N:16:DT:H4'	4:D:378:LYS:HD3	1.51	0.93
4:D:298:ARG:HH21	4:D:419:ASN:HD21	0.99	0.93
4:D:133:THR:HG22	4:D:243:THR:HG22	1.48	0.92
4:D:739:TYR:H	4:D:774:GLN:NE2	1.70	0.89
4:D:581:ILE:HG21	4:D:680:LEU:HD22	1.53	0.89
4:D:281:ILE:HG13	4:D:282:THR:HG23	1.54	0.89
4:D:340:VAL:HG23	4:D:341:ILE:H	1.37	0.88
4:D:175:GLY:HA3	4:D:178:TYR:HB2	1.53	0.88
4:D:167:GLU:HB2	4:D:170:LEU:HA	1.56	0.87
4:D:173:ARG:H	4:D:173:ARG:HD3	1.43	0.83
4:D:592:ASN:HD22	4:D:592:ASN:N	1.74	0.83
4:D:473:VAL:HG21	4:D:477:GLU:OE1	1.80	0.82
4:D:873:ARG:HB2	4:D:873:ARG:NH1	1.95	0.81
4:D:798:ALA:HB1	4:D:804:ILE:HD12	1.60	0.81
4:D:278:TRP:H	4:D:321:ASN:ND2	1.77	0.80
4:D:183:MET:HE2	4:D:186:VAL:HG21	1.64	0.79
3:R:9:C:C2'	3:R:8:A:H5''	2.13	0.79
1:T:112:DG:H2'	4:D:57:ARG:HH22	1.48	0.78
4:D:377:TRP:O	4:D:379:ARG:CA	2.32	0.78
4:D:377:TRP:O	4:D:379:ARG:CB	2.32	0.77
4:D:210:ILE:O	4:D:214:VAL:HG23	1.85	0.77
4:D:816:THR:OG1	4:D:824:LEU:HD22	1.85	0.77
4:D:378:LYS:C	4:D:379:ARG:O	2.20	0.77
4:D:78:LEU:HB3	4:D:79:PRO:HD3	1.66	0.77
4:D:473:VAL:HG22	4:D:474:PRO:HD2	1.66	0.77
4:D:739:TYR:H	4:D:774:GLN:HE21	1.30	0.76
4:D:829:ARG:NH2	4:D:882:PHE:H	1.83	0.76
4:D:139:SER:O	4:D:143:ARG:HB2	1.86	0.76
1:T:116:DC:H2''	1:T:115:DC:OP2	1.83	0.76

Continued on next page...

Continued from previous page...

Atom-1	Atom-2	Interatomic distance (Å)	Clash overlap (Å)
2:N:16:DT:C4'	4:D:378:LYS:HD3	2.15	0.76
4:D:713:LYS:HD2	4:D:713:LYS:H	1.50	0.75
4:D:340:VAL:HG23	4:D:341:ILE:N	2.02	0.74
4:D:834:ASP:O	4:D:838:SER:HB2	1.87	0.74
4:D:215:ARG:O	4:D:219:MET:HG2	1.88	0.73
4:D:275:PRO:HB2	4:D:324:GLN:HG3	1.70	0.73
1:T:119:DT:H2''	1:T:118:DC:OP2	1.85	0.73
4:D:298:ARG:CZ	4:D:419:ASN:HD21	2.01	0.73
4:D:791:LEU:HD21	4:D:809:LEU:HD13	1.71	0.72
4:D:826:LYS:O	4:D:830:GLU:HG3	1.90	0.72
4:D:796:VAL:O	4:D:800:GLU:HG3	1.90	0.72
4:D:303:LYS:H	4:D:303:LYS:HE2	1.55	0.71
4:D:180:LYS:O	4:D:184:GLN:HB3	1.91	0.71
4:D:551:ARG:HG3	4:D:551:ARG:HH11	1.53	0.71
2:N:27:DC:H2''	2:N:28:DG:O5'	1.89	0.71
4:D:54:MET:O	4:D:57:ARG:HG3	1.91	0.70
4:D:853:LEU:O	4:D:854:HIS:HB2	1.90	0.70
4:D:450:LYS:HG3	4:D:817:ILE:CD1	2.20	0.70
4:D:53:LYS:HD3	4:D:54:MET:N	2.06	0.70
4:D:497:LEU:H	4:D:497:LEU:HD12	1.57	0.70
4:D:180:LYS:HG3	4:D:180:LYS:O	1.91	0.70
4:D:36:GLN:HE21	4:D:272:VAL:H	1.40	0.69
4:D:201:TRP:HZ2	4:D:204:TRP:HE1	1.41	0.69
4:D:117:ILE:HG12	4:D:752:LEU:HD22	1.75	0.69
4:D:740:LYS:HD3	4:D:767:SER:HB3	1.75	0.69
4:D:79:PRO:O	4:D:82:ILE:HG22	1.93	0.69
4:D:747:LEU:H	4:D:747:LEU:HD23	1.58	0.68
4:D:286:TYR:CZ	4:D:417:PRO:HG3	2.29	0.68
4:D:592:ASN:ND2	4:D:592:ASN:N	2.42	0.68
3:R:4:C:H2'	3:R:3:G:C8	2.27	0.67
4:D:550:LEU:HD11	4:D:695:ALA:HB2	1.76	0.67
4:D:816:THR:HG22	4:D:817:ILE:H	1.59	0.67
4:D:13:ASP:HB3	4:D:16:LEU:HD13	1.76	0.67
4:D:13:ASP:HB3	4:D:16:LEU:HD22	1.74	0.67
4:D:589:GLY:O	4:D:613:THR:HB	1.94	0.67
4:D:421:ASP:OD1	4:D:423:ARG:NH1	2.28	0.67
4:D:244:ILE:O	4:D:244:ILE:HD12	1.95	0.67
4:D:35:GLU:HG2	4:D:272:VAL:HG21	1.77	0.66
4:D:433:ASN:ND2	4:D:435:GLN:H	1.86	0.66
4:D:104:GLN:NE2	4:D:104:GLN:H	1.92	0.66
4:D:806:SER:O	4:D:816:THR:HG23	1.96	0.66

Continued on next page...

Continued from previous page...

Atom-1	Atom-2	Interatomic distance (Å)	Clash overlap (Å)
4:D:586:ALA:O	4:D:614:LYS:HG3	1.95	0.66
4:D:551:ARG:HE	4:D:872:LEU:HD11	1.59	0.66
2:N:25:DC:H1'	2:N:26:DA:H5''	1.77	0.66
4:D:249:GLU:CD	4:D:249:GLU:H	1.99	0.66
4:D:146:GLU:O	4:D:148:GLU:N	2.29	0.66
4:D:148:GLU:O	4:D:152:GLY:HA3	1.96	0.66
4:D:378:LYS:O	4:D:382:ALA:CB	2.43	0.65
3:R:3:G:H2'	3:R:2:A:O4'	1.95	0.65
4:D:647:ARG:HH21	4:D:671:ASN:ND2	1.95	0.65
4:D:746:ARG:HD2	4:D:754:GLN:CD	2.17	0.65
4:D:409:ALA:O	4:D:410:ASN:HB2	1.97	0.65
4:D:378:LYS:O	4:D:382:ALA:HB2	1.97	0.64
3:R:9:C:H2'	3:R:8:A:C5'	2.26	0.64
4:D:766:ASP:O	4:D:767:SER:HB2	1.96	0.64
4:D:59:LEU:HB3	4:D:64:VAL:HG22	1.79	0.64
4:D:833:VAL:HG21	4:D:876:LEU:HD13	1.77	0.64
4:D:329:LYS:HG2	4:D:447:ALA:HA	1.80	0.64
4:D:690:VAL:HG23	4:D:691:ALA:N	2.12	0.64
4:D:767:SER:O	4:D:768:GLU:HB3	1.97	0.64
4:D:383:ALA:O	4:D:386:ARG:HB3	1.97	0.64
4:D:228:SER:C	4:D:229:LEU:HD22	2.18	0.64
1:T:120:DT:H2''	1:T:119:DT:OP2	1.98	0.64
1:T:118:DC:H2''	1:T:117:DG:OP2	1.96	0.63
4:D:378:LYS:O	4:D:379:ARG:C	2.32	0.63
4:D:181:ALA:O	4:D:184:GLN:HG2	1.98	0.63
4:D:723:CYS:HB3	4:D:853:LEU:HD13	1.80	0.63
4:D:613:THR:HG22	4:D:614:LYS:N	2.08	0.63
4:D:68:ALA:HB3	4:D:261:LEU:HD21	1.80	0.63
2:N:17:DA:P	4:D:378:LYS:HE3	2.37	0.63
4:D:117:ILE:HG23	4:D:752:LEU:HD21	1.80	0.63
4:D:707:ALA:O	4:D:722:ARG:HG2	1.99	0.63
4:D:278:TRP:N	4:D:321:ASN:HD21	1.81	0.63
4:D:339:ASN:HD21	4:D:406:ASN:HD21	1.46	0.63
4:D:148:GLU:OE1	4:D:749:LEU:HB3	1.98	0.63
4:D:257:ARG:O	4:D:261:LEU:HB2	1.99	0.63
4:D:302:LYS:HB3	4:D:302:LYS:NZ	2.14	0.63
4:D:133:THR:HB	4:D:242:GLU:O	1.99	0.62
4:D:69:ALA:HA	4:D:257:ARG:CG	2.28	0.62
1:T:130:DG:H8	1:T:130:DG:HO5'	1.47	0.62
4:D:551:ARG:HE	4:D:872:LEU:CD1	2.13	0.62
4:D:472:LYS:C	4:D:567:VAL:HG11	2.19	0.62

Continued on next page...

Continued from previous page...

Atom-1	Atom-2	Interatomic distance (Å)	Clash overlap (Å)
4:D:299:THR:HB	4:D:304:ALA:HB3	1.82	0.61
4:D:377:TRP:O	4:D:379:ARG:HB3	2.00	0.61
4:D:84:ARG:NE	4:D:84:ARG:HA	2.16	0.61
4:D:82:ILE:C	4:D:84:ARG:H	2.03	0.61
4:D:611:LEU:HD13	4:D:619:GLN:HE22	1.64	0.61
4:D:750:MET:O	4:D:751:PHE:HB2	2.01	0.61
3:R:9:C:C3'	3:R:8:A:H5''	2.29	0.61
4:D:154:ILE:HD11	4:D:158:GLU:HG2	1.82	0.61
4:D:84:ARG:HD3	4:D:222:GLU:HG2	1.83	0.61
4:D:81:MET:HG3	4:D:115:ALA:HB1	1.81	0.61
4:D:702:ALA:HA	4:D:861:MET:CE	2.31	0.61
3:R:9:C:H5'	4:D:746:ARG:HH21	1.64	0.61
4:D:345:LYS:HD2	4:D:346:HIS:CE1	2.35	0.60
4:D:141:ILE:O	4:D:145:ILE:HG12	2.01	0.60
4:D:624:GLY:O	4:D:626:THR:HG23	2.01	0.60
4:D:82:ILE:HB	4:D:112:GLU:CD	2.22	0.60
4:D:784:HIS:HA	4:D:787:ASP:OD2	2.01	0.60
4:D:433:ASN:HD22	4:D:435:GLN:N	1.89	0.60
4:D:828:VAL:HG21	4:D:883:ALA:HA	1.84	0.60
4:D:713:LYS:N	4:D:713:LYS:HD2	2.16	0.60
4:D:845:PHE:O	4:D:848:GLN:HB2	2.01	0.60
4:D:720:ARG:HH12	4:D:858:LEU:CD1	2.15	0.60
4:D:480:LYS:HA	4:D:480:LYS:HE2	1.84	0.60
4:D:123:LEU:C	4:D:125:CYS:H	2.05	0.60
4:D:89:PHE:C	4:D:91:GLU:H	2.06	0.60
4:D:723:CYS:SG	4:D:853:LEU:HB3	2.41	0.60
4:D:275:PRO:CB	4:D:324:GLN:HG3	2.32	0.59
4:D:164:LYS:HB3	4:D:166:VAL:CG2	2.25	0.59
4:D:852:GLN:HG2	4:D:853:LEU:HG	1.82	0.59
4:D:747:LEU:N	4:D:747:LEU:HD23	2.17	0.59
4:D:160:LYS:NZ	4:D:160:LYS:HB2	2.17	0.59
4:D:137:VAL:CG2	4:D:244:ILE:HG12	2.33	0.59
4:D:206:LYS:HE3	4:D:206:LYS:N	2.17	0.59
4:D:846:TYR:HA	4:D:849:PHE:CE1	2.38	0.59
4:D:204:TRP:CZ3	4:D:212:VAL:HG21	2.36	0.59
4:D:101:THR:HA	4:D:104:GLN:OE1	2.02	0.59
4:D:182:PHE:O	4:D:183:MET:HG2	2.03	0.59
4:D:120:LYS:HD3	4:D:120:LYS:O	2.03	0.59
4:D:126:LEU:HD13	4:D:246:LEU:HB2	1.85	0.59
4:D:21:PHE:HZ	4:D:30:GLU:HG3	1.68	0.59
4:D:204:TRP:HZ3	4:D:212:VAL:HG21	1.67	0.58

Continued on next page...

Continued from previous page...

Atom-1	Atom-2	Interatomic distance (Å)	Clash overlap (Å)
4:D:723:CYS:SG	4:D:853:LEU:HD22	2.43	0.58
4:D:651:LEU:CD1	4:D:670:PRO:HB2	2.33	0.58
4:D:488:ASN:HB3	4:D:501:TRP:CE3	2.38	0.58
4:D:57:ARG:HD3	4:D:57:ARG:C	2.24	0.58
4:D:133:THR:CG2	4:D:243:THR:HG22	2.29	0.58
4:D:711:LYS:HA	4:D:717:GLU:O	2.02	0.58
4:D:77:LEU:HD13	4:D:224:THR:HB	1.85	0.58
4:D:752:LEU:HD12	4:D:752:LEU:H	1.68	0.58
4:D:159:ALA:C	4:D:161:HIS:H	2.07	0.58
4:D:585:ASP:HB3	4:D:613:THR:HG22	1.86	0.58
4:D:229:LEU:HD12	4:D:242:GLU:OE1	2.02	0.58
4:D:551:ARG:HG3	4:D:551:ARG:NH1	2.19	0.58
4:D:21:PHE:CZ	4:D:30:GLU:HG3	2.39	0.58
4:D:794:THR:HA	4:D:831:THR:HG21	1.85	0.57
4:D:358:GLU:N	4:D:358:GLU:CD	2.58	0.57
4:D:122:THR:HG22	4:D:141:ILE:HD11	1.86	0.57
4:D:205:HIS:C	4:D:206:LYS:HE3	2.24	0.57
4:D:214:VAL:HG12	4:D:218:GLU:OE1	2.05	0.57
4:D:417:PRO:HG2	4:D:429:VAL:HB	1.85	0.57
4:D:247:ALA:HB1	4:D:249:GLU:OE2	2.04	0.57
4:D:329:LYS:HG3	4:D:445:THR:HG23	1.86	0.57
4:D:757:LEU:HD23	4:D:758:GLN:N	2.20	0.57
4:D:104:GLN:HE21	4:D:104:GLN:H	1.50	0.57
4:D:541:SER:HA	4:D:544:GLN:HG3	1.86	0.57
4:D:720:ARG:HH11	4:D:720:ARG:HG3	1.68	0.57
4:D:855:GLU:CD	4:D:856:SER:N	2.58	0.56
2:N:27:DC:H2''	2:N:28:DG:H2'	1.86	0.56
4:D:36:GLN:NE2	4:D:272:VAL:H	2.03	0.56
1:T:122:DC:H2''	1:T:121:DA:OP2	2.04	0.56
4:D:217:ILE:O	4:D:221:ILE:HG13	2.05	0.56
4:D:705:LEU:HB3	4:D:858:LEU:HD22	1.86	0.56
4:D:62:GLY:O	4:D:63:GLU:HG3	2.05	0.56
1:T:119:DT:H5''	4:D:777:GLY:HA2	1.88	0.56
4:D:711:LYS:HG2	4:D:718:ILE:HD13	1.87	0.56
4:D:298:ARG:NE	4:D:419:ASN:HD21	2.03	0.56
4:D:161:HIS:O	4:D:164:LYS:HB2	2.06	0.56
3:R:3:G:H3'	3:R:2:A:H5''	1.88	0.56
4:D:71:LYS:N	4:D:72:PRO:HD2	2.21	0.56
4:D:69:ALA:HA	4:D:257:ARG:HG3	1.87	0.56
4:D:50:ARG:HG3	4:D:51:PHE:N	2.21	0.56
1:T:124:DC:H1'	1:T:123:DG:H5'	1.88	0.55

Continued on next page...

Continued from previous page...

Atom-1	Atom-2	Interatomic distance (Å)	Clash overlap (Å)
4:D:671:ASN:O	4:D:673:ALA:N	2.37	0.55
4:D:452:ILE:HG13	4:D:818:PRO:HB2	1.86	0.55
1:T:126:DT:H1'	1:T:125:DG:H5''	1.88	0.55
4:D:306:MET:O	4:D:309:GLU:HB3	2.06	0.55
4:D:215:ARG:HG3	4:D:219:MET:HE2	1.87	0.55
4:D:684:SER:O	4:D:687:VAL:HG22	2.07	0.55
4:D:137:VAL:HG21	4:D:244:ILE:HG12	1.89	0.55
4:D:48:GLU:HG3	4:D:262:ALA:HB1	1.89	0.55
4:D:851:ASP:CG	4:D:852:GLN:H	2.09	0.55
1:T:112:DG:H2'	4:D:57:ARG:NH2	2.21	0.55
4:D:724:ALA:HB1	4:D:738:GLU:HB3	1.89	0.55
3:R:7:C:H5'	4:D:172:LYS:HE3	1.89	0.55
4:D:85:ILE:O	4:D:88:TRP:HB3	2.07	0.55
1:T:115:DC:C2	3:R:5:G:N2	2.75	0.55
4:D:19:ILE:HD13	4:D:22:ASN:OD1	2.06	0.55
4:D:298:ARG:HE	4:D:419:ASN:ND2	2.05	0.55
3:R:9:C:H1'	4:D:754:GLN:OE1	2.07	0.55
4:D:302:LYS:HB3	4:D:302:LYS:HZ3	1.72	0.55
4:D:743:ILE:CD1	4:D:744:GLN:H	2.20	0.54
4:D:738:GLU:HA	4:D:774:GLN:NE2	2.22	0.54
4:D:68:ALA:CB	4:D:261:LEU:HD21	2.37	0.54
4:D:612:GLY:O	4:D:616:LEU:HB2	2.07	0.54
4:D:163:LYS:C	4:D:165:ASN:H	2.10	0.54
4:D:765:LYS:HG2	4:D:766:ASP:OD2	2.08	0.54
2:N:16:DT:H4'	4:D:378:LYS:CD	2.34	0.54
4:D:210:ILE:HG13	4:D:211:HIS:ND1	2.23	0.54
2:N:16:DT:H2''	2:N:17:DA:H5''	1.88	0.54
4:D:145:ILE:O	4:D:149:ALA:HB2	2.08	0.54
4:D:118:THR:HG21	4:D:220:LEU:HD13	1.88	0.54
4:D:326:THR:HG23	4:D:806:SER:HA	1.90	0.54
4:D:170:LEU:HD22	4:D:170:LEU:N	2.23	0.54
2:N:24:DG:H2''	2:N:25:DC:C6	2.43	0.54
4:D:713:LYS:CD	4:D:713:LYS:H	2.18	0.54
4:D:802:TYR:CE1	4:D:826:LYS:HD2	2.43	0.54
4:D:552:ASP:C	4:D:552:ASP:OD2	2.46	0.54
4:D:266:PRO:HG2	4:D:268:PHE:CZ	2.43	0.54
4:D:538:GLY:HA3	4:D:883:ALA:HB3	1.90	0.53
4:D:184:GLN:HG3	4:D:185:VAL:HG23	1.89	0.53
1:T:114:DG:H2''	1:T:113:DT:OP2	2.08	0.53
4:D:668:THR:O	4:D:669:GLN:HB3	2.08	0.53
4:D:750:MET:SD	4:D:750:MET:N	2.81	0.53

Continued on next page...

Continued from previous page...

Atom-1	Atom-2	Interatomic distance (Å)	Clash overlap (Å)
4:D:162:PHE:C	4:D:164:LYS:H	2.12	0.53
4:D:213:GLY:O	4:D:217:ILE:HG13	2.09	0.53
4:D:731:ASP:OD1	4:D:792:ARG:NE	2.42	0.53
1:T:120:DT:H71	4:D:632:ARG:NH2	2.23	0.53
4:D:59:LEU:C	4:D:61:ALA:H	2.10	0.53
4:D:184:GLN:HG3	4:D:185:VAL:N	2.24	0.53
4:D:690:VAL:CG2	4:D:691:ALA:N	2.71	0.53
4:D:378:LYS:HA	4:D:382:ALA:HB2	1.90	0.53
4:D:642:LYS:HA	4:D:682:TRP:HZ3	1.74	0.53
1:T:113:DT:H2''	1:T:112:DG:H5'	1.90	0.53
4:D:724:ALA:CB	4:D:738:GLU:HB3	2.39	0.53
4:D:702:ALA:HA	4:D:861:MET:HE1	1.91	0.53
2:N:17:DA:H2''	4:D:173:ARG:NH2	2.24	0.53
4:D:537:ASP:O	4:D:882:PHE:HD1	1.92	0.52
4:D:543:ILE:HB	4:D:559:VAL:HG11	1.89	0.52
4:D:105:PHE:O	4:D:106:LEU:HG	2.09	0.52
4:D:275:PRO:CG	4:D:324:GLN:HG3	2.38	0.52
2:N:20:DT:N3	4:D:647:ARG:NH1	2.55	0.52
4:D:634:VAL:HA	4:D:685:VAL:HG21	1.91	0.52
4:D:69:ALA:HA	4:D:257:ARG:HG2	1.91	0.52
4:D:106:LEU:HD23	4:D:145:ILE:HG21	1.92	0.52
2:N:27:DC:C2'	2:N:28:DG:O5'	2.58	0.52
4:D:439:MET:O	4:D:443:LEU:HD22	2.09	0.52
4:D:340:VAL:CG2	4:D:341:ILE:H	2.16	0.52
4:D:656:GLN:N	4:D:657:PRO:HD2	2.25	0.52
4:D:105:PHE:HB3	4:D:212:VAL:HG22	1.91	0.52
4:D:53:LYS:C	4:D:53:LYS:HD3	2.31	0.52
4:D:585:ASP:CG	4:D:613:THR:HG21	2.30	0.52
4:D:143:ARG:HH11	4:D:143:ARG:HG3	1.75	0.52
4:D:744:GLN:HB2	4:D:756:ARG:HB3	1.92	0.52
4:D:275:PRO:HG2	4:D:324:GLN:HG3	1.92	0.52
2:N:20:DT:H1'	2:N:21:DT:H5'	1.91	0.52
4:D:146:GLU:HA	4:D:149:ALA:HB3	1.92	0.51
2:N:17:DA:H2''	4:D:173:ARG:CZ	2.40	0.51
4:D:208:ASP:O	4:D:212:VAL:HG23	2.10	0.51
1:T:114:DG:H1'	1:T:113:DT:H5'	1.91	0.51
4:D:650:VAL:HG13	4:D:651:LEU:N	2.25	0.51
4:D:203:SER:C	4:D:205:HIS:H	2.14	0.51
4:D:150:ARG:HG2	4:D:201:TRP:CE2	2.46	0.51
4:D:828:VAL:CG1	4:D:882:PHE:O	2.59	0.51
4:D:150:ARG:HG2	4:D:201:TRP:CZ2	2.46	0.51

Continued on next page...

Continued from previous page...

Atom-1	Atom-2	Interatomic distance (Å)	Clash overlap (Å)
4:D:84:ARG:O	4:D:88:TRP:HB2	2.10	0.51
3:R:4:C:H2'	3:R:3:G:H8	1.70	0.51
4:D:146:GLU:OE1	4:D:204:TRP:HB2	2.09	0.51
2:N:28:DG:H1'	2:N:29:DG:N7	2.25	0.51
4:D:59:LEU:HD12	4:D:60:LYS:N	2.26	0.51
4:D:873:ARG:HH11	4:D:873:ARG:CB	2.14	0.51
4:D:585:ASP:O	4:D:614:LYS:HA	2.11	0.51
4:D:386:ARG:HG2	4:D:386:ARG:HH11	1.75	0.51
4:D:450:LYS:HG3	4:D:817:ILE:HD11	1.94	0.50
4:D:120:LYS:NZ	4:D:752:LEU:O	2.44	0.50
4:D:473:VAL:HG21	4:D:477:GLU:CD	2.32	0.50
4:D:109:ILE:HD11	4:D:145:ILE:HG23	1.92	0.50
4:D:201:TRP:HZ2	4:D:204:TRP:NE1	2.08	0.50
4:D:210:ILE:HG13	4:D:211:HIS:H	1.77	0.50
4:D:110:LYS:HB2	4:D:113:ALA:CB	2.41	0.50
4:D:648:GLN:HE22	4:D:652:GLU:HB2	1.77	0.50
4:D:613:THR:O	4:D:615:ALA:N	2.45	0.50
4:D:450:LYS:HG3	4:D:817:ILE:HD12	1.92	0.50
4:D:744:GLN:HB3	4:D:757:LEU:H	1.77	0.50
4:D:190:MET:HG3	4:D:191:LEU:N	2.27	0.49
4:D:140:ALA:O	4:D:144:ALA:N	2.42	0.49
4:D:246:LEU:HG	4:D:251:ALA:HB2	1.94	0.49
4:D:620:TRP:CZ2	4:D:655:ILE:HD11	2.47	0.49
4:D:693:VAL:HG13	4:D:696:MET:CE	2.42	0.49
2:N:19:DG:H1'	2:N:20:DT:H71	1.93	0.49
4:D:629:VAL:HA	4:D:654:THR:HG21	1.94	0.49
4:D:378:LYS:O	4:D:382:ALA:HB3	2.12	0.49
4:D:743:ILE:HD12	4:D:744:GLN:H	1.78	0.49
4:D:489:ILE:HG23	4:D:515:CYS:SG	2.53	0.49
4:D:669:GLN:NE2	4:D:672:GLN:HE21	2.10	0.49
4:D:71:LYS:HD2	4:D:71:LYS:O	2.13	0.49
4:D:552:ASP:OD2	4:D:554:VAL:N	2.46	0.49
4:D:337:VAL:HG21	4:D:512:LEU:CD2	2.43	0.49
4:D:175:GLY:HA3	4:D:178:TYR:CB	2.35	0.49
4:D:855:GLU:CD	4:D:857:GLN:H	2.16	0.48
4:D:332:LYS:HE3	4:D:410:ASN:H	1.77	0.48
4:D:705:LEU:HD22	4:D:858:LEU:HD22	1.95	0.48
4:D:210:ILE:HG13	4:D:211:HIS:N	2.28	0.48
4:D:353:PRO:HG2	4:D:398:LEU:HD13	1.95	0.48
4:D:318:LYS:O	4:D:322:ILE:HG13	2.13	0.48
4:D:702:ALA:HA	4:D:861:MET:HE3	1.94	0.48

Continued on next page...

Continued from previous page...

Atom-1	Atom-2	Interatomic distance (Å)	Clash overlap (Å)
4:D:378:LYS:HD2	4:D:378:LYS:O	2.13	0.48
1:T:112:DG:C2'	4:D:57:ARG:HH22	2.24	0.48
4:D:846:TYR:CE1	4:D:850:ALA:HB2	2.48	0.48
4:D:167:GLU:CB	4:D:170:LEU:HA	2.37	0.48
4:D:54:MET:O	4:D:58:GLN:HG2	2.13	0.48
4:D:214:VAL:O	4:D:218:GLU:HG3	2.14	0.48
4:D:98:LYS:HD2	4:D:99:ARG:H	1.79	0.48
4:D:647:ARG:NH2	4:D:671:ASN:ND2	2.62	0.48
4:D:248:PRO:O	4:D:252:GLU:HG3	2.14	0.48
4:D:154:ILE:O	4:D:158:GLU:HB3	2.13	0.48
4:D:706:LEU:HD11	4:D:849:PHE:CB	2.43	0.48
4:D:652:GLU:O	4:D:657:PRO:HD3	2.14	0.48
4:D:308:TYR:CE2	4:D:734:PRO:HG2	2.49	0.48
1:T:130:DG:H2''	1:T:129:DC:H6	1.78	0.48
4:D:307:ARG:HG2	4:D:736:TRP:CH2	2.48	0.48
1:T:112:DG:H2'	4:D:57:ARG:HH12	1.77	0.47
4:D:585:ASP:OD1	4:D:613:THR:HG21	2.14	0.47
4:D:720:ARG:NH1	4:D:854:HIS:HA	2.29	0.47
4:D:274:PRO:HB3	4:D:325:ASN:HD22	1.78	0.47
1:T:130:DG:H2''	1:T:129:DC:C6	2.49	0.47
4:D:783:VAL:O	4:D:786:GLN:HB2	2.14	0.47
4:D:111:PRO:O	4:D:114:VAL:HB	2.14	0.47
4:D:611:LEU:CD1	4:D:619:GLN:HE22	2.25	0.47
4:D:623:TYR:CA	4:D:666:MET:HE1	2.44	0.47
4:D:181:ALA:C	4:D:183:MET:H	2.17	0.47
4:D:52:ARG:O	4:D:53:LYS:C	2.53	0.47
4:D:36:GLN:HE22	4:D:271:CYS:HA	1.78	0.47
1:T:119:DT:C2'	1:T:118:DC:OP2	2.57	0.47
4:D:551:ARG:HB2	4:D:868:GLY:H	1.78	0.47
4:D:13:ASP:CB	4:D:16:LEU:HD13	2.42	0.47
4:D:51:PHE:CD2	4:D:262:ALA:HB2	2.49	0.47
4:D:163:LYS:O	4:D:165:ASN:N	2.48	0.47
4:D:15:GLU:OE1	4:D:15:GLU:HA	2.14	0.47
4:D:738:GLU:O	4:D:738:GLU:HG3	2.14	0.47
4:D:711:LYS:HE2	4:D:716:GLY:O	2.14	0.47
4:D:822:ALA:O	4:D:825:PHE:HB3	2.14	0.47
4:D:828:VAL:CG2	4:D:883:ALA:HA	2.43	0.47
4:D:767:SER:O	4:D:768:GLU:CB	2.61	0.47
4:D:100:PRO:O	4:D:102:ALA:N	2.43	0.47
4:D:409:ALA:O	4:D:410:ASN:CB	2.63	0.47
4:D:632:ARG:HH11	4:D:632:ARG:HG3	1.79	0.47

Continued on next page...

Continued from previous page...

Atom-1	Atom-2	Interatomic distance (Å)	Clash overlap (Å)
4:D:219:MET:HA	4:D:222:GLU:HB3	1.97	0.47
4:D:298:ARG:HG3	4:D:420:MET:O	2.15	0.46
4:D:720:ARG:HG3	4:D:720:ARG:NH1	2.30	0.46
4:D:473:VAL:CG1	4:D:477:GLU:HB3	2.44	0.46
4:D:828:VAL:HG11	4:D:882:PHE:O	2.16	0.46
4:D:120:LYS:HD2	4:D:752:LEU:HD23	1.97	0.46
4:D:99:ARG:O	4:D:101:THR:N	2.41	0.46
4:D:107:GLN:HA	4:D:107:GLN:OE1	2.16	0.46
4:D:720:ARG:HH12	4:D:858:LEU:HD12	1.81	0.46
4:D:13:ASP:CB	4:D:16:LEU:HD22	2.43	0.46
4:D:642:LYS:HA	4:D:682:TRP:CZ3	2.50	0.46
4:D:278:TRP:CD2	4:D:284:GLY:HA3	2.50	0.46
4:D:113:ALA:O	4:D:117:ILE:HG13	2.15	0.46
4:D:571:TYR:CE2	4:D:631:LYS:NZ	2.82	0.46
4:D:224:THR:OG1	4:D:225:GLY:N	2.49	0.46
1:T:119:DT:O5'	1:T:119:DT:H2'	2.16	0.46
4:D:99:ARG:HD3	4:D:103:PHE:CD2	2.51	0.46
4:D:491:ALA:HB1	4:D:499:ASN:OD1	2.15	0.46
4:D:416:PHE:CE1	4:D:433:ASN:HA	2.51	0.46
4:D:36:GLN:CG	4:D:273:VAL:HG22	2.46	0.46
4:D:123:LEU:C	4:D:125:CYS:N	2.70	0.46
4:D:534:LEU:HD12	4:D:818:PRO:HA	1.98	0.46
1:T:120:DT:C2'	1:T:119:DT:OP2	2.64	0.46
4:D:35:GLU:O	4:D:39:LEU:HB2	2.15	0.46
4:D:117:ILE:HA	4:D:752:LEU:CD2	2.45	0.46
4:D:802:TYR:OH	4:D:826:LYS:HD3	2.16	0.45
4:D:551:ARG:O	4:D:870:LEU:HB3	2.16	0.45
4:D:154:ILE:HG12	4:D:154:ILE:O	2.16	0.45
4:D:729:THR:OG1	4:D:733:PHE:HB3	2.16	0.45
4:D:562:LEU:HD21	4:D:870:LEU:HD12	1.99	0.45
4:D:40:GLU:CD	4:D:286:TYR:HB3	2.36	0.45
4:D:689:VAL:HG12	4:D:692:ALA:HB3	1.97	0.45
4:D:377:TRP:C	4:D:379:ARG:CB	2.83	0.45
4:D:361:PRO:HG2	4:D:385:TYR:HE1	1.80	0.45
4:D:180:LYS:CG	4:D:180:LYS:O	2.61	0.45
4:D:151:PHE:N	4:D:151:PHE:CD1	2.83	0.45
3:R:4:C:H6	3:R:4:C:H3'	1.82	0.45
4:D:154:ILE:CD1	4:D:158:GLU:HG2	2.45	0.45
4:D:664:GLY:O	4:D:666:MET:N	2.41	0.45
4:D:566:THR:CG2	4:D:568:GLN:OE1	2.64	0.45
4:D:757:LEU:HD23	4:D:758:GLN:H	1.81	0.45

Continued on next page...

Continued from previous page...

Atom-1	Atom-2	Interatomic distance (Å)	Clash overlap (Å)
4:D:274:PRO:HA	4:D:275:PRO:HD3	1.90	0.45
1:T:117:DG:H5'	1:T:117:DG:H8	1.82	0.45
4:D:452:ILE:HG23	4:D:453:GLY:N	2.32	0.45
4:D:159:ALA:C	4:D:161:HIS:N	2.70	0.45
4:D:337:VAL:CG2	4:D:338:ALA:N	2.79	0.45
4:D:133:THR:HG22	4:D:243:THR:CG2	2.34	0.45
4:D:473:VAL:N	4:D:567:VAL:HG11	2.32	0.45
4:D:473:VAL:HG13	4:D:477:GLU:HB3	1.98	0.45
4:D:13:ASP:OD1	4:D:16:LEU:HD13	2.17	0.45
2:N:16:DT:C3'	4:D:378:LYS:HD3	2.46	0.45
4:D:184:GLN:HG3	4:D:185:VAL:H	1.80	0.45
4:D:134:VAL:HG23	4:D:135:GLN:N	2.32	0.45
4:D:339:ASN:ND2	4:D:406:ASN:HD21	2.14	0.44
4:D:119:ILE:HG23	4:D:226:MET:CE	2.46	0.44
4:D:311:VAL:HG11	4:D:734:PRO:HG3	1.98	0.44
4:D:155:ARG:HD3	4:D:155:ARG:C	2.37	0.44
4:D:24:LEU:HD21	4:D:287:TRP:CD2	2.52	0.44
4:D:30:GLU:CD	4:D:34:ARG:HH21	2.20	0.44
4:D:152:GLY:HA2	4:D:750:MET:SD	2.57	0.44
4:D:110:LYS:HE3	4:D:113:ALA:HB2	2.00	0.44
2:N:20:DT:C2	4:D:647:ARG:NH1	2.86	0.44
4:D:463:HIS:CB	4:D:534:LEU:HD22	2.46	0.44
4:D:637:LEU:CD2	4:D:689:VAL:HB	2.48	0.44
4:D:298:ARG:HE	4:D:419:ASN:CG	2.21	0.44
4:D:705:LEU:HD22	4:D:858:LEU:CD2	2.48	0.44
4:D:53:LYS:NZ	4:D:57:ARG:HG2	2.32	0.44
4:D:592:ASN:H	4:D:592:ASN:ND2	2.14	0.44
4:D:82:ILE:HG13	4:D:86:ASN:OD1	2.17	0.44
4:D:706:LEU:HD11	4:D:849:PHE:HB2	2.00	0.44
4:D:723:CYS:SG	4:D:853:LEU:HD13	2.58	0.44
4:D:82:ILE:HG13	4:D:86:ASN:CG	2.38	0.44
3:R:1:3DA:H5'1	7:D:904:HOH:O	2.18	0.44
4:D:473:VAL:CG2	4:D:474:PRO:HD2	2.41	0.44
4:D:807:PHE:HB3	4:D:809:LEU:HD21	2.00	0.44
2:N:26:DA:H2''	2:N:27:DC:O5'	2.18	0.44
4:D:110:LYS:HB2	4:D:113:ALA:HB2	1.99	0.44
4:D:465:ALA:CB	4:D:478:ARG:HB3	2.48	0.44
4:D:71:LYS:HD2	4:D:75:THR:HG23	1.99	0.43
4:D:163:LYS:C	4:D:165:ASN:N	2.72	0.43
1:T:120:DT:H71	4:D:632:ARG:HH21	1.82	0.43
2:N:28:DG:HI'	2:N:29:DG:C5	2.53	0.43

Continued on next page...

Continued from previous page...

Atom-1	Atom-2	Interatomic distance (Å)	Clash overlap (Å)
4:D:361:PRO:HG3	4:D:384:VAL:HB	1.98	0.43
4:D:826:LYS:NZ	4:D:826:LYS:HB3	2.32	0.43
4:D:402:LEU:HD13	4:D:439:MET:HE3	2.00	0.43
4:D:855:GLU:OE1	4:D:856:SER:N	2.52	0.43
4:D:739:TYR:N	4:D:774:GLN:NE2	2.52	0.43
4:D:77:LEU:O	4:D:78:LEU:C	2.55	0.43
4:D:752:LEU:HD12	4:D:752:LEU:N	2.33	0.43
4:D:149:ALA:O	4:D:153:ARG:HB2	2.19	0.43
4:D:721:LYS:O	4:D:722:ARG:C	2.56	0.43
4:D:623:TYR:CD2	4:D:624:GLY:N	2.86	0.43
4:D:779:ALA:HB3	4:D:780:PRO:CD	2.48	0.43
4:D:118:THR:O	4:D:122:THR:HG23	2.18	0.43
4:D:647:ARG:HH21	4:D:671:ASN:HD21	1.65	0.43
4:D:69:ALA:O	4:D:257:ARG:HG2	2.17	0.43
4:D:32:LEU:O	4:D:33:ALA:C	2.57	0.43
4:D:275:PRO:HB2	4:D:324:GLN:CG	2.44	0.43
4:D:358:GLU:CD	4:D:358:GLU:H	2.22	0.43
4:D:245:GLU:HG3	4:D:245:GLU:O	2.18	0.43
4:D:723:CYS:CB	4:D:853:LEU:HD13	2.48	0.43
4:D:623:TYR:HA	4:D:666:MET:CE	2.49	0.43
4:D:125:CYS:HA	4:D:128:SER:HB3	2.00	0.43
4:D:150:ARG:C	4:D:152:GLY:H	2.23	0.43
4:D:433:ASN:HB2	4:D:434:PRO:CD	2.49	0.43
1:T:119:DT:C2'	1:T:119:DT:O5'	2.66	0.43
4:D:36:GLN:HG3	4:D:273:VAL:HG22	2.01	0.43
4:D:13:ASP:HB3	4:D:16:LEU:CD1	2.48	0.43
4:D:698:TRP:HZ3	4:D:845:PHE:HD2	1.67	0.43
4:D:452:ILE:N	4:D:528:TYR:O	2.42	0.43
4:D:852:GLN:O	4:D:853:LEU:HB2	2.19	0.42
4:D:58:GLN:HA	4:D:58:GLN:OE1	2.19	0.42
4:D:613:THR:O	4:D:614:LYS:HB3	2.18	0.42
4:D:667:PHE:O	4:D:668:THR:C	2.58	0.42
2:N:19:DG:H2''	2:N:20:DT:C7	2.49	0.42
4:D:357:ARG:HB3	4:D:358:GLU:OE2	2.19	0.42
4:D:402:LEU:HD12	4:D:402:LEU:HA	1.78	0.42
4:D:349:VAL:HG13	4:D:508:PRO:HG3	2.01	0.42
4:D:854:HIS:HD2	4:D:858:LEU:HD13	1.84	0.42
4:D:670:PRO:O	4:D:673:ALA:HB3	2.19	0.42
4:D:470:VAL:HG21	4:D:481:PHE:CG	2.53	0.42
4:D:34:ARG:HG2	4:D:34:ARG:HH11	1.83	0.42
4:D:744:GLN:CB	4:D:756:ARG:HB3	2.48	0.42

Continued on next page...

Continued from previous page...

Atom-1	Atom-2	Interatomic distance (Å)	Clash overlap (Å)
4:D:13:ASP:OD2	4:D:14:ILE:N	2.52	0.42
4:D:689:VAL:CG1	4:D:692:ALA:HB3	2.50	0.42
4:D:416:PHE:CE2	4:D:434:PRO:HD3	2.55	0.42
4:D:669:GLN:NE2	4:D:672:GLN:NE2	2.67	0.42
4:D:490:MET:SD	4:D:522:GLN:HG3	2.59	0.42
4:D:398:LEU:HD23	4:D:398:LEU:C	2.40	0.42
4:D:146:GLU:O	4:D:147:ASP:HB2	2.20	0.42
4:D:852:GLN:O	4:D:853:LEU:CB	2.67	0.42
4:D:344:TRP:O	4:D:345:LYS:C	2.57	0.42
4:D:89:PHE:C	4:D:91:GLU:N	2.72	0.42
4:D:705:LEU:O	4:D:720:ARG:NH2	2.48	0.42
4:D:449:GLY:O	4:D:450:LYS:HG2	2.20	0.42
4:D:78:LEU:HD21	4:D:755:PHE:CD2	2.55	0.42
4:D:828:VAL:HG13	4:D:882:PHE:O	2.19	0.42
4:D:298:ARG:N	4:D:420:MET:O	2.52	0.42
4:D:746:ARG:HB3	4:D:756:ARG:HG2	2.02	0.42
4:D:585:ASP:HB3	4:D:613:THR:CG2	2.49	0.42
4:D:613:THR:CG2	4:D:614:LYS:H	2.16	0.42
4:D:169:GLN:O	4:D:170:LEU:C	2.57	0.42
4:D:82:ILE:C	4:D:84:ARG:N	2.70	0.42
4:D:537:ASP:O	4:D:882:PHE:CD1	2.71	0.42
4:D:655:ILE:O	4:D:659:ILE:HG13	2.19	0.42
4:D:645:GLY:O	4:D:649:GLN:HG3	2.20	0.42
4:D:385:TYR:H	4:D:385:TYR:HD1	1.67	0.42
4:D:122:THR:HG21	4:D:220:LEU:HD22	2.01	0.42
4:D:178:TYR:C	4:D:180:LYS:N	2.73	0.42
4:D:328:TRP:CH2	4:D:434:PRO:HB3	2.55	0.42
1:T:114:DG:O6	3:R:8:A:N6	2.53	0.42
4:D:115:ALA:O	4:D:119:ILE:HG13	2.20	0.42
4:D:165:ASN:OD1	4:D:168:GLU:HA	2.20	0.42
4:D:517:GLU:HG3	4:D:532:LEU:HB2	2.01	0.42
4:D:52:ARG:HA	4:D:52:ARG:HD3	1.87	0.41
4:D:562:LEU:HD21	4:D:870:LEU:CD1	2.50	0.41
2:N:29:DG:H2"	2:N:30:DC:OP2	2.20	0.41
4:D:782:PHE:O	4:D:786:GLN:HG2	2.20	0.41
4:D:161:HIS:HA	4:D:164:LYS:HG2	2.02	0.41
3:R:7:C:OP1	4:D:169:GLN:HG3	2.19	0.41
4:D:551:ARG:C	4:D:870:LEU:HB3	2.40	0.41
2:N:19:DG:N2	4:D:670:PRO:HD2	2.35	0.41
4:D:720:ARG:HH22	4:D:858:LEU:HD11	1.84	0.41
4:D:355:ILE:HB	4:D:356:GLU:OE2	2.21	0.41

Continued on next page...

Continued from previous page...

Atom-1	Atom-2	Interatomic distance (Å)	Clash overlap (Å)
4:D:298:ARG:NH2	4:D:419:ASN:ND2	2.35	0.41
4:D:324:GLN:CB	4:D:418:TYR:HD1	2.33	0.41
4:D:48:GLU:HG3	4:D:262:ALA:CB	2.49	0.41
4:D:109:ILE:CG2	4:D:149:ALA:HA	2.50	0.41
4:D:750:MET:O	4:D:751:PHE:CB	2.67	0.41
4:D:215:ARG:HG3	4:D:219:MET:CE	2.50	0.41
4:D:488:ASN:HB3	4:D:501:TRP:CZ3	2.56	0.41
4:D:359:GLU:O	4:D:360:LEU:O	2.39	0.41
4:D:164:LYS:C	4:D:166:VAL:N	2.72	0.41
1:T:120:DT:H5'	4:D:641:SER:HA	2.03	0.41
4:D:40:GLU:OE1	4:D:288:ALA:N	2.48	0.41
1:T:129:DC:H2''	1:T:128:DC:C5	2.56	0.41
4:D:349:VAL:O	4:D:350:GLU:C	2.59	0.41
4:D:855:GLU:CD	4:D:856:SER:H	2.24	0.41
4:D:720:ARG:NH1	4:D:858:LEU:CD1	2.82	0.41
3:R:6:G:O2'	4:D:390:ALA:HA	2.21	0.41
4:D:547:SER:O	4:D:551:ARG:N	2.54	0.41
4:D:159:ALA:O	4:D:160:LYS:HB2	2.21	0.41
4:D:99:ARG:HA	4:D:100:PRO:HD3	1.84	0.41
4:D:622:ALA:O	4:D:623:TYR:O	2.38	0.41
4:D:646:PHE:CD2	4:D:646:PHE:N	2.88	0.41
4:D:663:LYS:HD2	4:D:663:LYS:N	2.35	0.41
4:D:109:ILE:HG21	4:D:149:ALA:HA	2.02	0.41
4:D:854:HIS:CG	4:D:855:GLU:H	2.38	0.41
3:R:6:G:O2'	3:R:5:G:H5'	2.20	0.41
4:D:299:THR:OG1	4:D:305:LEU:HB2	2.20	0.41
4:D:18:ALA:O	4:D:20:PRO:HD3	2.20	0.41
4:D:171:ASN:OD1	4:D:179:LYS:HB3	2.21	0.41
4:D:111:PRO:HG2	4:D:112:GLU:H	1.85	0.41
4:D:36:GLN:HE21	4:D:272:VAL:HG22	1.85	0.41
4:D:690:VAL:CG2	4:D:691:ALA:H	2.32	0.41
4:D:269:GLN:HB3	4:D:270:PRO:HD2	2.01	0.41
4:D:118:THR:CG2	4:D:220:LEU:HD13	2.49	0.40
3:R:7:C:H5'	4:D:172:LYS:CE	2.52	0.40
4:D:668:THR:O	4:D:669:GLN:CB	2.69	0.40
4:D:307:ARG:HG2	4:D:736:TRP:CZ3	2.55	0.40
4:D:725:VAL:HG11	4:D:778:ILE:HD13	2.03	0.40
4:D:737:GLN:HE22	4:D:778:ILE:N	2.19	0.40
4:D:156:ASP:OD2	4:D:157:LEU:HD23	2.22	0.40
4:D:860:LYS:HD3	4:D:860:LYS:HA	1.87	0.40
1:T:120:DT:OP2	4:D:641:SER:HA	2.21	0.40

Continued on next page...

Continued from previous page...

Atom-1	Atom-2	Interatomic distance (Å)	Clash overlap (Å)
4:D:671:ASN:O	4:D:672:GLN:HB2	2.21	0.40
4:D:683:GLU:O	4:D:687:VAL:HG13	2.21	0.40
4:D:497:LEU:H	4:D:497:LEU:CD1	2.24	0.40
4:D:664:GLY:C	4:D:666:MET:H	2.21	0.40
2:N:22:DG:H2"	2:N:23:DC:C5	2.57	0.40
4:D:361:PRO:HB3	4:D:382:ALA:HA	2.03	0.40
4:D:360:LEU:HA	4:D:361:PRO:HD3	1.90	0.40
4:D:433:ASN:ND2	4:D:435:GLN:HB2	2.37	0.40
4:D:881:ALA:O	4:D:882:PHE:HB2	2.20	0.40

There are no symmetry-related clashes.

5.3 Torsion angles [i](#)

5.3.1 Protein backbone [i](#)

In the following table, the Percentiles column shows the percent Ramachandran outliers of the chain as a percentile score with respect to all X-ray entries followed by that with respect to entries of similar resolution.

The Analysed column shows the number of residues for which the backbone conformation was analysed, and the total number of residues.

Mol	Chain	Analysed	Favoured	Allowed	Outliers	Percentiles
4	D	822/883 (93%)	669 (81%)	109 (13%)	44 (5%)	2 4

All (44) Ramachandran outliers are listed below:

Mol	Chain	Res	Type
4	D	226	MET
4	D	350	GLU
4	D	360	LEU
4	D	378	LYS
4	D	379	ARG
4	D	590	THR
4	D	623	TYR
4	D	767	SER
4	D	854	HIS
4	D	62	GLY
4	D	100	PRO
4	D	158	GLU

Continued on next page...

Continued from previous page...

Mol	Chain	Res	Type
4	D	164	LYS
4	D	168	GLU
4	D	224	THR
4	D	359	GLU
4	D	625	VAL
4	D	631	LYS
4	D	751	PHE
4	D	857	GLN
4	D	83	ALA
4	D	90	GLU
4	D	106	LEU
4	D	150	ARG
4	D	204	TRP
4	D	225	GLY
4	D	309	GLU
4	D	668	THR
4	D	764	ASN
4	D	852	GLN
4	D	174	VAL
4	D	183	MET
4	D	200	ALA
4	D	357	ARG
4	D	665	LEU
4	D	669	GLN
4	D	768	GLU
4	D	63	GLU
4	D	859	ASP
4	D	882	PHE
4	D	111	PRO
4	D	594	VAL
4	D	20	PRO
4	D	624	GLY

5.3.2 Protein sidechains ⓘ

In the following table, the Percentiles column shows the percent sidechain outliers of the chain as a percentile score with respect to all X-ray entries followed by that with respect to entries of similar resolution.

The Analysed column shows the number of residues for which the sidechain conformation was analysed, and the total number of residues.

Mol	Chain	Analysed	Rotameric	Outliers	Percentiles	
4	D	683/729 (94%)	625 (92%)	58 (8%)	13	30

All (58) residues with a non-rotameric sidechain are listed below:

Mol	Chain	Res	Type
4	D	19	ILE
4	D	36	GLN
4	D	50	ARG
4	D	57	ARG
4	D	71	LYS
4	D	104	GLN
4	D	143	ARG
4	D	155	ARG
4	D	169	GLN
4	D	173	ARG
4	D	206	LYS
4	D	276	LYS
4	D	292	ARG
4	D	303	LYS
4	D	310	ASP
4	D	318	LYS
4	D	324	GLN
4	D	329	LYS
4	D	339	ASN
4	D	341	ILE
4	D	351	ASP
4	D	358	GLU
4	D	377	TRP
4	D	378	LYS
4	D	392	LYS
4	D	393	SER
4	D	403	GLU
4	D	419	ASN
4	D	423	ARG
4	D	433	ASN
4	D	443	LEU
4	D	473	VAL
4	D	480	LYS
4	D	488	ASN
4	D	497	LEU
4	D	506	ASP
4	D	514	PHE
4	D	527	SER

Continued on next page...

Continued from previous page...

Mol	Chain	Res	Type
4	D	588	ASN
4	D	592	ASN
4	D	628	SER
4	D	648	GLN
4	D	653	ASP
4	D	666	MET
4	D	713	LYS
4	D	720	ARG
4	D	743	ILE
4	D	747	LEU
4	D	750	MET
4	D	773	LYS
4	D	816	THR
4	D	826	LYS
4	D	838	SER
4	D	855	GLU
4	D	857	GLN
4	D	859	ASP
4	D	874	ASP
4	D	876	LEU

Some sidechains can be flipped to improve hydrogen bonding and reduce clashes. All (32) such sidechains are listed below:

Mol	Chain	Res	Type
4	D	36	GLN
4	D	104	GLN
4	D	165	ASN
4	D	321	ASN
4	D	325	ASN
4	D	346	HIS
4	D	406	ASN
4	D	419	ASN
4	D	433	ASN
4	D	463	HIS
4	D	488	ASN
4	D	544	GLN
4	D	579	ASN
4	D	588	ASN
4	D	592	ASN
4	D	619	GLN
4	D	648	GLN
4	D	649	GLN

Continued on next page...

Continued from previous page...

Mol	Chain	Res	Type
4	D	669	GLN
4	D	671	ASN
4	D	672	GLN
4	D	726	HIS
4	D	737	GLN
4	D	762	ASN
4	D	774	GLN
4	D	781	ASN
4	D	790	HIS
4	D	811	HIS
4	D	848	GLN
4	D	852	GLN
4	D	854	HIS
4	D	871	ASN

5.3.3 RNA ⓘ

Mol	Chain	Analysed	Backbone Outliers	Pucker Outliers
3	R	8/10 (80%)	2 (25%)	0

All (2) RNA backbone outliers are listed below:

Mol	Chain	Res	Type
3	R	8	A
3	R	2	A

There are no RNA pucker outliers to report.

5.4 Non-standard residues in protein, DNA, RNA chains ⓘ

1 non-standard protein/DNA/RNA residue is modelled in this entry.

In the following table, the Counts columns list the number of bonds (or angles) for which Mogul statistics could be retrieved, the number of bonds (or angles) that are observed in the model and the number of bonds (or angles) that are defined in the chemical component dictionary. The Link column lists molecule types, if any, to which the group is linked. The Z score for a bond length (or angle) is the number of standard deviations the observed value is removed from the expected value. A bond length (or angle) with $|Z| > 2$ is considered an outlier worth inspection. RMSZ is the root-mean-square of all Z scores of the bond lengths (or angles).

Mol	Type	Chain	Res	Link	Bond lengths			Bond angles		
					Counts	RMSZ	# Z > 2	Counts	RMSZ	# Z > 2
3	3DA	R	1	1,3,5	15,23,24	0.66	0	11,33,36	0.69	0

In the following table, the Chirals column lists the number of chiral outliers, the number of chiral centers analysed, the number of these observed in the model and the number defined in the chemical component dictionary. Similar counts are reported in the Torsion and Rings columns. '-' means no outliers of that kind were identified.

Mol	Type	Chain	Res	Link	Chirals	Torsions	Rings
3	3DA	R	1	1,3,5	-	0/3/21/22	0/3/3/3

There are no bond length outliers.

There are no bond angle outliers.

There are no chirality outliers.

There are no torsion outliers.

There are no ring outliers.

1 monomer is involved in 1 short contact:

Mol	Chain	Res	Type	Clashes	Symm-Clashes
3	R	1	3DA	1	0

5.5 Carbohydrates [i](#)

There are no carbohydrates in this entry.

5.6 Ligand geometry [i](#)

Of 3 ligands modelled in this entry, 2 are monoatomic - leaving 1 for Mogul analysis.

In the following table, the Counts columns list the number of bonds (or angles) for which Mogul statistics could be retrieved, the number of bonds (or angles) that are observed in the model and the number of bonds (or angles) that are defined in the chemical component dictionary. The Link column lists molecule types, if any, to which the group is linked. The Z score for a bond length (or angle) is the number of standard deviations the observed value is removed from the expected value. A bond length (or angle) with $|Z| > 2$ is considered an outlier worth inspection. RMSZ is the root-mean-square of all Z scores of the bond lengths (or angles).

Mol	Type	Chain	Res	Link	Bond lengths			Bond angles		
					Counts	RMSZ	# Z > 2	Counts	RMSZ	# Z > 2
6	POP	D	901	-	8,8,8	1.23	0	13,13,13	0.59	0

In the following table, the Chirals column lists the number of chiral outliers, the number of chiral centers analysed, the number of these observed in the model and the number defined in the chemical component dictionary. Similar counts are reported in the Torsion and Rings columns. '-' means no outliers of that kind were identified.

Mol	Type	Chain	Res	Link	Chirals	Torsions	Rings
6	POP	D	901	-	-	0/6/6/6	0/0/0/0

There are no bond length outliers.

There are no bond angle outliers.

There are no chirality outliers.

There are no torsion outliers.

There are no ring outliers.

No monomer is involved in short contacts.

5.7 Other polymers [i](#)

There are no such residues in this entry.

5.8 Polymer linkage issues [i](#)

There are no chain breaks in this entry.

6 Fit of model and data ⓘ

6.1 Protein, DNA and RNA chains ⓘ

In the following table, the column labelled ‘#RSRZ> 2’ contains the number (and percentage) of RSRZ outliers, followed by percent RSRZ outliers for the chain as percentile scores relative to all X-ray entries and entries of similar resolution. The OWAB column contains the minimum, median, 95th percentile and maximum values of the occupancy-weighted average B-factor per residue. The column labelled ‘Q< 0.9’ lists the number of (and percentage) of residues with an average occupancy less than 0.9.

Mol	Chain	Analysed	<RSRZ>	#RSRZ>2	OWAB(Å ²)	Q<0.9
1	T	21/21 (100%)	2.55	13 (61%) 0 0	43, 124, 149, 149	0
2	N	17/17 (100%)	2.67	13 (76%) 0 0	144, 148, 149, 150	0
3	R	9/10 (90%)	1.93	2 (22%) 1 1	76, 95, 128, 135	0
4	D	828/883 (93%)	0.84	107 (12%) 5 4	24, 61, 105, 127	0
All	All	875/931 (93%)	0.93	135 (15%) 3 2	24, 63, 111, 150	0

All (135) RSRZ outliers are listed below:

Mol	Chain	Res	Type	RSRZ
4	D	377	TRP	14.5
4	D	159	ALA	8.9
4	D	185	VAL	8.9
4	D	157	LEU	7.9
4	D	105	PHE	7.6
3	R	10	A	7.1
4	D	766	ASP	6.8
4	D	160	LYS	6.8
4	D	83	ALA	6.5
1	T	130	DG	6.5
4	D	190	MET	6.2
4	D	204	TRP	5.8
4	D	360	LEU	5.8
4	D	131	ASN	5.7
4	D	200	ALA	5.2
2	N	29	DG	5.2
4	D	188	ALA	5.1
2	N	26	DA	5.1
4	D	106	LEU	5.1
1	T	126	DT	5.0
4	D	361	PRO	4.9

Continued on next page...

Continued from previous page...

Mol	Chain	Res	Type	RSRZ
4	D	178	TYR	4.8
4	D	191	LEU	4.8
4	D	161	HIS	4.7
4	D	389	LYS	4.7
4	D	152	GLY	4.6
4	D	761	ILE	4.5
4	D	760	THR	4.4
4	D	194	GLY	4.4
4	D	244	ILE	4.4
4	D	192	SER	4.3
1	T	112	DG	4.3
1	T	114	DG	4.3
4	D	162	PHE	4.3
4	D	230	HIS	4.2
4	D	151	PHE	4.1
4	D	132	THR	4.1
4	D	665	LEU	4.1
1	T	125	DG	4.1
1	T	129	DC	4.1
2	N	28	DG	4.0
1	T	128	DC	3.9
1	T	127	DG	3.9
4	D	743	ILE	3.9
4	D	205	HIS	3.9
1	T	113	DT	3.9
4	D	130	ASP	3.9
4	D	755	PHE	3.9
4	D	217	ILE	3.8
4	D	201	TRP	3.8
4	D	176	HIS	3.7
4	D	587	ILE	3.7
4	D	156	ASP	3.6
4	D	209	SER	3.5
4	D	359	GLU	3.5
4	D	594	VAL	3.5
2	N	17	DA	3.5
4	D	385	TYR	3.5
4	D	206	LYS	3.5
4	D	211	HIS	3.5
4	D	252	GLU	3.5
4	D	381	ALA	3.5
4	D	744	GLN	3.4

Continued on next page...

Continued from previous page...

Mol	Chain	Res	Type	RSRZ
4	D	174	VAL	3.4
4	D	166	VAL	3.4
2	N	30	DC	3.4
4	D	767	SER	3.4
2	N	24	DG	3.2
4	D	291	ARG	3.2
4	D	378	LYS	3.1
1	T	111	DT	3.1
4	D	357	ARG	3.1
4	D	60	LYS	3.1
4	D	249	GLU	3.1
4	D	182	PHE	3.1
4	D	873	ARG	3.0
4	D	670	PRO	3.0
4	D	102	ALA	3.0
4	D	136	ALA	3.0
4	D	96	ARG	2.9
4	D	210	ILE	2.8
4	D	98	LYS	2.8
4	D	746	ARG	2.8
4	D	99	ARG	2.7
4	D	148	GLU	2.7
2	N	18	DC	2.7
1	T	123	DG	2.7
4	D	137	VAL	2.7
4	D	164	LYS	2.7
4	D	193	LYS	2.7
4	D	153	ARG	2.6
4	D	632	ARG	2.6
4	D	742	PRO	2.6
2	N	19	DG	2.6
4	D	762	ASN	2.6
2	N	15	DT	2.6
4	D	593	GLU	2.6
1	T	110	DT	2.6
4	D	565	GLU	2.6
4	D	380	ALA	2.5
4	D	90	GLU	2.5
4	D	84	ARG	2.5
4	D	177	VAL	2.5
4	D	853	LEU	2.5
4	D	763	THR	2.5

Continued on next page...

Continued from previous page...

Mol	Chain	Res	Type	RSRZ
4	D	87	ASP	2.4
4	D	245	GLU	2.4
4	D	129	ALA	2.4
2	N	21	DT	2.4
4	D	146	GLU	2.4
4	D	764	ASN	2.4
4	D	609	VAL	2.3
4	D	854	HIS	2.3
2	N	27	DC	2.3
4	D	222	GLU	2.2
4	D	386	ARG	2.2
4	D	172	LYS	2.2
4	D	428	ALA	2.2
4	D	877	GLU	2.2
4	D	97	GLY	2.2
4	D	116	TYR	2.2
4	D	756	ARG	2.2
4	D	754	GLN	2.1
4	D	646	PHE	2.1
4	D	175	GLY	2.1
3	R	9	C	2.1
1	T	124	DC	2.1
4	D	631	LYS	2.1
2	N	14	DT	2.0
2	N	25	DC	2.0
4	D	150	ARG	2.0
4	D	660	ASP	2.0
4	D	813	SER	2.0
4	D	719	LEU	2.0
4	D	243	THR	2.0

6.2 Non-standard residues in protein, DNA, RNA chains ⓘ

In the following table, the Atoms column lists the number of modelled atoms in the group and the number defined in the chemical component dictionary. LLDF column lists the quality of electron density of the group with respect to its neighbouring residues in protein, DNA or RNA chains. The B-factors column lists the minimum, median, 95th percentile and maximum values of B factors of atoms in the group. The column labelled 'Q< 0.9' lists the number of atoms with occupancy less than 0.9.

Mol	Type	Chain	Res	Atoms	RSCC	RSR	LLDF	B-factors(Å ²)	Q<0.9
3	3DA	R	1	21/22	0.95	0.18	-	32,48,79,83	0

6.3 Carbohydrates [i](#)

There are no carbohydrates in this entry.

6.4 Ligands [i](#)

In the following table, the Atoms column lists the number of modelled atoms in the group and the number defined in the chemical component dictionary. LLDF column lists the quality of electron density of the group with respect to its neighbouring residues in protein, DNA or RNA chains. The B-factors column lists the minimum, median, 95th percentile and maximum values of B factors of atoms in the group. The column labelled 'Q< 0.9' lists the number of atoms with occupancy less than 0.9.

Mol	Type	Chain	Res	Atoms	RSCC	RSR	LLDF	B-factors(\AA^2)	Q<0.9
6	POP	D	901	9/9	0.83	0.22	0.01	144,145,145,145	0
5	MG	D	903	1/1	0.73	0.10	-	61,61,61,61	0
5	MG	R	902	1/1	0.98	0.11	-	39,39,39,39	0

6.5 Other polymers [i](#)

There are no such residues in this entry.