



Full wwPDB X-ray Structure Validation Report ⓘ

Feb 1, 2016 – 09:54 PM GMT

PDB ID : 4V6A
Title : Structure of EF-P bound to the 70S ribosome.
Authors : Stanley, R.E.; Blaha, G.
Deposited on : 2009-06-15
Resolution : 3.10 Å(reported)

This is a Full wwPDB X-ray Structure Validation Report for a publicly released PDB entry.
We welcome your comments at validation@mail.wwpdb.org
A user guide is available at
<http://wwpdb.org/validation/2016/XrayValidationReportHelp>
with specific help available everywhere you see the ⓘ symbol.

The following versions of software and data (see [references ⓘ](#)) were used in the production of this report:

MolProbity : 4.02b-467
Mogul : 1.7 (RC4), CSD as536be (2015)
Xtriage (Phenix) : 1.9-1692
EDS : rb-20026688
Percentile statistics : 20151230.v01 (using entries in the PDB archive December 30th 2015)
Refmac : 5.8.0135
CCP4 : 6.5.0
Ideal geometry (proteins) : Engh & Huber (2001)
Ideal geometry (DNA, RNA) : Parkinson et al. (1996)
Validation Pipeline (wwPDB-VP) : trunk26865

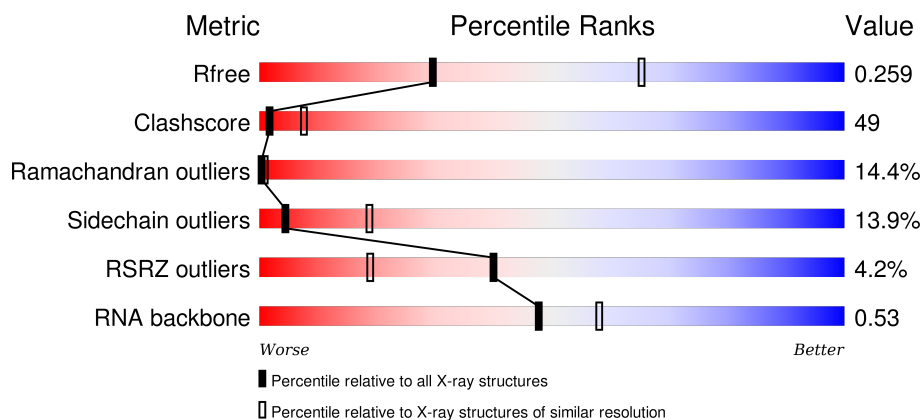
1 Overall quality at a glance

The following experimental techniques were used to determine the structure:

X-RAY DIFFRACTION

The reported resolution of this entry is 3.10 Å.

Percentile scores (ranging between 0-100) for global validation metrics of the entry are shown in the following graphic. The table shows the number of entries on which the scores are based.



Metric	Whole archive (#Entries)	Similar resolution (#Entries, resolution range(Å))
R_{free}	91344	1114 (3.14-3.06)
Clashscore	102246	1222 (3.14-3.06)
Ramachandran outliers	100387	1174 (3.14-3.06)
Sidechain outliers	100360	1174 (3.14-3.06)
RSRZ outliers	91569	1119 (3.14-3.06)
RNA backbone	2183	1010 (3.52-2.68)

The table below summarises the geometric issues observed across the polymeric chains and their fit to the electron density. The red, orange, yellow and green segments on the lower bar indicate the fraction of residues that contain outliers for ≥ 3 , 2, 1 and 0 types of geometric quality criteria. A grey segment represents the fraction of residues that are not modelled. The numeric value for each fraction is indicated below the corresponding segment, with a dot representing fractions $\leq 5\%$. The upper red bar (where present) indicates the fraction of residues that have poor fit to the electron density. The numeric value is given above the bar.

Mol	Chain	Length	Quality of chain
1	AA	1509	<div> <div>3%</div> <div>17%</div> <div>67%</div> <div>14%</div> <div>..</div> </div>
1	CA	1509	<div> <div>2%</div> <div>21%</div> <div>65%</div> <div>13%</div> <div>.</div> </div>
2	AB	256	<div> <div>7%</div> <div>13%</div> <div>59%</div> <div>19%</div> <div>8%</div> </div>
2	CB	256	<div> <div>7%</div> <div>15%</div> <div>56%</div> <div>19%</div> <div>8%</div> </div>

Continued on next page...

Continued from previous page...

Mol	Chain	Length	Quality of chain
3	AC	239	
3	CC	239	
4	AD	209	
4	CD	209	
5	AE	162	
5	CE	162	
6	AF	101	
6	CF	101	
7	AG	156	
7	CG	156	
8	AH	138	
8	CH	138	
9	AI	128	
9	CI	128	
10	AJ	105	
10	CJ	105	
11	AK	129	
11	CK	129	
12	AL	132	
12	CL	132	
13	AM	126	
13	CM	126	
14	AN	61	
14	CN	61	
15	AO	89	

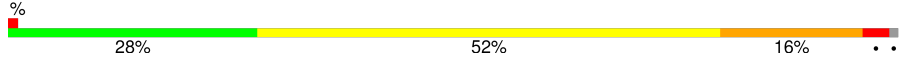
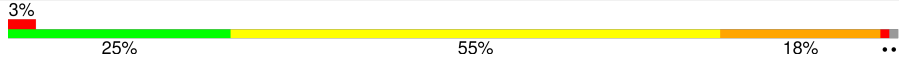
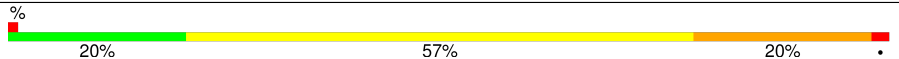

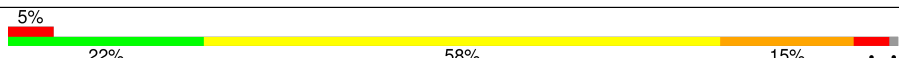
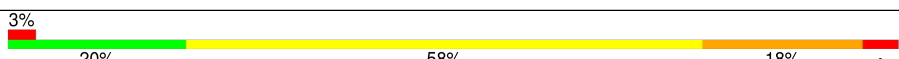





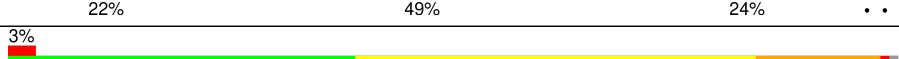
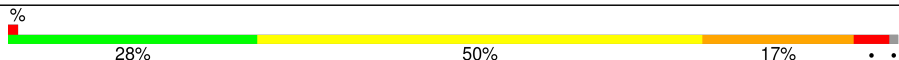



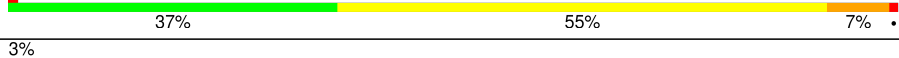

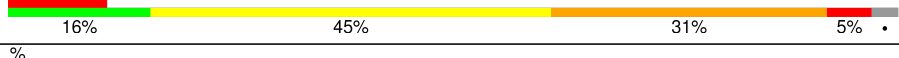
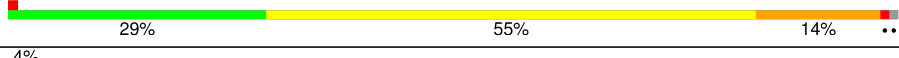


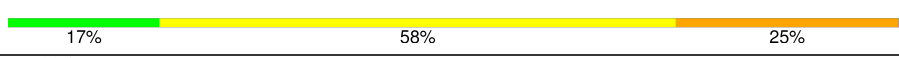


Continued on next page...

Continued from previous page...

Mol	Chain	Length	Quality of chain
15	CO	89	
16	AP	88	
16	CP	88	
17	AQ	105	
17	CQ	105	
18	AR	88	
18	CR	88	
19	AS	93	
19	CS	93	
20	AT	106	
20	CT	106	
21	AU	27	
21	CU	27	
22	AV	184	
22	CV	184	
23	AW	77	
23	CW	77	
24	AX	5	
24	CX	5	
25	BA	2915	
25	DA	2915	
26	BB	122	
26	DB	122	
27	BC	229	
27	DC	229	



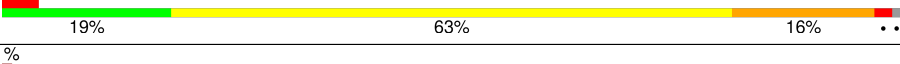
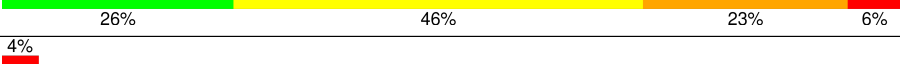



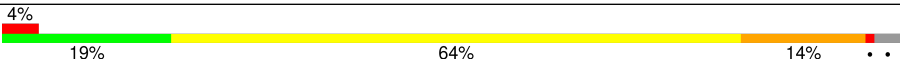

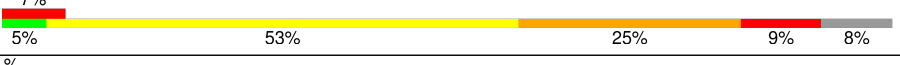
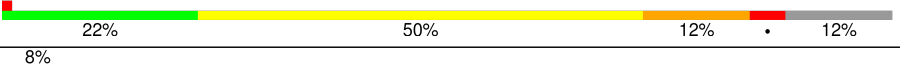
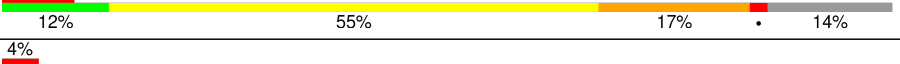


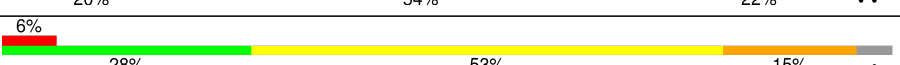


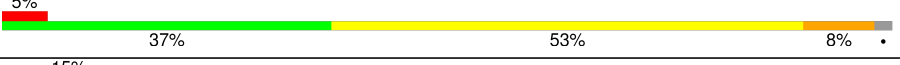
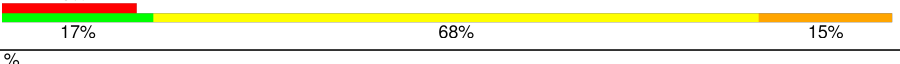



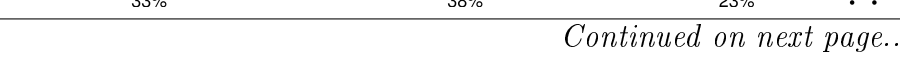


Continued on next page...

Continued from previous page...

Mol	Chain	Length	Quality of chain
28	BD	276	
28	DD	276	
29	BE	206	
29	DE	206	
30	BF	210	
30	DF	210	
31	BG	182	
31	DG	182	
32	BH	180	
32	DH	180	
33	BI	148	
33	DI	148	
34	BN	140	
34	DN	140	
35	BO	122	
35	DO	122	
36	BP	150	
36	DP	150	
37	BQ	141	
37	DQ	141	
38	BR	118	
38	DR	118	
39	BS	112	
39	DS	112	
40	BT	146	

Continued on next page...

Continued from previous page...

Mol	Chain	Length	Quality of chain
40	DT	146	
41	BU	118	
41	DU	118	
42	BV	101	
42	DV	101	
43	BW	113	
43	DW	113	
44	BX	96	
44	DX	96	
45	BY	110	
45	DY	110	
46	BZ	206	
46	DZ	206	
47	B0	85	
47	D0	85	
48	B1	98	
48	D1	98	
49	B2	72	
49	D2	72	
50	B3	60	
50	D3	60	
51	B4	71	
51	D4	71	
52	B5	60	
52	D5	60	

Continued on next page...

Continued from previous page...

Mol	Chain	Length	Quality of chain
53	B6	54	
53	D6	54	
54	B7	49	
54	D7	49	
55	B8	65	
55	D8	65	
56	B9	37	
56	D9	37	

The following table lists non-polymeric compounds, carbohydrate monomers and non-standard residues in protein, DNA, RNA chains that are outliers for geometric or electron-density-fit criteria:

Mol	Type	Chain	Res	Chirality	Geometry	Clashes	Electron density
57	MG	AA	1609	-	-	-	X
57	MG	AA	1616	-	-	-	X
57	MG	AA	1619	-	-	-	X
57	MG	AA	1622	-	-	-	X
57	MG	AA	1624	-	-	-	X
57	MG	AA	1628	-	-	-	X
57	MG	AA	1630	-	-	-	X
57	MG	AA	1635	-	-	-	X
57	MG	AA	1670	-	-	-	X
57	MG	AA	1676	-	-	-	X
57	MG	AA	1679	-	-	-	X
57	MG	AA	1698	-	-	-	X
57	MG	AA	1711	-	-	-	X
57	MG	AL	201	-	-	-	X
57	MG	BA	3004	-	-	-	X
57	MG	BA	3006	-	-	-	X
57	MG	BA	3008	-	-	-	X
57	MG	BA	3012	-	-	-	X
57	MG	BA	3015	-	-	-	X
57	MG	BA	3018	-	-	-	X
57	MG	BA	3020	-	-	-	X
57	MG	BA	3022	-	-	-	X
57	MG	BA	3023	-	-	-	X

Continued on next page...

Continued from previous page...

Mol	Type	Chain	Res	Chirality	Geometry	Clashes	Electron density
57	MG	BA	3024	-	-	-	X
57	MG	BA	3025	-	-	-	X
57	MG	BA	3030	-	-	-	X
57	MG	BA	3032	-	-	-	X
57	MG	BA	3034	-	-	-	X
57	MG	BA	3035	-	-	-	X
57	MG	BA	3040	-	-	-	X
57	MG	BA	3041	-	-	-	X
57	MG	BA	3042	-	-	-	X
57	MG	BA	3044	-	-	-	X
57	MG	BA	3046	-	-	-	X
57	MG	BA	3047	-	-	-	X
57	MG	BA	3048	-	-	-	X
57	MG	BA	3050	-	-	-	X
57	MG	BA	3052	-	-	-	X
57	MG	BA	3054	-	-	-	X
57	MG	BA	3056	-	-	-	X
57	MG	BA	3057	-	-	-	X
57	MG	BA	3061	-	-	-	X
57	MG	BA	3064	-	-	-	X
57	MG	BA	3071	-	-	-	X
57	MG	BA	3076	-	-	-	X
57	MG	BA	3077	-	-	-	X
57	MG	BA	3080	-	-	-	X
57	MG	BA	3081	-	-	-	X
57	MG	BA	3086	-	-	-	X
57	MG	BA	3088	-	-	-	X
57	MG	BA	3094	-	-	-	X
57	MG	BA	3095	-	-	-	X
57	MG	BA	3096	-	-	-	X
57	MG	BA	3097	-	-	-	X
57	MG	BA	3098	-	-	-	X
57	MG	BA	3099	-	-	-	X
57	MG	BA	3102	-	-	-	X
57	MG	BA	3106	-	-	-	X
57	MG	BA	3109	-	-	-	X
57	MG	BA	3117	-	-	-	X
57	MG	BA	3119	-	-	-	X
57	MG	BA	3123	-	-	-	X
57	MG	BA	3125	-	-	-	X
57	MG	BA	3133	-	-	-	X
57	MG	BA	3139	-	-	-	X

Continued on next page...

Continued from previous page...

Mol	Type	Chain	Res	Chirality	Geometry	Clashes	Electron density
57	MG	BA	3150	-	-	-	X
57	MG	BA	3151	-	-	-	X
57	MG	BA	3154	-	-	-	X
57	MG	BA	3155	-	-	-	X
57	MG	BA	3159	-	-	-	X
57	MG	BA	3177	-	-	-	X
57	MG	BA	3178	-	-	-	X
57	MG	BA	3180	-	-	-	X
57	MG	BA	3181	-	-	-	X
57	MG	BA	3186	-	-	-	X
57	MG	BA	3187	-	-	-	X
57	MG	BA	3188	-	-	-	X
57	MG	BA	3197	-	-	-	X
57	MG	BA	3206	-	-	-	X
57	MG	BA	3210	-	-	-	X
57	MG	BA	3211	-	-	-	X
57	MG	BA	3220	-	-	-	X
57	MG	BA	3240	-	-	-	X
57	MG	BA	3262	-	-	-	X
57	MG	BA	3275	-	-	-	X
57	MG	BA	3286	-	-	-	X
57	MG	BA	3294	-	-	-	X
57	MG	BA	3303	-	-	-	X
57	MG	BA	3307	-	-	-	X
57	MG	BA	3312	-	-	-	X
57	MG	BA	3313	-	-	-	X
57	MG	BA	3333	-	-	-	X
57	MG	BA	3337	-	-	-	X
57	MG	BA	3339	-	-	-	X
57	MG	BA	3345	-	-	-	X
57	MG	BA	3348	-	-	-	X
57	MG	BA	3352	-	-	-	X
57	MG	BA	3374	-	-	-	X
57	MG	BA	3387	-	-	-	X
57	MG	BA	3397	-	-	-	X
57	MG	BA	3399	-	-	-	X
57	MG	BA	3419	-	-	-	X
57	MG	BA	3436	-	-	-	X
57	MG	BA	3441	-	-	-	X
57	MG	BA	3449	-	-	-	X
57	MG	BB	204	-	-	-	X
57	MG	BR	201	-	-	-	X

Continued on next page...

Continued from previous page...

Mol	Type	Chain	Res	Chirality	Geometry	Clashes	Electron density
57	MG	BU	201	-	-	-	X
57	MG	CA	1606	-	-	-	X
57	MG	CA	1608	-	-	-	X
57	MG	CA	1613	-	-	-	X
57	MG	CA	1620	-	-	-	X
57	MG	CA	1622	-	-	-	X
57	MG	CA	1635	-	-	-	X
57	MG	CA	1638	-	-	-	X
57	MG	CA	1644	-	-	-	X
57	MG	CA	1660	-	-	-	X
57	MG	CA	1661	-	-	-	X
57	MG	CA	1662	-	-	-	X
57	MG	CA	1664	-	-	-	X
57	MG	CA	1675	-	-	-	X
57	MG	CA	1684	-	-	-	X
57	MG	CA	1690	-	-	-	X
57	MG	CA	1695	-	-	-	X
57	MG	CW	104	-	-	-	X
57	MG	DA	3002	-	-	-	X
57	MG	DA	3005	-	-	-	X
57	MG	DA	3007	-	-	-	X
57	MG	DA	3012	-	-	-	X
57	MG	DA	3016	-	-	-	X
57	MG	DA	3017	-	-	-	X
57	MG	DA	3018	-	-	-	X
57	MG	DA	3019	-	-	-	X
57	MG	DA	3020	-	-	-	X
57	MG	DA	3033	-	-	-	X
57	MG	DA	3036	-	-	-	X
57	MG	DA	3037	-	-	-	X
57	MG	DA	3038	-	-	-	X
57	MG	DA	3039	-	-	-	X
57	MG	DA	3044	-	-	-	X
57	MG	DA	3050	-	-	-	X
57	MG	DA	3052	-	-	-	X
57	MG	DA	3053	-	-	-	X
57	MG	DA	3056	-	-	-	X
57	MG	DA	3060	-	-	-	X
57	MG	DA	3064	-	-	-	X
57	MG	DA	3068	-	-	-	X
57	MG	DA	3069	-	-	-	X
57	MG	DA	3072	-	-	-	X

Continued on next page...

Continued from previous page...

Mol	Type	Chain	Res	Chirality	Geometry	Clashes	Electron density
57	MG	DA	3073	-	-	-	X
57	MG	DA	3077	-	-	-	X
57	MG	DA	3085	-	-	-	X
57	MG	DA	3086	-	-	-	X
57	MG	DA	3100	-	-	-	X
57	MG	DA	3103	-	-	-	X
57	MG	DA	3105	-	-	-	X
57	MG	DA	3107	-	-	-	X
57	MG	DA	3127	-	-	-	X
57	MG	DA	3132	-	-	-	X
57	MG	DA	3144	-	-	-	X
57	MG	DA	3147	-	-	-	X
57	MG	DA	3149	-	-	-	X
57	MG	DA	3151	-	-	-	X
57	MG	DA	3152	-	-	-	X
57	MG	DA	3156	-	-	-	X
57	MG	DA	3157	-	-	-	X
57	MG	DA	3159	-	-	-	X
57	MG	DA	3169	-	-	-	X
57	MG	DA	3174	-	-	-	X
57	MG	DA	3179	-	-	-	X
57	MG	DA	3181	-	-	-	X
57	MG	DA	3184	-	-	-	X
57	MG	DA	3187	-	-	-	X
57	MG	DA	3192	-	-	-	X
57	MG	DA	3193	-	-	-	X
57	MG	DA	3211	-	-	-	X
57	MG	DA	3216	-	-	-	X
57	MG	DA	3225	-	-	-	X
57	MG	DA	3227	-	-	-	X
57	MG	DA	3231	-	-	-	X
57	MG	DA	3234	-	-	-	X
57	MG	DA	3248	-	-	-	X
57	MG	DA	3279	-	-	-	X
57	MG	DA	3288	-	-	-	X
57	MG	DA	3290	-	-	-	X
57	MG	DA	3294	-	-	-	X
57	MG	DA	3302	-	-	-	X
58	ZN	AD	301	-	-	-	X
58	ZN	D9	101	-	-	X	-

2 Entry composition

There are 58 unique types of molecules in this entry. The entry contains 290405 atoms, of which 0 are hydrogens and 0 are deuteriums.

In the tables below, the ZeroOcc column contains the number of atoms modelled with zero occupancy, the AltConf column contains the number of residues with at least one atom in alternate conformation and the Trace column contains the number of residues modelled with at most 2 atoms.

- Molecule 1 is a RNA chain called 16S ribosomal RNA.

Mol	Chain	Residues	Atoms					ZeroOcc	AltConf	Trace
1	AA	1495	Total	C	N	O	P	0	0	0
			32144	14306	5964	10379	1495			
1	CA	1504	Total	C	N	O	P	0	0	0
			32332	14390	5992	10446	1504			

- Molecule 2 is a protein called 30S ribosomal protein S2.

Mol	Chain	Residues	Atoms					ZeroOcc	AltConf	Trace
2	AB	235	Total	C	N	O	S	0	0	1
			1901	1213	342	341	5			
2	CB	235	Total	C	N	O	S	0	0	1
			1901	1213	342	341	5			

- Molecule 3 is a protein called 30S ribosomal protein S3.

Mol	Chain	Residues	Atoms					ZeroOcc	AltConf	Trace
3	AC	207	Total	C	N	O	S	0	0	1
			1613	1016	315	281	1			
3	CC	207	Total	C	N	O	S	0	0	1
			1613	1016	315	281	1			

- Molecule 4 is a protein called 30S ribosomal protein S4.

Mol	Chain	Residues	Atoms					ZeroOcc	AltConf	Trace
4	AD	208	Total	C	N	O	S	0	0	0
			1703	1066	339	291	7			
4	CD	208	Total	C	N	O	S	0	0	0
			1703	1066	339	291	7			

- Molecule 5 is a protein called 30S ribosomal protein S5.

Mol	Chain	Residues	Atoms					ZeroOcc	AltConf	Trace
5	AE	151	Total	C	N	O	S	0	0	1
			1147	724	218	201	4			
5	CE	151	Total	C	N	O	S	0	0	1
			1147	724	218	201	4			

- Molecule 6 is a protein called 30S ribosomal protein S6.

Mol	Chain	Residues	Atoms					ZeroOcc	AltConf	Trace
6	AF	101	Total	C	N	O	S	0	0	0
			843	531	155	154	3			
6	CF	101	Total	C	N	O	S	0	0	0
			843	531	155	154	3			

- Molecule 7 is a protein called 30S ribosomal protein S7.

Mol	Chain	Residues	Atoms					ZeroOcc	AltConf	Trace
7	AG	155	Total	C	N	O	S	0	0	0
			1257	781	252	218	6			
7	CG	155	Total	C	N	O	S	0	0	0
			1257	781	252	218	6			

- Molecule 8 is a protein called 30S ribosomal protein S8.

Mol	Chain	Residues	Atoms					ZeroOcc	AltConf	Trace
8	AH	138	Total	C	N	O	S	0	0	0
			1116	705	215	193	3			
8	CH	138	Total	C	N	O	S	0	0	0
			1116	705	215	193	3			

- Molecule 9 is a protein called 30S ribosomal protein S9.

Mol	Chain	Residues	Atoms				ZeroOcc	AltConf	Trace
9	AI	127	Total	C	N	O	0	0	0
			1004	635	195	174			
9	CI	127	Total	C	N	O	0	0	0
			1004	635	195	174			

- Molecule 10 is a protein called 30S ribosomal protein S10.

Mol	Chain	Residues	Atoms					ZeroOcc	AltConf	Trace
10	AJ	99	Total	C	N	O	S	0	0	1
			795	499	157	138	1			

Continued on next page...

Continued from previous page...

Mol	Chain	Residues	Atoms					ZeroOcc	AltConf	Trace
10	CJ	99	Total	C	N	O	S	0	0	1
			795	499	157	138	1			

- Molecule 11 is a protein called 30S ribosomal protein S11.

Mol	Chain	Residues	Atoms					ZeroOcc	AltConf	Trace
11	AK	119	Total	C	N	O	S	0	0	0
			885	549	168	165	3			
11	CK	119	Total	C	N	O	S	0	0	0
			885	549	168	165	3			

- Molecule 12 is a protein called 30S ribosomal protein S12.

Mol	Chain	Residues	Atoms					ZeroOcc	AltConf	Trace
12	AL	125	Total	C	N	O	S	0	0	1
			971	611	196	163	1			
12	CL	125	Total	C	N	O	S	0	0	1
			971	611	196	163	1			

- Molecule 13 is a protein called 30S ribosomal protein S13.

Mol	Chain	Residues	Atoms					ZeroOcc	AltConf	Trace
13	AM	120	Total	C	N	O	S	0	0	1
			947	585	196	164	2			
13	CM	120	Total	C	N	O	S	0	0	1
			947	585	196	164	2			

- Molecule 14 is a protein called 30S ribosomal protein S14.

Mol	Chain	Residues	Atoms					ZeroOcc	AltConf	Trace
14	AN	60	Total	C	N	O	S	0	0	0
			492	312	104	72	4			
14	CN	60	Total	C	N	O	S	0	0	0
			492	312	104	72	4			

- Molecule 15 is a protein called 30S ribosomal protein S15.

Mol	Chain	Residues	Atoms					ZeroOcc	AltConf	Trace
15	AO	88	Total	C	N	O	S	0	0	0
			734	459	147	126	2			
15	CO	88	Total	C	N	O	S	0	0	0
			734	459	147	126	2			

- Molecule 16 is a protein called 30S ribosomal protein S16.

Mol	Chain	Residues	Atoms					ZeroOcc	AltConf	Trace
16	AP	84	Total	C	N	O	S	0	0	1
			701	443	140	117	1			
16	CP	84	Total	C	N	O	S	0	0	1
			701	443	140	117	1			

- Molecule 17 is a protein called 30S ribosomal protein S17.

Mol	Chain	Residues	Atoms					ZeroOcc	AltConf	Trace
17	AQ	100	Total	C	N	O	S	0	0	1
			824	528	152	142	2			
17	CQ	100	Total	C	N	O	S	0	0	1
			824	528	152	142	2			

- Molecule 18 is a protein called 30S ribosomal protein S18.

Mol	Chain	Residues	Atoms				ZeroOcc	AltConf	Trace
18	AR	70	Total	C	N	O	0	0	0
			574	367	112	95			
18	CR	70	Total	C	N	O	0	0	0
			574	367	112	95			

- Molecule 19 is a protein called 30S ribosomal protein S19.

Mol	Chain	Residues	Atoms					ZeroOcc	AltConf	Trace
19	AS	80	Total	C	N	O	S	0	0	1
			613	392	110	109	2			
19	CS	78	Total	C	N	O	S	0	0	1
			619	397	111	109	2			

- Molecule 20 is a protein called 30S ribosomal protein S20.

Mol	Chain	Residues	Atoms					ZeroOcc	AltConf	Trace
20	AT	99	Total	C	N	O	S	0	0	0
			763	470	162	129	2			
20	CT	99	Total	C	N	O	S	0	0	0
			763	470	162	129	2			

- Molecule 21 is a protein called 30S ribosomal protein Thx.

Mol	Chain	Residues	Atoms				ZeroOcc	AltConf	Trace
21	AU	25	Total	C	N	O	0	0	1
			209	128	51	30			
21	CU	25	Total	C	N	O	0	0	1
			209	128	51	30			

- Molecule 22 is a protein called Elongation factor P.

Mol	Chain	Residues	Atoms					ZeroOcc	AltConf	Trace
22	AV	176	Total	C	N	O	S	0	0	0
			1367	870	223	267	7			
22	CV	176	Total	C	N	O	S	0	0	0
			1367	870	223	267	7			

- Molecule 23 is a RNA chain called tRNA-Met.

Mol	Chain	Residues	Atoms					ZeroOcc	AltConf	Trace
23	AW	77	Total	C	N	O	P	0	0	0
			1644	732	297	538	77			
23	CW	77	Total	C	N	O	P	0	0	0
			1644	732	297	538	77			

- Molecule 24 is a RNA chain called RNA (5'-R(P*AP*AP*AP*UP*G)-3').

Mol	Chain	Residues	Atoms					ZeroOcc	AltConf	Trace
24	AX	5	Total	C	N	O	P	0	0	0
			110	49	22	34	5			
24	CX	5	Total	C	N	O	P	0	0	0
			110	49	22	34	5			

- Molecule 25 is a RNA chain called 23S ribosomal RNA.

Mol	Chain	Residues	Atoms					ZeroOcc	AltConf	Trace
25	BA	2767	Total	C	N	O	P	0	0	0
			59596	26524	11148	19158	2766			
25	DA	2777	Total	C	N	O	P	0	0	0
			59809	26619	11186	19228	2776			

- Molecule 26 is a RNA chain called 5S ribosomal RNA.

Mol	Chain	Residues	Atoms					ZeroOcc	AltConf	Trace
26	BB	119	Total	C	N	O	P	0	0	0
			2551	1136	471	826	118			

Continued on next page...

Continued from previous page...

Mol	Chain	Residues	Atoms					ZeroOcc	AltConf	Trace
26	DB	119	Total	C	N	O	P	0	0	0
			2551	1136	471	826	118			

- Molecule 27 is a protein called 50S ribosomal protein L1.

Mol	Chain	Residues	Atoms					ZeroOcc	AltConf	Trace
27	BC	224	Total	C	N	O	S	2	0	0
			1702	1075	309	315	3			
27	DC	220	Total	C	N	O	S	1	0	0
			1640	1033	297	307	3			

- Molecule 28 is a protein called 50S ribosomal protein L2.

Mol	Chain	Residues	Atoms					ZeroOcc	AltConf	Trace
28	BD	274	Total	C	N	O	S	0	0	1
			2127	1341	425	358	3			
28	DD	274	Total	C	N	O	S	0	0	1
			2115	1335	419	358	3			

- Molecule 29 is a protein called 50S ribosomal protein L3.

Mol	Chain	Residues	Atoms					ZeroOcc	AltConf	Trace
29	BE	205	Total	C	N	O	S	0	0	1
			1564	988	300	270	6			
29	DE	205	Total	C	N	O	S	0	0	1
			1564	988	300	270	6			

- Molecule 30 is a protein called 50S ribosomal protein L4.

Mol	Chain	Residues	Atoms					ZeroOcc	AltConf	Trace
30	BF	208	Total	C	N	O	S	0	0	1
			1624	1035	304	282	3			
30	DF	208	Total	C	N	O	S	0	0	1
			1624	1035	304	282	3			

- Molecule 31 is a protein called 50S ribosomal protein L5.

Mol	Chain	Residues	Atoms					ZeroOcc	AltConf	Trace
31	BG	181	Total	C	N	O	S	0	0	0
			1474	942	268	260	4			
31	DG	181	Total	C	N	O	S	0	0	0
			1474	942	268	260	4			

- Molecule 32 is a protein called 50S ribosomal protein L6.

Mol	Chain	Residues	Atoms					ZeroOcc	AltConf	Trace
32	BH	168	Total	C	N	O	S	0	0	1
			1231	780	228	222	1			
32	DH	160	Total	C	N	O	S	0	0	1
			1223	773	229	220	1			

- Molecule 33 is a protein called 50S ribosomal protein L9.

Mol	Chain	Residues	Atoms					ZeroOcc	AltConf	Trace
33	BI	146	Total	C	N	O	S	0	0	1
			1043	661	185	196	1			
33	DI	146	Total	C	N	O	S	0	0	1
			871	543	162	165	1			

- Molecule 34 is a protein called 50S ribosomal protein L13.

Mol	Chain	Residues	Atoms					ZeroOcc	AltConf	Trace
34	BN	139	Total	C	N	O	S	0	0	1
			1105	712	207	182	4			
34	DN	139	Total	C	N	O	S	0	0	1
			1105	712	207	182	4			

- Molecule 35 is a protein called 50S ribosomal protein L14.

Mol	Chain	Residues	Atoms					ZeroOcc	AltConf	Trace
35	BO	122	Total	C	N	O	S	0	0	0
			933	588	171	170	4			
35	DO	122	Total	C	N	O	S	0	0	0
			933	588	171	170	4			

- Molecule 36 is a protein called 50S ribosomal protein L15.

Mol	Chain	Residues	Atoms					ZeroOcc	AltConf	Trace
36	BP	146	Total	C	N	O	S	0	0	0
			1114	692	227	193	2			
36	DP	146	Total	C	N	O	S	0	0	0
			1079	672	216	189	2			

- Molecule 37 is a protein called 50S ribosomal protein L16.

Mol	Chain	Residues	Atoms					ZeroOcc	AltConf	Trace
37	BQ	139	Total	C	N	O	S	0	0	1
			1099	702	209	181	7			
37	DQ	141	Total	C	N	O	S	0	0	0
			1122	715	212	188	7			

- Molecule 38 is a protein called 50S ribosomal protein L17.

Mol	Chain	Residues	Atoms					ZeroOcc	AltConf	Trace
38	BR	116	Total	C	N	O		0	0	0
			923	575	191	157				
38	DR	117	Total	C	N	O		0	0	0
			960	599	202	159				

- Molecule 39 is a protein called 50S ribosomal protein L18.

Mol	Chain	Residues	Atoms					ZeroOcc	AltConf	Trace
39	BS	101	Total	C	N	O		0	0	1
			777	489	156	132				
39	DS	99	Total	C	N	O		0	0	1
			771	486	155	130				

- Molecule 40 is a protein called 50S ribosomal protein L19.

Mol	Chain	Residues	Atoms					ZeroOcc	AltConf	Trace
40	BT	138	Total	C	N	O	S	0	0	1
			1142	710	235	196	1			
40	DT	138	Total	C	N	O	S	0	0	1
			1142	710	235	196	1			

- Molecule 41 is a protein called 50S ribosomal protein L20.

Mol	Chain	Residues	Atoms					ZeroOcc	AltConf	Trace
41	BU	117	Total	C	N	O	S	0	0	0
			958	604	202	151	1			
41	DU	117	Total	C	N	O	S	0	0	0
			958	604	202	151	1			

- Molecule 42 is a protein called 50S ribosomal protein L21.

Mol	Chain	Residues	Atoms					ZeroOcc	AltConf	Trace
42	BV	101	Total	C	N	O	S	0	0	0
			779	501	142	135	1			

Continued on next page...

Continued from previous page...

Mol	Chain	Residues	Atoms					ZeroOcc	AltConf	Trace
42	DV	101	Total	C	N	O	S	0	0	0
			779	501	142	135	1			

- Molecule 43 is a protein called 50S ribosomal protein L22.

Mol	Chain	Residues	Atoms					ZeroOcc	AltConf	Trace
43	BW	113	Total	C	N	O	S	0	0	0
			896	563	176	155	2			
43	DW	113	Total	C	N	O	S	0	0	0
			896	563	176	155	2			

- Molecule 44 is a protein called 50S ribosomal protein L23.

Mol	Chain	Residues	Atoms					ZeroOcc	AltConf	Trace
44	BX	94	Total	C	N	O	S	0	0	1
			735	477	134	124				
44	DX	93	Total	C	N	O	S	0	0	1
			726	471	132	123				

- Molecule 45 is a protein called 50S ribosomal protein L24.

Mol	Chain	Residues	Atoms					ZeroOcc	AltConf	Trace
45	BY	101	Total	C	N	O	S	0	0	1
			757	486	144	123	4			
45	DY	101	Total	C	N	O	S	0	0	1
			776	500	149	123	4			

- Molecule 46 is a protein called 50S ribosomal protein L25.

Mol	Chain	Residues	Atoms					ZeroOcc	AltConf	Trace
46	BZ	182	Total	C	N	O	S	0	0	1
			1438	917	258	261	2			
46	DZ	177	Total	C	N	O	S	0	0	1
			1404	897	253	252	2			

- Molecule 47 is a protein called 50S ribosomal protein L27.

Mol	Chain	Residues	Atoms					ZeroOcc	AltConf	Trace
47	B0	77	Total	C	N	O	S	0	0	0
			613	379	129	104	1			
47	D0	84	Total	C	N	O	S	0	0	0
			662	410	140	111	1			

- Molecule 48 is a protein called 50S ribosomal protein L28.

Mol	Chain	Residues	Atoms					ZeroOcc	AltConf	Trace
48	B1	96	Total	C	N	O	S	0	0	0
			757	478	149	129	1			
48	D1	94	Total	C	N	O	S	0	0	1
			732	460	146	125	1			

- Molecule 49 is a protein called 50S ribosomal protein L29.

Mol	Chain	Residues	Atoms					ZeroOcc	AltConf	Trace
49	B2	71	Total	C	N	O	S	0	0	0
			598	370	121	106	1			
49	D2	71	Total	C	N	O	S	0	0	0
			598	370	121	106	1			

- Molecule 50 is a protein called 50S ribosomal protein L30.

Mol	Chain	Residues	Atoms					ZeroOcc	AltConf	Trace
50	B3	59	Total	C	N	O	S	0	0	1
			460	293	90	77				
50	D3	60	Total	C	N	O	S	0	0	1
			468	298	91	78	1			

- Molecule 51 is a protein called 50S ribosomal protein L31.

Mol	Chain	Residues	Atoms					ZeroOcc	AltConf	Trace
51	B4	31	Total	C	N	O	S	0	0	1
			226	142	37	43	4			
51	D4	31	Total	C	N	O	S	0	0	1
			226	142	37	43	4			

- Molecule 52 is a protein called 50S ribosomal protein L32.

Mol	Chain	Residues	Atoms					ZeroOcc	AltConf	Trace
52	B5	57	Total	C	N	O	S	0	0	1
			435	272	88	70	5			
52	D5	59	Total	C	N	O	S	0	0	0
			459	288	90	76	5			

- Molecule 53 is a protein called 50S ribosomal protein L33.

Mol	Chain	Residues	Atoms					ZeroOcc	AltConf	Trace
53	B6	49	Total	C	N	O	S	0	0	1
			401	247	82	68	4			
53	D6	48	Total	C	N	O	S	0	0	0
			322	199	62	57	4			

- Molecule 54 is a protein called 50S ribosomal protein L34.

Mol	Chain	Residues	Atoms					ZeroOcc	AltConf	Trace
54	B7	49	Total	C	N	O	S	0	0	1
			419	257	105	55	2			
54	D7	49	Total	C	N	O	S	0	0	1
			419	257	105	55	2			

- Molecule 55 is a protein called 50S ribosomal protein L35.

Mol	Chain	Residues	Atoms					ZeroOcc	AltConf	Trace
55	B8	63	Total	C	N	O	S	0	0	1
			496	317	101	76	2			
55	D8	62	Total	C	N	O	S	0	0	1
			467	299	95	71	2			

- Molecule 56 is a protein called 50S ribosomal protein L36.

Mol	Chain	Residues	Atoms					ZeroOcc	AltConf	Trace
56	B9	36	Total	C	N	O	S	0	0	0
			294	179	66	46	3			
56	D9	36	Total	C	N	O	S	0	0	0
			299	183	67	46	3			

- Molecule 57 is MAGNESIUM ION (three-letter code: MG) (formula: Mg).

Mol	Chain	Residues	Atoms		ZeroOcc	AltConf
57	BA	459	Total	Mg	0	0
			459	459		
57	CA	109	Total	Mg	0	0
			109	109		
57	DF	1	Total	Mg	0	0
			1	1		
57	BE	1	Total	Mg	0	0
			1	1		
57	AW	2	Total	Mg	0	0
			2	2		

Continued on next page...

Continued from previous page...

Mol	Chain	Residues	Atoms		ZeroOcc	AltConf
57	B1	1	Total 1	Mg 1	0	0
57	BP	3	Total 3	Mg 3	0	0
57	DR	1	Total 1	Mg 1	0	0
57	B5	4	Total 4	Mg 4	0	0
57	BB	9	Total 9	Mg 9	0	0
57	BT	1	Total 1	Mg 1	0	0
57	BF	1	Total 1	Mg 1	0	0
57	BX	1	Total 1	Mg 1	0	0
57	AA	117	Total 117	Mg 117	0	0
57	BQ	3	Total 3	Mg 3	0	0
57	D6	2	Total 2	Mg 2	0	0
57	CX	1	Total 1	Mg 1	0	0
57	BU	1	Total 1	Mg 1	0	0
57	DD	1	Total 1	Mg 1	0	0
57	BR	1	Total 1	Mg 1	0	0
57	DA	305	Total 305	Mg 305	0	0
57	B7	1	Total 1	Mg 1	0	0
57	AL	1	Total 1	Mg 1	0	0
57	DP	1	Total 1	Mg 1	0	0
57	CW	5	Total 5	Mg 5	0	0
57	D5	2	Total 2	Mg 2	0	0

Continued on next page...

Continued from previous page...

Mol	Chain	Residues	Atoms		ZeroOcc	AltConf
57	BD	1	Total 1	Mg 1	0	0
57	AT	1	Total 1	Mg 1	0	0
57	B0	2	Total 2	Mg 2	0	0
57	CE	1	Total 1	Mg 1	0	0
57	DB	10	Total 10	Mg 10	0	0
57	BH	1	Total 1	Mg 1	0	0

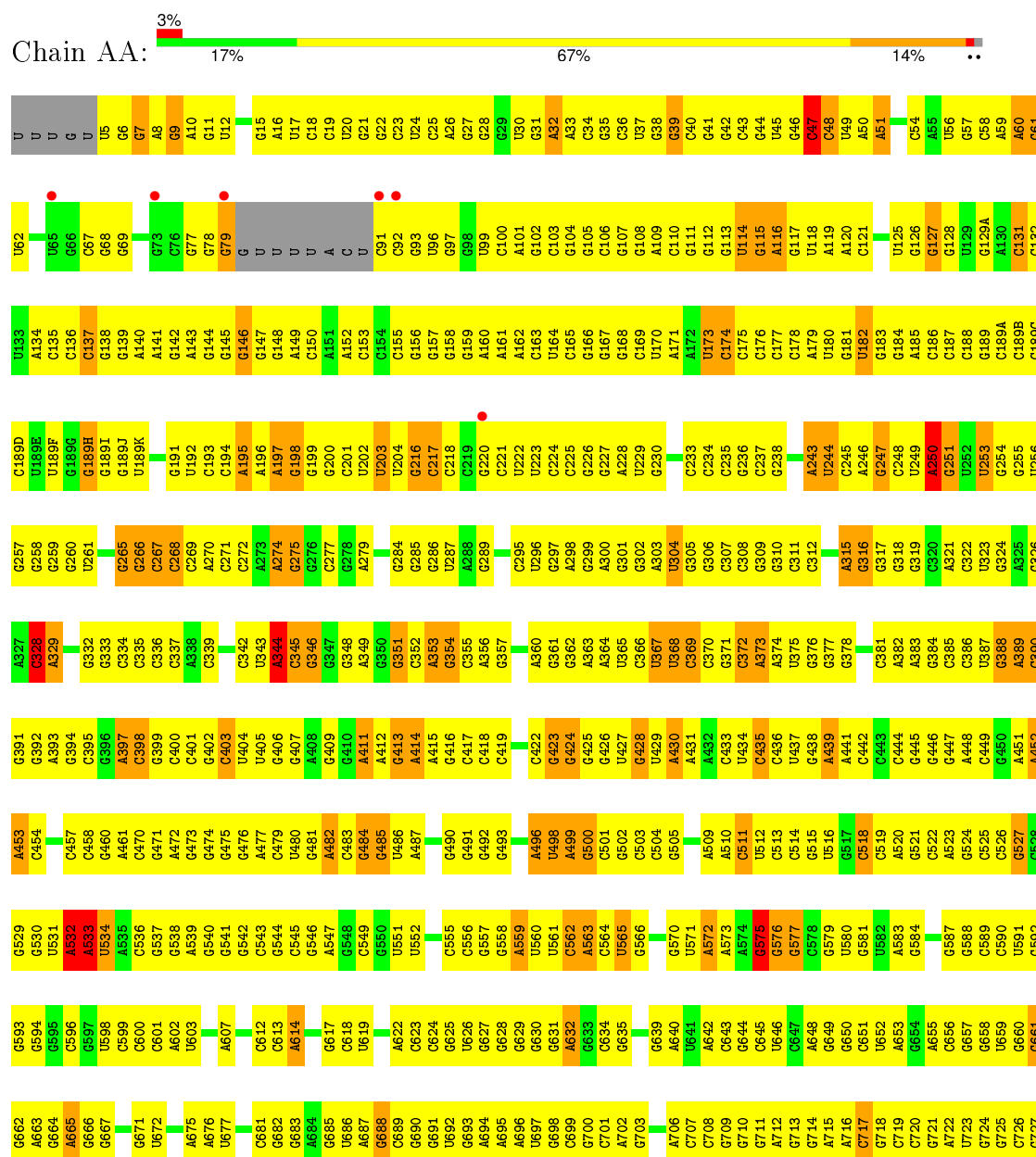
- Molecule 58 is ZINC ION (three-letter code: ZN) (formula: Zn).

Mol	Chain	Residues	Atoms		ZeroOcc	AltConf
58	B5	1	Total 1	Zn 1	0	0
58	AD	1	Total 1	Zn 1	0	0
58	B9	1	Total 1	Zn 1	0	0
58	D9	1	Total 1	Zn 1	0	0
58	D5	1	Total 1	Zn 1	0	0
58	CD	1	Total 1	Zn 1	0	0

3 Residue-property plots

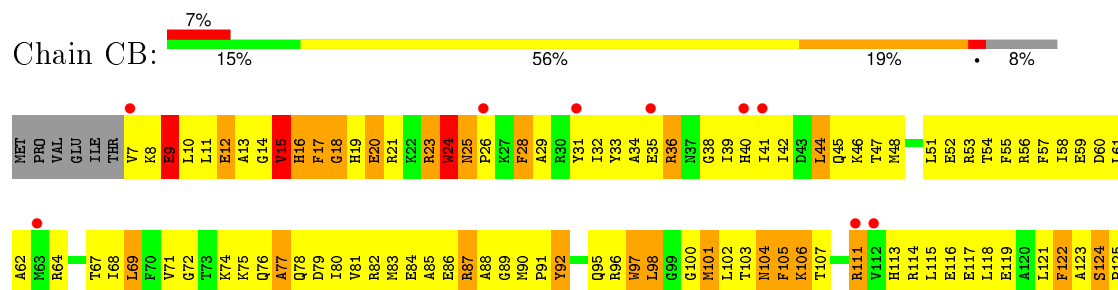
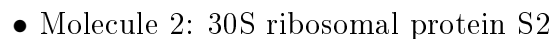
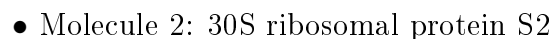
These plots are drawn for all protein, RNA and DNA chains in the entry. The first graphic for a chain summarises the proportions of errors displayed in the second graphic. The second graphic shows the sequence view annotated by issues in geometry and electron density. Residues are color-coded according to the number of geometric quality criteria for which they contain at least one outlier: green = 0, yellow = 1, orange = 2 and red = 3 or more. A red dot above a residue indicates a poor fit to the electron density (RSRZ > 2). Stretches of 2 or more consecutive residues without any outlier are shown as a green connector. Residues present in the sample, but not in the model, are shown in grey.

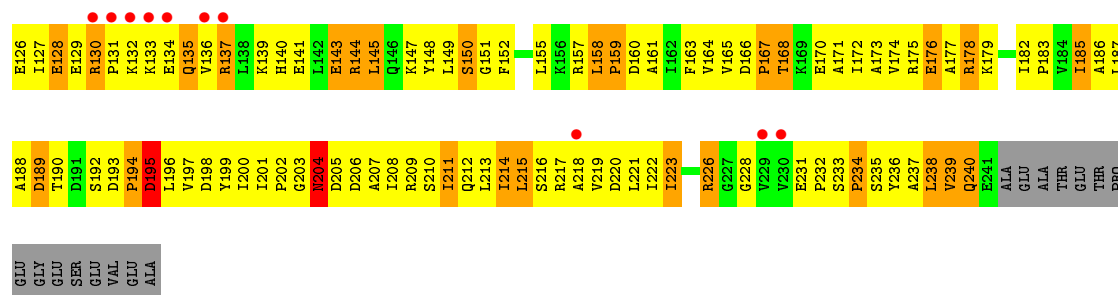
• Molecule 1: 16S ribosomal RNA



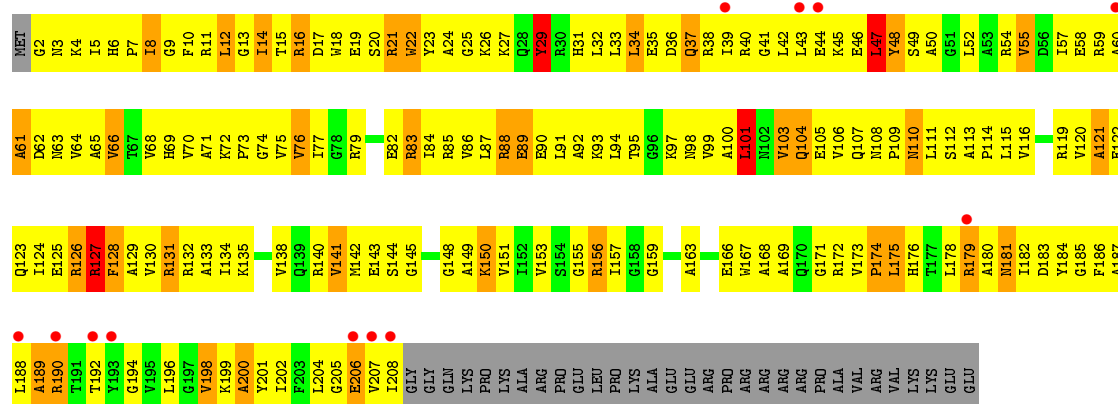
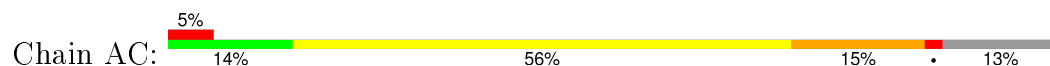


U1083	G1026	A892	C817	U740	G671	G606	G541	A472	G396	G332	C266	G191	G138	C63
G1084	C1027	A898	G818	G741	U672	A607	G542	G473	A397	G333	C267	U192	G139	G64
U1085	C1028	G898	A819	G742	G673	A608	G543	G474	A398	C336	C268	C193	A140	U85
U1086	C1029	G967	U820		G674	A609	G544		G399		C269	C194	A141	G66
U1087	G1030	A900	G821	G745	A675	G610	G545	A477	G402	A337	A270	A195	G147	C67
G1088	G1030A	A901	G822	A746	A676	G611	G546	A478	G403	A338	C271	A196	G148	G68
U1089	C1030B	G902	G823	G747	U677	G612	A547	U480	C403	A339	C272	A197	G149	G69
U1090	G1030C		G824	C748	U678	G613	G548	G481	U404	G340	A273	G198	G150	G70
U1091	A1030D	A909	G825	C749	G679	A614	G549	A482	U405	G341	A274	G199	C150	C71
A1092	G1031	C910	G826	G750	G680	G615	G550	G483	G406	G342	G275	G201	A152	C72
A1093	G1032	U911	U827	U751	C681	G616	G551	G484	G407	U343	G276	G202	A153	C73
U1094	G1033	C912	A828	G752	G682		U552	U485	A412	A344	C277	U203	G154	C76
U1095	G1034	A913	G829	A753	G683	A621		U486	G413	A345	C278	U204	C155	C77
A1096	A1035	A914	G830	C754	A684	A622	C555	A487	G414	G346	A279	U204	C156	G78
C1097	G1036		U831	G755	G685	A623	G556	A488	A114	G347	A282	G216	G157	G80
C1098	C1037	G917	G832	G756	U686	G624	G557	G489	A115	G348		G217	G158	U81
U1099	C1038	A918	U833	U757	A687	G625	G558	G490	G416	A349	U287	C221	G159	U82
G1100	C1039	A919	U834	U758	G688	U626	G559	G491	C417	G350	A288	U222	A160	U83
A1101	U1040	U920	U835	A759	C689	G627	U560	G492	C418	G351	U289	U223	A161	U84
A1102	A1041	U921	G836	G760	U692	G628	U561	G493	C419	C352	U289	G231	A162	U88
G1103	G1042	G922	G837		U693	G629	C562	U494		A353	G289	U224	C163	C89
G1104	C1043	A923	U838	A766	A694	G630	A563	A495	C422	G354	C291	C224	U164	U90
A1105	A1044		G839	A767		G631	C564	A496	G423	C355	G292	C225	G165	C91
G1106	C1045	G926	G840	A768	G699	A632	U565	U498	G424	A356	G293	G226	G166	C92
C1107	A1046	G927	U841	G769	G700	G633	G566	G499	G425	G357	U294	G227	G167	G93
G1108	G1047	G928	C848	C770		G634	G567	G500	G426	U358	C295	A288	G168	U96
	U1048	C990	C849		G703	G635	G568	C501	U427	G359	U296	U229	G169	G97
C1112	U1049	C930	G853	G775		G636	G569	G502	G428	A360	A298	U170	G171	G98
C1113	C1050	C931	G854	A776	A706	G637	G570	C503	G429	G361	G299	G232	A171	U99
C1114	G1051	C932	G854	A777	C707	G638	U571		C430	G362	G300	C233	U172	C100
C1115	U1052	G933	G854	G778	C708	G639	A572	C507	A431	A363	G301	C234	U173	A101
C1116	G1053	C995	C857	C779	C709	A640	A573	C508	A432	A364	G302	C235	G174	G102
G1117	A1055	A996	G858	A780	G710	U641	A574	A509	C433	U365	G303	C236	G175	C103
C1118	U1056	U997	A859	A781	G711	G642	G575	A510	U434	G366	A303	G237	G176	G107
C1119	G1057	C998	G861	A782	A712	G644	G576	U512	C436	U370	G304	C241	G178	G108
G1120	U1058	U1000	C862	C783	G713	G645	G577	C513	G437	G371	G309	C242	A179	A109
U1121	C1059	A1001	U863	C784	G714	U646	G578	C514	G438	C372	G310	A243	U180	G112
U1122	U1060	G1001A	A864	G786	A715	C647	U580	G515	A439	A373	C311	U244	U181	U114
A1123	G1061	G1002	A865	A787	A716	A648	G581		A441	A374	C312	C245	G182	G113
U1125	U1062	G1003	G868	A790	G721	G650	U582	C518	C442	U375	A313	A246	G183	G115
U1126	C1063	A1004	G869	G791	A722	C651		A520	C443	A247	C314	G247	G184	G116
G1127	U1064	A1005	U870	A792	U723	U652	G587	A521	C444	G376	C315	G248	A185	A117
C1128	G1065	C1006	U871	A793	G724	A653	G588	C522	G445	G377	G316	U249	C186	G117
C1129	C1066		C875	C795	G725	A655	C589	A523	G446	C379	G317	A250	C187	U118
A1130	A1067		G876	C796	G726	G656	U591	G524		G380	G318	G251	C188	A119
G1131	U1070	G1010	C877	C797	G727	G657	G592	C525	G450	C381	G319	U253	G189	A120
G1132	G1071	U1012	G878	C798	A728	G658	G593	C526	A451	A382	C320	U254	C189A	G121
G1133	U1072	U1013	C879	G798	U729	U659		G527	A452	A383	C322	G255	C189B	U125
G1134	U1073	A1015	G880	A802	G730	G660	C596		A453	G384	G323	G256	C189C	G126
U1135	G1074	A1016	G881	G803	G731	G661	G597	A532	C454	C385	U323	U256	U189D	
C1137	C1075	U956	G882	U904	G732	U662	U598	A533	C455	C386	G324	G257	U189E	A130
G1138	G1076	U957	C882	C905	A733	A663	C599	U534	C456	U387	A325		G189J	C131
G1139	U1077	A958	G885	C906	G734	G664	C601	A535	C457	G388	G326	G260	G189I	C132
C1140	U1078	A959	G886	A807	C735	U665	C602	A536	C458	A389	A327	U261	G189K	C135
C1141	G1079	U960	G887	C811	C736	A666	U603	G537	G460	C390	G328	A262	G189L	C136
G1142	A1080	U961	G887		C738	U667	G604	G538	A461	G394	A329	A263	G189M	C137
G1143	G1081	C962			G739		U605	G540	G471	C395	C330	G265	U190	

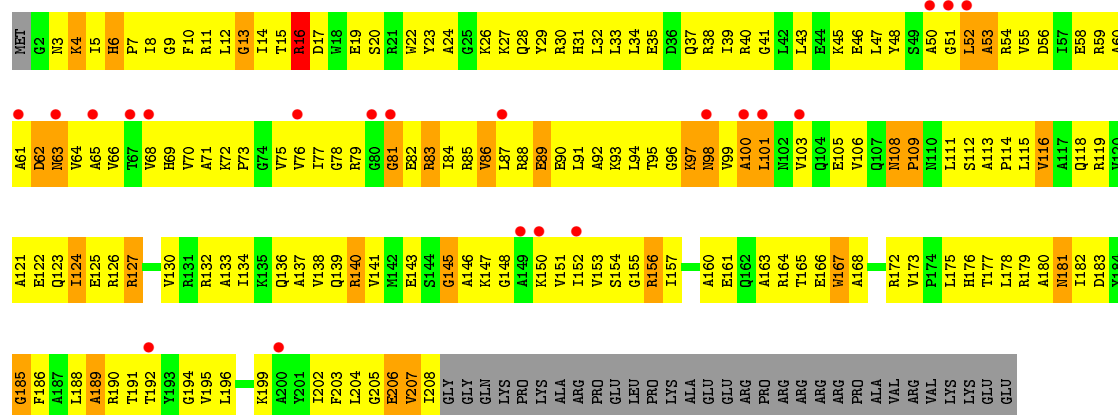
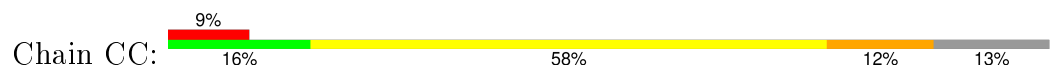




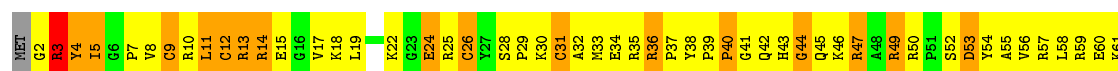
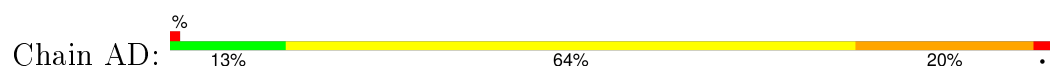
• Molecule 3: 30S ribosomal protein S3

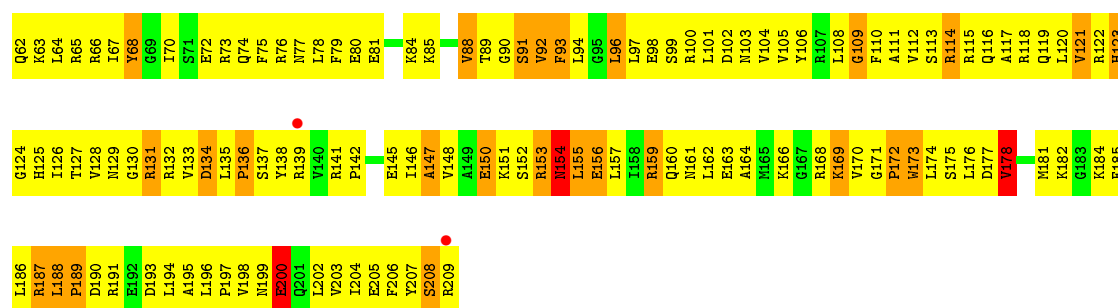


• Molecule 3: 30S ribosomal protein S3

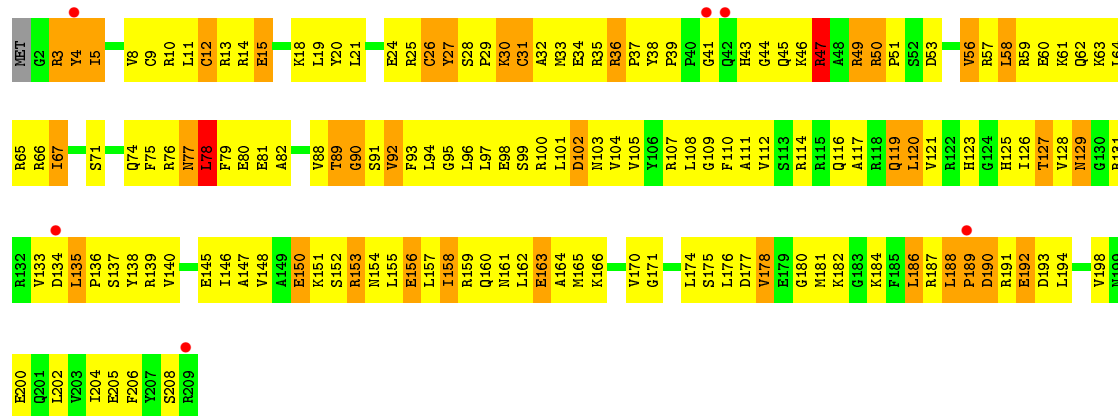


• Molecule 4: 30S ribosomal protein S4

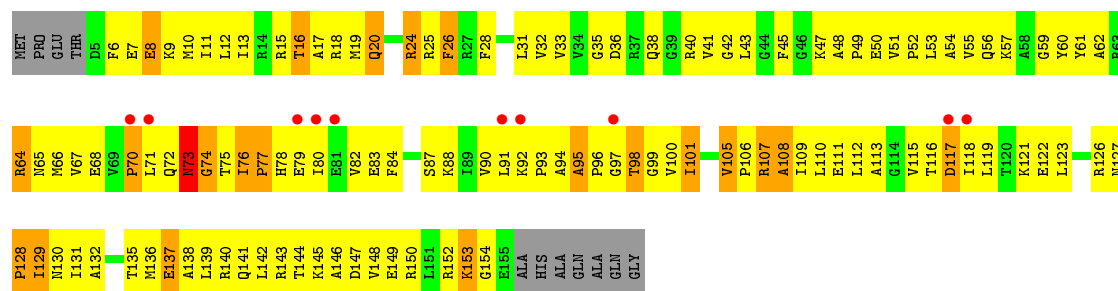




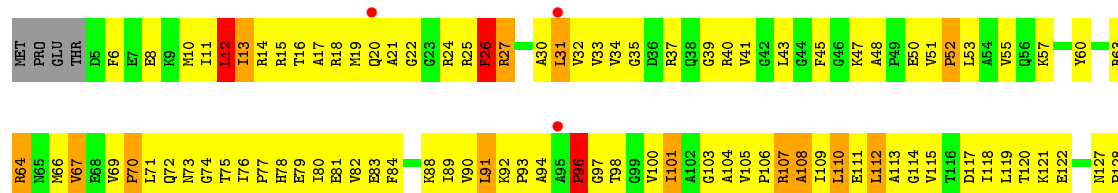
• Molecule 4: 30S ribosomal protein S4

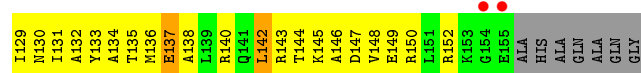


• Molecule 5: 30S ribosomal protein S5

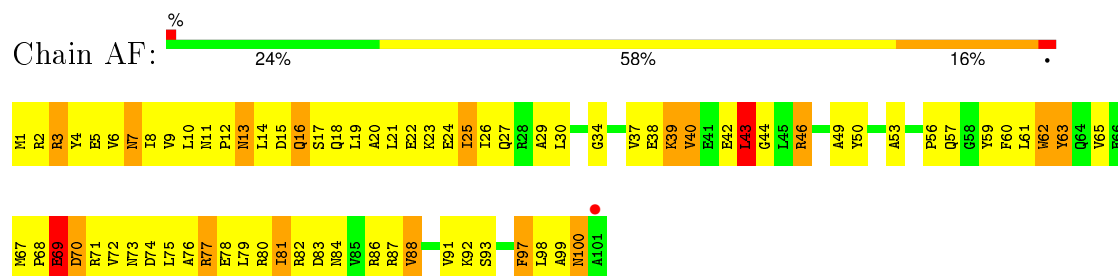


• Molecule 5: 30S ribosomal protein S5

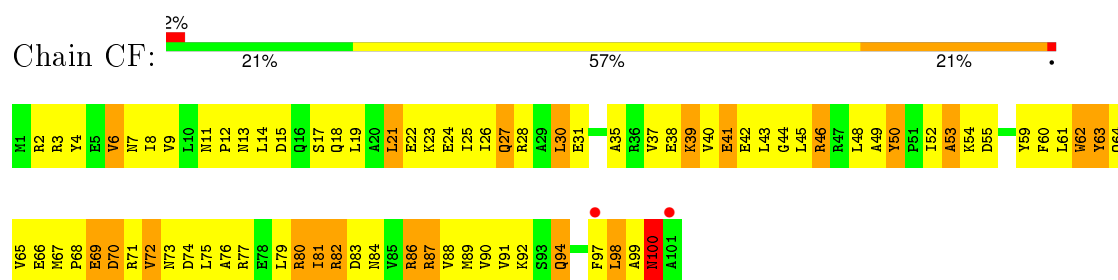




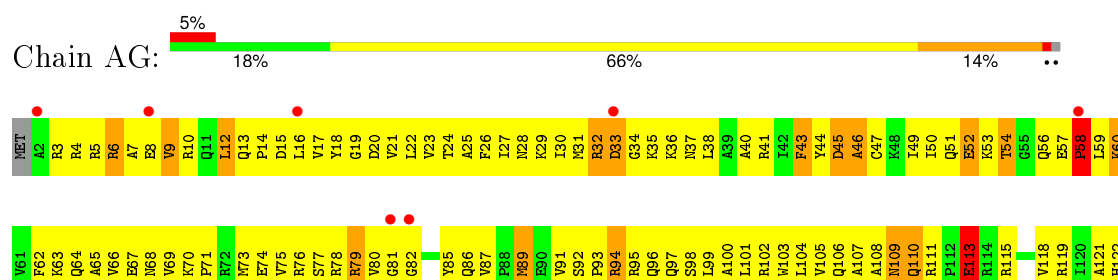
• Molecule 6: 30S ribosomal protein S6



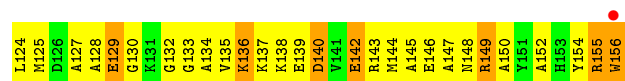
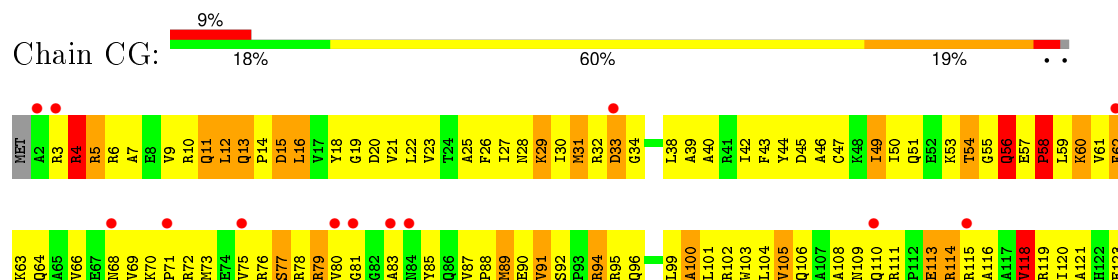
• Molecule 6: 30S ribosomal protein S6



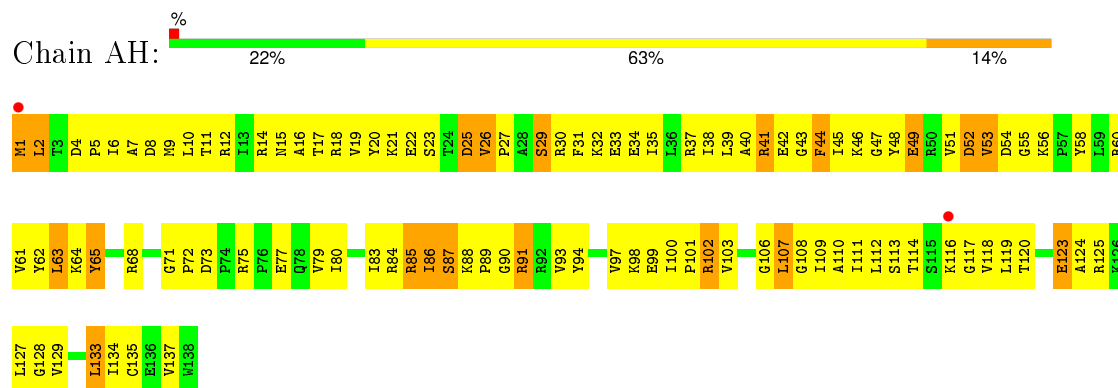
• Molecule 7: 30S ribosomal protein S7



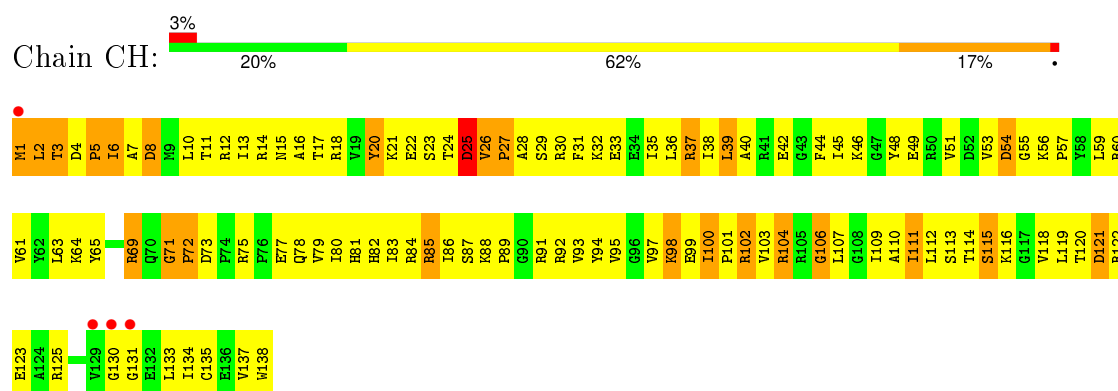
• Molecule 7: 30S ribosomal protein S7



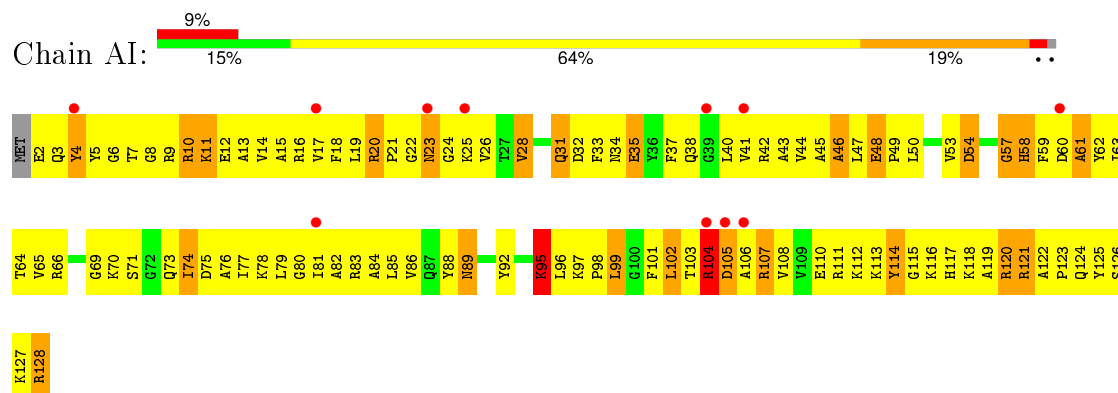
- Molecule 8: 30S ribosomal protein S8



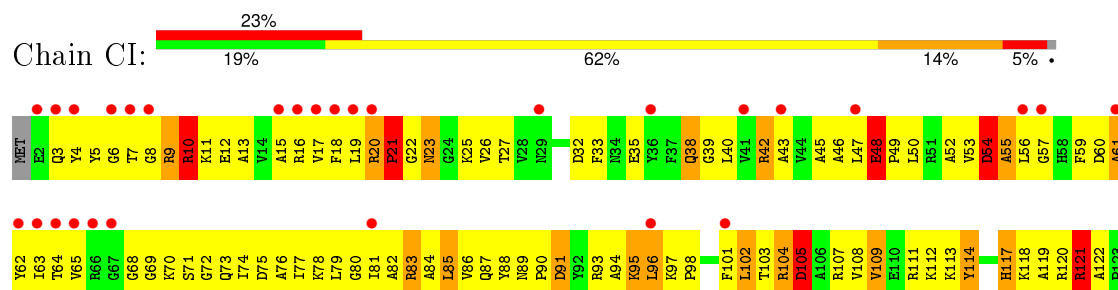
- Molecule 8: 30S ribosomal protein S8



- Molecule 9: 30S ribosomal protein S9



- Molecule 9: 30S ribosomal protein S9



Q124
Y125
S126
K127
R128

• Molecule 10: 30S ribosomal protein S10

Chain AJ: 15% 14% 60% 18% 6%

MET PRO K3 I4 R5 I6 K7 R9 F11 G10 F12 H13 K14 T15 L16 D17 A20 Q21 K22 I23 I24 V24 E25 A26 A27 R28 R29 S30 S31 A32 Q33 V34 S35 S36 P37 I38 P39 L40 P41 R45 R46 F47 T48 V49 I50 R51 G52 P53 F54 K55 H56 K57 D58 S59 R60 E61 H62 F63

B64 L65 R66 T67 H68 I69 R70 L71 V72 I74 I75 I76 F77 T78 R79 R80 T81 R82 E83 Q84 I85 I86 R87 L88 D89 L90 P91 T92 Q93 T96 E97 R98 R99 T100 V101 GLY GLY ARG

• Molecule 10: 30S ribosomal protein S10

Chain CJ: 46% 15% 62% 17% 6%

MET PRO K3 I4 R5 I6 K7 R9 F11 G10 F12 H13 K14 T15 L16 D17 A18 A19 A20 Q21 K22 I23 I24 V24 E25 A26 A27 R28 R29 S30 S31 A32 Q33 V34 S35 S36 P37 I38 P39 L40 P41 R45 R46 F47 T48 V49 I50 R51 G52 P53 F54 K55 H56 K57 D58 S59 R60 E61 H62

F63 B64 L65 R66 T67 H68 I69 R70 L71 V72 I74 I75 I76 F77 T78 R79 R80 T81 R82 E83 Q84 I85 I86 R87 L88 D89 L90 P91 T92 Q93 T96 E97 R98 R99 T100 V101 GLY GLY ARG

• Molecule 11: 30S ribosomal protein S11

Chain AK: 9% 26% 59% 6% 8%

MET ALA L63 LYS PRO SER LYS LYS VAL K11 R12 Q13 Q14 A15 S16 G17 R18 A19 Y20 I21 H22 A23 A24 Y25 Y26 I27 T28 I29 V30 V31 I32 I33 Q34 P35 N38 P39 T40 T41 W42 S43 S44 G45 G46 V47 I48 G49 Y50 K51 G52 S53 R54 K55 K56 G57 F58 A60 A61

Q62 L63 A64 D67 A68 A69 R70 K71 LYS A72 Y75 G76 G77 G78 S79 V80 D81 R82 I83 H84 R85 G88 A89 G90 A91 T92 E93 Q94 R95 R96 A97 I98 Q99 S101 G102 L103 Q104 V105 S107 D111 H116 N117 R120 P121 K122 K123 K124 P125 F126 K127 A128 S129

• Molecule 11: 30S ribosomal protein S11

Chain CK: 3% 29% 53% 11% 8%

MET ALA L63 LYS PRO SER LYS LYS VAL K11 R12 Q13 Q14 A15 S16 G17 R18 A19 Y20 I21 H22 A23 A24 Y25 Y26 I27 T28 I29 V30 V31 I32 I33 Q34 P35 N38 P39 T40 T41 W42 S43 S44 G45 G46 V47 I48 G49 Y50 K51 G52 S53 R54 K55 K56 G57 F58 A60 A61

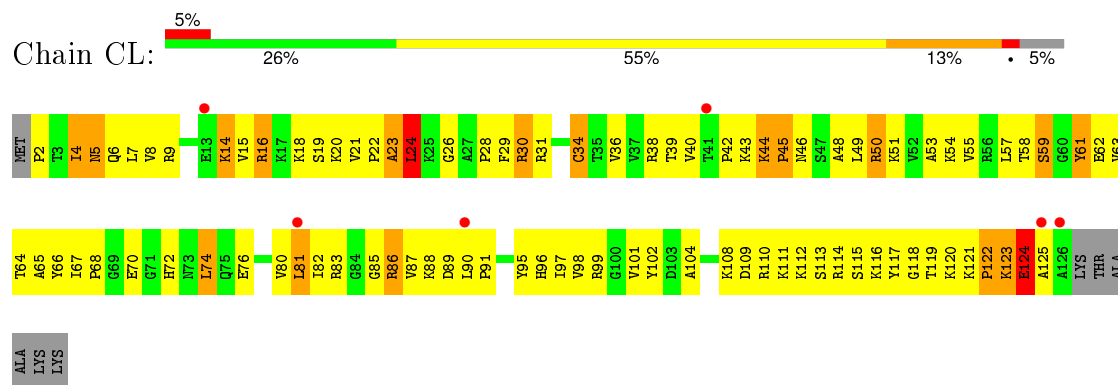
A65 L66 D67 A68 K71 A72 M73 M77 G78 S79 V80 D81 R82 I83 H84 R85 G86 G88 A89 G90 A91 T92 E93 Q94 R95 R96 A97 I98 Q99 S101 G102 L103 Q104 V105 S107 D111 H116 N117 R120 P121 K122 K123 K124 P125 F126 K127 A128 S129

• Molecule 12: 30S ribosomal protein S12

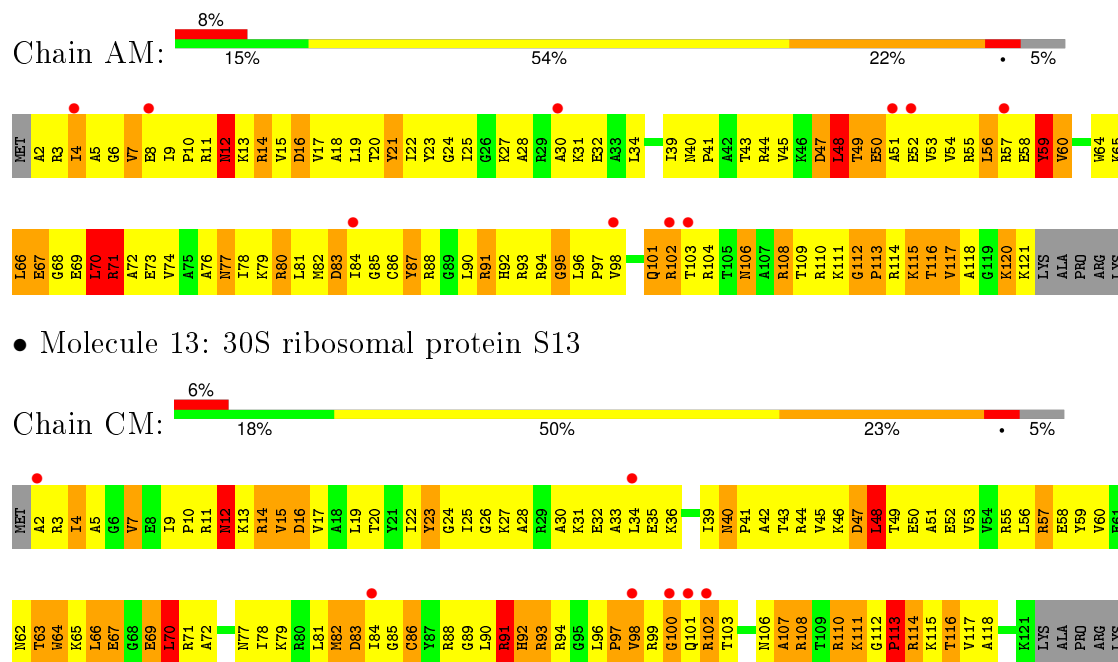
Chain AL: 3% 24% 53% 16% 5%



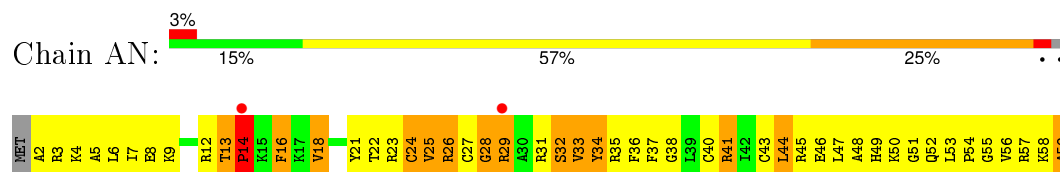
- Molecule 12: 30S ribosomal protein S12



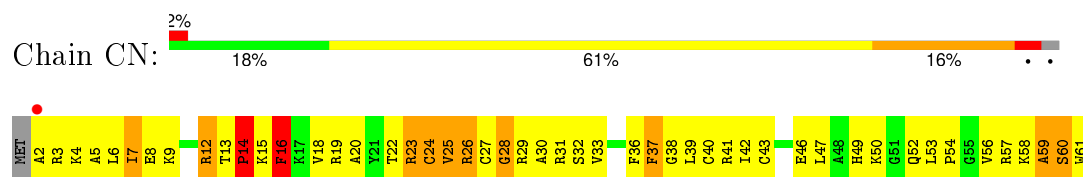
- Molecule 13: 30S ribosomal protein S13



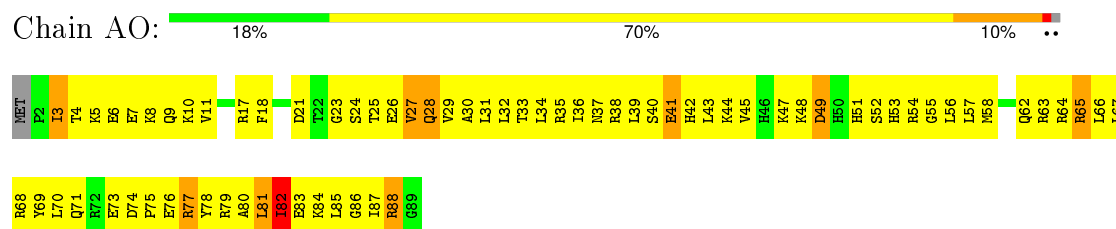
- Molecule 14: 30S ribosomal protein S14



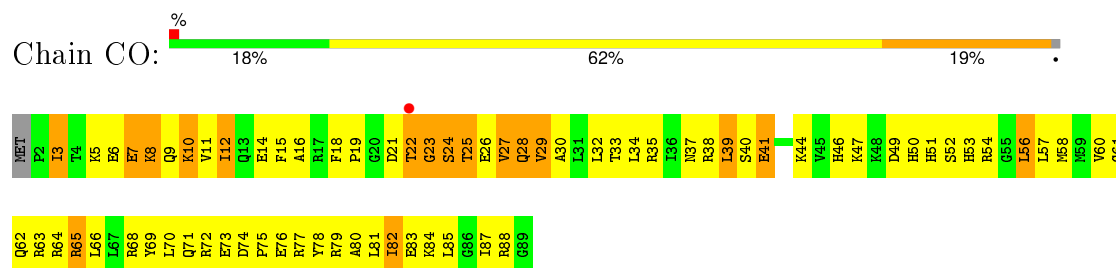
• Molecule 14: 30S ribosomal protein S14



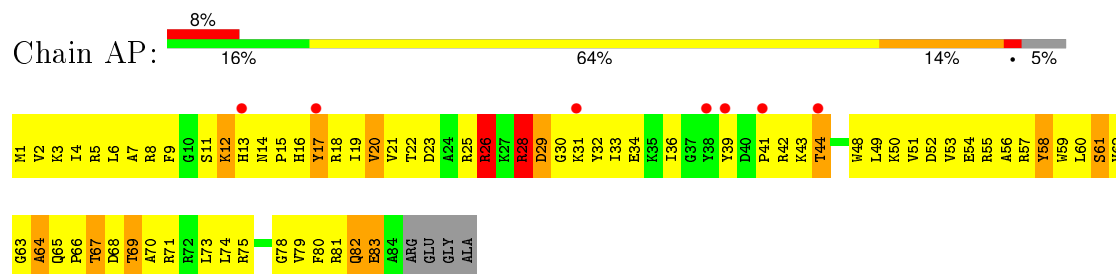
• Molecule 15: 30S ribosomal protein S15



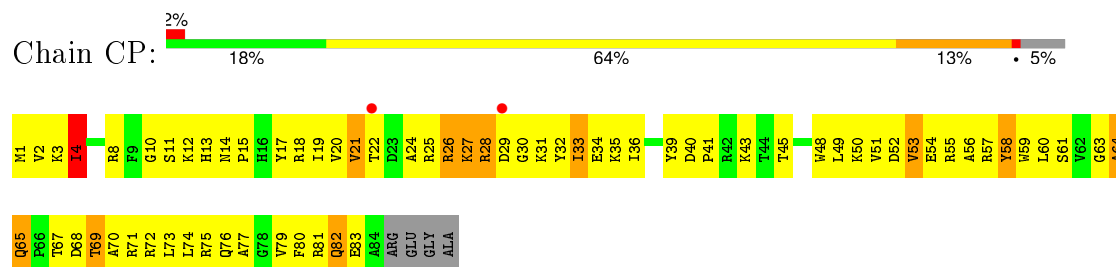
• Molecule 15: 30S ribosomal protein S15



• Molecule 16: 30S ribosomal protein S16

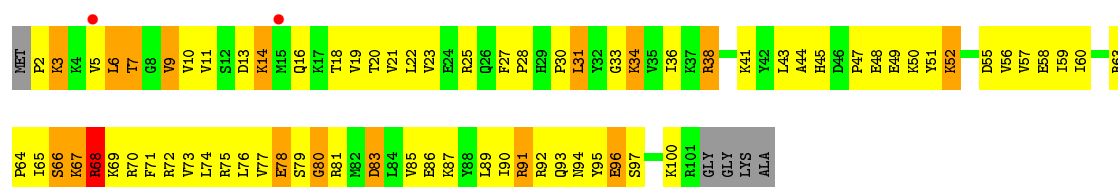


• Molecule 16: 30S ribosomal protein S16

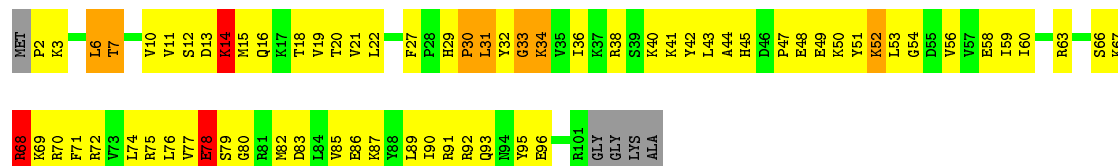


• Molecule 17: 30S ribosomal protein S17

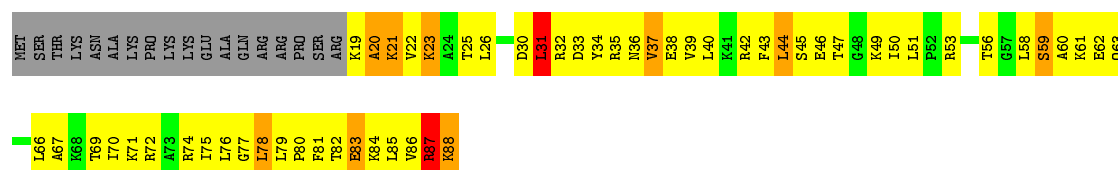
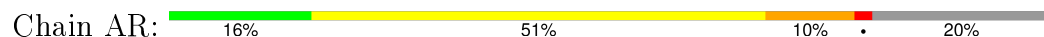




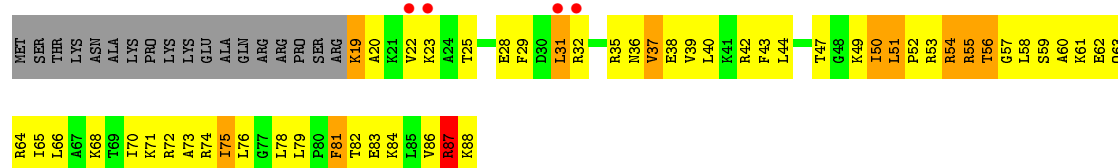
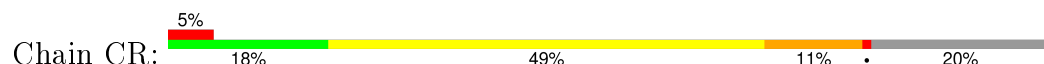
• Molecule 17: 30S ribosomal protein S17



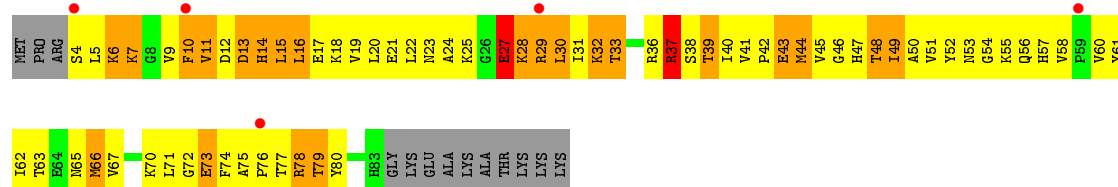
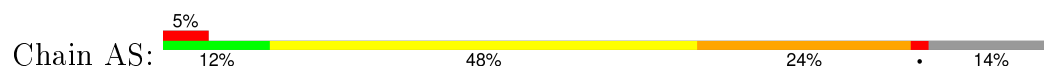
• Molecule 18: 30S ribosomal protein S18



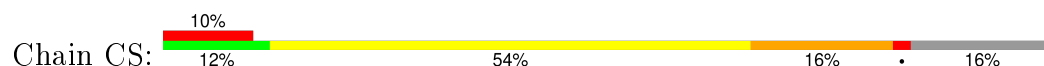
• Molecule 18: 30S ribosomal protein S18

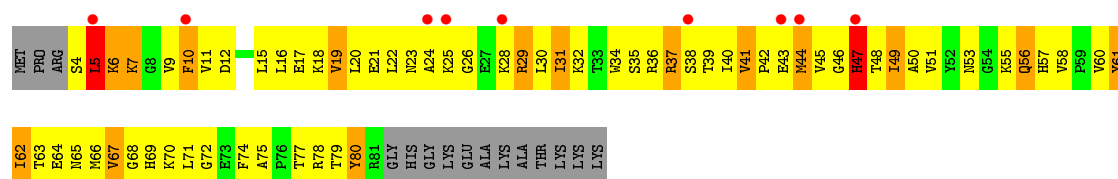


• Molecule 19: 30S ribosomal protein S19

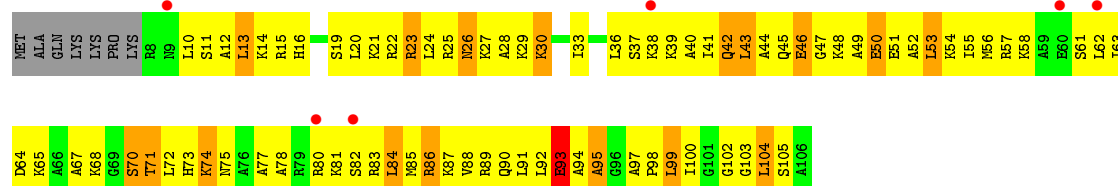


• Molecule 19: 30S ribosomal protein S19

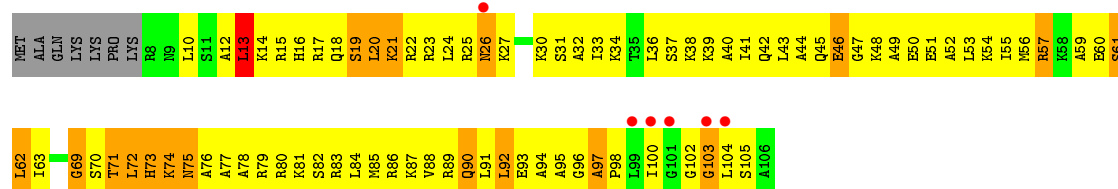
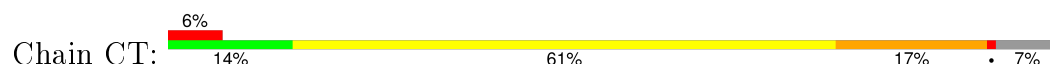





• Molecule 20: 30S ribosomal protein S20



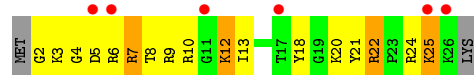
• Molecule 20: 30S ribosomal protein S20



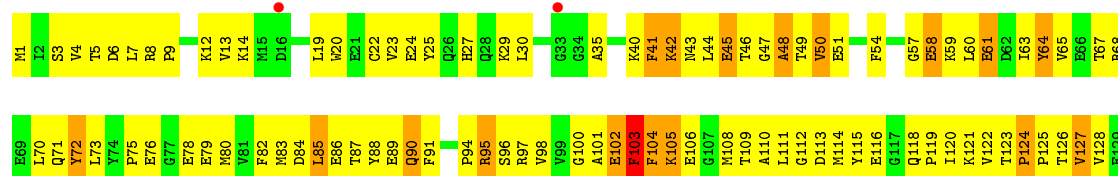
• Molecule 21: 30S ribosomal protein Thx



• Molecule 21: 30S ribosomal protein Thx

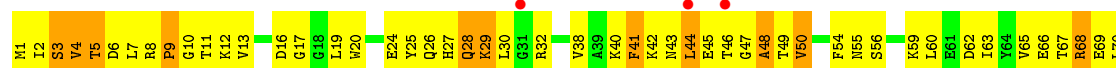


• Molecule 22: Elongation factor P

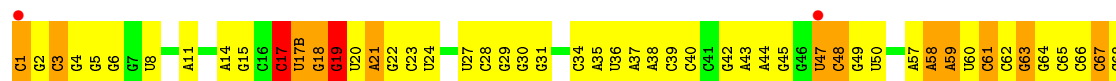




• Molecule 22: Elongation factor P




• Molecule 23: tRNA-Met



• Molecule 23: tRNA-Met



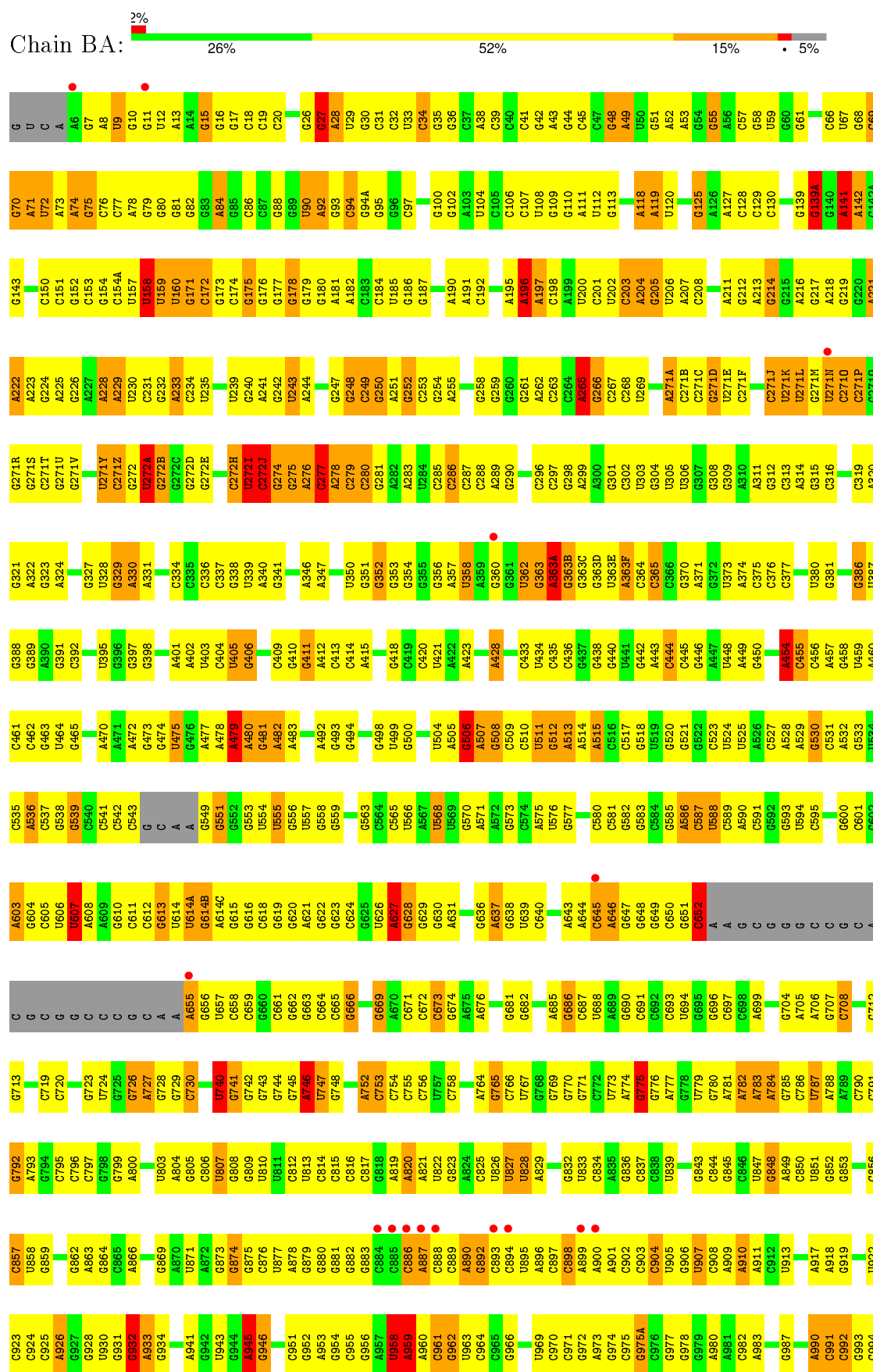
• Molecule 24: RNA (5'-R(P*AP*AP*AP*UP*G)-3')



• Molecule 24: RNA (5'-R(P*AP*AP*AP*UP*G)-3')

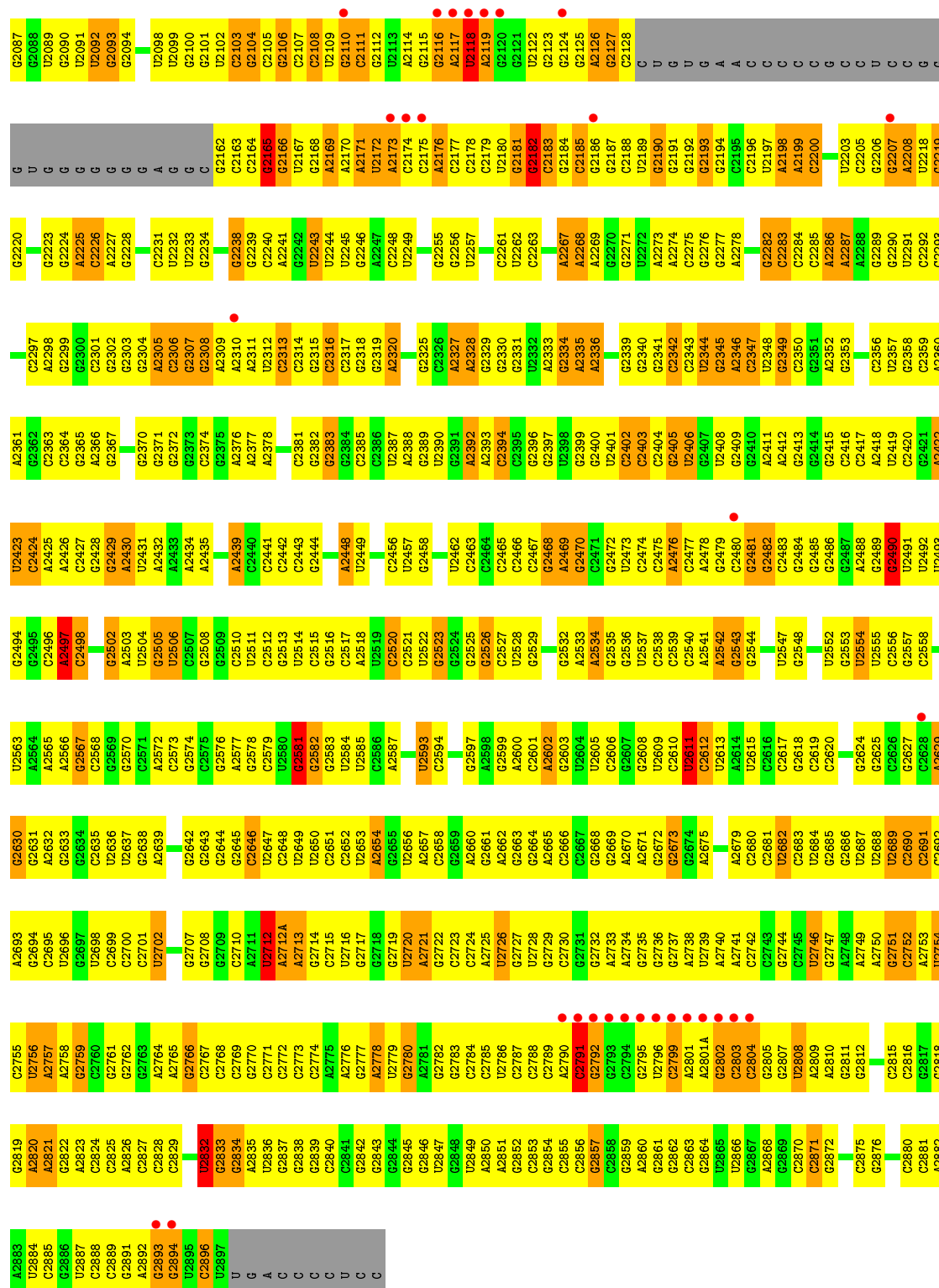


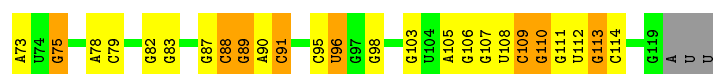
• Molecule 25: 23S ribosomal RNA



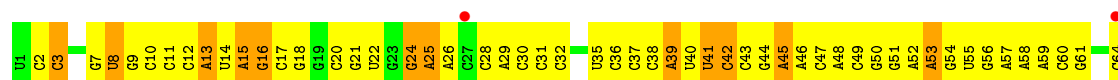
WORLDWIDE
PDB
PROTEIN DATA BANK

C2021	U1951	G1881	G1800	G1717	G1645	G1575	G1509	A1445	C1375	U1312	G1243	A1182	G1117	A
U2022	A1952	C1882	G1801	G1718	G1646	U1576	A1509A	C1445A	C1376	U1313	G1244	G1183	C1118	G
G2023	A1953	G1883	A1802	G1719	G1647	U1577	A1509B	C1446	A1378	C1314	G1245	G1184	C1119	G
G2024	G1954	A1884	A1803	U1720	C1648	U1578		G1447	G1379	C1315	G1246	G1185	C1120	U
C2025	U1955	A1885	G1804	G1721	G1649	A1579	U1512	G1448	A1379	U1316	G1247	G1186	G1121	U
G2026	U1956	C1886	U1805	A1722	G1651	A1580	U1513	A1449	G1380	U1317	G1248	G1187	G1122	G
G2027	C1957	G1887		U1739	A1652		U1514	G1450		G1318	U1249	U1188	C1123	C
U2028	G1958	A1888	A1809	A1740	G1653	A1583	G1515	C1450A	A1384	G1319	G1250	U1189	C1124	C
G2029	G1959	G1889	A1810	A1741	G1654	C1584	G1516	C1451	G1385	C1320	G1251	G1190	G1125	U
A2030			G1811		A1655	A1586	G1517	A1452	C1386	A1321	A1252	G1191	A1126	U
A2031			A1812	C1743	A1656	A1587	U1518	A1453	C1387	A1322	A1253	G1192	A1127	A
G2032	C1962	C1892	G1813	C1744	C1657	C1588	G1519	G1455	G1388	U1323	G1254	G1193	A1128	G
A2033	C1963	C1893	G1814		C1658	C1589	G1520	G1456	G1389	G1324	U1255	A1194	A1129	A
G2034	C1964					U1590	U1523	A1457	U1390	G1325	G1256	G1195	U1130	A
U2035	C1965	G1899	A1815	G1746	G1666	G1591	U1524	C1458		C1326	C1257	G1196	U1131	G
G2036	A1966	G1890	G1816	G1747	G1667	G1592	G1525	G1459	U1396	C1327	C1258	G1197	G1132	C
G2037	C1967	A1901	G1817	G1747A	A1668	G1593	G1526	A1460	C1399	G1328	U1198	U1198	U1133	A
G2038	G1968	G1902	U1818	G1748	A1669	G1594	G1527	G1461	C1401	U1329	G1260	U1199	C1135	G
G2039	A1969	G1903	A1819	A1749	C1670	G1595	A1528		G1400	C1330	G1261	G1200	G1136	C
C2040	U1970	G1904	U1820	G1750		G1596	A1528A		G1401	A1331	A1262	C1201	G1137	C
U2041	C1971	C1905		C1751	G1674	A1597	G1529	G1464	C1402	G1332		C1202	G1138	A
G2042	A1972	G1906	G1824	C1752	A1675	C1598	G1530	C1465	C1403	C1333	A1268	G1203	G1139	U
A2043	G1973	G1907	A1825	G1753	A1676	C1599	C1531	C1466	C1404	G1334	A1269	A1204	C1140	U
	C1974	C1908	G1826	C1754	C1677		G1532	C1467	U1405	U1335	G1270	U1205	U1141	C
	G1975	G1909	C1827	A1755	A1677	U1602	G	C1468	U1406	A1336	G1271	G1206	U1142	U
G2046	U1976	G1910	G1828	G1756	G1678	A1603	U	G1469	C1407	G1337	A1272	C1207	A1142A	U
U2047	A1977	U1911	A1829	U1757	U1679	C1604		C1470					A1143	U
G2048	A1978	A1912	C1830	G1758	G1680	C1605	A	A1471	C1408	G1338	U1273	C1208		
G2049	C1979	A1913	G1831	A1759	G1681	A1472	C	A1472	C1409	G1339	A1274	C1209		A
C2050	G1980	C1914	G1832	G1760	G1682	G1473	G	G1473	G1410	U1341	A1275	A1210	G1149	A
A2051	A1981	U1915	C1836	A1762	C1683	A1608	G	C1474	C1411	U1342	A1276	G1211	G1151	A
G2052	C1982	A1916	G1837	G1763	G1684	A1609	U	G1475	A1412	G1343	G1277	G1212	G1150	G
	G1983	U1917	C1838	G1764	C1685	A1610							G1151	A
	A1918	A1918	G1839	C1765	C1686	C1611	G	C1476		G1344	A1278	G1213	G1152	G
	G1919	C1920	C1843	G1772	U1688	G1612	A	G1478	G1417	G1345	G1279	A1214	G1153	U
G1989	G1989	G1921	C1844	A1773	A1689	G1613	C	G1479	G1418	G1346	G1281	G1216	G1154	G
G1990	U1991	C1922	G1845	C1774	C1691	A1614	A1544	G1480	A1419	G1347	U1282	C1217	A1155	C
A2062	G1992	C1923	G1846		C1692	C1615	G1546	U1481	U1420	G1348	G1283	C1218	A1156	G
C2063	U1993	C1924	A1847	U1777	U1692	A1616	C1547	G1482		A1349	A1284	G1219	G1157	U
C2064	U1993	C1925	A1848	U1778	U1693	A1617	C1548	G1484	G1423	U1352	G1285	A1220	C1158	A
C2065	G1998	U1926	G1849	U1779	C1694	G1619	G1549	G1485	G1424	A1286	C1221	C1221A	C1159	A
	C1999	A1927	U1851	A1780	G1695	G1620	C1550	A1486	G1426	A1354	C1222	G1161	C1161	A
		G1928	U1852		G1696			G1488	A1427	G1355	G1223			G
		G1935	A1853	A1783	G1697	C1625	A1554	U1488	C1428	G1356	C1291	C1224	G1164	C
		U1939	A1854	A1784	A1698	G1626	G1555	A1490	G1429	U1357	U1292	G1225	U1165	U
			G1855	A1785	G1699		C1556	G1491	C1430	G1358	C1293	A1226	C1166	U
			G1856	A1786	A1700	U1629	C1557	G1492	U1431	A1359	U1294	G1227	U1167	C
			G1857	A1787	A1701	G1630	A1558	C1493	C1432	G1361	C1295	G1228	G1168	C
			G1858	C1788	G1702	G1632	G1559	A1494	U1433	G1362	G1296	G1229	G1169	C
				A1789	G1703	A1632	G1560	A1495	A1434	C1363	C1297	C1230	G1170	U
				C1790	G1704	G1561		A1496	G1435	C1364	C1298	G1231	G1171	
				A1791	G1705	A1562		U1497	G1436	G1365	C1299	G1232	G1173	
				G1792	U1706	A1637		C1498	C1437	U1300	U1301	C1233	A1174	
				C1793		C1638	C1565		U1438	A1368	A1302	G1235	G1176	
				U1709	U1709	U1639	U1566	U1503	A1439	G1369			A1177	
				C1710	C1640	A1567		C1504	G1440	C1370	A1308	G1239	C1178	
				C1711	A1641	G1568		C1505	G1441		G1309	U1240	C1179	
				C1712	A1642	A1569		C1506	G1442	G1371	G1310	A1241	C1180	
				U1713	G1643	A1570		A1507	G1443	U1372			C1181	
				G1714		G1644		A1508	G1444					


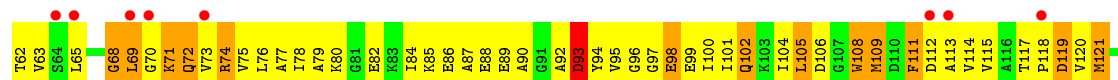
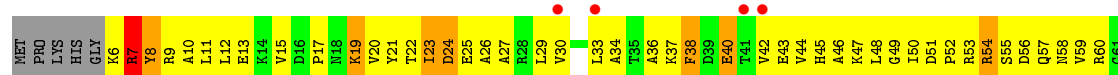




• Molecule 26: 5S ribosomal RNA



• Molecule 27: 50S ribosomal protein L1

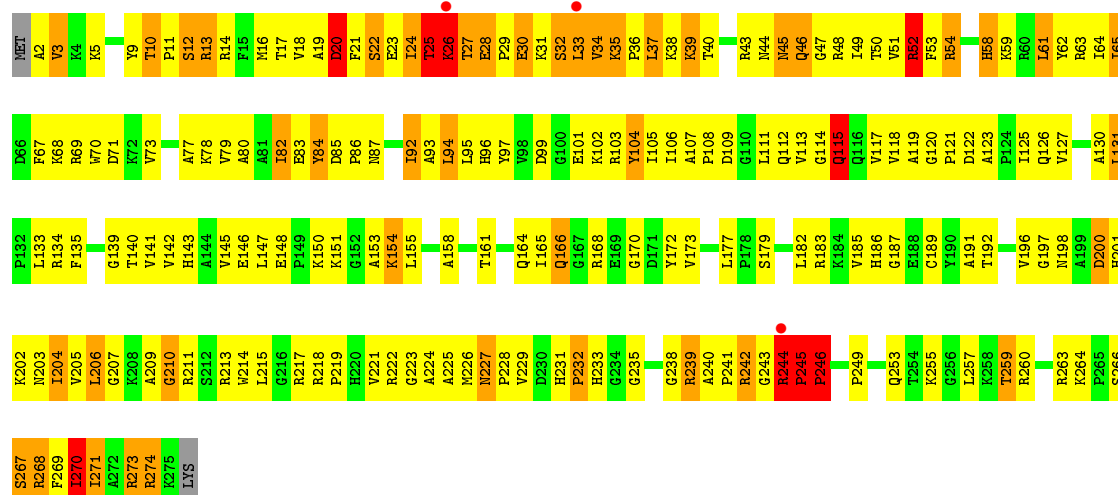


• Molecule 27: 50S ribosomal protein L1

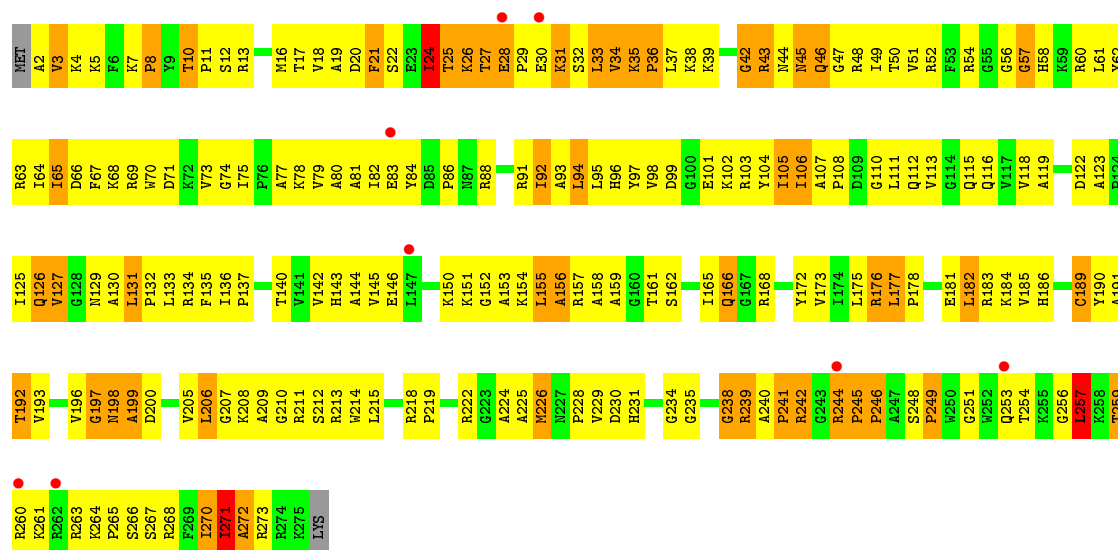


• Molecule 28: 50S ribosomal protein L2

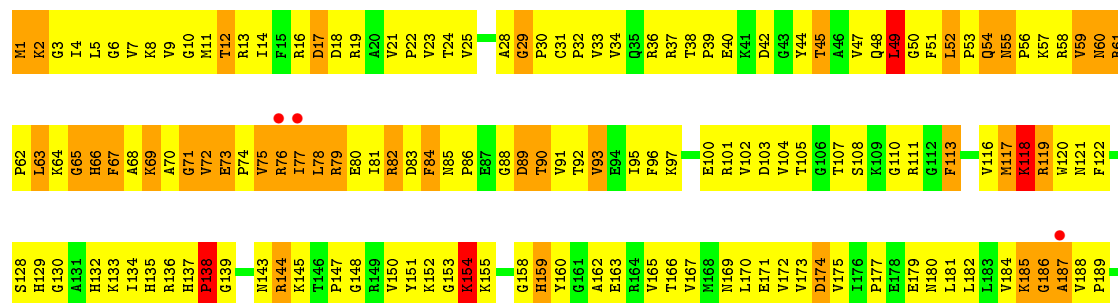




• Molecule 28: 50S ribosomal protein L2

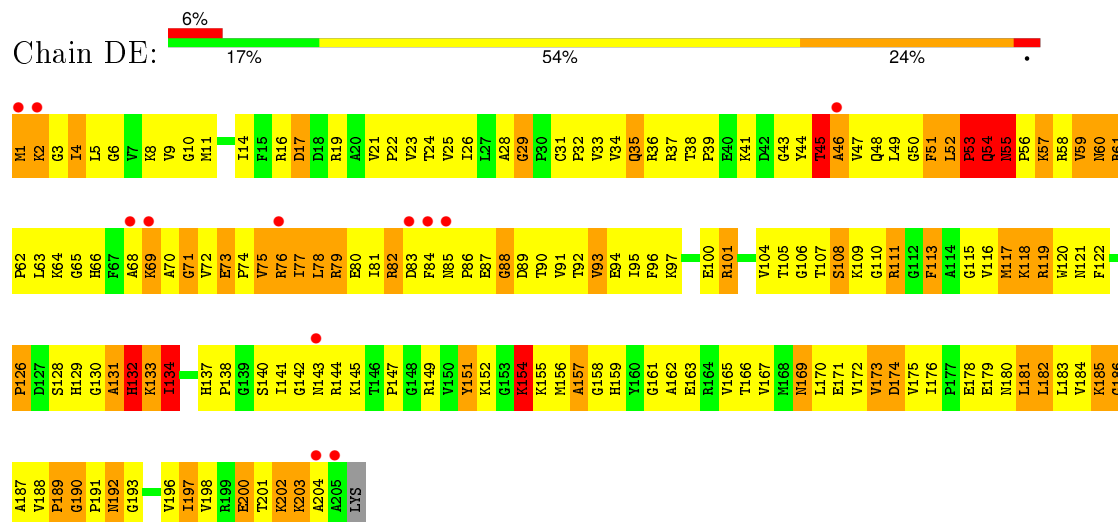


• Molecule 29: 50S ribosomal protein L3

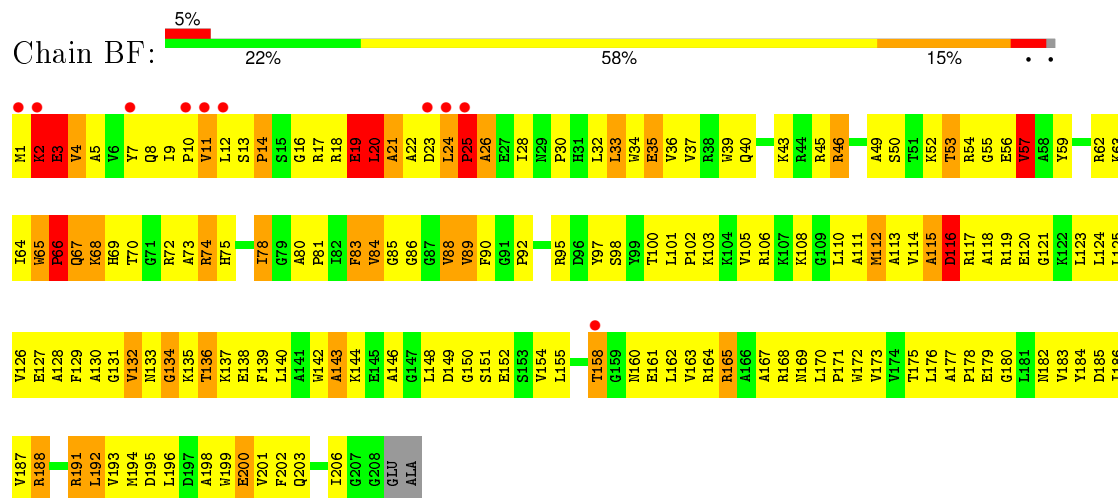




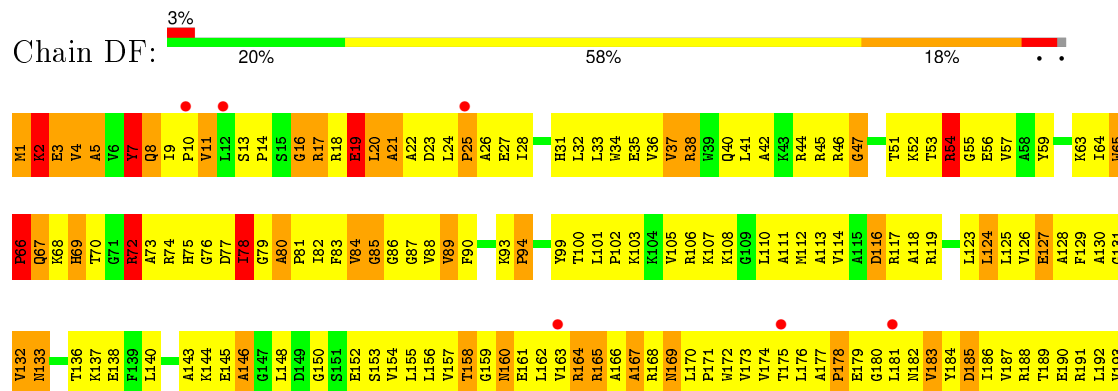
• Molecule 29: 50S ribosomal protein L3



• Molecule 30: 50S ribosomal protein L4

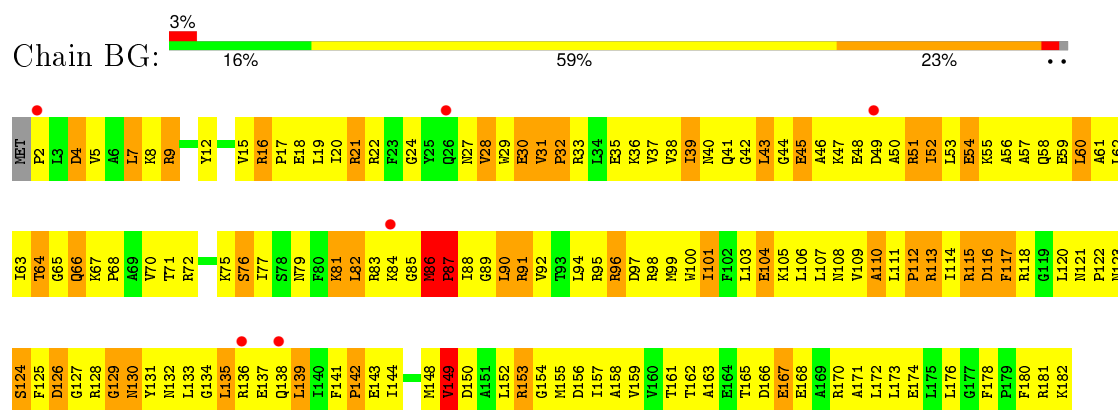


• Molecule 30: 50S ribosomal protein L4

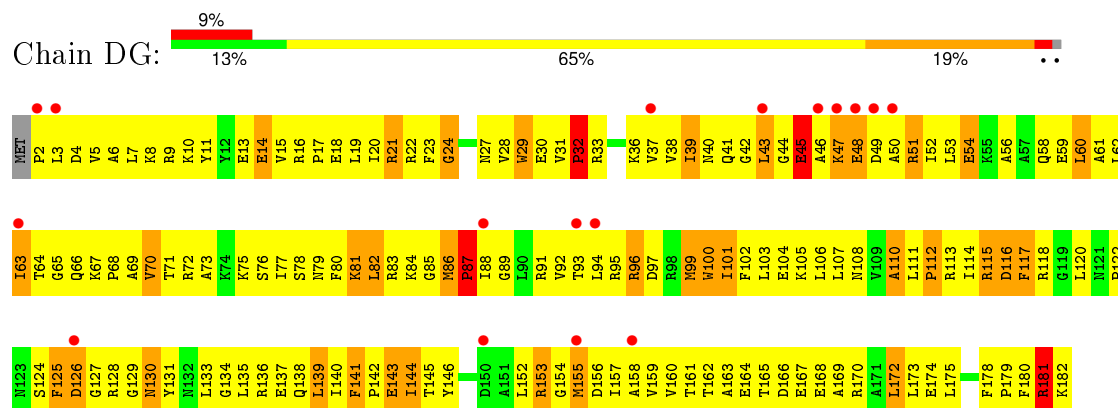




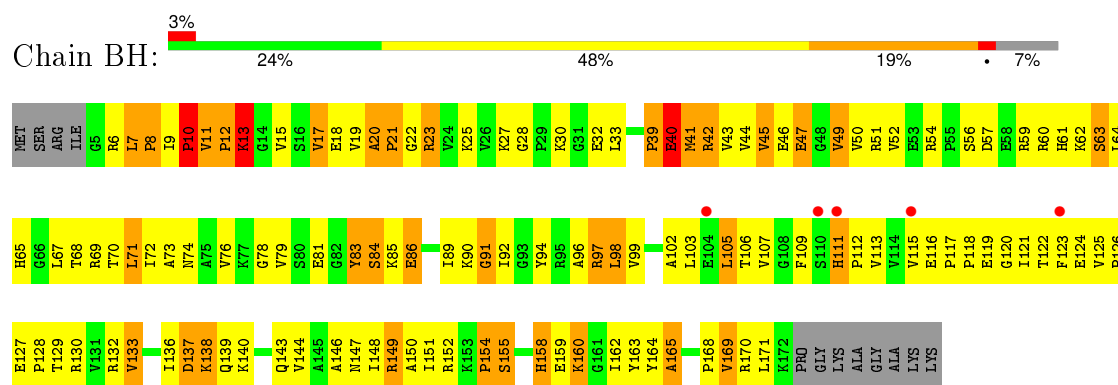
• Molecule 31: 50S ribosomal protein L5



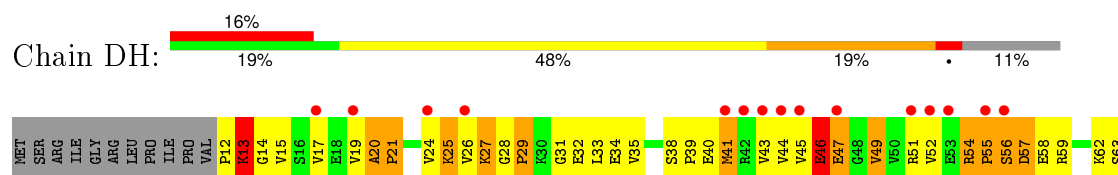
• Molecule 31: 50S ribosomal protein L5

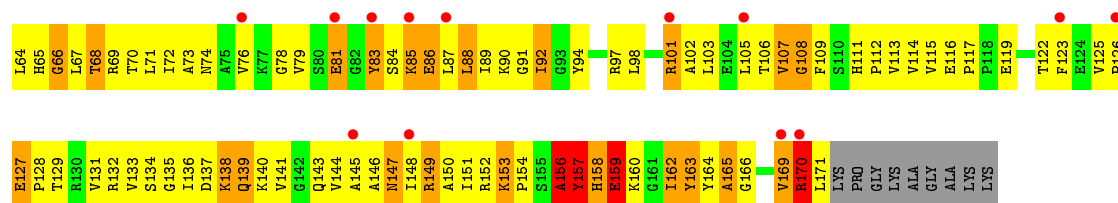


• Molecule 32: 50S ribosomal protein L6

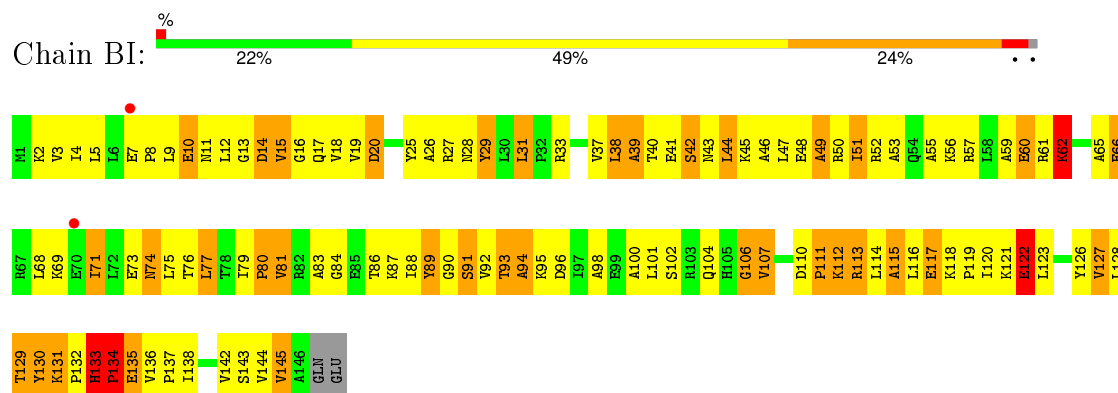


• Molecule 32: 50S ribosomal protein L6

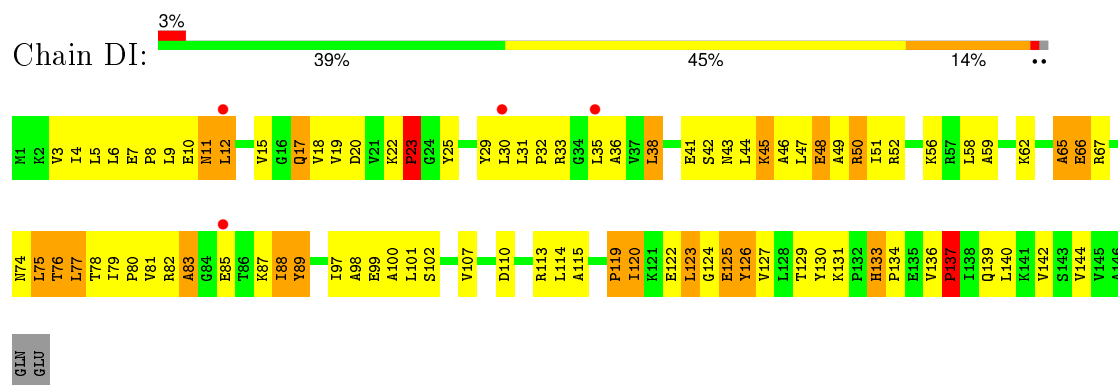




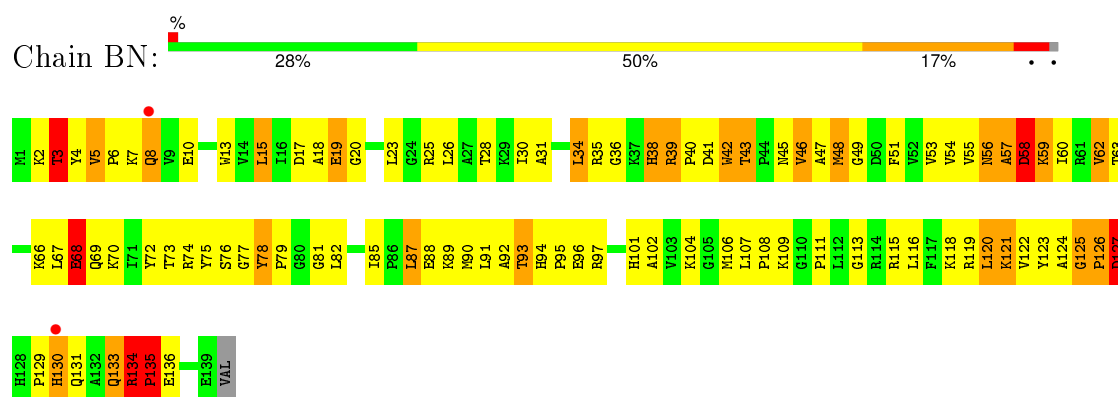
• Molecule 33: 50S ribosomal protein L9



• Molecule 33: 50S ribosomal protein L9

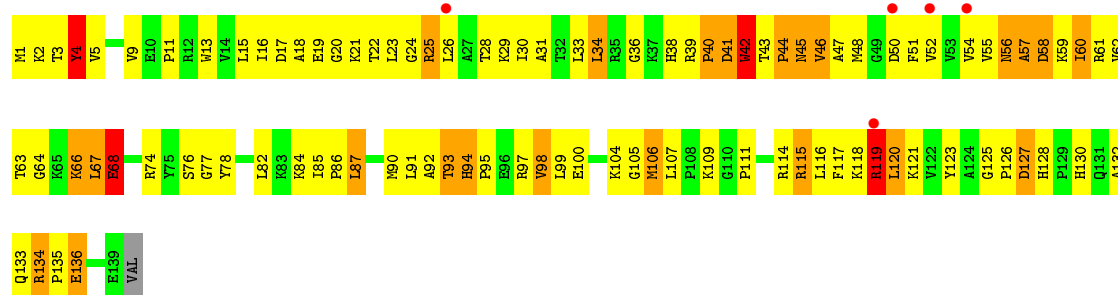


• Molecule 34: 50S ribosomal protein L13



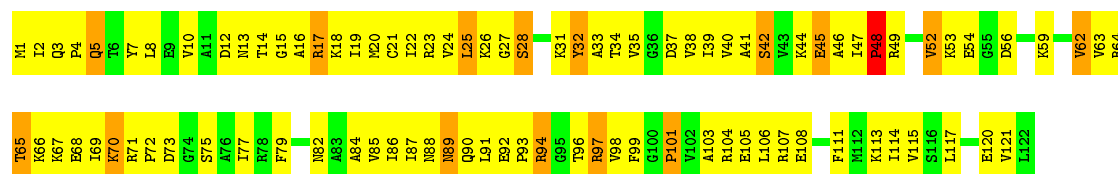
• Molecule 34: 50S ribosomal protein L13





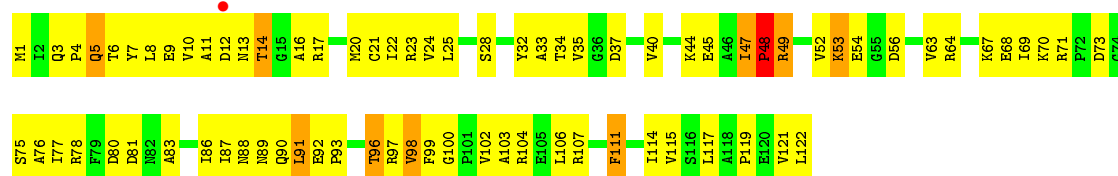
- Molecule 35: 50S ribosomal protein L14

Chain BO: 25% 62% 12% .



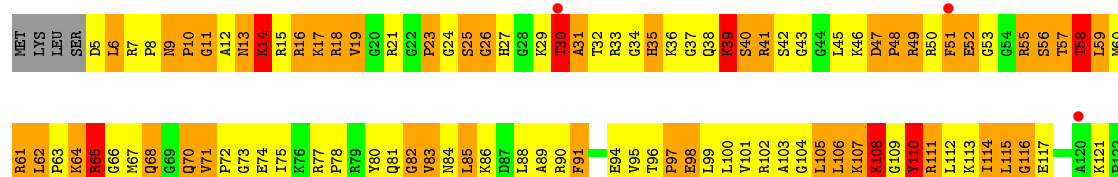
- Molecule 35: 50S ribosomal protein L14

Chain DO: 37% 55% 7% .



- Molecule 36: 50S ribosomal protein L15

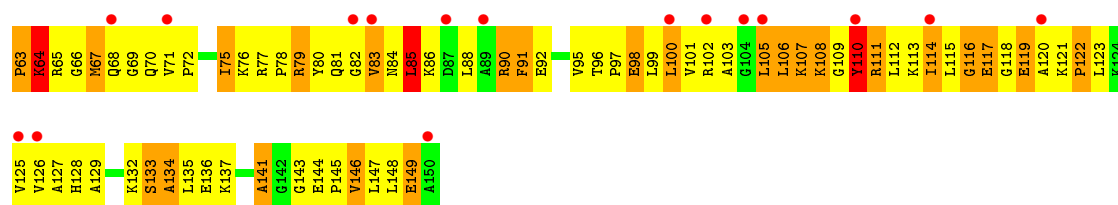
Chain BP: 3% 15% 45% 33% 5% .



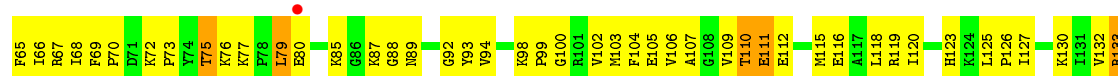
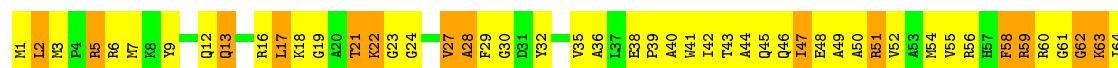
- Molecule 36: 50S ribosomal protein L15

Chain DP: 11% 16% 45% 31% 5% .

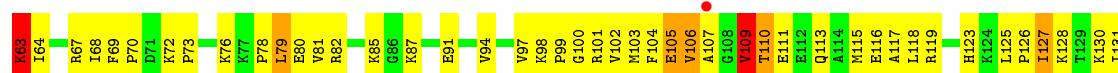
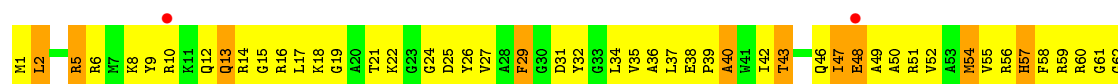





• Molecule 37: 50S ribosomal protein L16



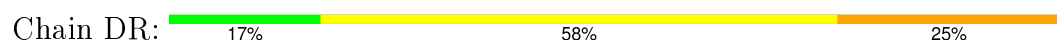
• Molecule 37: 50S ribosomal protein L16




• Molecule 38: 50S ribosomal protein L17

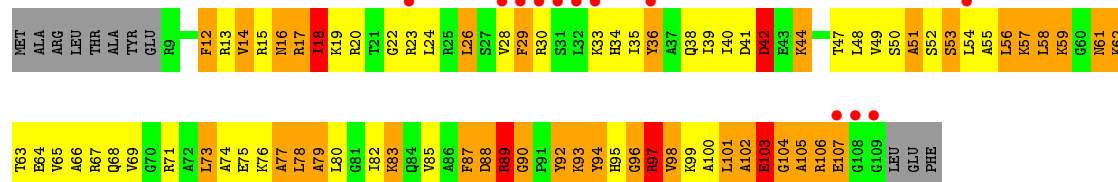
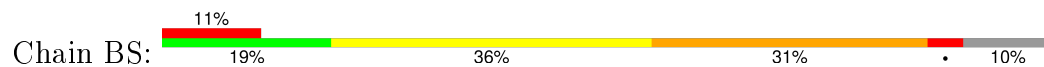


• Molecule 38: 50S ribosomal protein L17

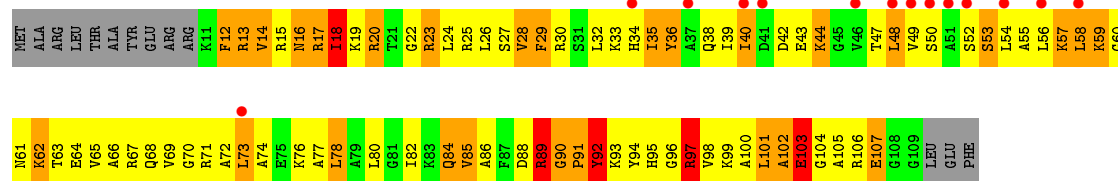
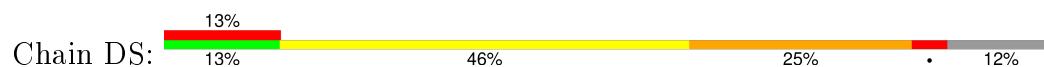




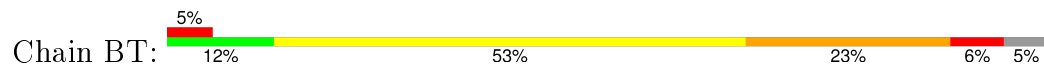
• Molecule 39: 50S ribosomal protein L18




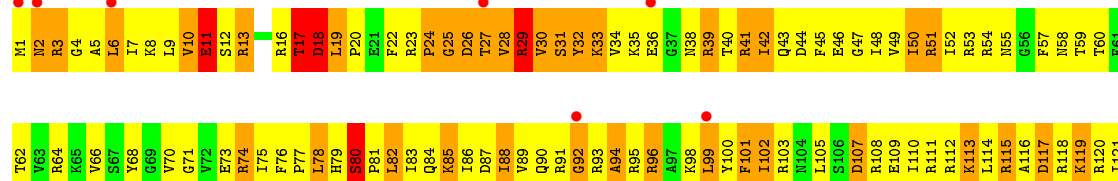
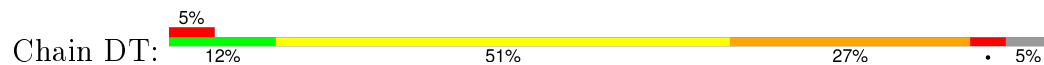
• Molecule 39: 50S ribosomal protein L18



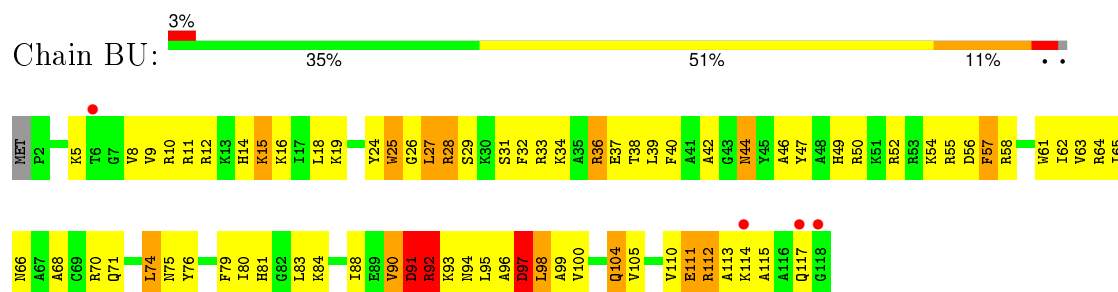
• Molecule 40: 50S ribosomal protein L19



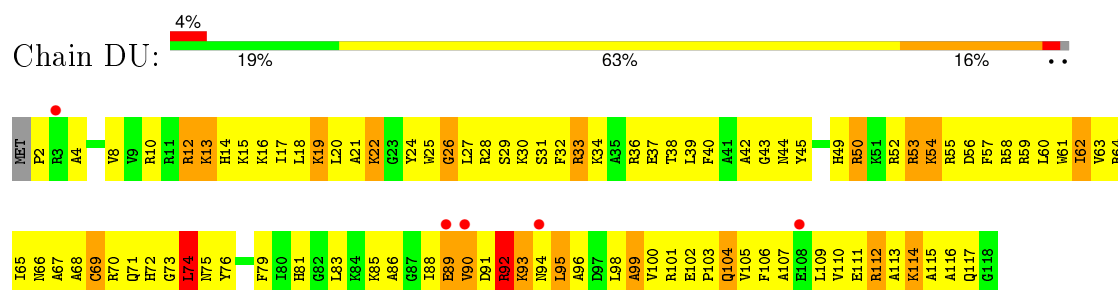
• Molecule 40: 50S ribosomal protein L19



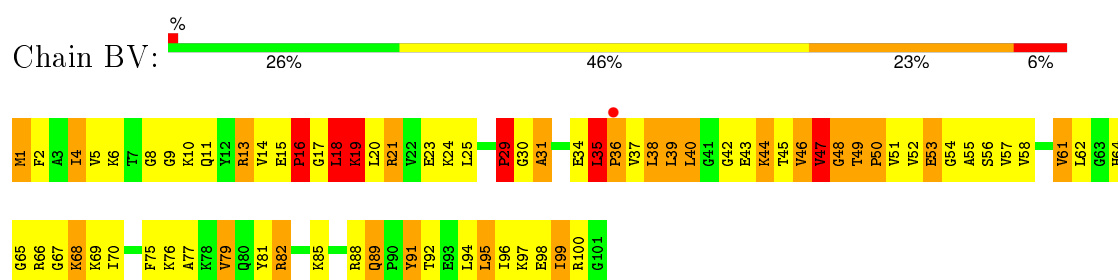
- Molecule 41: 50S ribosomal protein L20



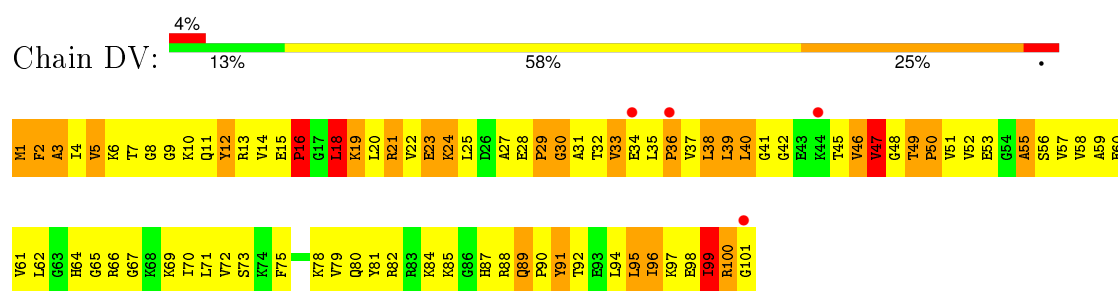
- Molecule 41: 50S ribosomal protein L20



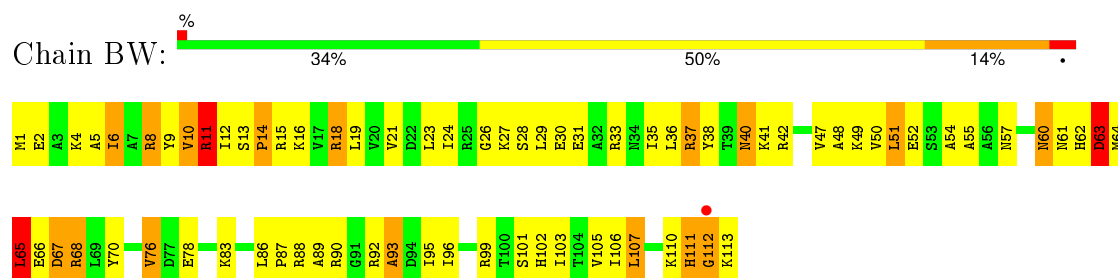
- Molecule 42: 50S ribosomal protein L21



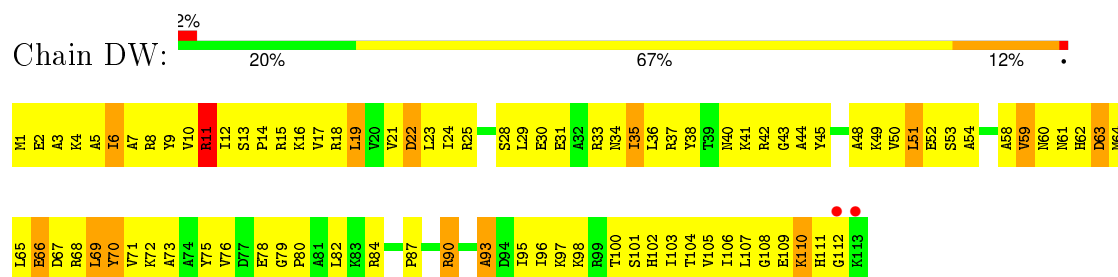
- Molecule 42: 50S ribosomal protein L21



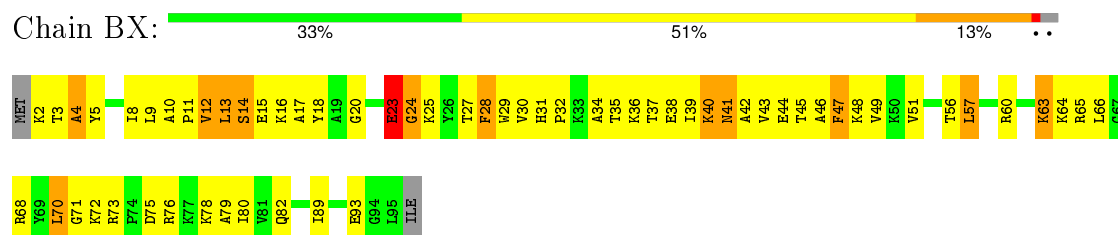
- Molecule 43: 50S ribosomal protein L22



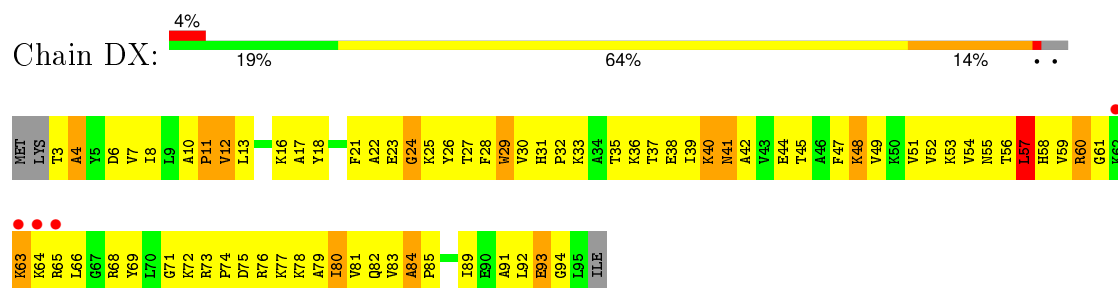
- Molecule 43: 50S ribosomal protein L22



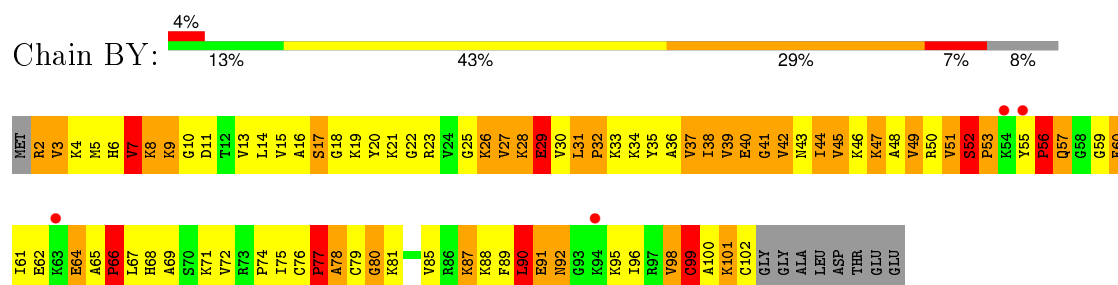
- Molecule 44: 50S ribosomal protein L23



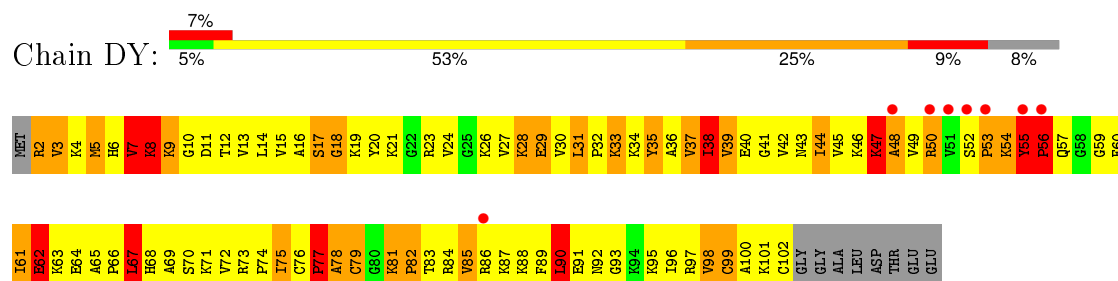
- Molecule 44: 50S ribosomal protein L23



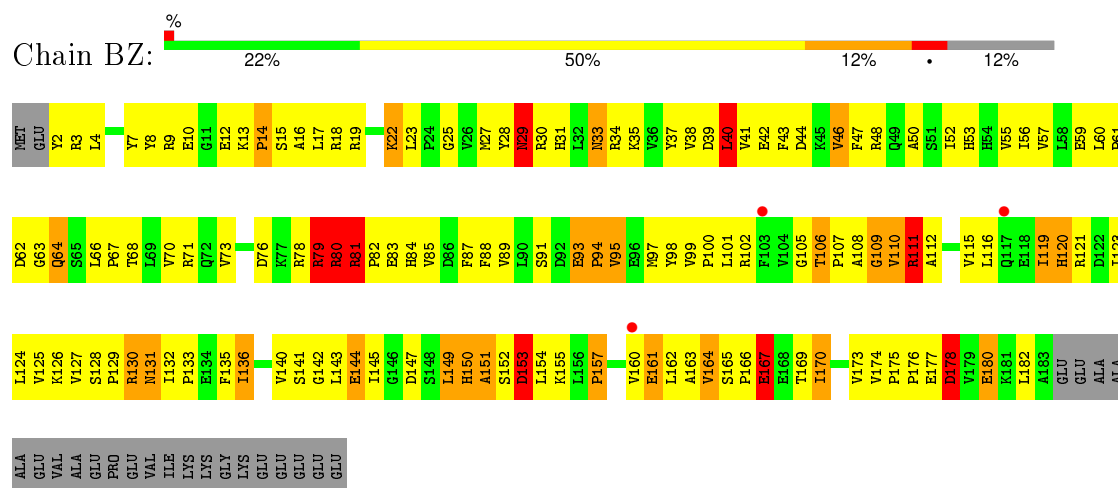
- Molecule 45: 50S ribosomal protein L24



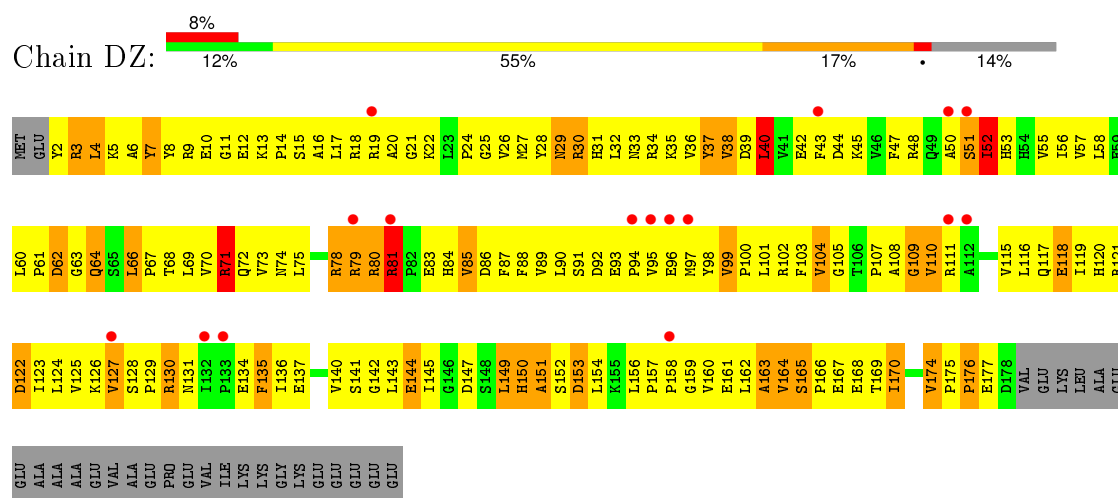
- Molecule 45: 50S ribosomal protein L24



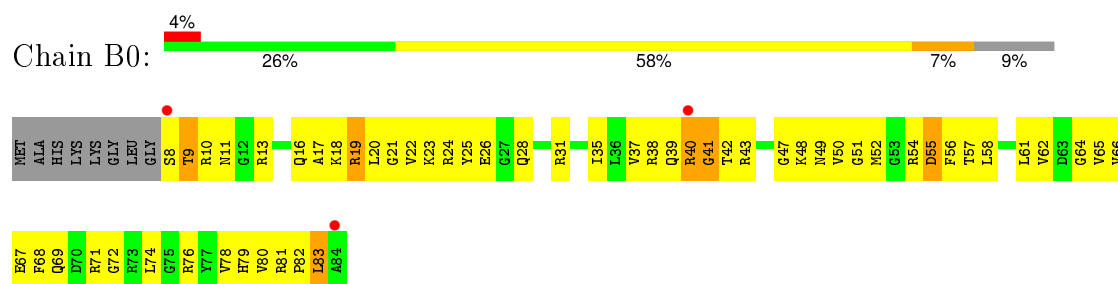
• Molecule 46: 50S ribosomal protein L25



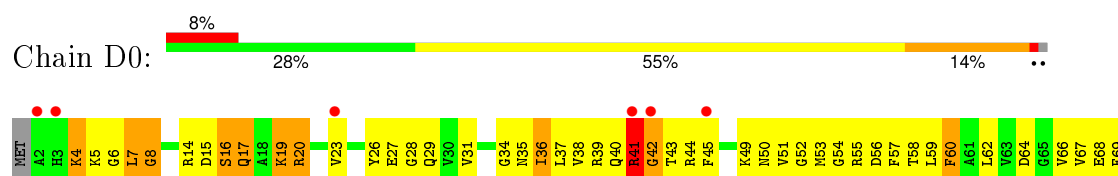
• Molecule 46: 50S ribosomal protein L25



• Molecule 47: 50S ribosomal protein L27




• Molecule 47: 50S ribosomal protein L27





- Molecule 48: 50S ribosomal protein L28

Chain B1: 20% 54% 22% ..




- Molecule 48: 50S ribosomal protein L28

Chain D1: 6% 28% 53% 15% .



- Molecule 49: 50S ribosomal protein L29

Chain B2: 31% 53% 13% ..



- Molecule 49: 50S ribosomal protein L29

Chain D2: 4% 14% 63% 19% ..

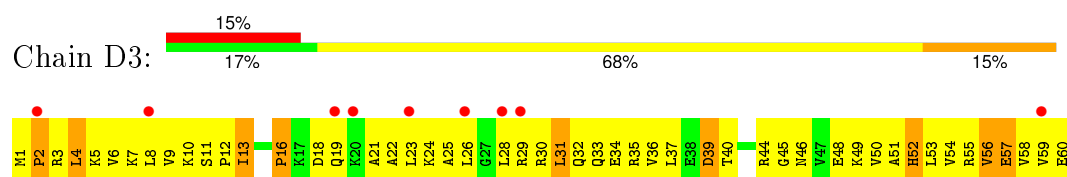


- Molecule 50: 50S ribosomal protein L30

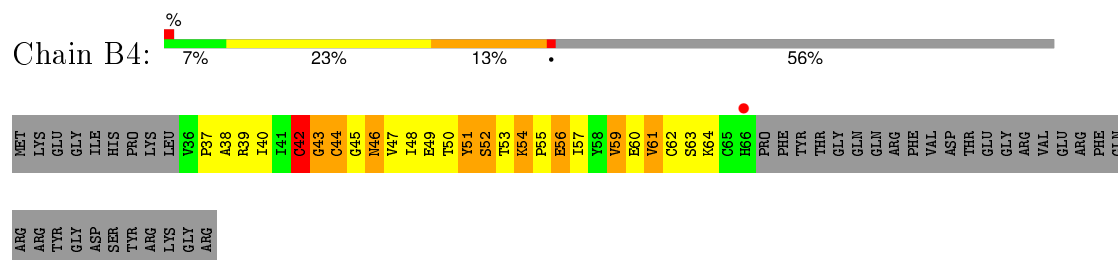
Chain B3: 5% 37% 53% 8% .



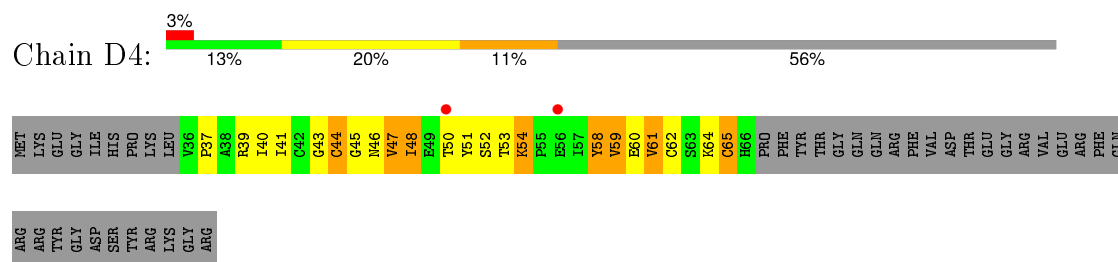
- Molecule 50: 50S ribosomal protein L30



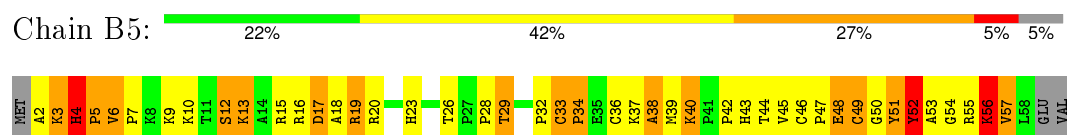
- Molecule 51: 50S ribosomal protein L31



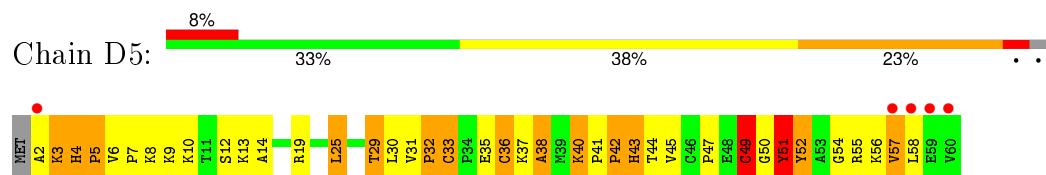
- Molecule 51: 50S ribosomal protein L31



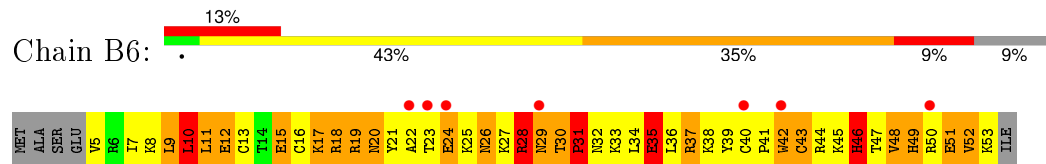
- Molecule 52: 50S ribosomal protein L32



- Molecule 52: 50S ribosomal protein L32

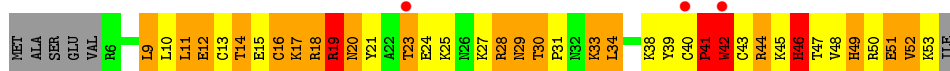


- Molecule 53: 50S ribosomal protein L33



- Molecule 53: 50S ribosomal protein L33






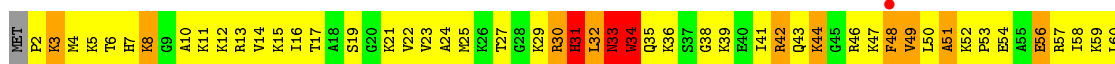
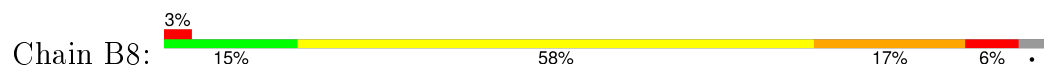
- Molecule 54: 50S ribosomal protein L34



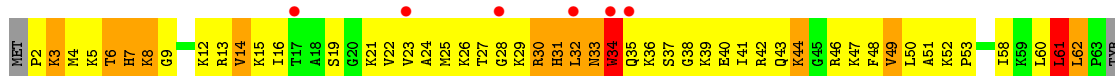
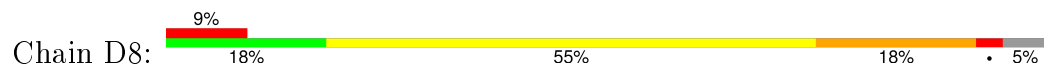
- Molecule 54: 50S ribosomal protein L34



- Molecule 55: 50S ribosomal protein L35



- Molecule 55: 50S ribosomal protein L35



- Molecule 56: 50S ribosomal protein L36



- Molecule 56: 50S ribosomal protein L36





4 Data and refinement statistics

Property	Value	Source
Space group	P 21 21 21	Depositor
Cell constants a, b, c, α , β , γ	209.53Å 447.03Å 622.75Å 90.00° 90.00° 90.00°	Depositor
Resolution (Å)	(Not available) – 3.10 49.65 – 3.10	Depositor EDS
% Data completeness (in resolution range)	(Not available) ((Not available)-3.10) 94.7 (49.65-3.10)	Depositor EDS
R_{merge}	0.26	Depositor
R_{sym}	(Not available)	Depositor
$\langle I/\sigma(I) \rangle$ ¹	1.10 (at 3.12Å)	Xtriage
Refinement program	CNS	Depositor
R, R_{free}	0.252 , 0.302 0.262 , 0.259	Depositor DCC
R_{free} test set	49631 reflections (5.28%)	DCC
Wilson B-factor (Å ²)	72.6	Xtriage
Anisotropy	0.174	Xtriage
Bulk solvent k_{sol} (e/Å ³), B_{sol} (Å ²)	0.25 , 56.8	EDS
Estimated twinning fraction	No twinning to report.	Xtriage
L-test for twinning ²	$\langle L \rangle = 0.42$, $\langle L^2 \rangle = 0.25$	Xtriage
Outliers	0 of 989777 reflections	Xtriage
F_o, F_c correlation	0.88	EDS
Total number of atoms	290405	wwPDB-VP
Average B, all atoms (Å ²)	65.0	wwPDB-VP

Xtriage's analysis on translational NCS is as follows: *The largest off-origin peak in the Patterson function is 1.57% of the height of the origin peak. No significant pseudotranslation is detected.*

¹Intensities estimated from amplitudes.

²Theoretical values of $\langle |L| \rangle$, $\langle L^2 \rangle$ for acentric reflections are 0.5, 0.375 respectively for untwinned datasets, and 0.333, 0.2 for perfectly twinned datasets.

5 Model quality ⓘ

5.1 Standard geometry ⓘ

Bond lengths and bond angles in the following residue types are not validated in this section: ZN, MG

The Z score for a bond length (or angle) is the number of standard deviations the observed value is removed from the expected value. A bond length (or angle) with $|Z| > 5$ is considered an outlier worth inspection. RMSZ is the root-mean-square of all Z scores of the bond lengths (or angles).

Mol	Chain	Bond lengths		Bond angles	
		RMSZ	# $ Z > 5$	RMSZ	# $ Z > 5$
1	AA	0.82	6/35982 (0.0%)	0.78	24/56156 (0.0%)
1	CA	0.47	0/36193	0.72	9/56490 (0.0%)
2	AB	0.41	0/1936	0.69	0/2611
2	CB	0.43	0/1936	0.73	1/2611 (0.0%)
3	AC	0.41	0/1637	0.66	0/2207
3	CC	0.40	0/1637	0.66	0/2207
4	AD	0.41	0/1733	0.69	0/2318
4	CD	0.42	0/1733	0.72	1/2318 (0.0%)
5	AE	0.42	0/1163	0.68	0/1566
5	CE	0.40	0/1163	0.69	0/1566
6	AF	0.44	0/856	0.71	0/1154
6	CF	0.40	0/856	0.70	0/1154
7	AG	0.42	0/1276	0.67	0/1709
7	CG	0.42	0/1276	0.67	0/1709
8	AH	0.41	0/1136	0.72	0/1527
8	CH	0.39	0/1136	0.67	0/1527
9	AI	0.46	0/1022	0.69	0/1369
9	CI	0.43	0/1022	0.70	0/1369
10	AJ	0.43	0/808	0.71	0/1087
10	CJ	0.45	0/808	0.72	0/1087
11	AK	0.41	0/900	0.72	1/1213 (0.1%)
11	CK	0.39	0/900	0.67	0/1213
12	AL	0.41	0/987	0.78	0/1322
12	CL	0.41	0/987	0.77	1/1322 (0.1%)
13	AM	0.41	0/957	0.78	1/1283 (0.1%)
13	CM	0.39	0/957	0.76	1/1283 (0.1%)
14	AN	0.43	0/501	0.69	0/664
14	CN	0.45	0/501	0.66	0/664
15	AO	0.42	0/745	0.66	0/992
15	CO	0.39	0/745	0.67	1/992 (0.1%)
16	AP	0.42	0/717	0.71	1/965 (0.1%)
16	CP	0.42	0/717	0.73	1/965 (0.1%)

Mol	Chain	Bond lengths		Bond angles	
		RMSZ	# Z >5	RMSZ	# Z >5
17	AQ	0.44	0/837	0.67	0/1119
17	CQ	0.40	0/837	0.70	0/1119
18	AR	0.40	0/579	0.73	0/768
18	CR	0.45	0/579	0.75	0/768
19	AS	0.42	0/625	0.74	0/844
19	CS	0.45	0/632	0.76	0/853
20	AT	0.37	0/765	0.74	0/1007
20	CT	0.38	0/765	0.73	0/1007
21	AU	0.52	0/213	0.58	0/279
21	CU	0.48	0/213	0.61	0/279
22	AV	0.47	0/1393	0.68	0/1883
22	CV	0.46	0/1393	0.67	0/1883
23	AW	0.61	3/1836 (0.2%)	0.90	6/2859 (0.2%)
23	CW	0.50	1/1836 (0.1%)	0.72	1/2859 (0.0%)
24	AX	0.99	1/123 (0.8%)	0.68	0/188
24	CX	0.89	1/123 (0.8%)	0.67	0/188
25	BA	0.68	8/66745 (0.0%)	0.78	54/104189 (0.1%)
25	DA	0.56	10/66983 (0.0%)	0.76	54/104560 (0.1%)
26	BB	0.50	0/2853	0.79	3/4451 (0.1%)
26	DB	0.47	0/2853	0.72	2/4451 (0.0%)
27	BC	0.41	0/1732	0.69	0/2335
27	DC	0.87	1/1668 (0.1%)	0.65	0/2251
28	BD	0.56	0/2177	0.88	4/2935 (0.1%)
28	DD	0.48	0/2165	0.83	0/2921
29	BE	0.52	0/1597	0.84	2/2155 (0.1%)
29	DE	0.49	0/1597	0.84	1/2155 (0.0%)
30	BF	0.54	0/1659	0.82	1/2246 (0.0%)
30	DF	0.44	0/1659	0.74	0/2246
31	BG	0.45	0/1499	0.75	1/2016 (0.0%)
31	DG	0.43	0/1499	0.77	2/2016 (0.1%)
32	BH	0.55	0/1254	0.83	0/1703
32	DH	0.43	0/1246	0.75	2/1684 (0.1%)
33	BI	0.41	0/1056	0.75	0/1443
33	DI	0.37	0/881	0.73	0/1219
34	BN	0.52	0/1132	0.82	2/1527 (0.1%)
34	DN	0.41	0/1132	0.75	0/1527
35	BO	0.52	0/943	0.79	0/1269
35	DO	0.47	0/943	0.72	0/1269
36	BP	0.54	0/1131	1.08	7/1504 (0.5%)
36	DP	0.45	0/1095	0.90	4/1460 (0.3%)
37	BQ	0.46	0/1120	0.70	0/1498
37	DQ	0.45	0/1143	0.71	0/1527
38	BR	0.49	0/936	0.80	1/1256 (0.1%)

Mol	Chain	Bond lengths		Bond angles	
		RMSZ	# Z >5	RMSZ	# Z >5
38	DR	0.42	0/974	0.78	0/1302
39	BS	0.47	0/785	0.85	2/1048 (0.2%)
39	DS	0.47	0/779	0.83	1/1038 (0.1%)
40	BT	0.49	0/1156	0.87	3/1544 (0.2%)
40	DT	0.46	0/1156	0.85	1/1544 (0.1%)
41	BU	0.53	0/975	0.79	0/1297
41	DU	0.42	0/975	0.71	0/1297
42	BV	0.54	0/790	0.88	0/1057
42	DV	0.42	0/790	0.77	0/1057
43	BW	0.52	0/907	0.77	0/1216
43	DW	0.42	0/907	0.71	0/1216
44	BX	0.56	0/749	0.81	1/1006 (0.1%)
44	DX	0.47	0/740	0.72	0/995
45	BY	0.58	0/770	0.93	1/1031 (0.1%)
45	DY	0.49	0/789	0.88	1/1053 (0.1%)
46	BZ	0.44	0/1470	0.72	1/1998 (0.1%)
46	DZ	0.42	0/1436	0.70	0/1951
47	B0	0.54	0/621	0.76	0/827
47	D0	0.45	0/671	0.68	0/892
48	B1	0.51	0/764	0.78	0/1014
48	D1	0.41	0/739	0.72	0/983
49	B2	0.45	0/600	0.69	0/793
49	D2	0.42	0/600	0.69	0/793
50	B3	0.47	0/465	0.73	0/625
50	D3	0.36	0/473	0.70	0/636
51	B4	0.57	0/229	0.83	0/311
51	D4	0.46	0/229	0.73	0/311
52	B5	0.58	0/449	0.86	0/608
52	D5	0.51	0/473	0.73	0/639
53	B6	0.68	1/408 (0.2%)	0.95	2/548 (0.4%)
53	D6	0.47	0/328	0.96	1/450 (0.2%)
54	B7	0.59	0/427	0.83	1/563 (0.2%)
54	D7	0.47	0/427	0.74	0/563
55	B8	0.55	0/503	0.94	3/663 (0.5%)
55	D8	0.49	0/473	0.82	0/626
56	B9	0.49	0/297	0.74	0/391
56	D9	0.43	0/302	0.70	0/397
All	All	0.59	32/313996 (0.0%)	0.76	207/468619 (0.0%)

Chiral center outliers are detected by calculating the chiral volume of a chiral center and verifying if the center is modelled as a planar moiety or with the opposite hand. A planarity outlier is detected by checking planarity of atoms in a peptide group, atoms in a mainchain group or atoms of a sidechain that are expected to be planar.

Mol	Chain	#Chirality outliers	#Planarity outliers
1	AA	0	38
1	CA	0	17
23	AW	0	2
23	CW	0	2
25	BA	3	106
25	DA	1	76
26	BB	0	2
26	DB	0	1
28	BD	0	1
52	B5	0	1
52	D5	0	1
All	All	4	247

All (32) bond length outliers are listed below:

Mol	Chain	Res	Type	Atoms	Z	Observed(Å)	Ideal(Å)
1	AA	1223	C	C4'-C3'	85.69	2.47	1.53
1	AA	1223	C	C3'-C2'	69.16	2.29	1.52
1	AA	1223	C	C3'-O3'	-41.26	0.84	1.42
27	DC	180	SER	CB-OG	31.26	1.82	1.42
1	AA	1223	C	N3-C4	27.30	1.53	1.33
1	AA	1223	C	C2-N3	-25.68	1.15	1.35
1	AA	1222	G	O3'-P	15.61	1.79	1.61
25	DA	550	G	C6-O6	12.22	1.35	1.24
25	BA	1106	G	C6-O6	11.44	1.34	1.24
23	AW	17	C	C4-N4	-11.37	1.23	1.33
25	DA	551	G	C6-O6	10.85	1.33	1.24
25	DA	1106	G	C6-O6	10.76	1.33	1.24
24	AX	1	A	OP3-P	-7.27	1.52	1.61
25	DA	652	C	N1-C2	7.19	1.47	1.40
23	AW	1	C	OP3-P	-7.10	1.52	1.61
23	CW	1	C	OP3-P	-7.09	1.52	1.61
25	BA	272(J)	C	N1-C2	7.08	1.47	1.40
24	CX	1	A	OP3-P	-7.05	1.52	1.61
25	DA	277	C	N1-C2	6.82	1.47	1.40
25	DA	1106	G	C2-N2	6.42	1.41	1.34
25	BA	1106	G	C2-N2	6.23	1.40	1.34
23	AW	17	C	N3-C4	6.04	1.38	1.33
25	DA	158	U	N1-C2	5.98	1.44	1.38
25	DA	652	C	C2-O2	5.53	1.29	1.24
25	BA	655	A	C5-C6	5.51	1.46	1.41
25	BA	1106	G	C6-N1	-5.44	1.35	1.39
25	DA	1106	G	C6-N1	-5.43	1.35	1.39

Continued on next page...

Continued from previous page...

Mol	Chain	Res	Type	Atoms	Z	Observed(Å)	Ideal(Å)
25	BA	783	A	C5-C6	-5.40	1.36	1.41
53	B6	42	TRP	CB-CG	5.14	1.59	1.50
25	BA	277	C	N1-C2	5.12	1.45	1.40
25	BA	655	A	N3-C4	5.04	1.37	1.34
25	DA	277	C	C4-C5	5.01	1.47	1.43

All (207) bond angle outliers are listed below:

Mol	Chain	Res	Type	Atoms	Z	Observed(°)	Ideal(°)
1	AA	1223	C	C4'-C3'-C2'	-42.89	59.71	102.60
1	AA	1223	C	C3'-C2'-C1'	32.11	127.19	101.50
1	AA	1223	C	P-O3'-C3'	-30.31	83.33	119.70
1	AA	1223	C	O4'-C4'-C3'	20.77	124.77	104.00
1	AA	1223	C	N3-C4-C5	-18.18	114.63	121.90
23	AW	17	C	N3-C4-C5	-17.93	114.73	121.90
1	AA	1223	C	C4'-C3'-O3'	-15.78	76.27	109.40
23	AW	17	C	C2-N3-C4	14.39	127.10	119.90
25	DA	551	G	C5-C6-N1	13.00	118.00	111.50
25	DA	550	G	C5-C6-N1	12.55	117.78	111.50
25	DA	1106	G	C5-C6-N1	12.48	117.74	111.50
25	BA	1106	G	C5-C6-N1	12.14	117.57	111.50
25	BA	1992	G	C2'-C3'-O3'	11.20	134.13	109.50
25	DA	551	G	C6-N1-C2	-11.09	118.44	125.10
25	BA	1106	G	C6-N1-C2	-10.91	118.55	125.10
25	DA	1106	G	C6-N1-C2	-10.79	118.62	125.10
25	DA	550	G	C6-N1-C2	-10.75	118.65	125.10
25	DA	1992	G	C2'-C3'-O3'	10.65	132.93	109.50
25	DA	1698	A	N9-C1'-C2'	9.73	126.64	114.00
25	BA	454	A	C2'-C3'-O3'	9.48	130.35	109.50
25	DA	550	G	C5-C6-O6	-9.33	123.00	128.60
25	BA	1106	G	N1-C2-N3	9.26	129.45	123.90
25	DA	551	G	C5-C6-O6	-9.07	123.16	128.60
1	AA	1223	C	N3-C4-N4	8.90	124.23	118.00
25	DA	1385	G	C2'-C3'-O3'	8.85	128.98	109.50
25	DA	1106	G	N1-C2-N3	8.83	129.20	123.90
1	AA	1223	C	C2'-C3'-O3'	-8.81	90.11	109.50
25	DA	550	G	N1-C2-N3	8.75	129.15	123.90
25	DA	551	G	N1-C2-N3	8.68	129.10	123.90
25	DA	1799	G	C2'-C3'-O3'	8.66	128.55	109.50
25	DA	1106	G	C5-C6-O6	-8.63	123.42	128.60
1	AA	575	G	C2'-C3'-O3'	8.44	128.06	109.50
25	BA	775	G	C2'-C3'-O3'	8.43	128.04	109.50

Continued on next page...

Continued from previous page...

Mol	Chain	Res	Type	Atoms	Z	Observed(°)	Ideal(°)
23	AW	17	C	C5-C4-N4	8.35	126.05	120.20
1	AA	913	A	C2'-C3'-O3'	8.24	127.64	109.50
25	BA	1653	G	C2'-C3'-O3'	8.18	127.49	109.50
25	BA	1396	U	N1-C1'-C2'	7.98	124.38	114.00
25	DA	1653	G	C2'-C3'-O3'	7.94	126.98	109.50
25	BA	1786	A	N9-C1'-C2'	7.91	124.28	114.00
25	BA	1106	G	C5-C6-O6	-7.89	123.87	128.60
36	BP	53	GLY	N-CA-C	-7.77	93.68	113.10
25	BA	479	A	C2'-C3'-O3'	7.75	126.54	109.50
36	BP	41	ARG	N-CA-C	-7.63	90.40	111.00
25	DA	1112	G	N9-C1'-C2'	-7.60	103.64	112.00
25	BA	1799	G	C2'-C3'-O3'	7.60	126.22	109.50
36	BP	52	GLU	N-CA-C	7.57	131.44	111.00
36	BP	58	THR	N-CA-C	-7.55	90.61	111.00
25	DA	1758	G	C2'-C3'-O3'	7.43	125.85	109.50
1	AA	1223	C	C5'-C4'-C3'	-7.42	104.13	116.00
25	BA	1427	A	C2'-C3'-O3'	7.30	125.56	109.50
55	B8	49	VAL	N-CA-C	-7.24	91.46	111.00
25	BA	2753	A	N9-C1'-C2'	-7.09	104.20	112.00
1	CA	274	A	C2'-C3'-O3'	6.93	124.79	113.70
1	AA	1222	G	O3'-P-O5'	-6.93	90.84	104.00
25	BA	627	A	C2'-C3'-O3'	6.90	124.74	113.70
25	BA	1616	A	N9-C1'-C2'	6.88	122.94	114.00
25	BA	48	G	C5'-C4'-C3'	-6.85	105.04	116.00
25	BA	673	C	C5'-C4'-C3'	-6.85	105.04	116.00
25	BA	740	U	C5'-C4'-O4'	-6.84	100.89	109.10
55	B8	32	LEU	CA-CB-CG	6.79	130.92	115.30
25	DA	1493	C	N1-C1'-C2'	6.74	122.77	114.00
23	AW	17	C	N1-C2-O2	6.72	122.93	118.90
25	BA	1616	A	O4'-C1'-N9	6.71	113.57	108.20
28	BD	210	GLY	N-CA-C	-6.71	96.33	113.10
25	DA	2346	A	N9-C1'-C2'	6.68	122.69	114.00
25	BA	1106	G	N3-C2-N2	-6.67	115.23	119.90
25	DA	1786	A	N9-C1'-C2'	6.66	122.65	114.00
25	DA	550	G	N3-C2-N2	-6.62	115.27	119.90
39	BS	16	ASN	N-CA-C	-6.59	93.22	111.00
1	CA	839	U	N1-C1'-C2'	6.56	122.53	114.00
25	DA	1106	G	N3-C2-N2	-6.54	115.32	119.90
1	AA	760	G	N9-C1'-C2'	-6.53	104.82	112.00
1	CA	1456	G	N9-C1'-C2'	6.52	122.48	114.00
25	BA	603	A	C2'-C3'-O3'	6.49	124.09	113.70
25	DA	790	C	C2'-C3'-O3'	6.49	124.08	113.70

Continued on next page...

Continued from previous page...

Mol	Chain	Res	Type	Atoms	Z	Observed(°)	Ideal(°)
25	BA	1992	G	O4'-C1'-N9	-6.44	103.05	108.20
25	DA	551	G	N3-C2-N2	-6.42	115.40	119.90
36	DP	53	GLY	N-CA-C	-6.38	97.14	113.10
1	AA	1066	C	N1-C1'-C2'	-6.37	104.99	112.00
25	BA	506	G	C2'-C3'-O3'	6.35	123.87	113.70
25	BA	1495	A	N9-C1'-C2'	6.30	122.19	114.00
25	BA	1698	A	O4'-C1'-N9	6.30	113.24	108.20
2	CB	135	GLN	N-CA-C	-6.28	94.05	111.00
31	DG	54	GLU	N-CA-C	-6.26	94.09	111.00
1	AA	328	C	N1-C1'-C2'	6.25	122.12	114.00
25	BA	945	A	C2'-C3'-O3'	6.24	123.69	113.70
36	DP	52	GLU	N-CA-C	6.18	127.70	111.00
1	AA	5	U	O5'-P-OP1	6.17	118.10	110.70
25	BA	1559	G	N9-C1'-C2'	6.16	122.01	114.00
25	DA	973	A	C2'-C3'-O3'	6.13	123.50	113.70
1	CA	652	U	N1-C1'-C2'	6.11	121.94	114.00
23	AW	17	C	N1-C2-N3	-6.11	114.93	119.20
25	BA	2750	A	C2'-C3'-O3'	6.10	123.45	113.70
1	AA	47	C	N1-C1'-C2'	6.09	121.92	114.00
31	DG	60	LEU	CA-CB-CG	6.09	129.31	115.30
25	BA	141	A	N9-C1'-C2'	6.07	121.90	114.00
28	BD	244	ARG	C-N-CD	-6.05	107.28	120.60
40	DT	80	SER	N-CA-C	6.05	127.34	111.00
36	DP	58	THR	N-CA-C	-6.04	94.68	111.00
26	DB	106	G	N9-C1'-C2'	-6.04	105.35	112.00
25	DA	277	C	C1'-O4'-C4'	-6.03	105.08	109.90
25	BA	27	G	N9-C1'-C2'	6.02	121.83	114.00
29	DE	118	LYS	N-CA-C	-6.02	94.74	111.00
25	BA	2491	U	N1-C1'-C2'	-5.97	105.43	112.00
25	DA	332	A	C2'-C3'-O3'	5.96	123.24	113.70
1	CA	1319	A	N9-C1'-C2'	5.94	121.72	114.00
25	DA	2165	G	C2'-C3'-O3'	5.90	123.13	113.70
23	CW	7	G	N9-C1'-C2'	5.89	121.65	114.00
25	DA	2490	G	C2'-C3'-O3'	5.88	123.11	113.70
25	BA	1819	A	C2'-C3'-O3'	5.85	123.07	113.70
32	DH	156	ALA	N-CA-C	-5.85	95.21	111.00
25	DA	158	U	N1-C1'-C2'	5.84	121.59	114.00
25	DA	1698	A	O4'-C1'-N9	5.83	112.87	108.20
25	BA	2346	A	N9-C1'-C2'	5.80	121.53	114.00
26	BB	75	G	C5'-C4'-C3'	-5.78	106.75	116.00
25	BA	1497	U	N1-C1'-C2'	5.78	121.51	114.00
25	DA	1773	A	N9-C1'-C2'	-5.76	105.67	112.00

Continued on next page...

Continued from previous page...

Mol	Chain	Res	Type	Atoms	Z	Observed(°)	Ideal(°)
25	BA	2116	G	N9-C1'-C2'	5.74	121.47	114.00
36	BP	116	GLY	N-CA-C	5.72	127.41	113.10
46	BZ	178	ASP	N-CA-C	5.70	126.40	111.00
25	BA	1494	A	N9-C1'-C2'	-5.70	105.73	112.00
25	DA	2031	A	N9-C1'-C2'	5.69	121.40	114.00
26	BB	44	G	N9-C1'-C2'	5.69	121.39	114.00
25	BA	1559	G	O4'-C1'-N9	5.68	112.74	108.20
34	BN	43	THR	N-CA-C	-5.68	95.67	111.00
25	DA	1669	A	N9-C1'-C2'	5.65	121.35	114.00
25	DA	2497	A	C2'-C3'-O3'	5.64	122.73	113.70
36	DP	41	ARG	N-CA-C	-5.63	95.79	111.00
32	DH	157	TYR	N-CA-C	-5.58	95.94	111.00
53	D6	46	HIS	N-CA-C	5.58	126.06	111.00
25	DA	932	G	N9-C1'-C2'	5.58	121.25	114.00
1	AA	1053	G	N9-C1'-C2'	5.57	121.24	114.00
15	CO	23	GLY	N-CA-C	-5.55	99.21	113.10
45	BY	52	SER	N-CA-C	-5.54	96.04	111.00
25	BA	585	G	OP2-P-O3'	5.50	117.31	105.20
25	BA	961	C	C5'-C4'-O4'	5.50	115.70	109.10
1	AA	7	G	N9-C1'-C2'	5.50	121.15	114.00
36	BP	51	PHE	N-CA-C	5.50	125.85	111.00
31	BG	129	GLY	N-CA-C	-5.47	99.42	113.10
25	BA	2286	A	C2'-C3'-O3'	5.44	122.41	113.70
25	BA	874	G	N9-C1'-C2'	-5.44	106.02	112.00
28	BD	245	PRO	N-CA-C	-5.43	97.97	112.10
40	BT	29	ARG	N-CA-C	5.42	125.63	111.00
16	CP	4	ILE	N-CA-C	-5.41	96.39	111.00
1	AA	1201	A	C2'-C3'-O3'	5.41	122.35	113.70
45	DY	54	LYS	N-CA-C	-5.40	96.42	111.00
38	BR	7	GLY	N-CA-C	5.39	126.59	113.10
44	BX	23	GLU	N-CA-C	-5.37	96.49	111.00
29	BE	65	GLY	N-CA-C	-5.37	99.67	113.10
53	B6	10	LEU	CA-CB-CG	5.36	127.62	115.30
1	AA	533	A	C2'-C3'-O3'	5.34	122.25	113.70
28	BD	20	ASP	N-CA-C	-5.33	96.60	111.00
39	BS	17	ARG	N-CA-C	-5.33	96.62	111.00
1	AA	792	A	C2'-C3'-O3'	5.32	122.22	113.70
25	DA	1558	A	C2'-C3'-O3'	5.32	122.22	113.70
25	BA	932	G	C2'-C3'-O3'	5.31	122.19	113.70
25	DA	2034	U	N1-C1'-C2'	-5.29	106.18	112.00
1	AA	563	A	N9-C1'-C2'	5.27	120.85	114.00
1	CA	47	C	N1-C1'-C2'	5.27	120.85	114.00

Continued on next page...

Continued from previous page...

Mol	Chain	Res	Type	Atoms	Z	Observed(°)	Ideal(°)
54	B7	42	LEU	CA-CB-CG	5.25	127.39	115.30
36	BP	70	GLN	N-CA-C	-5.25	96.83	111.00
25	BA	265	A	C2'-C3'-O3'	5.23	122.06	113.70
23	AW	1	C	OP1-P-OP2	-5.22	111.77	119.60
25	DA	2832	U	C2'-C3'-O3'	5.22	122.05	113.70
26	BB	1	U	N1-C1'-C2'	5.21	120.78	114.00
25	DA	1204	A	N9-C1'-C2'	5.21	120.77	114.00
4	CD	12	CYS	CA-CB-SG	5.20	123.36	114.00
25	BA	27	G	C5'-C4'-O4'	-5.19	102.87	109.10
25	DA	2832	U	N1-C1'-C2'	5.19	120.74	114.00
29	BE	118	LYS	N-CA-C	-5.18	97.00	111.00
25	DA	1419	A	N9-C1'-C2'	5.18	120.74	114.00
13	CM	12	ASN	N-CA-C	5.16	124.94	111.00
25	DA	2791	C	N1-C1'-C2'	5.16	120.71	114.00
25	DA	442	G	N9-C1'-C2'	5.15	120.70	114.00
16	AP	12	LYS	N-CA-C	-5.15	97.10	111.00
25	BA	2073	C	N1-C1'-C2'	-5.12	106.37	112.00
25	BA	506	G	N9-C1'-C2'	5.12	120.66	114.00
25	DA	2060	A	C5'-C4'-O4'	-5.12	102.96	109.10
25	DA	673	C	C5'-C4'-C3'	-5.10	107.84	116.00
25	BA	1042	G	N9-C1'-C2'	5.09	120.62	114.00
25	BA	958	U	N1-C1'-C2'	-5.09	106.40	112.00
25	DA	629	G	C5'-C4'-C3'	-5.09	107.85	116.00
25	BA	2033	A	N9-C1'-C2'	5.09	120.61	114.00
25	DA	1955	U	N1-C1'-C2'	5.08	120.61	114.00
1	AA	344	A	C2'-C3'-O3'	5.07	121.82	113.70
30	BF	66	PRO	N-CA-C	5.07	125.28	112.10
55	B8	48	PHE	N-CA-C	-5.07	97.32	111.00
39	DS	16	ASN	N-CA-C	-5.06	97.33	111.00
53	B6	46	HIS	N-CA-C	5.06	124.66	111.00
25	BA	2405	G	N9-C1'-C2'	5.05	120.56	114.00
12	CL	85	GLY	N-CA-C	-5.05	100.48	113.10
1	CA	266	G	C2'-C3'-O3'	5.04	121.77	113.70
1	CA	250	A	N9-C1'-C2'	5.04	120.55	114.00
11	AK	128	ALA	N-CA-C	-5.04	97.40	111.00
25	DA	1980	G	OP1-P-O3'	5.03	116.27	105.20
13	AM	70	LEU	N-CA-C	-5.03	97.42	111.00
25	BA	934	G	C5'-C4'-C3'	-5.03	107.96	116.00
25	BA	1307	A	C5'-C4'-C3'	-5.03	107.96	116.00
25	DA	2581	G	C2'-C3'-O3'	5.03	121.75	113.70
25	DA	1792	G	N9-C1'-C2'	-5.02	106.47	112.00
26	DB	97	G	N9-C1'-C2'	-5.02	106.48	112.00

Continued on next page...

Continued from previous page...

Mol	Chain	Res	Type	Atoms	Z	Observed(°)	Ideal(°)
40	BT	71	GLY	N-CA-C	-5.02	100.56	113.10
40	BT	59	THR	N-CA-C	-5.01	97.48	111.00
34	BN	3	THR	N-CA-C	-5.00	97.49	111.00
25	BA	142	A	N9-C1'-C2'	5.00	120.50	114.00
1	CA	115	G	N9-C1'-C2'	5.00	120.50	114.00
25	DA	1847	A	N9-C1'-C2'	5.00	120.50	114.00

All (4) chirality outliers are listed below:

Mol	Chain	Res	Type	Atom
25	BA	454	A	C3'
25	BA	775	G	C3'
25	BA	1992	G	C3'
25	DA	1992	G	C3'

All (247) planarity outliers are listed below:

Mol	Chain	Res	Type	Group
1	AA	1049	U	Sidechain
1	AA	1077	G	Sidechain
1	AA	1081	G	Sidechain
1	AA	1126	U	Sidechain
1	AA	114	U	Sidechain
1	AA	1166	G	Sidechain
1	AA	1194	U	Sidechain
1	AA	1223	C	Sidechain
1	AA	127	G	Sidechain
1	AA	1275	A	Sidechain
1	AA	1336	C	Sidechain
1	AA	1380	U	Sidechain
1	AA	1401	G	Sidechain
1	AA	1464	G	Sidechain
1	AA	1522	U	Sidechain
1	AA	1530	G	Sidechain
1	AA	250	A	Sidechain
1	AA	253	U	Sidechain
1	AA	265	G	Sidechain
1	AA	304	U	Sidechain
1	AA	329	A	Sidechain
1	AA	344	A	Sidechain
1	AA	403	C	Sidechain
1	AA	411	A	Sidechain

Continued on next page...

Continued from previous page...

Mol	Chain	Res	Type	Group
1	AA	47	C	Sidechain
1	AA	498	U	Sidechain
1	AA	532	A	Sidechain
1	AA	561	U	Sidechain
1	AA	565	U	Sidechain
1	AA	575	G	Sidechain
1	AA	700	G	Sidechain
1	AA	760	G	Sidechain
1	AA	773	G	Sidechain
1	AA	789	U	Sidechain
1	AA	850	U	Sidechain
1	AA	863	U	Sidechain
1	AA	931	C	Sidechain
1	AA	960	U	Sidechain
23	AW	19	G	Sidechain
23	AW	21	A	Sidechain
52	B5	51	TYR	Sidechain
25	BA	1001	A	Sidechain
25	BA	1139	G	Sidechain
25	BA	1142	U	Sidechain
25	BA	1212	G	Sidechain
25	BA	1215	G	Sidechain
25	BA	1244	G	Sidechain
25	BA	125	G	Sidechain
25	BA	1283	G	Sidechain
25	BA	1300	U	Sidechain
25	BA	1310	G	Sidechain
25	BA	1316	U	Sidechain
25	BA	1320	C	Sidechain
25	BA	1344	G	Sidechain
25	BA	1354	A	Sidechain
25	BA	1377	G	Sidechain
25	BA	1379	A	Sidechain
25	BA	139(A)	G	Sidechain
25	BA	1395	A	Sidechain
25	BA	141	A	Sidechain
25	BA	1433	U	Sidechain
25	BA	1460	A	Sidechain
25	BA	1494	A	Sidechain
25	BA	15	G	Sidechain
25	BA	1532	C	Sidechain
25	BA	1558	A	Sidechain

Continued on next page...

Continued from previous page...

Mol	Chain	Res	Type	Group
25	BA	1559	G	Sidechain
25	BA	1567	A	Sidechain
25	BA	158	U	Sidechain
25	BA	1597	A	Sidechain
25	BA	1633	G	Sidechain
25	BA	1647	G	Sidechain
25	BA	1693	U	Sidechain
25	BA	1754	C	Sidechain
25	BA	1763	G	Sidechain
25	BA	1772	G	Sidechain
25	BA	1773	A	Sidechain
25	BA	1778	U	Sidechain
25	BA	178	G	Sidechain
25	BA	1797	C	Sidechain
25	BA	1801	G	Sidechain
25	BA	1839	G	Sidechain
25	BA	1950	G	Sidechain
25	BA	1956	U	Sidechain
25	BA	196	A	Sidechain
25	BA	1992	G	Sidechain
25	BA	2053	G	Sidechain
25	BA	2093	G	Sidechain
25	BA	2227	A	Sidechain
25	BA	2306	C	Sidechain
25	BA	2307	G	Sidechain
25	BA	2320	A	Sidechain
25	BA	2323	G	Sidechain
25	BA	2382	G	Sidechain
25	BA	2406	U	Sidechain
25	BA	2423	U	Sidechain
25	BA	243	U	Sidechain
25	BA	2452	C	Sidechain
25	BA	2481	G	Sidechain
25	BA	249	C	Sidechain
25	BA	2504	U	Sidechain
25	BA	2517	C	Sidechain
25	BA	2542	A	Sidechain
25	BA	2553	G	Sidechain
25	BA	2569	G	Sidechain
25	BA	2573	C	Sidechain
25	BA	2580	U	Sidechain
25	BA	2581	G	Sidechain

Continued on next page...

Continued from previous page...

Mol	Chain	Res	Type	Group
25	BA	2584	U	Sidechain
25	BA	2586	C	Sidechain
25	BA	2679	A	Sidechain
25	BA	271(D)	G	Sidechain
25	BA	2712	U	Sidechain
25	BA	272(A)	U	Sidechain
25	BA	272(I)	U	Sidechain
25	BA	2739	U	Sidechain
25	BA	2753	A	Sidechain
25	BA	2754	U	Sidechain
25	BA	2836	U	Sidechain
25	BA	308	G	Sidechain
25	BA	363(A)	A	Sidechain
25	BA	395	U	Sidechain
25	BA	463	G	Sidechain
25	BA	51	G	Sidechain
25	BA	511	U	Sidechain
25	BA	515	A	Sidechain
25	BA	555	U	Sidechain
25	BA	568	U	Sidechain
25	BA	607	U	Sidechain
25	BA	648	G	Sidechain
25	BA	652	C	Sidechain
25	BA	666	G	Sidechain
25	BA	685	A	Sidechain
25	BA	70	G	Sidechain
25	BA	746	A	Sidechain
25	BA	747	U	Sidechain
25	BA	767	U	Sidechain
25	BA	787	U	Sidechain
25	BA	807	U	Sidechain
25	BA	820	A	Sidechain
25	BA	845	G	Sidechain
25	BA	892	G	Sidechain
25	BA	9	U	Sidechain
25	BA	913	U	Sidechain
25	BA	958	U	Sidechain
25	BA	959	A	Sidechain
25	BA	992	C	Sidechain
26	BB	66	A	Sidechain
26	BB	96	U	Sidechain
28	BD	9	TYR	Sidechain

Continued on next page...

Continued from previous page...

Mol	Chain	Res	Type	Group
1	CA	1062	U	Sidechain
1	CA	1077	G	Sidechain
1	CA	118	U	Sidechain
1	CA	1278	U	Sidechain
1	CA	1319	A	Sidechain
1	CA	1393	U	Sidechain
1	CA	1522	U	Sidechain
1	CA	244	U	Sidechain
1	CA	250	A	Sidechain
1	CA	266	G	Sidechain
1	CA	481	G	Sidechain
1	CA	484	G	Sidechain
1	CA	652	U	Sidechain
1	CA	760	G	Sidechain
1	CA	79	G	Sidechain
1	CA	90	U	Sidechain
1	CA	921	U	Sidechain
23	CW	61	C	Sidechain
23	CW	71	C	Sidechain
52	D5	51	TYR	Sidechain
25	DA	1026	U	Sidechain
25	DA	1112	G	Sidechain
25	DA	1204	A	Sidechain
25	DA	1220	A	Sidechain
25	DA	1283	G	Sidechain
25	DA	1286	A	Sidechain
25	DA	1300	U	Sidechain
25	DA	1323	U	Sidechain
25	DA	1324	G	Sidechain
25	DA	1379	A	Sidechain
25	DA	1390	U	Sidechain
25	DA	1419	A	Sidechain
25	DA	1452	A	Sidechain
25	DA	1457	A	Sidechain
25	DA	1465	G	Sidechain
25	DA	15	G	Sidechain
25	DA	1529	G	Sidechain
25	DA	1531	C	Sidechain
25	DA	1532	C	Sidechain
25	DA	157	U	Sidechain
25	DA	1693	U	Sidechain
25	DA	1699	G	Sidechain

Continued on next page...

Continued from previous page...

Mol	Chain	Res	Type	Group
25	DA	1772	G	Sidechain
25	DA	1773	A	Sidechain
25	DA	1779	U	Sidechain
25	DA	1792	G	Sidechain
25	DA	1820	U	Sidechain
25	DA	1855	G	Sidechain
25	DA	1938	A	Sidechain
25	DA	1940	U	Sidechain
25	DA	196	A	Sidechain
25	DA	2034	U	Sidechain
25	DA	2086	U	Sidechain
25	DA	2118	U	Sidechain
25	DA	2119	A	Sidechain
25	DA	2181	G	Sidechain
25	DA	2182	G	Sidechain
25	DA	2243	U	Sidechain
25	DA	2328	A	Sidechain
25	DA	2335	A	Sidechain
25	DA	243	U	Sidechain
25	DA	249	C	Sidechain
25	DA	2504	U	Sidechain
25	DA	2525	G	Sidechain
25	DA	2526	G	Sidechain
25	DA	2593	U	Sidechain
25	DA	2611	U	Sidechain
25	DA	2712	U	Sidechain
25	DA	2746	U	Sidechain
25	DA	277	C	Sidechain
25	DA	279	C	Sidechain
25	DA	2857	G	Sidechain
25	DA	2871	C	Sidechain
25	DA	372	G	Sidechain
25	DA	450	G	Sidechain
25	DA	459	U	Sidechain
25	DA	463	G	Sidechain
25	DA	481	G	Sidechain
25	DA	52	A	Sidechain
25	DA	607	U	Sidechain
25	DA	630	G	Sidechain
25	DA	639	U	Sidechain
25	DA	642	G	Sidechain
25	DA	685	A	Sidechain

Continued on next page...

Continued from previous page...

Mol	Chain	Res	Type	Group
25	DA	700	G	Sidechain
25	DA	792	G	Sidechain
25	DA	801	G	Sidechain
25	DA	807	U	Sidechain
25	DA	822	U	Sidechain
25	DA	9	U	Sidechain
25	DA	909	A	Sidechain
25	DA	914	C	Sidechain
25	DA	932	G	Sidechain
25	DA	956	G	Sidechain
25	DA	99	U	Sidechain
25	DA	996	A	Sidechain
26	DB	106	G	Sidechain

5.2 Too-close contacts ⓘ

In the following table, the Non-H and H(model) columns list the number of non-hydrogen atoms and hydrogen atoms in the chain respectively. The H(added) column lists the number of hydrogen atoms added and optimized by MolProbity. The Clashes column lists the number of clashes within the asymmetric unit, whereas Symm-Clashes lists symmetry related clashes.

Mol	Chain	Non-H	H(model)	H(added)	Clashes	Symm-Clashes
1	AA	32144	0	16225	1841	0
1	CA	32332	0	16317	1680	0
2	AB	1901	0	1951	360	0
2	CB	1901	0	1951	361	0
3	AC	1613	0	1677	329	0
3	CC	1613	0	1677	275	0
4	AD	1703	0	1763	325	0
4	CD	1703	0	1763	212	0
5	AE	1147	0	1207	168	0
5	CE	1147	0	1207	177	0
6	AF	843	0	857	111	0
6	CF	843	0	857	137	0
7	AG	1257	0	1296	192	0
7	CG	1257	0	1296	213	0
8	AH	1116	0	1177	183	0
8	CH	1116	0	1177	170	0
9	AI	1004	0	1031	187	0
9	CI	1004	0	1031	200	0
10	AJ	795	0	840	215	0
10	CJ	795	0	840	192	0

Continued on next page...

Continued from previous page...

Mol	Chain	Non-H	H(model)	H(added)	Clashes	Symm-Clashes
11	AK	885	0	904	130	0
11	CK	885	0	904	111	0
12	AL	971	0	1057	168	0
12	CL	971	0	1057	133	0
13	AM	947	0	1008	191	0
13	CM	947	0	1008	135	0
14	AN	492	0	533	111	0
14	CN	492	0	533	95	0
15	AO	734	0	771	102	0
15	CO	734	0	771	111	0
16	AP	701	0	720	122	0
16	CP	701	0	720	98	0
17	AQ	824	0	891	108	0
17	CQ	824	0	891	88	0
18	AR	574	0	644	108	0
18	CR	574	0	644	102	0
19	AS	613	0	621	132	0
19	CS	619	0	639	120	0
20	AT	763	0	861	142	0
20	CT	763	0	861	138	0
21	AU	209	0	221	15	0
21	CU	209	0	221	31	0
22	AV	1367	0	1364	182	0
22	CV	1367	0	1364	199	0
23	AW	1644	0	834	67	0
23	CW	1644	0	836	75	0
24	AX	110	0	55	4	0
24	CX	110	0	55	3	0
25	BA	59596	0	30049	2582	0
25	DA	59809	0	30157	2949	0
26	BB	2551	0	1295	92	0
26	DB	2551	0	1295	145	0
27	BC	1702	0	1747	274	0
27	DC	1640	0	1651	242	0
28	BD	2127	0	2208	330	0
28	DD	2115	0	2186	338	0
29	BE	1564	0	1629	252	0
29	DE	1564	0	1629	273	0
30	BF	1624	0	1677	280	0
30	DF	1624	0	1677	300	0
31	BG	1474	0	1535	285	0
31	DG	1474	0	1535	269	0

Continued on next page...

Continued from previous page...

Mol	Chain	Non-H	H(model)	H(added)	Clashes	Symm-Clashes
32	BH	1231	0	1260	198	0
32	DH	1223	0	1282	234	0
33	BI	1043	0	1019	181	0
33	DI	871	0	680	103	0
34	BN	1105	0	1180	132	0
34	DN	1105	0	1180	175	0
35	BO	933	0	996	158	0
35	DO	933	0	996	112	0
36	BP	1114	0	1187	332	0
36	DP	1079	0	1117	265	0
37	BQ	1099	0	1160	144	0
37	DQ	1122	0	1179	190	0
38	BR	923	0	949	105	0
38	DR	960	0	1021	156	0
39	BS	777	0	825	180	0
39	DS	771	0	832	159	0
40	BT	1142	0	1202	274	0
40	DT	1142	0	1202	231	0
41	BU	958	0	1015	150	0
41	DU	958	0	1015	224	0
42	BV	779	0	852	167	0
42	DV	779	0	852	217	0
43	BW	896	0	953	91	0
43	DW	896	0	953	126	0
44	BX	735	0	791	85	0
44	DX	726	0	778	122	0
45	BY	757	0	821	198	0
45	DY	776	0	870	199	0
46	BZ	1438	0	1455	202	0
46	DZ	1404	0	1432	302	0
47	B0	613	0	633	88	0
47	D0	662	0	688	109	0
48	B1	757	0	843	108	0
48	D1	732	0	808	99	0
49	B2	598	0	653	56	0
49	D2	598	0	653	101	0
50	B3	460	0	512	46	0
50	D3	468	0	523	91	0
51	B4	226	0	229	46	0
51	D4	226	0	229	39	0
52	B5	435	0	452	58	0
52	D5	459	0	477	64	0

Continued on next page...

Continued from previous page...

Mol	Chain	Non-H	H(model)	H(added)	Clashes	Symm-Clashes
53	B6	401	0	399	118	0
53	D6	322	0	250	85	0
54	B7	419	0	467	27	0
54	D7	419	0	467	49	0
55	B8	496	0	567	113	0
55	D8	467	0	519	114	0
56	B9	294	0	311	43	0
56	D9	299	0	325	31	0
57	AA	117	0	0	0	0
57	AL	1	0	0	0	0
57	AT	1	0	0	0	0
57	AW	2	0	0	0	0
57	B0	2	0	0	0	0
57	B1	1	0	0	0	0
57	B5	4	0	0	0	0
57	B7	1	0	0	0	0
57	BA	459	0	0	1	0
57	BB	9	0	0	0	0
57	BD	1	0	0	0	0
57	BE	1	0	0	0	0
57	BF	1	0	0	0	0
57	BH	1	0	0	0	0
57	BP	3	0	0	0	0
57	BQ	3	0	0	0	0
57	BR	1	0	0	0	0
57	BT	1	0	0	0	0
57	BU	1	0	0	0	0
57	BX	1	0	0	0	0
57	CA	109	0	0	0	0
57	CE	1	0	0	0	0
57	CW	5	0	0	0	0
57	CX	1	0	0	0	0
57	D5	2	0	0	0	0
57	D6	2	0	0	0	0
57	DA	305	0	0	0	0
57	DB	10	0	0	0	0
57	DD	1	0	0	0	0
57	DF	1	0	0	0	0
57	DP	1	0	0	0	0
57	DR	1	0	0	0	0
58	AD	1	0	0	0	0
58	B5	1	0	0	0	0

Continued on next page...

Continued from previous page...

Mol	Chain	Non-H	H(model)	H(added)	Clashes	Symm-Clashes
58	B9	1	0	0	0	0
58	CD	1	0	0	0	0
58	D5	1	0	0	1	0
58	D9	1	0	0	2	0
All	All	290405	0	198457	23826	0

The all-atom clashscore is defined as the number of clashes found per 1000 atoms (including hydrogen atoms). The all-atom clashscore for this structure is 49.

All (23826) close contacts within the same asymmetric unit are listed below, sorted by their clash magnitude.

Atom-1	Atom-2	Interatomic distance (Å)	Clash overlap (Å)
52:D5:49:CYS:SG	58:D5:103:ZN:ZN	0.84	1.63
56:D9:14:CYS:SG	58:D9:101:ZN:ZN	1.23	1.27
27:DC:180:SER:CB	27:DC:180:SER:OG	1.82	1.25
36:BP:59:LEU:HA	36:BP:61:ARG:NH1	1.53	1.21
39:BS:97:ARG:NH2	39:BS:98:VAL:HA	1.55	1.20
33:BI:117:GLU:HG3	33:BI:118:LYS:H	1.07	1.17
25:BA:2875:C:H4'	40:BT:5:ALA:HB2	1.26	1.17
35:DO:98:VAL:HG12	35:DO:117:LEU:HD22	1.26	1.17
25:DA:1899:G:N2	25:DA:1902:C:H41	1.42	1.17
10:AJ:63:PHE:HB3	14:AN:58:LYS:HA	1.26	1.17
32:BH:10:PRO:O	32:BH:11:VAL:HB	1.41	1.17
25:BA:171:G:H2'	25:BA:172:C:H5''	1.26	1.16
46:DZ:165:SER:HB2	46:DZ:167:GLU:N	1.59	1.16
16:AP:26:ARG:HH11	16:AP:26:ARG:HB3	1.11	1.16
25:DA:543:C:H2'	25:DA:545:G:H5'	1.24	1.15
31:DG:76:SER:HB2	31:DG:83:ARG:HB2	1.19	1.14
2:CB:161:ALA:HB1	2:CB:185:ILE:HD11	1.24	1.14
1:AA:979:C:H3'	1:AA:980:C:H5''	1.17	1.14
34:DN:4:TYR:HB2	41:DU:64:ARG:HH22	1.03	1.14
32:DH:43:VAL:HG11	32:DH:52:VAL:HA	1.28	1.14
40:BT:112:ARG:HH11	40:BT:112:ARG:HB3	1.11	1.14
37:DQ:132:VAL:HG11	46:DZ:80:ARG:HH22	1.01	1.14
48:D1:86:SER:HB2	48:D1:89:GLU:HB2	1.29	1.13
25:DA:1884:A:H2'	25:DA:1885:A:H5''	1.26	1.13
44:DX:35:THR:HG22	44:DX:37:THR:H	1.12	1.13
25:DA:479:A:H4'	25:DA:480:A:H5'	1.21	1.13
19:CS:63:THR:HG22	19:CS:66:MET:HG2	1.27	1.13
9:CI:21:PRO:HA	9:CI:59:PHE:HA	1.21	1.13
25:BA:2206:G:H21	25:BA:2207:G:H5'	1.05	1.13

Continued on next page...

Continued from previous page...

Atom-1	Atom-2	Interatomic distance (Å)	Clash overlap (Å)
25:BA:1108:U:H2'	25:BA:1109:C:H5'	1.29	1.13
32:BH:158:HIS:CB	32:BH:169:VAL:O	1.95	1.13
28:BD:49:ILE:HD11	28:BD:52:ARG:HA	1.19	1.12
2:AB:18:GLY:H	2:AB:42:ILE:HG22	1.13	1.12
25:DA:2645:G:H3'	25:DA:2646:C:H5'	1.22	1.12
1:AA:1348:U:H4'	9:AI:120:ARG:HD2	1.27	1.12
20:AT:42:GLN:HG3	20:AT:43:LEU:HD23	1.29	1.12
25:BA:612:C:H2'	25:BA:613:G:H5''	1.15	1.12
42:DV:19:LYS:HG2	42:DV:94:LEU:HB2	1.30	1.12
38:DR:53:HIS:HA	38:DR:56:LYS:HD3	1.29	1.12
7:CG:4:ARG:HB3	7:CG:4:ARG:HH11	0.99	1.11
25:BA:2178:C:H5''	27:BC:47:LYS:HE2	1.31	1.11
48:D1:46:LEU:HA	48:D1:63:ALA:HA	1.30	1.11
1:CA:1116:C:H2'	1:CA:1117:G:H5''	1.22	1.11
42:BV:47:VAL:HB	42:BV:50:PRO:O	1.48	1.11
2:CB:132:LYS:HA	2:CB:135:GLN:HE21	1.11	1.11
1:AA:382:A:H2'	1:AA:383:A:H8	1.12	1.11
25:BA:242:G:H5''	55:B8:62:LEU:HD13	1.22	1.10
1:CA:979:C:H3'	1:CA:980:C:H5''	1.24	1.10
1:CA:1133:G:H22	1:CA:1143:G:H1'	1.12	1.10
13:CM:91:ARG:HB3	13:CM:98:VAL:HG22	1.24	1.10
45:DY:50:ARG:CZ	45:DY:54:LYS:HB3	1.81	1.10
25:BA:612:C:C2'	25:BA:613:G:H5''	1.81	1.10
25:BA:2787:C:H1'	29:BE:61:ARG:HG3	1.26	1.10
19:CS:32:LYS:HA	19:CS:50:ALA:HB3	1.33	1.10
25:BA:2645:G:H3'	25:BA:2646:C:H5'	1.32	1.10
22:CV:161:VAL:HB	22:CV:165:VAL:HG21	1.29	1.10
33:BI:94:ALA:HB1	33:BI:111:PRO:HB3	1.28	1.09
31:DG:39:ILE:HD11	31:DG:155:MET:HG3	1.18	1.09
1:AA:1223:C:C3'	1:AA:1223:C:C2'	2.29	1.09
1:CA:1363(A):A:H4'	1:CA:1364:U:H5''	1.23	1.09
25:DA:886:C:C2'	25:DA:887:A:H4'	1.82	1.09
25:BA:1177:A:H4'	25:BA:1178:C:H5''	1.33	1.09
25:DA:1359:A:H2'	25:DA:1360:A:H5'	1.31	1.09
45:DY:8:LYS:HE3	45:DY:72:VAL:HG23	1.34	1.09
25:DA:2701:C:H3'	25:DA:2702:U:H5''	1.20	1.09
49:D2:65:ASN:HB3	49:D2:69:ARG:HH22	1.13	1.09
37:DQ:140:ALA:HB3	46:DZ:52:ILE:HD13	1.32	1.09
29:DE:77:ILE:HG22	29:DE:78:LEU:HG	1.27	1.09
25:BA:143:G:H1'	44:BX:37:THR:HG21	1.31	1.09
30:BF:3:GLU:HB2	30:BF:19:GLU:HB2	1.34	1.08

Continued on next page...

Continued from previous page...

Atom-1	Atom-2	Interatomic distance (Å)	Clash overlap (Å)
22:CV:123:THR:HG23	22:CV:176:ARG:HH22	1.07	1.08
25:DA:2312:U:H2'	25:DA:2313:C:H5''	1.10	1.08
25:BA:1899:G:N2	25:BA:1902:C:H41	1.49	1.08
25:DA:279:C:H4'	25:DA:280:C:H5''	1.36	1.08
29:BE:59:VAL:HG22	29:BE:60:ASN:H	1.17	1.08
25:DA:542:C:N4	25:DA:551:G:O6	1.85	1.08
25:BA:2101:G:H2'	25:BA:2102:U:H5''	1.35	1.08
1:AA:345:C:H4'	1:AA:346:G:H5'	1.27	1.08
38:DR:8:ARG:HE	38:DR:8:ARG:HA	1.01	1.08
1:AA:192:U:H4'	20:AT:103:GLY:H	1.17	1.08
53:B6:44:ARG:O	53:B6:45:LYS:HD2	1.53	1.08
3:AC:63:ASN:HA	3:AC:98:ASN:HB3	1.12	1.08
52:B5:4:HIS:HB3	52:B5:5:PRO:CD	1.85	1.07
46:DZ:128:SER:HB3	46:DZ:131:ASN:HD22	1.18	1.07
30:DF:17:ARG:HH11	30:DF:17:ARG:HB2	1.16	1.07
2:CB:131:PRO:HG2	2:CB:134:GLU:HB2	1.08	1.07
45:BY:10:GLY:HA2	45:BY:27:VAL:HG13	1.08	1.07
3:CC:87:LEU:HA	3:CC:90:GLU:HG2	1.28	1.07
25:DA:886:C:H2'	25:DA:887:A:C4'	1.85	1.07
25:DA:555:U:H1'	25:DA:556:G:N7	1.69	1.07
44:DX:27:THR:HG22	44:DX:80:ILE:HB	1.31	1.07
3:AC:92:ALA:HB2	3:AC:99:VAL:HG21	1.36	1.07
30:DF:78:ILE:H	30:DF:78:ILE:HD13	1.11	1.07
27:DC:73:VAL:HG13	27:DC:112:ASP:HB2	1.35	1.07
51:D4:37:PRO:HA	51:D4:51:TYR:HA	1.33	1.07
25:BA:1396:U:H1'	25:BA:1397:U:C6	1.90	1.07
10:AJ:27:ALA:HB1	10:AJ:34:VAL:HG21	1.36	1.07
5:AE:43:LEU:HD21	5:AE:132:ALA:HB1	1.36	1.06
25:DA:1045:A:H5'	25:DA:1047:G:H4'	1.38	1.06
46:BZ:68:THR:HG22	46:BZ:89:VAL:HA	1.35	1.06
40:BT:62:THR:HG22	40:BT:75:ILE:HG12	1.38	1.06
1:AA:1397:C:H3'	1:AA:1398:A:H5''	1.07	1.06
25:DA:2415:G:H4'	36:DP:67:MET:H	1.19	1.06
18:CR:73:ALA:HB3	18:CR:79:LEU:HD12	1.31	1.06
25:DA:925:C:H2'	25:DA:926:A:H5''	1.32	1.06
25:DA:157:U:H3'	25:DA:158:U:H5''	1.31	1.06
25:BA:1747(A):G:H2'	25:BA:1748:G:H5''	1.38	1.06
25:DA:2833:G:H3'	25:DA:2834:G:C5'	1.86	1.06
31:DG:139:LEU:HD23	31:DG:139:LEU:H	1.20	1.06
25:DA:612:C:H2'	25:DA:613:G:H5''	1.32	1.06
45:BY:76:CYS:SG	45:BY:77:PRO:HD2	1.96	1.06

Continued on next page...

Continued from previous page...

Atom-1	Atom-2	Interatomic distance (Å)	Clash overlap (Å)
28:BD:270:ILE:H	28:BD:270:ILE:HD13	1.17	1.06
36:BP:16:ARG:HD3	36:BP:18:ARG:H	1.17	1.06
27:BC:73:VAL:HG13	27:BC:112:ASP:HB2	1.33	1.06
25:DA:1668:A:H4'	25:DA:1669:A:H5'	1.37	1.06
45:BY:87:LYS:HG3	45:BY:88:LYS:H	1.21	1.06
46:BZ:150:HIS:HB3	46:BZ:169:THR:HA	1.10	1.06
7:CG:105:VAL:HG12	7:CG:109:ASN:HD21	1.18	1.05
32:DH:89:ILE:HD12	32:DH:90:LYS:H	1.15	1.05
44:DX:12:VAL:HB	44:DX:17:ALA:HB1	1.37	1.05
39:BS:97:ARG:HH21	39:BS:98:VAL:CA	1.68	1.05
25:DA:847:U:O2'	25:DA:848:G:H5'	1.56	1.05
25:BA:272(H):C:H3'	25:BA:272(I):U:H5''	1.29	1.05
31:BG:61:ALA:HA	31:BG:64:THR:HG22	1.39	1.05
25:BA:1887:C:H2'	25:BA:1888:G:H5''	1.33	1.05
25:DA:1567:A:H5'	28:DD:58:HIS:HD2	1.17	1.05
44:DX:12:VAL:HG23	44:DX:13:LEU:H	0.93	1.05
25:BA:1639:U:O2'	25:BA:1640:C:H5''	1.56	1.05
25:BA:2801(A):A:H4'	25:BA:2802:G:H5'	1.10	1.05
33:BI:92:VAL:HG22	33:BI:120:ILE:HB	1.32	1.04
25:DA:2729:G:H1'	29:DE:187:ALA:HB2	1.38	1.04
12:CL:38:ARG:HG2	12:CL:39:THR:H	1.18	1.04
25:DA:242:G:H5''	55:D8:62:LEU:HD13	1.31	1.04
29:BE:3:GLY:HA3	29:BE:81:ILE:HG21	1.38	1.04
25:BA:1899:G:H22	25:BA:1902:C:N4	1.54	1.04
1:AA:1145:C:H4'	1:AA:1146:A:H5'	1.38	1.04
32:DH:85:LYS:HD3	32:DH:133:VAL:HB	1.36	1.04
8:CH:10:LEU:HD22	8:CH:83:ILE:HD11	1.39	1.04
44:DX:12:VAL:CG2	44:DX:13:LEU:H	1.71	1.04
53:B6:12:GLU:HB3	53:B6:23:THR:HG22	1.39	1.04
4:AD:49:ARG:HD3	4:AD:50:ARG:H	1.15	1.04
27:BC:102:GLN:HE21	27:BC:102:GLN:HA	1.23	1.03
31:DG:115:ARG:HH11	31:DG:136:ARG:HD3	1.14	1.03
25:BA:542:C:O2'	25:BA:543:C:H5'	1.58	1.03
8:CH:6:ILE:H	8:CH:6:ILE:HD12	1.21	1.03
36:BP:84:ASN:HA	36:BP:115:LEU:O	1.58	1.03
28:BD:24:ILE:HG23	28:BD:25:THR:H	1.23	1.03
32:DH:20:ALA:HB2	32:DH:25:LYS:HE3	1.39	1.03
31:DG:16:ARG:HH12	31:DG:28:VAL:HG13	1.20	1.03
41:BU:92:ARG:HD2	42:BV:11:GLN:NE2	1.74	1.03
38:DR:8:ARG:HA	38:DR:8:ARG:NE	1.72	1.03
1:AA:433:C:H2'	1:AA:434:U:C6	1.94	1.03

Continued on next page...

Continued from previous page...

Atom-1	Atom-2	Interatomic distance (Å)	Clash overlap (Å)
32:DH:159:GLU:HG3	32:DH:160:LYS:HG3	1.41	1.03
31:DG:39:ILE:HD13	31:DG:157:ILE:HG12	1.39	1.02
25:DA:2394:C:OP1	36:DP:63:PRO:HD2	1.58	1.02
2:CB:33:TYR:HB3	2:CB:41:ILE:HG22	1.38	1.02
1:AA:433:C:H2'	1:AA:434:U:H6	1.21	1.02
25:BA:1594:G:H5'	25:BA:1594:G:H8	1.20	1.02
25:BA:2876:G:H4'	40:BT:3:ARG:HD3	1.33	1.02
25:DA:1899:G:H22	25:DA:1902:C:N4	1.58	1.02
2:CB:61:LEU:HD21	2:CB:68:ILE:HD11	1.41	1.02
41:DU:111:GLU:HA	41:DU:114:LYS:HD3	1.40	1.02
32:DH:89:ILE:CD1	32:DH:90:LYS:H	1.72	1.02
36:BP:146:VAL:HG22	36:BP:147:LEU:H	1.23	1.02
25:DA:1747(A):G:H2'	25:DA:1748:G:H5''	1.40	1.02
2:AB:21:ARG:HB3	2:AB:39:ILE:HA	1.40	1.02
19:AS:53:ASN:HD21	19:AS:55:LYS:HB3	1.22	1.02
11:CK:48:ILE:HG22	11:CK:49:GLY:H	1.19	1.02
25:DA:285:C:H2'	25:DA:286:C:H5''	1.37	1.02
1:CA:322:C:H4'	20:CT:23:ARG:HD2	1.40	1.02
1:AA:1025:U:H4'	1:AA:1026:G:H8	1.25	1.02
25:DA:2887:U:H2'	25:DA:2888:C:C6	1.95	1.02
17:AQ:67:LYS:O	17:AQ:68:ARG:HB2	1.59	1.02
1:CA:1145:C:H4'	1:CA:1146:A:H5'	1.41	1.02
28:BD:35:LYS:HB2	28:BD:36:PRO:HD3	1.40	1.02
8:AH:100:ILE:HB	8:AH:125:ARG:HH12	1.22	1.02
55:B8:33:ASN:H	55:B8:33:ASN:HD22	1.02	1.02
50:D3:13:ILE:H	50:D3:13:ILE:HD12	1.22	1.02
25:DA:2312:U:C2'	25:DA:2313:C:H5''	1.89	1.01
45:DY:28:LYS:HA	45:DY:39:VAL:H	1.22	1.01
36:DP:65:ARG:NH2	55:D8:15:LYS:HB2	1.73	1.01
45:BY:46:LYS:HG2	45:BY:47:LYS:H	1.23	1.01
16:CP:72:ARG:HH21	16:CP:73:LEU:HD21	1.21	1.01
46:BZ:125:VAL:HG21	46:BZ:160:VAL:HG13	1.41	1.01
40:BT:28:VAL:HG22	40:BT:47:GLY:N	1.73	1.01
8:CH:110:ALA:HB3	8:CH:121:ASP:HB3	1.38	1.01
25:DA:275:G:H2'	25:DA:276:A:H4'	1.40	1.01
25:BA:1851:U:H2'	25:BA:1852:C:H5'	1.38	1.01
37:DQ:141:GLN:H	46:DZ:98:TYR:HB2	1.18	1.01
45:DY:28:LYS:HB2	45:DY:38:ILE:H	1.26	1.01
3:AC:71:ALA:HB1	3:AC:109:PRO:HG3	1.38	1.01
1:AA:1222:G:C2'	1:AA:1223:C:H5'	1.90	1.01
30:BF:178:PRO:HB2	30:BF:201:VAL:HG11	1.42	1.01

Continued on next page...

Continued from previous page...

Atom-1	Atom-2	Interatomic distance (Å)	Clash overlap (Å)
25:BA:541:C:C4	25:BA:542:C:N4	2.28	1.01
4:AD:108:LEU:HD11	4:AD:174:LEU:HD22	1.43	1.01
29:BE:32:PRO:HB3	29:BE:69:LYS:HB3	1.43	1.01
41:DU:92:ARG:HB2	41:DU:92:ARG:HH11	1.26	1.01
44:DX:12:VAL:HG23	44:DX:13:LEU:N	1.72	1.01
45:BY:27:VAL:HA	45:BY:28:LYS:NZ	1.76	1.01
25:BA:2175:C:H2'	25:BA:2176:A:H5''	1.41	1.01
32:BH:46:GLU:HG3	32:BH:51:ARG:HB2	1.41	1.00
1:CA:1305:G:H22	1:CA:1331:G:H2'	1.20	1.00
13:AM:97:PRO:HB2	13:AM:101:GLN:NE2	1.75	1.00
25:BA:2468:G:HO2'	25:BA:2469:A:H8	1.03	1.00
43:DW:4:LYS:HG2	43:DW:106:ILE:HG22	1.40	1.00
35:BO:97:ARG:HA	35:BO:117:LEU:HD21	1.41	1.00
1:CA:1133:G:N2	1:CA:1143:G:H1'	1.74	1.00
25:BA:272(H):C:H3'	25:BA:272(I):U:C5'	1.91	1.00
12:CL:44:LYS:HB3	12:CL:45:PRO:CD	1.91	1.00
52:D5:4:HIS:HB3	52:D5:5:PRO:HD3	1.39	1.00
25:DA:2701:C:H3'	25:DA:2702:U:C5'	1.91	1.00
25:BA:886:C:H2'	25:BA:887:A:H4'	1.01	1.00
28:DD:49:ILE:HD11	28:DD:52:ARG:HA	1.41	1.00
2:AB:115:LEU:HD23	2:AB:153:ARG:HD2	1.42	1.00
53:D6:41:PRO:CD	53:D6:46:HIS:H	1.75	1.00
43:DW:73:ALA:HB3	43:DW:106:ILE:HD11	1.39	1.00
28:DD:44:ASN:HB3	28:DD:49:ILE:HA	1.44	1.00
1:AA:265:G:H2'	1:AA:266:G:H5''	1.43	0.99
36:BP:62:LEU:HD13	36:BP:62:LEU:H	1.24	0.99
3:CC:52:LEU:HD23	3:CC:52:LEU:H	1.28	0.99
45:BY:26:LYS:HG2	45:BY:27:VAL:H	1.22	0.99
25:DA:958:U:H5''	37:DQ:14:ARG:HD3	1.42	0.99
3:CC:124:ILE:HG21	3:CC:189:ALA:HB1	1.44	0.99
25:DA:271(S):G:H2'	25:DA:271(T):C:H5''	1.41	0.99
38:DR:2:ARG:NH2	38:DR:5:LYS:HE2	1.76	0.99
11:AK:111:ASP:HA	18:AR:84:LYS:HG3	1.44	0.99
11:AK:127:LYS:HE2	11:AK:127:LYS:HA	1.38	0.99
3:CC:20:SER:HB2	3:CC:40:ARG:HH22	1.23	0.99
36:BP:85:LEU:HA	36:BP:88:LEU:HD13	1.45	0.99
2:CB:178:ARG:HB2	2:CB:178:ARG:HH11	1.28	0.99
1:CA:1305:G:H5''	21:CU:5:ASP:H	1.24	0.99
1:AA:1152:A:H5''	10:AJ:13:HIS:HB2	1.41	0.99
25:BA:330:A:H2	25:BA:1210:A:H2'	1.26	0.99
4:AD:62:GLN:HE22	4:AD:65:ARG:HE	0.99	0.99

Continued on next page...

Continued from previous page...

Atom-1	Atom-2	Interatomic distance (Å)	Clash overlap (Å)
53:D6:12:GLU:HA	53:D6:23:THR:HA	1.44	0.99
5:AE:76:ILE:HG12	5:AE:77:PRO:HD2	1.41	0.99
11:CK:127:LYS:HA	11:CK:127:LYS:HE2	1.43	0.99
45:BY:27:VAL:HA	45:BY:28:LYS:HZ1	1.25	0.98
25:DA:2749:A:H4'	32:DH:62:LYS:HB3	1.45	0.98
30:DF:3:GLU:HA	30:DF:24:LEU:HB3	1.43	0.98
55:B8:32:LEU:HB3	55:B8:36:LYS:HZ3	1.24	0.98
2:AB:168:THR:HG23	2:AB:192:SER:OG	1.62	0.98
28:BD:242:ARG:HD2	28:BD:242:ARG:H	1.28	0.98
40:DT:60:THR:HG22	40:DT:77:PRO:HA	1.44	0.98
22:CV:8:ARG:HE	23:CW:4:G:H5''	1.29	0.98
46:DZ:127:VAL:HG22	46:DZ:128:SER:H	1.27	0.98
42:DV:62:LEU:HD21	42:DV:95:LEU:HB2	1.42	0.98
3:AC:50:ALA:HB1	3:AC:70:VAL:HG11	1.39	0.98
2:AB:14:GLY:O	2:AB:15:VAL:HG22	1.63	0.98
5:AE:145:LYS:HA	8:AH:107:LEU:HD21	1.43	0.98
25:BA:272(D):G:H1	25:BA:364:C:H42	1.11	0.98
22:CV:72:TYR:N	22:CV:109:THR:HG21	1.77	0.98
32:BH:123:PHE:HA	32:BH:133:VAL:HG22	1.45	0.98
3:CC:182:ILE:HG12	3:CC:203:PHE:HA	1.44	0.98
1:CA:1134:G:H22	1:CA:1141:C:H1'	1.22	0.98
31:BG:137:GLU:HG2	31:BG:152:LEU:HD11	1.44	0.98
40:DT:50:ILE:HD11	40:DT:102:ILE:HD11	1.41	0.98
25:DA:10:G:H2'	25:DA:11:G:H8	1.26	0.98
25:BA:2758:A:H2'	25:BA:2759:G:H5''	1.45	0.98
9:CI:26:VAL:HG22	9:CI:61:ALA:HB3	1.46	0.98
31:BG:161:THR:HG22	31:BG:163:ALA:H	1.27	0.98
1:AA:1289:A:H5''	21:AU:10:ARG:HH21	1.28	0.98
41:BU:90:VAL:C	41:BU:92:ARG:HD3	1.84	0.98
25:BA:1803:A:O2'	28:BD:259:THR:HG21	1.64	0.98
46:DZ:149:LEU:HD13	46:DZ:149:LEU:H	1.29	0.98
1:CA:1000:U:H2'	1:CA:1001:A:H8	1.29	0.97
25:DA:2839:G:H21	38:DR:92:GLY:HA3	1.27	0.97
5:CE:50:GLU:HG3	5:CE:52:PRO:HD2	1.42	0.97
1:CA:1346:A:H61	1:CA:1374:A:H3'	1.26	0.97
10:AJ:5:ARG:HH21	10:AJ:99:LYS:HB2	1.23	0.97
25:BA:1697:G:H3'	25:BA:1698:A:H5''	1.46	0.97
25:BA:886:C:C2'	25:BA:887:A:H4'	1.93	0.97
25:DA:2792:G:H1	25:DA:2804:C:H42	1.03	0.97
25:DA:2245:U:H5'	25:DA:2246:G:H5'	1.46	0.97
2:CB:69:LEU:HD22	2:CB:91:PRO:HB2	1.41	0.97

Continued on next page...

Continued from previous page...

Atom-1	Atom-2	Interatomic distance (Å)	Clash overlap (Å)
31:DG:114:ILE:HB	31:DG:117:PHE:HB2	1.46	0.97
25:DA:1865:G:H5'	25:DA:1866:C:OP2	1.65	0.97
2:CB:48:MET:HA	2:CB:51:LEU:HD12	1.44	0.97
1:CA:1133:G:H2'	1:CA:1134:G:C8	2.00	0.97
40:DT:34:VAL:HA	40:DT:39:ARG:HA	1.45	0.97
42:BV:19:LYS:HG3	42:BV:20:LEU:O	1.65	0.97
28:DD:28:GLU:H	28:DD:29:PRO:HD2	1.27	0.97
28:DD:106:ILE:HD11	28:DD:196:VAL:HG13	1.45	0.97
8:AH:64:LYS:HG2	8:AH:79:VAL:HG21	1.43	0.97
25:DA:2648:C:H2'	25:DA:2649:U:H6	1.27	0.97
33:DI:45:LYS:HE3	33:DI:46:ALA:N	1.78	0.97
1:CA:975:A:H4'	1:CA:976:G:H5''	1.41	0.97
45:DY:27:VAL:HA	45:DY:28:LYS:HZ1	1.29	0.97
31:BG:51:ARG:HA	31:BG:51:ARG:HE	1.28	0.97
25:BA:886:C:H2'	25:BA:887:A:C4'	1.95	0.97
25:DA:94(A):G:H21	49:D2:47:ASN:HD22	1.09	0.97
7:AG:69:VAL:HG21	7:AG:104:LEU:HD21	1.46	0.97
47:D0:72:ARG:HE	47:D0:75:LEU:HD13	1.26	0.97
30:BF:46:ARG:HH11	30:BF:46:ARG:HG3	1.30	0.97
25:BA:925:C:H2'	25:BA:926:A:H5''	1.45	0.97
15:CO:87:ILE:HG22	15:CO:88:ARG:H	1.26	0.97
30:BF:67:GLN:HG3	30:BF:67:GLN:O	1.64	0.97
40:DT:92:GLY:O	40:DT:93:ARG:HG2	1.65	0.97
32:DH:19:VAL:HG12	32:DH:20:ALA:H	1.29	0.96
25:DA:2887:U:H2'	25:DA:2888:C:H6	1.27	0.96
42:BV:19:LYS:NZ	42:BV:20:LEU:H	1.63	0.96
25:BA:34:C:O2'	25:BA:35:G:H5'	1.64	0.96
25:BA:1779:U:H5	25:BA:1784:A:N7	1.63	0.96
25:DA:925:C:C2'	25:DA:926:A:H5''	1.93	0.96
22:CV:12:LYS:HD3	22:CV:65:VAL:HB	1.45	0.96
27:DC:15:VAL:HG22	27:DC:29:LEU:HD21	1.47	0.96
48:B1:51:VAL:HG21	48:B1:74:VAL:HG21	1.42	0.96
6:CF:91:VAL:HG11	18:CR:72:ARG:NH2	1.80	0.96
25:BA:1022:G:H22	25:BA:1142(A):A:H2	1.11	0.96
3:AC:40:ARG:HA	3:AC:43:LEU:HD12	1.46	0.96
30:DF:9:ILE:HA	30:DF:13:SER:O	1.65	0.96
36:DP:16:ARG:HD3	36:DP:18:ARG:H	1.30	0.96
30:BF:191:ARG:HH11	30:BF:191:ARG:HB3	1.28	0.96
43:DW:13:SER:HB3	43:DW:16:LYS:HE3	1.48	0.96
14:CN:23:ARG:HH11	14:CN:30:ALA:HB2	1.28	0.96
1:CA:1116:C:C2'	1:CA:1117:G:H5''	1.96	0.96

Continued on next page...

Continued from previous page...

Atom-1	Atom-2	Interatomic distance (Å)	Clash overlap (Å)
17:AQ:67:LYS:HA	17:AQ:70:ARG:HH12	1.31	0.96
39:BS:97:ARG:HH21	39:BS:98:VAL:HA	0.82	0.96
50:D3:8:LEU:HD12	50:D3:31:LEU:HA	1.48	0.96
1:AA:1397:C:C3'	1:AA:1398:A:H5''	1.96	0.96
2:CB:122:PHE:HA	2:CB:139:LYS:NZ	1.80	0.96
3:AC:83:ARG:O	3:AC:86:VAL:HG22	1.65	0.96
3:AC:63:ASN:HA	3:AC:98:ASN:CB	1.95	0.96
53:D6:14:THR:O	53:D6:49:HIS:HA	1.66	0.96
14:AN:26:ARG:HH12	14:AN:47:LEU:HD11	1.29	0.96
11:AK:50:TYR:HD2	11:AK:54:ARG:HB3	1.30	0.96
46:BZ:78:ARG:O	46:BZ:79:ARG:HB2	1.66	0.96
36:BP:48:PRO:HG2	36:BP:49:ARG:H	1.29	0.96
1:CA:1252:A:H61	1:CA:1285:A:H61	1.14	0.96
45:BY:28:LYS:N	45:BY:28:LYS:HZ2	1.64	0.96
53:B6:11:LEU:HD13	53:B6:12:GLU:H	1.27	0.96
41:DU:92:ARG:HD2	41:DU:95:LEU:HB2	1.43	0.95
25:DA:1484:G:H3'	25:DA:1485:G:H5''	1.46	0.95
37:DQ:132:VAL:HG11	46:DZ:80:ARG:NH2	1.79	0.95
41:BU:92:ARG:HH21	41:BU:95:LEU:N	1.64	0.95
1:CA:1298:C:H2'	7:CG:114:ARG:NH1	1.81	0.95
1:CA:1000:U:H2'	1:CA:1001:A:C8	2.01	0.95
25:DA:2348:U:H2'	25:DA:2349:G:H5''	1.45	0.95
25:DA:543:C:C2'	25:DA:545:G:H5'	1.96	0.95
44:DX:80:ILE:HD13	44:DX:80:ILE:O	1.66	0.95
40:DT:3:ARG:HB2	40:DT:6:LEU:HB2	1.45	0.95
29:DE:55:ASN:ND2	29:DE:58:ARG:HH11	1.65	0.95
25:BA:272(I):U:H2'	25:BA:274:G:C8	2.01	0.95
19:CS:19:VAL:O	19:CS:23:ASN:HB2	1.64	0.95
33:BI:3:VAL:HG12	33:BI:38:LEU:HA	1.46	0.95
31:DG:137:GLU:HG2	31:DG:152:LEU:HD11	1.49	0.95
47:B0:40:ARG:HD2	47:B0:40:ARG:H	1.26	0.95
45:DY:75:ILE:HG12	45:DY:79:CYS:HA	1.48	0.95
1:AA:1321:C:C5'	1:AA:1322:C:H5''	1.95	0.95
30:BF:2:LYS:HE2	30:BF:25:PRO:HB3	1.48	0.95
25:DA:2689:U:H5''	25:DA:2690:C:H5'	1.49	0.95
35:BO:86:ILE:HG22	35:BO:94:ARG:HG3	1.48	0.95
25:BA:571:A:H5'	25:BA:2030:A:H62	1.32	0.95
31:DG:82:LEU:HD22	31:DG:87:PRO:HG3	1.47	0.95
25:DA:2832:U:H4'	25:DA:2833:G:C5'	1.96	0.95
49:D2:35:LEU:HD12	49:D2:53:LEU:HD12	1.47	0.95
45:DY:95:LYS:HG3	45:DY:100:ALA:HA	1.48	0.95

Continued on next page...

Continued from previous page...

Atom-1	Atom-2	Interatomic distance (Å)	Clash overlap (Å)
36:DP:83:VAL:HG22	36:DP:88:LEU:HD11	1.48	0.95
36:BP:40:SER:O	36:BP:41:ARG:HD2	1.66	0.95
39:BS:56:LEU:HD22	39:BS:58:LEU:HD13	1.45	0.95
1:AA:197:A:H4'	1:AA:198:G:O5'	1.66	0.95
29:BE:77:ILE:HG22	29:BE:78:LEU:H	1.30	0.95
31:BG:51:ARG:NE	31:BG:51:ARG:HA	1.80	0.95
25:DA:1689:A:H62	25:DA:1698:A:H2	1.13	0.95
3:CC:76:VAL:HA	3:CC:83:ARG:CZ	1.97	0.95
25:DA:612:C:C2'	25:DA:613:G:H5''	1.97	0.95
52:B5:45:VAL:HG13	52:B5:50:GLY:HA2	1.49	0.95
37:DQ:38:GLU:HG3	37:DQ:127:ILE:HG22	1.47	0.95
17:CQ:76:LEU:HD21	17:CQ:79:SER:HB2	1.49	0.95
25:BA:2206:G:H21	25:BA:2207:G:C5'	1.78	0.95
25:DA:886:C:H2'	25:DA:887:A:H4'	0.97	0.95
36:BP:9:ASN:H	36:BP:10:PRO:HD3	1.30	0.95
15:AO:82:ILE:HG12	15:AO:87:ILE:HB	1.49	0.95
47:D0:40:GLN:HE22	47:D0:45:PHE:H	1.10	0.95
25:DA:2645:G:H3'	25:DA:2646:C:C5'	1.95	0.94
25:BA:662:G:OP1	36:BP:18:ARG:HD2	1.65	0.94
28:DD:26:LYS:HZ3	28:DD:82:ILE:H	1.13	0.94
1:AA:1305:G:N2	1:AA:1331:G:H2'	1.82	0.94
31:DG:103:LEU:HA	31:DG:106:LEU:HB3	1.49	0.94
30:DF:20:LEU:HB3	30:DF:23:ASP:OD2	1.67	0.94
31:BG:63:ILE:HA	31:BG:143:GLU:HG3	1.46	0.94
5:AE:11:ILE:HD11	5:AE:33:VAL:HG23	1.46	0.94
10:CJ:48:THR:HA	10:CJ:62:HIS:HB3	1.48	0.94
25:BA:1332:G:H5''	25:BA:1332:G:H8	1.30	0.94
32:BH:18:GLU:HB2	32:BH:25:LYS:HG3	1.50	0.94
47:D0:36:ILE:HD11	47:D0:39:ARG:HG2	1.49	0.94
25:DA:1411:C:H2'	25:DA:1412:A:C8	2.02	0.94
25:DA:272(G):C:H42	25:DA:363(C):G:H1	1.00	0.94
30:BF:22:ALA:HA	30:BF:26:ALA:HB2	1.49	0.94
25:BA:2101:G:C2'	25:BA:2102:U:H5''	1.97	0.94
54:D7:8:ASN:HD22	54:D7:9:ARG:N	1.64	0.94
1:AA:1373:G:H4'	7:AG:31:MET:HE1	1.45	0.94
45:BY:37:VAL:HG21	45:BY:72:VAL:HG21	1.46	0.94
25:BA:1389:G:H1	25:BA:1398:C:H42	1.01	0.94
36:BP:81:GLN:HG2	36:BP:106:LEU:HA	1.46	0.94
1:CA:1200:C:H5''	1:CA:1201:A:H3'	1.50	0.94
25:DA:910:A:H62	37:DQ:12:GLN:HA	1.31	0.94
45:DY:27:VAL:HA	45:DY:28:LYS:NZ	1.81	0.94

Continued on next page...

Continued from previous page...

Atom-1	Atom-2	Interatomic distance (Å)	Clash overlap (Å)
31:BG:47:LYS:HD3	31:BG:82:LEU:HG	1.48	0.94
1:AA:963:G:H21	10:AJ:55:LYS:HD3	1.29	0.94
1:CA:1033:G:H3'	1:CA:1034:G:C5'	1.97	0.94
39:DS:58:LEU:HD21	39:DS:68:GLN:HB2	1.49	0.94
19:AS:50:ALA:HB1	19:AS:57:HIS:HB3	1.50	0.94
30:BF:25:PRO:HG3	30:BF:119:ARG:HA	1.50	0.94
40:DT:13:ARG:NH1	40:DT:13:ARG:HA	1.83	0.94
25:BA:1464:C:HO2'	25:BA:1528:A:H8	1.05	0.94
39:BS:89:ARG:HB3	39:BS:92:TYR:HB3	1.48	0.94
1:AA:382:A:H2'	1:AA:383:A:C8	2.02	0.94
25:BA:2394:C:OP1	36:BP:63:PRO:HD2	1.66	0.94
25:BA:1019:U:H3	25:BA:1142(A):A:H62	1.12	0.94
1:AA:555:C:H2'	1:AA:556:C:H6	1.31	0.94
2:CB:16:HIS:HD2	2:CB:210:SER:HA	1.33	0.94
45:DY:10:GLY:HA2	45:DY:27:VAL:HG13	1.49	0.94
4:AD:14:ARG:HB2	4:AD:40:PRO:HD2	1.50	0.94
2:CB:111:ARG:HA	2:CB:111:ARG:HE	1.31	0.94
26:DB:7:G:H3'	26:DB:8:U:H5''	1.47	0.94
39:DS:17:ARG:HG3	39:DS:18:ILE:H	1.29	0.94
42:DV:46:VAL:HG22	42:DV:47:VAL:H	1.32	0.94
40:BT:29:ARG:HB2	40:BT:85:LYS:NZ	1.83	0.94
25:BA:1314:C:H5'	25:BA:1314:C:H6	1.32	0.94
46:DZ:25:GLY:HA3	46:DZ:85:VAL:HG23	1.47	0.93
3:AC:76:VAL:HA	3:AC:83:ARG:HH12	1.33	0.93
45:BY:28:LYS:HB2	45:BY:37:VAL:HB	1.46	0.93
25:DA:1411:C:H2'	25:DA:1412:A:H8	1.32	0.93
23:CW:1:C:H2'	23:CW:2:G:H8	1.32	0.93
3:AC:157:ILE:HD13	3:AC:166:GLU:HB2	1.48	0.93
39:BS:14:VAL:HG12	39:BS:15:ARG:H	1.33	0.93
9:AI:53:VAL:HG23	9:AI:54:ASP:H	1.31	0.93
41:BU:92:ARG:NH2	41:BU:94:ASN:HB3	1.84	0.93
38:DR:8:ARG:HE	38:DR:8:ARG:CA	1.81	0.93
25:BA:857:C:H5'	47:B0:76:ARG:HH22	1.31	0.93
43:BW:60:ASN:N	43:BW:60:ASN:HD22	1.65	0.93
13:CM:3:ARG:HH21	13:CM:7:VAL:HA	1.32	0.93
30:DF:132:VAL:HG13	30:DF:133:ASN:H	1.32	0.93
29:DE:55:ASN:HD21	29:DE:58:ARG:HH11	1.14	0.93
1:AA:344:A:H3'	1:AA:346:G:O6	1.66	0.93
25:DA:2833:G:H3'	25:DA:2834:G:H5''	1.49	0.93
32:BH:89:ILE:HD11	32:BH:129:THR:HB	1.47	0.93
1:AA:1056:U:H5'	3:AC:163:ALA:HB2	1.51	0.93

Continued on next page...

Continued from previous page...

Atom-1	Atom-2	Interatomic distance (Å)	Clash overlap (Å)
40:BT:112:ARG:HB3	40:BT:112:ARG:NH1	1.83	0.93
25:DA:1567:A:H5'	28:DD:58:HIS:CD2	2.02	0.93
25:BA:1689:A:H62	25:BA:1698:A:H2	1.12	0.93
45:DY:76:CYS:SG	45:DY:77:PRO:HD2	2.08	0.93
25:BA:2472:G:H5'	25:BA:2473:U:H5''	1.50	0.93
25:DA:2090:G:H21	48:D1:45:ASN:HD21	1.12	0.93
1:AA:1348:U:HO2'	1:AA:1349:A:H8	1.02	0.93
42:DV:51:VAL:HG12	42:DV:52:VAL:H	1.31	0.93
25:DA:10:G:H2'	25:DA:11:G:C8	2.04	0.93
1:AA:473:G:H2'	1:AA:474:G:H8	1.31	0.93
36:DP:96:THR:HG22	36:DP:126:VAL:HB	1.51	0.93
53:D6:40:CYS:HA	53:D6:46:HIS:CB	1.98	0.93
28:BD:270:ILE:CD1	28:BD:270:ILE:H	1.82	0.93
34:DN:15:LEU:HD13	34:DN:16:ILE:N	1.83	0.93
45:BY:10:GLY:CA	45:BY:27:VAL:HG13	1.97	0.93
53:B6:12:GLU:HA	53:B6:23:THR:HA	1.50	0.93
39:DS:66:ALA:O	39:DS:69:VAL:HG12	1.69	0.93
34:DN:23:LEU:HB3	34:DN:60:ILE:HG21	1.48	0.93
1:CA:1030:C:H2'	1:CA:1030(A):G:H5'	1.51	0.93
27:BC:71:LYS:HG2	27:BC:158:LYS:HD2	1.48	0.93
3:CC:47:LEU:HD21	3:CC:68:VAL:HG11	1.51	0.93
39:DS:34:HIS:HB3	39:DS:53:SER:HB3	1.51	0.93
25:BA:676:A:H8	25:BA:2069:G:H21	1.15	0.93
33:DI:127:VAL:HA	33:DI:139:GLN:HA	1.51	0.93
28:DD:244:ARG:HG2	28:DD:245:PRO:HG3	1.50	0.93
31:DG:76:SER:HB2	31:DG:83:ARG:CB	1.99	0.93
25:BA:1747(A):G:C2'	25:BA:1748:G:H5''	1.99	0.93
55:B8:33:ASN:O	55:B8:34:TRP:HB3	1.67	0.93
1:CA:1113:C:H5'	3:CC:14:ILE:HD12	1.49	0.93
1:CA:1316:G:H2'	1:CA:1317:C:H5''	1.51	0.93
1:CA:1124:G:H5'	10:CJ:35:SER:HB2	1.51	0.93
32:BH:111:HIS:CD2	32:BH:112:PRO:HD2	2.04	0.93
28:BD:273:ARG:CB	28:BD:273:ARG:HH11	1.81	0.93
1:AA:1223:C:C3'	1:AA:1223:C:C4'	2.47	0.93
25:DA:285:C:C2'	25:DA:286:C:H5''	1.97	0.93
25:DA:2170:A:H5''	27:DC:135:ARG:HH12	1.33	0.93
37:DQ:24:GLY:HA2	37:DQ:67:ARG:HH22	1.32	0.92
25:BA:2206:G:N2	25:BA:2207:G:H5'	1.83	0.92
1:AA:1158:C:H4'	2:AB:133:LYS:HE3	1.48	0.92
2:CB:208:ILE:HA	2:CB:211:ILE:HD12	1.50	0.92
19:CS:11:VAL:HA	19:CS:38:SER:HB3	1.48	0.92

Continued on next page...

Continued from previous page...

Atom-1	Atom-2	Interatomic distance (Å)	Clash overlap (Å)
1:CA:1137:C:H4'	1:CA:1138:G:C2	2.04	0.92
53:D6:41:PRO:HD3	53:D6:46:HIS:H	1.32	0.92
25:BA:2491:U:H5'	25:BA:2570:G:H5''	1.50	0.92
29:DE:34:VAL:HG23	29:DE:48:GLN:HE21	1.34	0.92
25:DA:157:U:C3'	25:DA:158:U:H5''	1.99	0.92
40:DT:82:LEU:H	40:DT:82:LEU:HD12	1.31	0.92
1:AA:1194:U:H2'	1:AA:1195:C:C6	2.05	0.92
27:DC:150:ILE:O	27:DC:154:ILE:HG13	1.67	0.92
2:AB:91:PRO:HG2	2:AB:155:LEU:HB2	1.50	0.92
3:CC:52:LEU:HD12	3:CC:55:VAL:HG22	1.50	0.92
25:BA:2090:G:H21	48:B1:45:ASN:ND2	1.66	0.92
38:DR:67:LEU:HD13	38:DR:76:VAL:HG21	1.50	0.92
27:BC:84:ILE:HG23	27:BC:95:VAL:HG11	1.49	0.92
25:DA:481:G:H1'	25:DA:506:G:N2	1.84	0.92
2:CB:131:PRO:HG2	2:CB:134:GLU:CB	1.97	0.92
29:DE:59:VAL:HG22	29:DE:60:ASN:H	1.31	0.92
4:AD:7:PRO:HB2	4:AD:10:ARG:HD2	1.48	0.92
42:BV:18:LEU:HD13	42:BV:19:LYS:H	1.33	0.92
39:BS:67:ARG:NH1	39:BS:100:ALA:H	1.66	0.92
36:BP:23:PRO:HB2	36:BP:33:ARG:HG3	1.50	0.92
30:BF:8:GLN:HB3	30:BF:126:VAL:HA	1.51	0.92
25:DA:1747(A):G:C2'	25:DA:1748:G:H5''	2.00	0.92
36:DP:83:VAL:HG11	36:DP:112:LEU:HD21	1.50	0.92
8:AH:127:LEU:O	8:AH:127:LEU:HD13	1.70	0.92
25:DA:1686:C:H5'	25:DA:1686:C:H6	1.34	0.92
25:BA:171:G:C2'	25:BA:172:C:H5''	1.99	0.92
31:DG:111:LEU:HD22	31:DG:120:LEU:HD21	1.49	0.92
25:BA:2513:G:N2	29:BE:143:ASN:HD21	1.67	0.92
25:DA:1467:C:H42	25:DA:1525:G:H1	1.11	0.92
31:BG:76:SER:HB2	31:BG:83:ARG:HB2	1.52	0.92
25:DA:2753:A:O2'	25:DA:2754:U:H5'	1.68	0.92
22:CV:13:VAL:HA	22:CV:62:ASP:HA	1.52	0.92
1:AA:1116:C:C2'	1:AA:1117:G:H5''	1.99	0.92
4:AD:33:MET:CE	4:AD:37:PRO:HA	1.98	0.92
25:BA:2290:G:H5'	25:BA:2290:G:H8	1.32	0.92
1:AA:1338:G:H4'	22:AV:183:ARG:HH22	1.35	0.92
1:AA:392:G:H2'	1:AA:393:A:C8	2.05	0.92
3:AC:134:ILE:HG21	3:AC:168:ALA:HB3	1.50	0.92
40:BT:115:ARG:HA	40:BT:115:ARG:HE	1.34	0.92
25:BA:784:A:N7	28:BD:229:VAL:HG21	1.84	0.92
55:B8:6:THR:HA	55:B8:61:LEU:HD11	1.52	0.92

Continued on next page...

Continued from previous page...

Atom-1	Atom-2	Interatomic distance (Å)	Clash overlap (Å)
48:D1:52:ARG:HG3	48:D1:53:VAL:H	1.34	0.92
31:DG:39:ILE:HG23	31:DG:92:VAL:HG13	1.52	0.92
43:DW:73:ALA:O	43:DW:106:ILE:HG12	1.70	0.92
39:DS:97:ARG:NH2	39:DS:98:VAL:HA	1.85	0.92
18:CR:50:ILE:HD12	18:CR:70:ILE:HG21	1.51	0.92
33:BI:133:HIS:HB2	33:BI:134:PRO:HD2	1.49	0.92
30:BF:3:GLU:HA	30:BF:24:LEU:HB3	1.51	0.92
53:D6:12:GLU:HB3	53:D6:23:THR:HG22	1.50	0.92
35:DO:104:ARG:HE	40:DT:33:LYS:HE3	1.33	0.92
12:AL:66:TYR:HD1	12:AL:87:VAL:HG21	1.33	0.92
29:BE:93:VAL:HG21	29:BE:180:ASN:HA	1.50	0.91
10:CJ:4:ILE:HB	10:CJ:74:ILE:HD11	1.50	0.91
1:CA:77:G:H1	1:CA:92:C:N4	1.67	0.91
25:DA:495:G:H21	43:DW:61:ASN:HD21	1.18	0.91
25:DA:1717:G:H3'	25:DA:1718:G:H5''	1.48	0.91
40:BT:55:ASN:H	40:BT:59:THR:HG22	1.33	0.91
1:CA:1342:C:H1'	9:CI:124:GLN:NE2	1.85	0.91
20:CT:82:SER:O	20:CT:86:ARG:HB2	1.68	0.91
25:BA:1590:U:C2'	25:BA:1591:G:H5''	1.99	0.91
20:CT:50:GLU:HA	20:CT:100:ILE:HG21	1.52	0.91
31:DG:161:THR:HG22	31:DG:163:ALA:H	1.31	0.91
28:BD:85:ASP:HB2	28:BD:92:ILE:HD12	1.53	0.91
25:BA:2068:U:H3	25:BA:2430:A:H2	1.04	0.91
42:DV:19:LYS:HZ3	42:DV:20:LEU:HB2	1.34	0.91
7:CG:4:ARG:NH1	7:CG:4:ARG:HB3	1.85	0.91
3:AC:63:ASN:CA	3:AC:98:ASN:HB3	2.00	0.91
1:AA:376:G:OP2	16:AP:67:THR:HG21	1.70	0.91
1:AA:392:G:H2'	1:AA:393:A:H8	1.33	0.91
7:CG:4:ARG:CB	7:CG:4:ARG:HH11	1.83	0.91
27:DC:21:TYR:HB2	27:DC:225:ILE:HG22	1.50	0.91
25:DA:106:C:H2'	25:DA:107:C:H6	1.33	0.91
25:DA:64:A:H8	25:DA:64:A:H5'	1.35	0.91
2:AB:122:PHE:HB2	2:AB:139:LYS:NZ	1.86	0.91
5:CE:79:GLU:HB3	5:CE:92:LYS:HA	1.51	0.91
25:BA:626:U:H5''	25:BA:627:A:H5'	1.53	0.91
23:CW:59:A:H2'	23:CW:60:U:H5'	1.52	0.91
25:BA:528:A:C2	25:BA:2042:A:H2'	2.06	0.91
25:DA:27:G:O2'	25:DA:28:A:H8	1.54	0.91
29:BE:9:VAL:HG12	29:BE:25:VAL:O	1.70	0.91
25:DA:2206:G:H21	25:DA:2207:G:H5'	1.31	0.91
36:BP:50:ARG:HG3	36:BP:51:PHE:N	1.83	0.91

Continued on next page...

Continued from previous page...

Atom-1	Atom-2	Interatomic distance (Å)	Clash overlap (Å)
3:AC:34:LEU:HG	3:AC:38:ARG:HH21	1.35	0.91
1:AA:1128:C:H1'	1:AA:1146:A:H61	1.33	0.91
36:BP:105:LEU:O	36:BP:106:LEU:HB3	1.69	0.91
25:DA:61:G:H1	25:DA:94:C:N4	1.68	0.91
25:DA:2176:A:H4'	27:DC:216:THR:HG21	1.50	0.91
25:DA:730:C:H2'	25:DA:731:C:H6	1.34	0.91
25:DA:2468:G:HO2'	25:DA:2469:A:H8	1.12	0.91
48:D1:3:LYS:HG3	48:D1:4:VAL:H	1.35	0.91
25:DA:676:A:H8	25:DA:2069:G:H21	1.11	0.91
36:BP:115:LEU:HB2	36:BP:131:SER:HB3	1.52	0.91
51:B4:62:CYS:SG	51:B4:64:LYS:HG2	2.11	0.91
2:CB:29:ALA:HA	2:CB:32:ILE:HD13	1.51	0.91
25:BA:1396:U:H1'	25:BA:1397:U:H6	1.27	0.91
45:BY:49:VAL:HG23	45:BY:50:ARG:H	1.36	0.91
25:DA:274:G:H22	25:DA:363:G:H22	1.18	0.91
3:CC:132:ARG:HH12	4:CD:47:ARG:HH22	1.00	0.91
25:BA:1614:A:H62	43:BW:93:ALA:HB2	1.34	0.91
1:CA:472:A:H4'	16:CP:82:GLN:HE22	1.35	0.91
25:DA:914:C:H2'	25:DA:915:C:H5'	1.52	0.91
41:DU:90:VAL:HG12	41:DU:91:ASP:H	1.33	0.91
25:DA:2832:U:H4'	25:DA:2833:G:H5''	1.51	0.91
1:AA:1030:C:H41	1:AA:1031:G:H21	1.19	0.91
5:CE:72:GLN:HE21	5:CE:144:THR:HG22	1.33	0.91
25:DA:243:U:OP1	55:D8:6:THR:HG21	1.70	0.91
7:CG:72:ARG:H	7:CG:138:LYS:HE2	1.35	0.91
52:B5:4:HIS:HB3	52:B5:5:PRO:HD3	1.53	0.91
25:BA:2090:G:H21	48:B1:45:ASN:HD21	1.18	0.91
27:DC:43:GLU:HB2	27:DC:216:THR:O	1.70	0.91
32:BH:12:PRO:O	32:BH:13:LYS:HB2	1.68	0.90
31:DG:76:SER:HB3	31:DG:84:LYS:H	1.35	0.90
25:BA:1173:G:H3'	25:BA:1174:A:C5'	2.00	0.90
32:DH:85:LYS:HD2	32:DH:141:VAL:HG12	1.53	0.90
29:DE:181:LEU:HD21	40:DT:7:ILE:HG22	1.54	0.90
1:AA:838:G:H2'	1:AA:839:U:H5''	1.53	0.90
1:CA:652:U:O2'	1:CA:653:A:H5''	1.71	0.90
41:BU:74:LEU:HD12	41:BU:74:LEU:H	1.36	0.90
40:BT:112:ARG:CB	40:BT:112:ARG:HH11	1.84	0.90
28:BD:244:ARG:HG2	28:BD:245:PRO:HG3	1.54	0.90
1:AA:1397:C:H3'	1:AA:1398:A:C5'	1.98	0.90
27:BC:128:LEU:HA	27:BC:131:ILE:HD12	1.51	0.90
2:AB:44:LEU:HD12	2:AB:44:LEU:H	1.36	0.90

Continued on next page...

Continued from previous page...

Atom-1	Atom-2	Interatomic distance (Å)	Clash overlap (Å)
42:BV:19:LYS:HG2	42:BV:94:LEU:HB2	1.52	0.90
12:AL:38:ARG:HD2	12:AL:40:VAL:HG12	1.52	0.90
1:CA:76:C:N4	1:CA:93:G:H1	1.70	0.90
26:BB:48:A:H4'	39:BS:95:HIS:HD2	1.36	0.90
2:CB:28:PHE:HB2	2:CB:194:PRO:HD3	1.53	0.90
34:DN:25:ARG:HG3	34:DN:25:ARG:HH11	1.37	0.90
25:DA:286:C:H2'	25:DA:287:C:H5'	1.52	0.90
10:AJ:12:ASP:OD1	10:AJ:15:THR:HG23	1.71	0.90
27:BC:80:LYS:HG2	31:BG:50:ALA:H	1.34	0.90
15:AO:25:THR:HG21	15:AO:70:LEU:HB2	1.52	0.90
25:DA:881:G:H2'	25:DA:882:G:C8	2.06	0.90
28:DD:79:VAL:HG11	28:DD:111:LEU:HD11	1.54	0.90
1:CA:1012:U:H2'	1:CA:1013:G:C8	2.06	0.90
11:AK:32:ILE:HD13	11:AK:32:ILE:H	1.36	0.90
2:CB:21:ARG:HB3	2:CB:39:ILE:HA	1.54	0.90
25:DA:954:G:H5''	37:DQ:13:GLN:OE1	1.72	0.90
16:AP:50:LYS:HD3	16:AP:51:VAL:N	1.86	0.90
14:AN:27:CYS:SG	14:AN:29:ARG:HB2	2.12	0.90
25:DA:1654:A:P	38:DR:3:HIS:HB2	2.12	0.90
36:DP:75:ILE:HD12	36:DP:75:ILE:H	1.36	0.90
5:CE:17:ALA:HA	5:CE:26:PHE:HA	1.53	0.90
25:BA:2829:C:H2'	25:BA:2830:G:H8	1.35	0.90
39:BS:89:ARG:HB3	39:BS:92:TYR:CB	2.02	0.90
31:DG:66:GLN:NE2	31:DG:94:LEU:HD23	1.87	0.90
31:BG:139:LEU:H	31:BG:139:LEU:HD23	1.34	0.90
40:BT:28:VAL:HG22	40:BT:47:GLY:H	1.37	0.90
52:D5:4:HIS:HB3	52:D5:5:PRO:CD	1.99	0.90
3:CC:16:ARG:HB2	3:CC:16:ARG:HH11	1.36	0.90
1:CA:1028:C:O2	1:CA:1033:G:H2'	1.72	0.90
25:DA:310:A:O2'	25:DA:311:A:H2'	1.71	0.90
28:BD:155:LEU:HD23	28:BD:177:LEU:HD22	1.53	0.90
1:AA:56:U:H2'	1:AA:57:G:C8	2.07	0.90
33:DI:12:LEU:HB2	33:DI:19:VAL:HG11	1.52	0.90
41:DU:92:ARG:HG2	42:DV:11:GLN:HB2	1.51	0.90
45:DY:7:VAL:HB	45:DY:8:LYS:HD2	1.54	0.90
32:DH:85:LYS:HG3	32:DH:145:ALA:HB2	1.50	0.90
1:AA:501:C:H2'	1:AA:502:G:H8	1.35	0.90
1:CA:80:G:H1	1:CA:90:U:H4'	1.37	0.90
25:DA:1654:A:OP1	38:DR:3:HIS:HB2	1.71	0.90
1:AA:57:G:H2'	1:AA:58:C:C6	2.06	0.90
10:CJ:30:SER:OG	10:CJ:81:THR:HG22	1.71	0.90

Continued on next page...

Continued from previous page...

Atom-1	Atom-2	Interatomic distance (Å)	Clash overlap (Å)
50:B3:44:ARG:O	50:B3:48:GLU:HG2	1.70	0.90
36:BP:58:THR:O	36:BP:61:ARG:CZ	2.20	0.90
22:CV:71:GLN:HE21	22:CV:72:TYR:H	1.15	0.90
30:BF:9:ILE:HG12	30:BF:14:PRO:HA	1.52	0.90
1:CA:266:G:H5''	1:CA:268:C:H41	1.35	0.90
25:DA:571:A:H5'	25:DA:2030:A:H62	1.34	0.90
1:CA:76:C:H42	1:CA:93:G:H1	0.91	0.89
12:CL:67:ILE:HG12	12:CL:97:ILE:HD12	1.52	0.89
23:AW:1:C:H42	23:AW:72:A:H61	1.19	0.89
40:DT:54:ARG:HA	40:DT:59:THR:OG1	1.72	0.89
25:BA:524:U:H2'	25:BA:525:U:C6	2.07	0.89
25:BA:549:G:H2'	25:BA:551:G:H5''	1.52	0.89
25:DA:528:A:H8	25:DA:528:A:H3'	1.36	0.89
27:BC:29:LEU:HD21	27:BC:223:VAL:HG11	1.54	0.89
38:DR:2:ARG:CZ	38:DR:5:LYS:HE2	2.03	0.89
3:CC:132:ARG:NH1	4:CD:47:ARG:HH22	1.70	0.89
28:DD:101:GLU:OE1	28:DD:103:ARG:HD3	1.72	0.89
2:AB:9:GLU:O	2:AB:12:GLU:HB2	1.72	0.89
29:BE:154:LYS:HE3	29:BE:154:LYS:HA	1.54	0.89
7:CG:20:ASP:HB3	7:CG:23:VAL:HG23	1.55	0.89
45:BY:50:ARG:HD3	45:BY:53:PRO:CG	2.02	0.89
45:BY:45:VAL:HG22	45:BY:61:ILE:HA	1.54	0.89
31:DG:82:LEU:HD13	31:DG:87:PRO:HB3	1.53	0.89
25:DA:2611:U:H5'	25:DA:2611:U:H6	1.38	0.89
3:CC:89:GLU:HG3	3:CC:90:GLU:OE2	1.71	0.89
36:BP:64:LYS:HB3	55:B8:25:MET:HG3	1.53	0.89
12:CL:22:PRO:O	12:CL:24:LEU:HD13	1.71	0.89
46:BZ:15:SER:HA	46:BZ:18:ARG:HD2	1.52	0.89
53:B6:30:THR:HB	53:B6:31:PRO:HD2	1.52	0.89
2:CB:8:LYS:C	2:CB:12:GLU:HG3	1.93	0.89
23:CW:23:C:H2'	23:CW:24:U:H6	1.38	0.89
30:DF:10:PRO:HG2	30:DF:13:SER:HB2	1.55	0.89
25:BA:330:A:HO2'	25:BA:331:A:H8	1.17	0.89
3:AC:134:ILE:HG23	3:AC:151:VAL:HB	1.55	0.89
54:B7:8:ASN:HD22	54:B7:8:ASN:C	1.76	0.89
41:DU:90:VAL:HG21	42:DV:39:LEU:HG	1.55	0.89
47:D0:53:MET:HB3	47:D0:59:LEU:HD23	1.54	0.89
25:BA:2833:G:H3'	25:BA:2834:G:C5'	2.02	0.89
28:BD:240:ALA:HB1	28:BD:241:PRO:HD2	1.55	0.89
25:BA:1114:G:H3'	25:BA:1115:G:H5''	1.52	0.89
4:AD:131:ARG:HD3	4:AD:131:ARG:H	1.38	0.89

Continued on next page...

Continued from previous page...

Atom-1	Atom-2	Interatomic distance (Å)	Clash overlap (Å)
2:CB:54:THR:O	2:CB:58:ILE:HG12	1.71	0.89
19:AS:39:THR:HG22	19:AS:40:ILE:H	1.36	0.89
3:AC:54:ARG:HG2	3:AC:55:VAL:N	1.86	0.89
8:AH:100:ILE:HB	8:AH:125:ARG:NH1	1.87	0.89
13:AM:70:LEU:O	13:AM:74:VAL:HG23	1.73	0.89
1:AA:1363(A):A:H5''	1:AA:1364:U:OP1	1.72	0.89
19:CS:16:LEU:O	19:CS:20:LEU:HG	1.71	0.89
1:AA:878:G:H5'	8:AH:89:PRO:HG2	1.52	0.89
1:AA:134:A:H61	16:AP:25:ARG:NH1	1.70	0.89
4:AD:49:ARG:HD3	4:AD:50:ARG:N	1.88	0.89
55:B8:32:LEU:HB3	55:B8:36:LYS:NZ	1.88	0.89
4:AD:62:GLN:NE2	4:AD:65:ARG:HE	1.70	0.89
20:AT:26:ASN:HD22	20:AT:27:LYS:H	1.19	0.89
2:AB:80:ILE:HD11	2:AB:215:LEU:HB2	1.55	0.89
3:CC:58:GLU:HB3	3:CC:65:ALA:HB2	1.55	0.89
28:BD:70:TRP:CH2	28:BD:150:LYS:HA	2.08	0.89
2:CB:47:THR:HG23	2:CB:202:PRO:HG2	1.55	0.88
1:AA:977:A:N6	1:AA:1224:G:OP1	2.06	0.88
1:AA:21:G:H2'	1:AA:22:G:C8	2.08	0.88
29:BE:51:PHE:O	29:BE:74:PRO:HB2	1.73	0.88
25:DA:2126:A:H4'	25:DA:2127:G:O5'	1.73	0.88
25:DA:1175:U:H4'	25:DA:1176:G:H2'	1.55	0.88
40:DT:66:VAL:HA	40:DT:71:GLY:HA2	1.54	0.88
1:AA:192:U:H4'	20:AT:103:GLY:N	1.88	0.88
36:BP:64:LYS:CB	55:B8:25:MET:HG3	2.03	0.88
25:BA:2387:U:H5'	25:BA:2388:A:OP2	1.73	0.88
32:DH:13:LYS:HD3	32:DH:14:GLY:H	1.38	0.88
1:CA:613:C:H42	1:CA:627:G:H1	1.18	0.88
31:BG:72:ARG:NH1	31:BG:86:MET:HG2	1.88	0.88
42:BV:35:LEU:HB3	42:BV:37:VAL:HG23	1.56	0.88
35:DO:87:ILE:HG22	35:DO:88:ASN:H	1.37	0.88
25:DA:2184:G:H21	25:DA:2185:C:H41	1.21	0.88
22:CV:172:LYS:HG3	22:CV:184:ALA:HA	1.53	0.88
30:DF:155:LEU:HD21	30:DF:186:ILE:HD13	1.54	0.88
1:AA:9:G:H5'	5:AE:122:GLU:OE2	1.74	0.88
25:BA:1591:G:H5'	25:BA:1591:G:H8	1.36	0.88
32:BH:27:LYS:HG2	32:BH:32:GLU:HG3	1.52	0.88
48:D1:5:CYS:SG	48:D1:62:VAL:HG23	2.14	0.88
45:DY:28:LYS:H	45:DY:28:LYS:HZ2	1.20	0.88
10:AJ:32:ALA:H	10:AJ:76:ASN:CB	1.86	0.88
2:CB:113:HIS:O	2:CB:117:GLU:HG3	1.74	0.88

Continued on next page...

Continued from previous page...

Atom-1	Atom-2	Interatomic distance (Å)	Clash overlap (Å)
5:CE:72:GLN:NE2	5:CE:144:THR:HG22	1.88	0.88
25:BA:2701:C:H3'	25:BA:2702:U:C5'	2.03	0.88
51:D4:48:ILE:H	51:D4:48:ILE:HD12	1.37	0.88
51:B4:53:THR:O	51:B4:54:LYS:HG2	1.73	0.88
28:BD:270:ILE:O	28:BD:271:ILE:HB	1.71	0.88
36:BP:16:ARG:HB2	36:BP:16:ARG:NH1	1.88	0.88
40:BT:85:LYS:HA	40:BT:85:LYS:HZ2	1.35	0.88
11:CK:96:ARG:HA	11:CK:99:GLN:HG2	1.54	0.88
5:AE:51:VAL:HB	5:AE:52:PRO:HD3	1.53	0.88
7:AG:23:VAL:HG13	7:AG:43:PHE:CE2	2.09	0.88
25:BA:541:C:N3	25:BA:542:C:N4	2.22	0.88
36:BP:62:LEU:N	36:BP:62:LEU:HD13	1.88	0.88
31:BG:51:ARG:CA	31:BG:51:ARG:HE	1.85	0.88
28:DD:30:GLU:HG3	28:DD:63:ARG:CZ	2.02	0.88
27:BC:75:VAL:HG22	27:BC:113:ALA:HB3	1.54	0.88
28:BD:79:VAL:HG21	28:BD:111:LEU:HD21	1.53	0.88
1:AA:405:U:H3'	1:AA:406:G:H5'	1.56	0.88
46:BZ:143:LEU:HD11	46:BZ:149:LEU:HD12	1.53	0.88
1:AA:1187:G:OP1	9:AI:113:LYS:HE2	1.73	0.88
46:DZ:164:VAL:HG13	46:DZ:168:GLU:HB3	1.52	0.88
34:DN:28:THR:HG23	34:DN:29:LYS:H	1.37	0.88
25:DA:1884:A:C2'	25:DA:1885:A:H5''	2.02	0.88
22:CV:136:PRO:O	22:CV:149:LYS:HD2	1.74	0.88
40:BT:28:VAL:HG12	40:BT:29:ARG:HD3	1.54	0.88
36:BP:25:SER:O	36:BP:30:THR:HG23	1.73	0.88
33:BI:115:ALA:HB2	33:BI:129:THR:OG1	1.71	0.88
1:AA:627:G:O2'	1:AA:628:G:H5'	1.74	0.88
1:AA:424:G:H2'	1:AA:425:G:H8	1.35	0.88
41:DU:95:LEU:HD21	42:DV:13:ARG:HB2	1.54	0.88
1:AA:1222:G:H2'	1:AA:1223:C:H5'	1.56	0.88
10:AJ:4:ILE:HB	10:AJ:74:ILE:HG13	1.53	0.88
10:AJ:5:ARG:NH2	10:AJ:99:LYS:HB2	1.88	0.88
28:BD:31:LYS:HG3	28:BD:33:LEU:HD13	1.55	0.88
36:DP:59:LEU:HA	36:DP:61:ARG:CZ	2.03	0.88
55:B8:33:ASN:H	55:B8:33:ASN:ND2	1.72	0.88
4:AD:11:LEU:HD13	4:AD:66:ARG:HD3	1.55	0.88
27:BC:79:ALA:HA	27:BC:120:VAL:HG21	1.56	0.88
40:DT:28:VAL:HG13	40:DT:46:GLU:HA	1.54	0.88
36:BP:23:PRO:HB2	36:BP:33:ARG:CD	2.03	0.88
25:BA:1504:C:H2'	25:BA:1505:C:H5''	1.56	0.88
42:DV:39:LEU:HD12	42:DV:51:VAL:HA	1.55	0.88

Continued on next page...

Continued from previous page...

Atom-1	Atom-2	Interatomic distance (Å)	Clash overlap (Å)
28:BD:44:ASN:HB3	28:BD:49:ILE:HA	1.54	0.88
19:AS:16:LEU:O	19:AS:20:LEU:HG	1.74	0.88
2:AB:140:HIS:HA	2:AB:143:GLU:HG3	1.54	0.88
27:DC:37:LYS:HD2	27:DC:37:LYS:H	1.36	0.88
1:AA:1435:G:H2'	1:AA:1436:U:C6	2.09	0.88
1:CA:1310:G:H5'	13:CM:77:ASN:HD21	1.38	0.88
49:D2:65:ASN:HB3	49:D2:69:ARG:NH2	1.89	0.88
31:BG:44:GLY:H	31:BG:88:ILE:HG12	1.39	0.88
29:BE:75:VAL:O	29:BE:77:ILE:N	2.07	0.88
40:DT:27:THR:HG23	40:DT:28:VAL:H	1.37	0.88
1:CA:1123:A:N3	10:CJ:38:ILE:HG22	1.89	0.88
43:DW:59:VAL:HG23	43:DW:65:LEU:H	1.38	0.88
30:BF:198:ALA:O	30:BF:201:VAL:HG12	1.74	0.87
16:AP:58:TYR:O	16:AP:61:SER:HB3	1.74	0.87
40:DT:13:ARG:CZ	40:DT:13:ARG:HA	2.04	0.87
27:BC:172:ILE:HG21	27:BC:197:LEU:HD21	1.55	0.87
25:BA:847:U:H2'	25:BA:848:G:H5''	1.53	0.87
40:DT:115:ARG:HA	40:DT:115:ARG:HE	1.39	0.87
33:BI:117:GLU:HG3	33:BI:118:LYS:N	1.89	0.87
29:BE:78:LEU:C	29:BE:79:ARG:HD2	1.93	0.87
25:DA:2803:C:H2'	25:DA:2804:C:C5	2.09	0.87
25:DA:2168:G:H2'	25:DA:2169:A:H5''	1.55	0.87
51:B4:44:CYS:HB2	51:B4:64:LYS:HG3	1.56	0.87
11:CK:126:ARG:HB3	11:CK:126:ARG:NH1	1.89	0.87
1:CA:1324:A:H4'	1:CA:1362:C:H4'	1.54	0.87
25:BA:2689:U:H5''	25:BA:2690:C:H5'	1.56	0.87
27:BC:46:ALA:HA	27:BC:212:SER:O	1.73	0.87
34:DN:4:TYR:HB2	41:DU:64:ARG:NH2	1.87	0.87
37:DQ:102:VAL:HG12	37:DQ:103:MET:H	1.37	0.87
25:DA:81:G:H21	45:DY:2:ARG:HH12	1.20	0.87
30:DF:4:VAL:HA	30:DF:18:ARG:O	1.74	0.87
36:BP:65:ARG:HH11	36:BP:65:ARG:HG3	1.37	0.87
25:DA:271(S):G:C2'	25:DA:271(T):C:H5''	2.05	0.87
27:DC:146:VAL:HG12	27:DC:147:GLY:H	1.39	0.87
25:DA:1194:A:H3'	25:DA:1195:G:H5''	1.54	0.87
25:DA:2330:G:H1'	47:D0:41:ARG:HB2	1.56	0.87
25:BA:740:U:H6	25:BA:740:U:H5'	1.38	0.87
28:BD:44:ASN:HB2	28:BD:48:ARG:O	1.74	0.87
3:AC:70:VAL:HG12	3:AC:72:LYS:H	1.39	0.87
25:BA:1598:C:H5'	44:BX:36:LYS:HB2	1.53	0.87
10:AJ:40:LEU:HD23	10:AJ:40:LEU:H	1.40	0.87

Continued on next page...

Continued from previous page...

Atom-1	Atom-2	Interatomic distance (Å)	Clash overlap (Å)
30:BF:111:ALA:HB2	30:BF:206:ILE:HG21	1.56	0.87
9:AI:18:PHE:HD1	9:AI:62:TYR:HD2	1.21	0.87
25:BA:612:C:H2'	25:BA:613:G:C5'	2.02	0.87
25:BA:1594:G:H5'	25:BA:1594:G:C8	2.09	0.87
7:AG:145:ALA:O	7:AG:146:GLU:HB2	1.73	0.87
41:BU:92:ARG:NH2	41:BU:95:LEU:HG	1.89	0.87
25:BA:2645:G:H3'	25:BA:2646:C:C5'	2.02	0.87
13:AM:66:LEU:HA	13:AM:70:LEU:HD12	1.55	0.87
25:DA:828:U:H2'	25:DA:829:A:C8	2.08	0.87
1:AA:920:U:H2'	1:AA:921:U:H6	1.37	0.87
1:CA:1139:G:H5'	1:CA:1140:C:OP1	1.74	0.87
1:AA:1203:C:H2'	1:AA:1204:A:H8	1.37	0.87
1:CA:1062:U:H2'	1:CA:1063:C:C6	2.10	0.87
18:AR:82:THR:HG22	18:AR:83:GLU:H	1.40	0.87
1:AA:67:C:O2'	1:AA:171:A:H1'	1.74	0.87
29:BE:116:VAL:O	29:BE:117:MET:HB3	1.75	0.87
8:AH:85:ARG:HD3	8:AH:86:ILE:N	1.89	0.87
6:CF:6:VAL:HG22	6:CF:90:VAL:HG22	1.56	0.87
40:BT:3:ARG:O	40:BT:7:ILE:HG12	1.75	0.87
25:DA:2701:C:C3'	25:DA:2702:U:H5''	2.05	0.87
25:BA:1397:U:H5'	25:BA:1398:C:OP2	1.74	0.87
32:DH:156:ALA:HB3	32:DH:159:GLU:HB3	1.54	0.87
36:DP:59:LEU:HA	36:DP:61:ARG:NH1	1.90	0.87
25:BA:330:A:C2	25:BA:1210:A:H2'	2.10	0.87
15:CO:33:THR:HA	15:CO:63:ARG:HH21	1.40	0.87
27:DC:215:VAL:HB	27:DC:223:VAL:HB	1.55	0.87
36:BP:7:ARG:O	36:BP:10:PRO:HD3	1.73	0.87
28:BD:273:ARG:HB2	28:BD:273:ARG:NH1	1.90	0.87
42:BV:35:LEU:C	42:BV:37:VAL:H	1.79	0.87
1:AA:1301:U:H3'	1:AA:1302:U:H5''	1.56	0.87
22:CV:45:GLU:HA	22:CV:121:LYS:HD3	1.56	0.87
25:BA:1902:C:H4'	28:BD:244:ARG:HA	1.57	0.86
3:AC:57:ILE:HA	3:AC:65:ALA:HB3	1.55	0.86
53:B6:20:ASN:ND2	53:B6:21:TYR:H	1.72	0.86
32:BH:117:PRO:HB3	32:BH:123:PHE:CE1	2.10	0.86
27:BC:80:LYS:HD3	27:BC:120:VAL:HG12	1.57	0.86
25:BA:1019:U:HO2'	25:BA:1021:A:H2	0.87	0.86
2:AB:68:ILE:HD12	2:AB:161:ALA:HB3	1.57	0.86
25:BA:1481:U:H5'	25:BA:1482:G:OP2	1.75	0.86
25:BA:409:C:O2'	25:BA:410:G:H5'	1.75	0.86
20:CT:73:HIS:HB3	20:CT:74:LYS:HD3	1.55	0.86

Continued on next page...

Continued from previous page...

Atom-1	Atom-2	Interatomic distance (Å)	Clash overlap (Å)
25:DA:2392:A:H2	25:DA:2424:C:H42	1.20	0.86
3:CC:64:VAL:HG13	3:CC:97:LYS:NZ	1.90	0.86
8:AH:63:LEU:HD23	8:AH:65:TYR:HH	1.39	0.86
19:CS:36:ARG:HH12	19:CS:75:ALA:HB3	1.40	0.86
1:CA:1154:G:H2'	1:CA:1155:G:C8	2.09	0.86
1:CA:1154:G:H2'	1:CA:1155:G:H8	1.38	0.86
25:DA:2169:A:H1'	27:DC:130:ARG:HH22	1.39	0.86
27:DC:139:PRO:HB3	27:DC:146:VAL:HG22	1.54	0.86
28:DD:10:THR:HG23	28:DD:13:ARG:CB	2.05	0.86
27:BC:43:GLU:HB2	27:BC:216:THR:HG23	1.56	0.86
4:CD:128:VAL:HG12	4:CD:129:ASN:ND2	1.88	0.86
25:BA:2317:C:H2'	25:BA:2318:G:H5'	1.56	0.86
4:CD:30:LYS:HA	4:CD:35:ARG:HD2	1.54	0.86
45:BY:49:VAL:CG2	45:BY:50:ARG:H	1.88	0.86
27:BC:80:LYS:HG2	31:BG:50:ALA:N	1.90	0.86
5:CE:82:VAL:HG11	5:CE:137:GLU:HB3	1.57	0.86
5:CE:64:ARG:HE	5:CE:64:ARG:HA	1.40	0.86
28:BD:108:PRO:HG2	28:BD:111:LEU:HB2	1.56	0.86
32:DH:44:VAL:HG12	32:DH:45:VAL:H	1.40	0.86
40:BT:125:ARG:HH11	40:BT:125:ARG:HA	1.39	0.86
9:CI:17:VAL:HG11	9:CI:81:ILE:HD13	1.57	0.86
52:B5:37:LYS:HG3	52:B5:38:ALA:H	1.40	0.86
30:DF:168:ARG:HG2	30:DF:175:THR:HG21	1.58	0.86
30:DF:195:ASP:HB2	30:DF:198:ALA:HB3	1.55	0.86
55:D8:32:LEU:HG	55:D8:36:LYS:HE2	1.55	0.86
1:CA:1101:A:H4'	1:CA:1102:A:O5'	1.75	0.86
45:BY:16:ALA:HB1	45:BY:21:LYS:NZ	1.90	0.86
45:DY:50:ARG:NH2	45:DY:54:LYS:HB3	1.90	0.86
25:DA:158:U:H4'	25:DA:159:U:OP1	1.73	0.86
28:DD:44:ASN:CB	28:DD:49:ILE:HA	2.03	0.86
34:DN:111:PRO:HA	34:DN:114:ARG:NH1	1.91	0.86
16:AP:20:VAL:HG23	16:AP:34:GLU:O	1.75	0.86
25:BA:494:G:H21	43:BW:57:ASN:HD21	1.20	0.86
41:DU:65:ILE:HD11	41:DU:96:ALA:CB	2.04	0.86
25:BA:1887:C:C2'	25:BA:1888:G:H5''	2.06	0.86
28:BD:35:LYS:HA	28:BD:64:ILE:HG22	1.57	0.86
25:BA:364:C:H2'	25:BA:365:C:H5''	1.56	0.86
10:CJ:49:VAL:HG23	14:CN:41:ARG:HB2	1.56	0.86
39:DS:20:ARG:N	39:DS:20:ARG:HH11	1.73	0.86
25:BA:539:G:H8	25:BA:539:G:H5'	1.37	0.86
25:BA:27:G:N2	25:BA:512:G:H2'	1.91	0.86

Continued on next page...

Continued from previous page...

Atom-1	Atom-2	Interatomic distance (Å)	Clash overlap (Å)
25:DA:522:G:H2'	25:DA:523:C:C6	2.09	0.86
25:BA:157:U:H2'	25:BA:158:U:C6	2.10	0.86
2:CB:137:ARG:NH1	2:CB:141:GLU:HB2	1.89	0.86
22:CV:123:THR:HG23	22:CV:176:ARG:NH2	1.90	0.86
4:AD:79:PHE:CZ	4:AD:204:ILE:HA	2.11	0.86
36:BP:23:PRO:HB2	36:BP:33:ARG:CG	2.06	0.86
1:CA:81:U:H5'	1:CA:81:U:H6	1.41	0.86
1:AA:1006:C:H2'	1:AA:1007:C:C6	2.10	0.86
39:DS:84:GLN:HA	39:DS:106:ARG:HB2	1.58	0.86
2:CB:19:HIS:ND1	2:CB:20:GLU:HG2	1.91	0.86
41:DU:69:CYS:SG	41:DU:74:LEU:HD13	2.14	0.86
30:DF:78:ILE:CD1	30:DF:78:ILE:H	1.84	0.86
5:AE:11:ILE:HD11	5:AE:33:VAL:CG2	2.05	0.86
3:CC:94:LEU:HD12	3:CC:95:THR:N	1.91	0.86
14:CN:26:ARG:HD2	14:CN:43:CYS:SG	2.16	0.86
15:AO:75:PRO:HB2	15:AO:79:ARG:HH21	1.40	0.86
33:BI:113:ARG:NH1	33:BI:132:PRO:HD3	1.91	0.86
50:D3:40:THR:O	50:D3:44:ARG:HG3	1.76	0.86
30:DF:53:THR:HG23	30:DF:55:GLY:H	1.39	0.86
1:AA:1036:G:H2'	1:AA:1037:C:H5'	1.55	0.86
44:DX:12:VAL:HB	44:DX:17:ALA:CB	2.06	0.86
3:AC:20:SER:HB2	3:AC:40:ARG:HH22	1.41	0.86
3:AC:83:ARG:HG2	3:AC:83:ARG:HH11	1.39	0.86
33:BI:48:GLU:HA	33:BI:51:ILE:HG22	1.57	0.86
25:DA:2092:U:H4'	25:DA:2093:G:O5'	1.75	0.86
25:DA:1126:A:H4'	25:DA:1127:A:O5'	1.76	0.86
39:DS:62:LYS:H	39:DS:65:VAL:HG23	1.41	0.85
1:AA:373:A:O2'	1:AA:374:A:H5'	1.76	0.85
27:DC:132:LEU:HD22	27:DC:137:LEU:HB2	1.58	0.85
25:BA:2845:G:O2'	25:BA:2846:G:H5'	1.75	0.85
22:AV:29:LYS:HG3	25:BA:2254:C:H4'	1.57	0.85
46:DZ:29:ASN:O	46:DZ:31:HIS:N	2.08	0.85
1:AA:979:C:H3'	1:AA:980:C:C5'	2.03	0.85
29:DE:52:LEU:HD23	29:DE:75:VAL:HB	1.58	0.85
29:DE:48:GLN:HE22	29:DE:64:LYS:HE3	1.40	0.85
1:AA:1036:G:H5''	1:AA:1037:C:C5	2.10	0.85
22:AV:130:LEU:HB3	22:AV:153:LEU:HD12	1.56	0.85
9:CI:53:VAL:HG23	9:CI:54:ASP:H	1.39	0.85
25:BA:275:G:H2'	25:BA:276:A:H4'	1.59	0.85
25:DA:71:A:H5''	25:DA:73:A:C8	2.11	0.85
25:BA:925:C:C2'	25:BA:926:A:H5''	2.06	0.85

Continued on next page...

Continued from previous page...

Atom-1	Atom-2	Interatomic distance (Å)	Clash overlap (Å)
25:DA:1503:U:H2'	25:DA:1504:C:H6	1.41	0.85
44:BX:63:LYS:HE3	44:BX:72:LYS:HE3	1.56	0.85
38:BR:67:LEU:HD13	38:BR:76:VAL:HG21	1.56	0.85
39:BS:17:ARG:C	39:BS:19:LYS:H	1.78	0.85
4:CD:170:VAL:HG12	4:CD:171:GLY:H	1.40	0.85
26:DB:68:C:H2'	26:DB:69:G:H8	1.39	0.85
39:BS:34:HIS:ND1	39:BS:54:LEU:HB2	1.91	0.85
42:BV:39:LEU:HB3	42:BV:47:VAL:HG11	1.56	0.85
2:CB:134:GLU:HA	2:CB:137:ARG:HB3	1.58	0.85
16:AP:56:ALA:O	16:AP:60:LEU:HG	1.76	0.85
46:BZ:165:SER:HB2	46:BZ:167:GLU:N	1.90	0.85
29:DE:108:SER:HB3	29:DE:165:VAL:HG21	1.57	0.85
10:CJ:37:PRO:HA	10:CJ:72:VAL:HG22	1.58	0.85
25:BA:524:U:H2'	25:BA:525:U:H6	1.39	0.85
34:DN:111:PRO:HA	34:DN:114:ARG:HH12	1.40	0.85
39:DS:85:VAL:H	39:DS:106:ARG:HG3	1.39	0.85
6:AF:69:GLU:HG2	6:AF:70:ASP:H	1.39	0.85
13:CM:51:ALA:O	13:CM:55:ARG:HB2	1.76	0.85
41:BU:112:ARG:HG2	41:BU:112:ARG:HH11	1.38	0.85
26:DB:15:A:H5'	26:DB:16:G:H8	1.42	0.85
26:DB:68:C:H2'	26:DB:69:G:C8	2.12	0.85
25:BA:1717:G:H2'	25:BA:1718:G:H5''	1.58	0.85
3:CC:33:LEU:HD21	14:CN:53:LEU:HD22	1.57	0.85
2:CB:236:TYR:HA	2:CB:239:VAL:CG2	2.06	0.85
34:DN:4:TYR:CB	41:DU:64:ARG:HH22	1.89	0.85
35:BO:104:ARG:NE	40:BT:33:LYS:HD2	1.92	0.85
45:BY:13:VAL:HG12	45:BY:74:PRO:HA	1.56	0.85
53:D6:19:ARG:HG2	53:D6:20:ASN:N	1.92	0.85
45:BY:53:PRO:HD2	45:BY:56:PRO:HA	1.57	0.85
40:BT:27:THR:HG23	40:BT:28:VAL:H	1.40	0.85
25:DA:2348:U:C2'	25:DA:2349:G:H5''	2.04	0.85
25:DA:2876:G:H4'	40:DT:3:ARG:HD3	1.59	0.85
56:B9:11:CYS:HB3	56:B9:32:HIS:HE1	1.40	0.85
25:BA:1394:U:C3'	25:BA:1395:A:H5''	2.07	0.85
36:DP:146:VAL:HG13	36:DP:147:LEU:H	1.42	0.85
25:DA:543:C:H2'	25:DA:545:G:C5'	2.05	0.85
46:DZ:150:HIS:HA	46:DZ:170:ILE:HG12	1.59	0.85
1:AA:372:C:H4'	1:AA:373:A:OP1	1.75	0.85
25:BA:848:G:H2'	25:BA:849:A:C8	2.12	0.85
28:DD:81:ALA:HA	28:DD:113:VAL:HG12	1.56	0.85
25:BA:2883:A:H5'	25:BA:2884:U:H5'	1.58	0.85

Continued on next page...

Continued from previous page...

Atom-1	Atom-2	Interatomic distance (Å)	Clash overlap (Å)
25:DA:1186:G:H2'	25:DA:1187:G:O4'	1.76	0.85
1:CA:1134:G:N2	1:CA:1141:C:H1'	1.92	0.85
25:DA:2681:C:H5	25:DA:2725:A:H62	1.22	0.85
42:BV:18:LEU:HD22	42:BV:19:LYS:N	1.91	0.85
25:DA:638:G:H2'	25:DA:639:U:C6	2.11	0.85
25:DA:528:A:C8	25:DA:528:A:H3'	2.12	0.85
20:CT:26:ASN:HB2	20:CT:71:THR:HG23	1.58	0.85
6:AF:24:GLU:HG3	6:AF:25:ILE:N	1.92	0.85
10:AJ:48:THR:HA	10:AJ:62:HIS:CB	2.07	0.85
20:CT:43:LEU:HB3	20:CT:48:LYS:HB2	1.59	0.85
43:BW:5:ALA:HB1	43:BW:50:VAL:HG22	1.58	0.85
37:DQ:141:GLN:N	46:DZ:98:TYR:HB2	1.91	0.85
46:DZ:9:ARG:HH21	46:DZ:25:GLY:N	1.75	0.85
1:CA:1157:A:H5'	1:CA:1158:C:C5	2.11	0.85
28:BD:270:ILE:N	28:BD:270:ILE:HD13	1.92	0.85
4:AD:119:GLN:HG2	4:AD:123:HIS:CD2	2.10	0.85
47:D0:41:ARG:H	47:D0:41:ARG:HD2	1.39	0.85
25:DA:2233:U:H2'	25:DA:2234:G:C8	2.12	0.85
30:DF:137:LYS:HA	30:DF:140:LEU:HD23	1.59	0.85
1:AA:444:C:H2'	1:AA:445:G:H8	1.42	0.85
39:BS:97:ARG:HE	39:BS:98:VAL:N	1.75	0.85
25:DA:1018:C:H2'	25:DA:1019:U:H6	1.40	0.85
25:DA:479:A:H4'	25:DA:480:A:C5'	2.06	0.85
9:CI:10:ARG:NH2	9:CI:11:LYS:HE2	1.91	0.85
1:AA:1323:G:H2'	1:AA:1324:A:C8	2.11	0.85
10:AJ:4:ILE:HG13	10:AJ:77:PRO:HB3	1.58	0.85
25:BA:784:A:C5	28:BD:229:VAL:HG21	2.11	0.85
5:CE:137:GLU:HA	5:CE:140:ARG:NH1	1.91	0.85
25:DA:1666:G:O3'	35:DO:6:THR:HG23	1.77	0.85
1:AA:939:G:H5''	7:AG:102:ARG:HH12	1.42	0.85
1:CA:1391:U:H2'	1:CA:1392:G:C8	2.12	0.85
44:BX:30:VAL:HG21	44:BX:39:ILE:HD11	1.58	0.85
2:AB:18:GLY:H	2:AB:42:ILE:CG2	1.89	0.84
25:BA:1178:C:HO2'	25:BA:1179:C:H6	0.86	0.84
15:CO:74:ASP:OD2	15:CO:77:ARG:HG2	1.77	0.84
25:DA:2165:G:O2'	25:DA:2166:G:H5'	1.75	0.84
25:BA:1590:U:H2'	25:BA:1591:G:H5''	1.58	0.84
25:BA:1504:C:C2'	25:BA:1505:C:H5''	2.07	0.84
1:AA:1106:G:H4'	3:AC:171:GLY:O	1.75	0.84
34:BN:2:LYS:O	34:BN:3:THR:HG23	1.76	0.84
29:DE:48:GLN:NE2	29:DE:78:LEU:HD13	1.92	0.84

Continued on next page...

Continued from previous page...

Atom-1	Atom-2	Interatomic distance (Å)	Clash overlap (Å)
4:AD:49:ARG:HH11	4:AD:49:ARG:HA	1.41	0.84
28:DD:43:ARG:HB3	28:DD:54:ARG:HB2	1.59	0.84
20:CT:86:ARG:O	20:CT:90:GLN:HG3	1.77	0.84
25:DA:1318:C:H3'	25:DA:1319:G:H5''	1.59	0.84
28:DD:2:ALA:HB3	28:DD:20:ASP:OD2	1.77	0.84
1:CA:524:G:H2'	1:CA:525:C:C6	2.11	0.84
19:AS:62:ILE:HD12	19:AS:66:MET:HG3	1.57	0.84
25:BA:280:C:H5'	25:BA:280:C:H6	1.38	0.84
1:AA:10:A:H2'	1:AA:11:G:H8	1.39	0.84
25:BA:2175:C:C2'	25:BA:2176:A:H5''	2.06	0.84
3:CC:20:SER:HB2	3:CC:40:ARG:NH2	1.91	0.84
22:CV:6:ASP:HA	22:CV:8:ARG:NH1	1.92	0.84
25:DA:638:G:H2'	25:DA:639:U:H6	1.42	0.84
1:AA:942:G:H21	9:AI:124:GLN:HE22	1.25	0.84
44:BX:12:VAL:HG22	44:BX:27:THR:O	1.77	0.84
6:CF:17:SER:O	6:CF:21:LEU:HD22	1.77	0.84
20:CT:57:ARG:NH1	20:CT:57:ARG:HB2	1.91	0.84
31:BG:95:ARG:HH11	31:BG:95:ARG:HG2	1.41	0.84
46:DZ:156:LEU:HD11	46:DZ:162:LEU:HG	1.58	0.84
25:BA:613:G:H5'	25:BA:613:G:H8	1.43	0.84
2:AB:30:ARG:HH21	2:AB:194:PRO:HG2	1.39	0.84
25:BA:1458:C:H4'	25:BA:1459:G:O5'	1.74	0.84
25:DA:18:C:H2'	25:DA:19:C:H6	1.42	0.84
44:DX:36:LYS:HD3	44:DX:56:THR:HG23	1.58	0.84
10:AJ:31:GLY:HA2	10:AJ:76:ASN:HD22	1.40	0.84
36:DP:63:PRO:C	36:DP:65:ARG:H	1.81	0.84
45:DY:96:ILE:CG1	45:DY:99:CYS:HB2	2.05	0.84
30:DF:160:ASN:ND2	30:DF:162:LEU:H	1.76	0.84
7:AG:109:ASN:O	7:AG:110:GLN:HG3	1.78	0.84
11:AK:97:ALA:O	11:AK:101:SER:HB3	1.76	0.84
6:CF:100:ASN:H	18:CR:23:LYS:NZ	1.75	0.84
27:BC:98:GLU:H	27:BC:98:GLU:CD	1.80	0.84
33:BI:88:ILE:HG22	33:BI:90:GLY:H	1.41	0.84
41:DU:58:ARG:O	41:DU:62:ILE:HG12	1.77	0.84
28:BD:43:ARG:HB3	28:BD:54:ARG:HB2	1.59	0.84
41:BU:92:ARG:HH21	41:BU:95:LEU:H	1.20	0.84
45:DY:50:ARG:HD3	45:DY:54:LYS:H	1.41	0.84
19:CS:50:ALA:HB1	19:CS:57:HIS:HB3	1.56	0.84
32:DH:85:LYS:CD	32:DH:133:VAL:HB	2.06	0.84
13:AM:34:LEU:HD22	13:AM:39:ILE:HB	1.57	0.84
25:DA:779:U:OP1	28:DD:49:ILE:HG22	1.78	0.84

Continued on next page...

Continued from previous page...

Atom-1	Atom-2	Interatomic distance (Å)	Clash overlap (Å)
25:BA:1826:G:H4'	28:BD:242:ARG:HH21	1.42	0.84
40:DT:100:TYR:O	40:DT:102:ILE:N	2.10	0.84
25:DA:903:C:H2'	25:DA:904:C:C6	2.11	0.84
1:AA:472:A:H5''	16:AP:80:PHE:HB3	1.59	0.84
22:CV:135:THR:HB	22:CV:151:ALA:HB2	1.60	0.84
25:BA:191:A:H2'	25:BA:192:C:H6	1.42	0.84
35:DO:98:VAL:CG1	35:DO:117:LEU:HD22	2.07	0.84
46:DZ:165:SER:HB2	46:DZ:167:GLU:H	1.40	0.84
2:CB:16:HIS:CD2	2:CB:210:SER:HA	2.11	0.84
36:DP:16:ARG:NH1	36:DP:16:ARG:HB2	1.92	0.84
31:BG:47:LYS:O	31:BG:51:ARG:HG2	1.77	0.84
53:B6:9:LEU:O	53:B6:9:LEU:HD23	1.78	0.84
25:DA:389:G:H22	36:DP:72:PRO:HD3	1.41	0.84
25:DA:1494:A:O2'	25:DA:1495:A:H5''	1.78	0.84
19:AS:9:VAL:O	19:AS:11:VAL:N	2.09	0.84
29:BE:69:LYS:HD3	29:BE:89:ASP:HA	1.57	0.84
25:DA:2648:C:H2'	25:DA:2649:U:C6	2.13	0.84
25:DA:1591:G:H5'	25:DA:1591:G:H8	1.43	0.84
25:DA:913:U:H4'	25:DA:914:C:OP1	1.76	0.84
1:CA:1161:C:H2'	1:CA:1162:C:H6	1.40	0.84
25:BA:1038:C:H42	25:BA:1117:G:H1	1.26	0.84
12:CL:121:LYS:HD2	12:CL:122:PRO:HD2	1.60	0.84
32:BH:43:VAL:HG12	32:BH:52:VAL:HA	1.59	0.84
3:AC:59:ARG:HG2	3:AC:63:ASN:O	1.77	0.84
4:AD:50:ARG:NH1	4:AD:50:ARG:HB3	1.93	0.84
38:DR:4:LEU:O	38:DR:4:LEU:HD13	1.77	0.84
25:BA:271(S):G:H2'	25:BA:271(T):C:C6	2.13	0.84
10:CJ:51:ARG:HG3	10:CJ:59:SER:O	1.77	0.84
28:DD:159:ALA:HB1	28:DD:198:ASN:HB3	1.60	0.84
39:DS:13:ARG:O	39:DS:15:ARG:HG2	1.77	0.84
25:DA:2870:C:H2'	25:DA:2871:C:H5'	1.59	0.84
34:DN:74:ARG:HH12	34:DN:85:ILE:HD12	1.42	0.84
45:DY:88:LYS:HB3	45:DY:90:LEU:HD12	1.57	0.84
29:BE:59:VAL:HG22	29:BE:60:ASN:N	1.93	0.83
25:DA:1410:G:H2'	25:DA:1411:C:C6	2.13	0.83
25:DA:1685:C:C2'	25:DA:1686:C:H5''	2.07	0.83
25:DA:1717:G:C3'	25:DA:1718:G:H5''	2.08	0.83
25:DA:130:C:H2'	25:DA:131:G:H5''	1.58	0.83
25:BA:8:A:H2'	25:BA:9:U:C5	2.13	0.83
25:BA:774:A:H2	25:BA:787:U:HO2'	1.23	0.83
1:CA:1363(A):A:H1'	1:CA:1365:G:N7	1.92	0.83

Continued on next page...

Continued from previous page...

Atom-1	Atom-2	Interatomic distance (Å)	Clash overlap (Å)
45:DY:4:LYS:HD2	45:DY:32:PRO:CG	2.07	0.83
30:DF:78:ILE:N	30:DF:78:ILE:HD13	1.91	0.83
13:AM:3:ARG:HG2	13:AM:9:ILE:HD11	1.59	0.83
31:BG:44:GLY:N	31:BG:88:ILE:HG12	1.93	0.83
5:AE:71:LEU:HD21	5:AE:115:VAL:HG22	1.59	0.83
2:CB:124:SER:OG	2:CB:126:GLU:HG3	1.78	0.83
33:BI:133:HIS:HB2	33:BI:134:PRO:CD	2.08	0.83
21:AU:6:ARG:HD3	21:AU:15:ARG:NH2	1.93	0.83
33:DI:10:GLU:O	33:DI:11:ASN:HB2	1.78	0.83
26:DB:87:G:H3'	26:DB:88:C:H5''	1.61	0.83
23:CW:10:G:H5'	23:CW:10:G:H8	1.41	0.83
45:BY:10:GLY:HA2	45:BY:27:VAL:CG1	2.01	0.83
25:BA:274:G:H3'	25:BA:274:G:N3	1.93	0.83
36:BP:146:VAL:HG22	36:BP:147:LEU:N	1.94	0.83
34:DN:114:ARG:HH11	34:DN:114:ARG:HB2	1.43	0.83
1:CA:992:U:H1'	1:CA:993:G:C2	2.13	0.83
43:DW:5:ALA:HB1	43:DW:50:VAL:HG22	1.60	0.83
2:CB:55:PHE:HE1	2:CB:218:ALA:HA	1.42	0.83
25:DA:884:C:H3'	25:DA:885:C:H5'	1.61	0.83
34:DN:107:LEU:HD22	34:DN:116:LEU:HD12	1.60	0.83
10:AJ:50:ILE:HA	10:AJ:60:ARG:HG2	1.60	0.83
15:AO:17:ARG:HD3	15:AO:26:GLU:HG3	1.59	0.83
1:AA:375:U:H4'	16:AP:17:TYR:HE2	1.43	0.83
52:D5:25:LEU:H	52:D5:25:LEU:HD12	1.42	0.83
2:AB:100:GLY:HA2	2:AB:103:THR:HB	1.60	0.83
40:BT:78:LEU:O	40:BT:78:LEU:HD23	1.77	0.83
27:BC:21:TYR:HB2	27:BC:225:ILE:HG22	1.61	0.83
13:AM:23:TYR:HB3	13:AM:67:GLU:HB2	1.58	0.83
36:BP:64:LYS:O	36:BP:66:GLY:N	2.12	0.83
38:DR:98:LEU:HB2	38:DR:113:LEU:HB3	1.58	0.83
25:DA:2791:C:H1'	25:DA:2792:G:C8	2.13	0.83
15:CO:82:ILE:HD11	15:CO:88:ARG:HG3	1.60	0.83
30:DF:160:ASN:HD21	30:DF:162:LEU:HB2	1.42	0.83
1:AA:522:C:H41	12:AL:50:ARG:HH22	1.22	0.83
1:CA:355:C:H5'	1:CA:389:A:OP2	1.78	0.83
25:DA:2474:C:O2	25:DA:2474:C:H2'	1.77	0.83
4:CD:145:GLU:HG2	4:CD:184:LYS:HG2	1.60	0.83
14:AN:4:LYS:HD2	14:AN:7:ILE:HD11	1.61	0.83
40:BT:50:ILE:HD11	40:BT:102:ILE:HD11	1.60	0.83
11:CK:48:ILE:HG22	11:CK:49:GLY:N	1.91	0.83
32:BH:132:ARG:O	32:BH:133:VAL:HG23	1.79	0.83

Continued on next page...

Continued from previous page...

Atom-1	Atom-2	Interatomic distance (Å)	Clash overlap (Å)
40:BT:54:ARG:HA	40:BT:59:THR:HB	1.59	0.83
1:AA:1036:G:H3'	1:AA:1037:C:C6	2.13	0.83
25:DA:2712:U:H1'	25:DA:2712(A):A:C8	2.12	0.83
45:DY:28:LYS:HB2	45:DY:38:ILE:N	1.93	0.83
30:DF:117:ARG:HD2	30:DF:190:GLU:O	1.79	0.83
55:D8:61:LEU:HD22	55:D8:62:LEU:HG	1.58	0.83
30:DF:167:ALA:HB1	30:DF:173:VAL:HG11	1.61	0.83
25:BA:90:U:O2'	25:BA:92:A:H5''	1.79	0.83
27:BC:74:ARG:O	27:BC:111:PHE:HB2	1.79	0.83
1:CA:112:G:H21	1:CA:354:G:H5'	1.41	0.83
48:D1:52:ARG:HH12	48:D1:78:LYS:HD3	1.42	0.83
7:CG:91:VAL:HG12	7:CG:92:SER:H	1.43	0.83
40:BT:50:ILE:HD11	40:BT:102:ILE:CD1	2.08	0.83
46:BZ:150:HIS:HB3	46:BZ:169:THR:CA	2.04	0.83
2:AB:45:GLN:HG2	2:AB:49:GLU:OE1	1.79	0.83
3:CC:58:GLU:O	3:CC:64:VAL:HA	1.79	0.83
25:DA:2881:C:H2'	25:DA:2882:A:C8	2.13	0.83
22:AV:134:ASP:CG	22:AV:135:THR:H	1.81	0.83
1:CA:81:U:O4	1:CA:83:U:H3'	1.79	0.83
28:BD:108:PRO:HB3	28:BD:143:HIS:CE1	2.13	0.83
25:BA:94:C:H5'	25:BA:94(A):G:OP2	1.78	0.83
25:BA:285:C:H2'	25:BA:286:C:H5'	1.59	0.83
17:AQ:91:ARG:HB3	17:AQ:91:ARG:HH11	1.44	0.83
25:DA:910:A:C5	37:DQ:13:GLN:HG3	2.14	0.83
45:DY:2:ARG:O	45:DY:5:MET:HG2	1.77	0.83
28:BD:242:ARG:HD2	28:BD:242:ARG:N	1.91	0.83
10:CJ:49:VAL:CG2	14:CN:41:ARG:HB2	2.09	0.83
54:D7:8:ASN:C	54:D7:8:ASN:HD22	1.81	0.83
44:BX:56:THR:HG22	44:BX:79:ALA:HB2	1.59	0.83
25:DA:1190:G:H5''	36:DP:35:HIS:HA	1.61	0.83
25:BA:389:G:H22	36:BP:72:PRO:HD3	1.44	0.83
32:BH:7:LEU:N	32:BH:8:PRO:HD3	1.94	0.83
34:DN:62:VAL:HG22	34:DN:66:LYS:HE3	1.61	0.83
1:CA:979:C:H3'	1:CA:980:C:C5'	2.08	0.83
29:DE:31:CYS:HG	29:DE:51:PHE:HD2	1.26	0.83
25:DA:555:U:H1'	25:DA:556:G:C8	2.14	0.83
28:BD:30:GLU:CD	28:BD:30:GLU:H	1.79	0.83
6:CF:72:VAL:HG13	6:CF:73:ASN:H	1.44	0.83
12:AL:80:VAL:HG11	12:AL:97:ILE:HG12	1.61	0.83
28:DD:30:GLU:HG3	28:DD:63:ARG:NH2	1.94	0.83
37:DQ:63:LYS:HZ3	46:DZ:174:VAL:HG21	1.43	0.83

Continued on next page...

Continued from previous page...

Atom-1	Atom-2	Interatomic distance (Å)	Clash overlap (Å)
50:B3:47:VAL:HG11	50:B3:56:VAL:HG21	1.60	0.83
1:AA:1162:C:H2'	1:AA:1163:C:C6	2.13	0.83
25:BA:875:G:H2'	25:BA:876:C:C6	2.13	0.83
8:CH:89:PRO:HA	8:CH:92:ARG:HH11	1.42	0.83
42:DV:18:LEU:HD22	42:DV:19:LYS:H	1.44	0.82
25:BA:779:U:OP1	28:BD:49:ILE:HG22	1.79	0.82
8:AH:102:ARG:H	8:AH:102:ARG:HE	1.23	0.82
36:BP:68:GLN:HE21	36:BP:68:GLN:C	1.82	0.82
53:D6:12:GLU:CB	53:D6:23:THR:HG22	2.08	0.82
42:BV:18:LEU:CD1	42:BV:19:LYS:H	1.92	0.82
47:D0:70:GLN:NE2	47:D0:80:HIS:HE2	1.75	0.82
25:BA:1750:G:O2'	25:BA:1751:C:H5'	1.78	0.82
25:DA:2178:C:O2'	27:DC:169:THR:HB	1.78	0.82
25:DA:1286:A:H2'	25:DA:1288:U:OP2	1.78	0.82
36:BP:17:LYS:O	36:BP:19:VAL:N	2.09	0.82
25:BA:141:A:H8	25:BA:1408:C:HO2'	1.24	0.82
1:AA:977:A:C2	1:AA:1224:G:N1	2.47	0.82
25:DA:81:G:H21	45:DY:2:ARG:NH1	1.78	0.82
25:DA:1639:U:H2'	25:DA:1640:C:H5''	1.61	0.82
37:BQ:51:ARG:HH11	37:BQ:51:ARG:HB3	1.42	0.82
32:BH:123:PHE:HA	32:BH:133:VAL:CG2	2.08	0.82
42:BV:25:LEU:H	42:BV:92:THR:HG21	1.42	0.82
18:CR:70:ILE:HG22	18:CR:74:ARG:HD2	1.59	0.82
12:CL:22:PRO:C	12:CL:24:LEU:H	1.82	0.82
25:DA:1171:G:H3'	25:DA:1173:G:H4'	1.59	0.82
6:AF:91:VAL:HG13	18:AR:72:ARG:NH2	1.93	0.82
25:BA:2763:G:H8	25:BA:2763:G:H5'	1.42	0.82
28:DD:5:LYS:HA	28:DD:17:THR:HG22	1.60	0.82
25:DA:1902:C:O2'	28:DD:244:ARG:HB2	1.79	0.82
41:BU:92:ARG:HD2	42:BV:11:GLN:CD	1.98	0.82
53:D6:40:CYS:HA	53:D6:46:HIS:HB3	1.60	0.82
47:D0:53:MET:HB3	47:D0:59:LEU:CD2	2.09	0.82
51:B4:42:CYS:SG	51:B4:62:CYS:HB3	2.20	0.82
25:BA:27:G:H22	25:BA:512:G:H2'	1.42	0.82
28:DD:130:ALA:C	28:DD:131:LEU:HD12	2.00	0.82
22:CV:24:GLU:OE2	22:CV:40:LYS:HD3	1.79	0.82
25:DA:774:A:H2	25:DA:787:U:HO2'	0.87	0.82
1:CA:418:C:H2'	1:CA:419:C:H6	1.43	0.82
25:BA:12:U:H2'	25:BA:12:U:O2	1.77	0.82
25:DA:1246:A:OP2	36:DP:18:ARG:HG3	1.78	0.82
25:DA:18:C:H2'	25:DA:19:C:C6	2.13	0.82

Continued on next page...

Continued from previous page...

Atom-1	Atom-2	Interatomic distance (Å)	Clash overlap (Å)
25:BA:8:A:H2'	25:BA:9:U:C6	2.13	0.82
9:AI:3:GLN:HG2	9:AI:20:ARG:HH12	1.43	0.82
53:D6:10:LEU:HG	55:D8:34:TRP:CD1	2.15	0.82
14:CN:12:ARG:C	14:CN:14:PRO:HD2	1.99	0.82
36:BP:50:ARG:HD3	55:B8:59:LYS:HZ1	1.44	0.82
1:AA:1321:C:H5'	1:AA:1322:C:H5''	1.62	0.82
38:DR:10:LEU:HD22	38:DR:17:ARG:HH11	1.42	0.82
10:AJ:27:ALA:CB	10:AJ:34:VAL:HG21	2.10	0.82
25:DA:1590:U:C2'	25:DA:1591:G:H5''	2.09	0.82
1:AA:523:A:N6	12:AL:50:ARG:HH12	1.77	0.82
1:AA:939:G:H1	1:AA:1344:C:H42	1.27	0.82
28:DD:70:TRP:CH2	28:DD:150:LYS:HA	2.14	0.82
38:DR:104:ARG:HH12	38:DR:109:ALA:HB3	1.43	0.82
25:DA:586:A:H5'	30:DF:89:VAL:HG21	1.61	0.82
4:CD:13:ARG:HD3	4:CD:36:ARG:O	1.78	0.82
37:DQ:24:GLY:HA2	37:DQ:67:ARG:NH2	1.94	0.82
2:CB:132:LYS:HA	2:CB:135:GLN:NE2	1.92	0.82
1:CA:1139:G:H1'	1:CA:1141:C:H41	1.43	0.82
25:BA:2808:U:H2'	25:BA:2809:A:H5'	1.61	0.82
29:DE:47:VAL:HG23	29:DE:84:PHE:O	1.79	0.82
25:BA:1639:U:H4'	25:BA:2699:C:H4'	1.60	0.82
4:AD:173:TRP:HZ3	4:AD:193:ASP:HB3	1.44	0.82
1:CA:999:C:H2'	1:CA:1000:U:C6	2.15	0.82
27:DC:150:ILE:HG23	27:DC:154:ILE:HD11	1.59	0.82
5:CE:137:GLU:HA	5:CE:140:ARG:HH12	1.45	0.82
36:DP:78:PRO:HB2	36:DP:111:ARG:HD2	1.62	0.82
25:DA:2875:C:H4'	40:DT:5:ALA:HB2	1.61	0.82
46:DZ:128:SER:CB	46:DZ:131:ASN:HD22	1.93	0.82
46:DZ:3:ARG:HG3	46:DZ:57:VAL:HB	1.61	0.82
55:D8:4:MET:O	55:D8:62:LEU:HD11	1.80	0.82
8:AH:101:PRO:HA	8:AH:102:ARG:HH21	1.43	0.82
25:DA:2206:G:N2	25:DA:2207:G:H5'	1.95	0.82
40:DT:133:GLU:OE2	40:DT:137:LYS:HB2	1.78	0.82
4:CD:3:ARG:O	4:CD:5:ILE:HG13	1.80	0.82
16:CP:20:VAL:HG23	16:CP:34:GLU:O	1.80	0.82
1:CA:503:C:OP2	12:CL:113:SER:HB3	1.80	0.82
25:BA:1108:U:C2'	25:BA:1109:C:H5'	2.08	0.82
30:BF:116:ASP:HB2	30:BF:119:ARG:HH21	1.45	0.82
25:DA:1109:C:H41	25:DA:1110:G:N2	1.77	0.82
10:AJ:48:THR:HA	10:AJ:62:HIS:HB2	1.61	0.82
55:B8:52:LYS:N	55:B8:53:PRO:HD2	1.95	0.82

Continued on next page...

Continued from previous page...

Atom-1	Atom-2	Interatomic distance (Å)	Clash overlap (Å)
2:CB:97:TRP:HZ2	2:CB:102:LEU:HD13	1.44	0.82
42:DV:1:MET:H3	42:DV:15:GLU:HG2	1.45	0.82
19:CS:63:THR:CG2	19:CS:66:MET:HG2	2.09	0.82
7:CG:46:ALA:O	7:CG:50:ILE:HG12	1.78	0.82
30:BF:4:VAL:HA	30:BF:19:GLU:HB3	1.62	0.82
25:BA:1348:G:H2'	25:BA:1349:A:H5''	1.62	0.82
1:CA:1305:G:N2	1:CA:1331:G:H2'	1.94	0.82
1:AA:1305:G:H22	1:AA:1331:G:H2'	1.44	0.82
25:DA:271(I):G:H3'	25:DA:271(J):C:H6	1.45	0.82
8:AH:87:SER:HA	8:AH:93:VAL:HG23	1.61	0.82
19:AS:46:GLY:HA2	19:AS:61:TYR:HE1	1.43	0.82
26:DB:87:G:C3'	26:DB:88:C:H5''	2.10	0.82
50:D3:3:ARG:O	50:D3:58:VAL:HG13	1.80	0.82
25:DA:1300:U:H4'	25:DA:1301:A:O5'	1.79	0.82
55:B8:61:LEU:HD12	55:B8:61:LEU:N	1.93	0.82
2:AB:187:LEU:HD12	2:AB:205:ASP:HB3	1.61	0.82
8:AH:102:ARG:NE	8:AH:102:ARG:H	1.77	0.82
45:BY:49:VAL:HG23	45:BY:50:ARG:N	1.94	0.82
40:BT:85:LYS:CA	40:BT:85:LYS:HZ2	1.93	0.82
40:DT:83:ILE:HG13	40:DT:84:GLN:N	1.95	0.82
1:CA:1225:A:H5'	13:CM:103:THR:OG1	1.79	0.82
1:AA:56:U:H2'	1:AA:57:G:H8	1.44	0.82
1:AA:67:C:H2'	1:AA:68:G:C8	2.15	0.82
7:AG:113:GLU:CG	7:AG:119:ARG:HG2	2.10	0.82
25:BA:2331:G:H4'	47:B0:42:THR:H	1.43	0.82
25:DA:34:C:O2'	25:DA:35:G:H5'	1.79	0.82
1:CA:664:G:H22	1:CA:741:G:H1	1.28	0.82
26:BB:87:G:H1'	26:BB:90:A:H62	1.45	0.82
7:CG:13:GLN:HG3	7:CG:14:PRO:HD2	1.61	0.82
20:AT:89:ARG:HD2	20:AT:104:LEU:HD11	1.60	0.81
3:AC:21:ARG:HG2	3:AC:58:GLU:HG2	1.61	0.81
4:AD:33:MET:HE1	4:AD:37:PRO:HA	1.62	0.81
40:DT:83:ILE:HG13	40:DT:84:GLN:H	1.44	0.81
10:CJ:49:VAL:O	10:CJ:60:ARG:HB3	1.78	0.81
25:BA:1484:G:C3'	25:BA:1485:G:H5''	2.10	0.81
1:CA:982:U:H5	14:CN:31:ARG:HH12	1.27	0.81
5:AE:87:SER:HB3	5:AE:131:ILE:HD13	1.62	0.81
8:AH:54:ASP:O	8:AH:56:LYS:HG3	1.80	0.81
9:CI:4:TYR:HB2	9:CI:19:LEU:HB2	1.62	0.81
25:BA:1494:A:O2'	25:BA:1495:A:H5''	1.78	0.81
45:DY:4:LYS:HD2	45:DY:32:PRO:HG3	1.61	0.81

Continued on next page...

Continued from previous page...

Atom-1	Atom-2	Interatomic distance (Å)	Clash overlap (Å)
25:DA:925:C:H2'	25:DA:926:A:C5'	2.10	0.81
1:AA:1330:U:H3'	1:AA:1331:G:O4'	1.80	0.81
35:DO:107:ARG:NH1	40:DT:35:LYS:HD2	1.94	0.81
28:DD:28:GLU:H	28:DD:29:PRO:CD	1.92	0.81
1:AA:974:A:H1'	14:AN:31:ARG:HE	1.45	0.81
22:AV:132:VAL:HG21	22:AV:151:ALA:HB1	1.62	0.81
6:CF:69:GLU:HG2	6:CF:70:ASP:H	1.44	0.81
49:D2:2:LYS:HA	49:D2:2:LYS:HE3	1.61	0.81
25:DA:1451:C:H5'	25:DA:1452:A:H5'	1.62	0.81
25:BA:70:G:H21	25:BA:71:A:H62	1.25	0.81
22:AV:80:MET:HE2	22:AV:98:VAL:HG11	1.59	0.81
44:BX:8:ILE:HD11	44:BX:43:VAL:HG22	1.61	0.81
22:CV:105:LYS:HG2	22:CV:106:GLU:H	1.45	0.81
25:BA:251:A:H5'	36:BP:51:PHE:HZ	1.45	0.81
28:DD:244:ARG:HG2	28:DD:245:PRO:CG	2.09	0.81
3:AC:15:THR:HG21	3:AC:181:ASN:HB2	1.61	0.81
9:AI:96:LEU:CG	9:AI:102:LEU:HB2	2.10	0.81
16:AP:26:ARG:NH1	16:AP:26:ARG:HB3	1.94	0.81
46:DZ:79:ARG:O	46:DZ:80:ARG:HG2	1.80	0.81
32:DH:43:VAL:CG1	32:DH:52:VAL:HA	2.09	0.81
1:CA:1128:C:H1'	1:CA:1146:A:H61	1.45	0.81
25:DA:1923:U:H2'	25:DA:1924:C:H6	1.44	0.81
36:DP:64:LYS:HB3	55:D8:25:MET:HG3	1.62	0.81
53:D6:38:LYS:HA	53:D6:47:THR:O	1.79	0.81
1:CA:453:A:H4'	16:CP:72:ARG:HG3	1.60	0.81
11:AK:126:ARG:C	11:AK:128:ALA:H	1.84	0.81
25:DA:2804:C:H2'	25:DA:2805:G:H5'	1.63	0.81
42:BV:19:LYS:HG3	42:BV:20:LEU:N	1.95	0.81
39:DS:17:ARG:O	39:DS:19:LYS:N	2.13	0.81
25:DA:2090:G:H21	48:D1:45:ASN:ND2	1.79	0.81
6:AF:2:ARG:HD2	6:AF:69:GLU:HB3	1.63	0.81
16:CP:20:VAL:HG21	16:CP:32:TYR:CG	2.15	0.81
30:BF:134:GLY:H	30:BF:162:LEU:HG	1.45	0.81
22:AV:3:SER:HA	22:AV:59:LYS:HA	1.62	0.81
12:AL:44:LYS:HB3	12:AL:45:PRO:CD	2.11	0.81
25:BA:821:A:H2'	25:BA:946:G:H5''	1.63	0.81
25:BA:1301:A:O2'	25:BA:1302:A:H3'	1.81	0.81
29:DE:3:GLY:O	29:DE:4:ILE:HB	1.80	0.81
31:BG:9:ARG:HH11	31:BG:9:ARG:HB3	1.45	0.81
7:CG:71:PRO:HG3	7:CG:103:TRP:HZ3	1.45	0.81
9:CI:9:ARG:O	9:CI:10:ARG:HB2	1.79	0.81

Continued on next page...

Continued from previous page...

Atom-1	Atom-2	Interatomic distance (Å)	Clash overlap (Å)
3:AC:76:VAL:HA	3:AC:83:ARG:NH1	1.95	0.81
32:DH:85:LYS:HZ2	32:DH:133:VAL:HG21	1.44	0.81
53:B6:13:CYS:O	53:B6:21:TYR:HA	1.81	0.81
40:DT:27:THR:O	40:DT:28:VAL:HB	1.81	0.81
2:CB:122:PHE:HA	2:CB:139:LYS:HZ1	1.42	0.81
28:DD:112:GLN:H	28:DD:115:GLN:NE2	1.77	0.81
2:CB:87:ARG:HE	2:CB:233:SER:HB2	1.46	0.81
1:AA:1278:U:H5''	1:AA:1279:A:O4'	1.80	0.81
25:DA:538:G:H2'	25:DA:539:G:H8	1.43	0.81
38:BR:117:VAL:O	38:BR:118:GLU:HB2	1.81	0.81
3:AC:123:GLN:O	3:AC:128:PHE:HB2	1.81	0.81
33:DI:133:HIS:CB	33:DI:134:PRO:HD3	2.09	0.81
25:DA:2267:A:H3'	25:DA:2268:A:H5''	1.63	0.81
1:AA:1322:C:H4'	1:AA:1323:G:OP1	1.79	0.81
31:BG:88:ILE:HG13	31:BG:89:GLY:H	1.44	0.81
1:AA:1025:U:H4'	1:AA:1026:G:C8	2.15	0.81
25:BA:1851:U:C2'	25:BA:1852:C:H5'	2.10	0.81
25:BA:784:A:H5''	28:BD:227:ASN:HD21	1.45	0.81
28:DD:36:PRO:HA	28:DD:62:TYR:O	1.80	0.81
6:CF:61:LEU:O	6:CF:62:TRP:HB2	1.80	0.81
22:AV:23:VAL:HG23	22:AV:24:GLU:HG2	1.62	0.81
3:AC:14:ILE:HG22	14:AN:57:ARG:HH21	1.45	0.81
1:CA:1343:G:H1'	9:CI:121:ARG:HH12	1.46	0.81
41:BU:90:VAL:HG12	41:BU:91:ASP:H	1.44	0.81
29:BE:44:TYR:O	29:BE:45:THR:HB	1.80	0.81
45:DY:28:LYS:CA	45:DY:39:VAL:H	1.93	0.81
45:DY:31:LEU:HG	45:DY:34:LYS:HB3	1.62	0.81
25:BA:1389:G:H1	25:BA:1398:C:N4	1.79	0.81
2:AB:163:PHE:HA	2:AB:185:ILE:O	1.80	0.81
30:BF:46:ARG:HH11	30:BF:46:ARG:CG	1.92	0.81
15:CO:64:ARG:HH11	15:CO:68:ARG:NH2	1.78	0.81
40:DT:89:VAL:HG12	40:DT:91:ARG:HG3	1.63	0.81
33:BI:4:ILE:HA	33:BI:17:GLN:O	1.80	0.81
22:AV:161:VAL:HB	22:AV:165:VAL:HG21	1.63	0.81
25:DA:730:C:H2'	25:DA:731:C:C6	2.16	0.81
5:AE:50:GLU:HG3	5:AE:52:PRO:HD2	1.63	0.81
25:DA:2870:C:C2'	25:DA:2871:C:H5'	2.11	0.81
25:DA:2784:C:H2'	25:DA:2785:C:C6	2.16	0.81
8:CH:97:VAL:HG13	8:CH:98:LYS:H	1.45	0.81
25:DA:999:U:H2'	25:DA:1000:A:H5'	1.63	0.81
31:DG:43:LEU:HB2	31:DG:88:ILE:HD11	1.63	0.81

Continued on next page...

Continued from previous page...

Atom-1	Atom-2	Interatomic distance (Å)	Clash overlap (Å)
1:AA:17:U:H2'	1:AA:18:C:C6	2.16	0.81
25:DA:7:G:H2'	25:DA:8:A:C8	2.16	0.81
31:BG:47:LYS:HE3	31:BG:81:LYS:HB2	1.63	0.81
1:AA:963:G:N2	10:AJ:55:LYS:HD3	1.94	0.81
46:BZ:101:LEU:HB2	46:BZ:121:ARG:O	1.80	0.81
39:DS:34:HIS:HA	39:DS:54:LEU:HD23	1.62	0.81
36:BP:23:PRO:CB	36:BP:33:ARG:HG3	2.11	0.81
6:CF:21:LEU:O	6:CF:25:ILE:HG12	1.80	0.81
31:BG:2:PRO:HG2	51:B4:51:TYR:CD2	2.15	0.81
31:BG:128:ARG:C	31:BG:130:ASN:H	1.79	0.81
29:DE:116:VAL:O	29:DE:117:MET:HB3	1.81	0.81
33:DI:9:LEU:HD21	33:DI:35:LEU:HD13	1.63	0.81
46:DZ:164:VAL:CG1	46:DZ:168:GLU:HB3	2.10	0.81
41:DU:92:ARG:CB	41:DU:92:ARG:HH11	1.94	0.81
1:CA:1346:A:N6	1:CA:1374:A:H3'	1.94	0.81
42:BV:46:VAL:HG22	42:BV:47:VAL:H	1.43	0.81
45:DY:2:ARG:HD2	45:DY:3:VAL:HG23	1.62	0.81
30:DF:9:ILE:HG22	30:DF:11:VAL:O	1.80	0.81
1:AA:1502:A:H5''	1:AA:1504:G:N7	1.96	0.81
45:BY:88:LYS:HB3	45:BY:90:LEU:HD12	1.63	0.81
2:AB:16:HIS:NE2	2:AB:213:LEU:HD13	1.96	0.81
13:AM:49:THR:HB	13:AM:52:GLU:HG3	1.61	0.81
1:AA:1121:U:H2'	1:AA:1122:U:H6	1.46	0.81
39:BS:17:ARG:O	39:BS:19:LYS:N	2.14	0.81
36:BP:17:LYS:O	36:BP:17:LYS:HG3	1.80	0.81
37:BQ:62:GLY:HA2	46:BZ:115:VAL:HG21	1.63	0.81
25:BA:2681:C:H5	25:BA:2725:A:H62	1.29	0.81
42:DV:19:LYS:HG2	42:DV:94:LEU:CB	2.11	0.81
45:BY:28:LYS:HA	45:BY:39:VAL:H	1.44	0.81
1:AA:1129:C:H5''	1:AA:1139:G:O6	1.80	0.81
14:CN:23:ARG:NH1	14:CN:30:ALA:HB2	1.94	0.81
1:CA:1322:C:H5''	13:CM:100:GLY:HA3	1.63	0.81
1:CA:1034:G:H2'	1:CA:1035:A:C8	2.16	0.81
25:DA:2122:U:H3	25:DA:2176:A:H61	1.28	0.81
25:BA:1484:G:H3'	25:BA:1485:G:H5''	1.63	0.81
11:AK:33:THR:HG22	11:AK:39:PRO:HA	1.60	0.81
25:DA:2808:U:C2'	25:DA:2809:A:H5'	2.11	0.81
42:DV:28:GLU:HB3	42:DV:29:PRO:HD2	1.62	0.81
25:DA:2186:G:O2'	25:DA:2187:G:H5'	1.81	0.81
13:AM:66:LEU:H	13:AM:66:LEU:HD12	1.45	0.81
5:AE:33:VAL:O	5:AE:112:LEU:HD12	1.80	0.81

Continued on next page...

Continued from previous page...

Atom-1	Atom-2	Interatomic distance (Å)	Clash overlap (Å)
32:BH:85:LYS:HZ2	32:BH:133:VAL:HB	1.45	0.81
1:CA:1324:A:C4'	1:CA:1362:C:H4'	2.10	0.81
38:DR:104:ARG:CB	38:DR:104:ARG:HH11	1.94	0.81
37:DQ:56:ARG:HH11	37:DQ:56:ARG:HA	1.44	0.81
22:CV:68:ARG:HH11	22:CV:68:ARG:HB2	1.46	0.81
50:D3:28:LEU:HD21	50:D3:35:ARG:HB2	1.61	0.80
44:DX:35:THR:HG22	44:DX:37:THR:N	1.94	0.80
29:BE:33:VAL:HG13	29:BE:69:LYS:HE3	1.62	0.80
40:DT:28:VAL:O	40:DT:29:ARG:HG2	1.80	0.80
5:CE:110:LEU:HD13	5:CE:118:ILE:HD13	1.63	0.80
25:BA:1846:G:H5'	25:BA:1847:A:OP2	1.81	0.80
28:DD:182:LEU:O	28:DD:271:ILE:HG13	1.81	0.80
9:AI:53:VAL:HG13	9:AI:95:LYS:HE3	1.62	0.80
31:DG:76:SER:CB	31:DG:84:LYS:H	1.94	0.80
25:DA:903:C:H2'	25:DA:904:C:H6	1.46	0.80
46:DZ:150:HIS:HB2	46:DZ:169:THR:HA	1.64	0.80
1:CA:742:G:H5''	15:CO:58:MET:HE1	1.63	0.80
36:BP:29:LYS:HD2	36:BP:29:LYS:N	1.95	0.80
25:DA:151:C:O2'	25:DA:152:G:H5'	1.81	0.80
25:DA:2680:C:H5'	29:DE:189:PRO:HA	1.63	0.80
3:CC:62:ASP:HA	3:CC:97:LYS:HE2	1.61	0.80
25:DA:61:G:H1	25:DA:94:C:H42	0.84	0.80
1:CA:1071:C:H2'	1:CA:1072:G:H8	1.46	0.80
1:CA:1492:A:H3'	1:CA:1493:A:H8	1.43	0.80
25:DA:1278:A:OP1	38:DR:36:THR:HG22	1.80	0.80
50:D3:29:ARG:HH11	50:D3:29:ARG:CB	1.94	0.80
28:DD:24:ILE:CG1	28:DD:25:THR:H	1.90	0.80
53:B6:11:LEU:HD13	53:B6:12:GLU:N	1.94	0.80
40:DT:82:LEU:HD12	40:DT:82:LEU:N	1.95	0.80
6:CF:91:VAL:HG11	18:CR:72:ARG:HH21	1.45	0.80
9:AI:114:TYR:HE1	10:AJ:60:ARG:H	1.25	0.80
28:DD:35:LYS:H	28:DD:36:PRO:CD	1.95	0.80
53:B6:7:ILE:O	53:B6:28:ARG:HB2	1.79	0.80
1:AA:878:G:C5'	8:AH:89:PRO:HG2	2.11	0.80
1:AA:148:G:H2'	1:AA:149:A:C8	2.16	0.80
28:BD:65:ILE:HD13	28:BD:65:ILE:H	1.46	0.80
25:DA:1784:A:H4'	25:DA:1785:A:O5'	1.80	0.80
1:AA:1291:G:H4'	9:AI:38:GLN:O	1.82	0.80
25:DA:1024:G:H3'	25:DA:1025:G:H5''	1.64	0.80
19:AS:20:LEU:HA	19:AS:23:ASN:HB2	1.64	0.80
32:DH:89:ILE:HD12	32:DH:90:LYS:N	1.96	0.80

Continued on next page...

Continued from previous page...

Atom-1	Atom-2	Interatomic distance (Å)	Clash overlap (Å)
28:DD:24:ILE:CG1	28:DD:25:THR:N	2.44	0.80
28:BD:30:GLU:N	28:BD:30:GLU:CD	2.35	0.80
48:B1:50:ARG:HH11	48:B1:50:ARG:HG2	1.46	0.80
47:D0:40:GLN:NE2	47:D0:45:PHE:H	1.79	0.80
10:CJ:34:VAL:CG1	10:CJ:72:VAL:HG12	2.12	0.80
36:BP:29:LYS:H	36:BP:29:LYS:HD2	1.45	0.80
27:DC:76:LEU:HD11	27:DC:100:ILE:HG12	1.62	0.80
48:D1:80:LEU:O	48:D1:82:LEU:HD22	1.81	0.80
25:DA:1340:U:H4'	25:DA:1341:U:OP2	1.80	0.80
46:DZ:130:ARG:N	46:DZ:130:ARG:HD3	1.95	0.80
2:CB:19:HIS:CE1	2:CB:20:GLU:HG2	2.16	0.80
2:CB:215:LEU:O	2:CB:219:VAL:HG23	1.81	0.80
3:AC:50:ALA:CB	3:AC:70:VAL:HG11	2.12	0.80
36:BP:64:LYS:C	36:BP:66:GLY:H	1.83	0.80
3:CC:16:ARG:NH1	3:CC:16:ARG:HB2	1.96	0.80
25:DA:2808:U:H2'	25:DA:2809:A:H5'	1.63	0.80
1:CA:1277:C:H2'	1:CA:1278:U:C5'	2.12	0.80
25:DA:2227:A:H5'	28:DD:263:ARG:NH1	1.96	0.80
17:CQ:22:LEU:HD13	17:CQ:41:LYS:HG2	1.63	0.80
5:CE:148:VAL:HG21	8:CH:107:LEU:HD13	1.64	0.80
39:BS:106:ARG:HD2	39:BS:107:GLU:O	1.81	0.80
34:BN:96:GLU:N	34:BN:96:GLU:OE2	2.13	0.80
39:BS:14:VAL:HG12	39:BS:15:ARG:N	1.96	0.80
42:DV:39:LEU:HB3	42:DV:47:VAL:HG21	1.64	0.80
46:DZ:13:LYS:HB2	46:DZ:17:LEU:HD13	1.64	0.80
10:AJ:33:GLN:HB2	10:AJ:75:ILE:HD11	1.63	0.80
55:D8:61:LEU:CD2	55:D8:62:LEU:HG	2.11	0.80
40:BT:27:THR:O	40:BT:28:VAL:HB	1.82	0.80
36:BP:65:ARG:NH2	55:B8:15:LYS:HB2	1.97	0.80
16:AP:4:ILE:HB	16:AP:66:PRO:HB3	1.62	0.80
4:CD:128:VAL:HG12	4:CD:129:ASN:HD21	1.45	0.80
25:BA:265:A:H1'	25:BA:266:G:O4'	1.81	0.80
25:DA:833:U:H2'	25:DA:834:C:C6	2.15	0.80
25:BA:2166:G:H2'	25:BA:2167:U:H6	1.45	0.80
42:DV:19:LYS:HG3	42:DV:20:LEU:N	1.97	0.80
31:DG:125:PHE:O	31:DG:128:ARG:HG2	1.80	0.80
3:AC:58:GLU:O	3:AC:59:ARG:HG3	1.80	0.80
35:DO:87:ILE:HG22	35:DO:88:ASN:N	1.95	0.80
6:CF:11:ASN:O	6:CF:14:LEU:HG	1.81	0.80
12:AL:73:ASN:ND2	12:AL:74:LEU:H	1.79	0.80
40:BT:89:VAL:HG11	40:BT:91:ARG:NE	1.97	0.80

Continued on next page...

Continued from previous page...

Atom-1	Atom-2	Interatomic distance (Å)	Clash overlap (Å)
25:DA:2116:G:H3'	25:DA:2117:A:C8	2.16	0.80
25:DA:2645:G:C3'	25:DA:2646:C:H5'	2.09	0.80
30:BF:7:TYR:HD2	30:BF:16:GLY:H	1.30	0.80
3:CC:52:LEU:CD2	3:CC:52:LEU:H	1.94	0.80
10:CJ:63:PHE:HA	14:CN:59:ALA:HB2	1.64	0.80
28:BD:273:ARG:HH11	28:BD:273:ARG:HB3	1.47	0.80
5:CE:76:ILE:HG12	5:CE:77:PRO:HD2	1.64	0.80
1:AA:499:A:H4'	1:AA:500:G:H5'	1.64	0.80
18:CR:22:VAL:HB	18:CR:56:THR:HA	1.64	0.80
55:D8:52:LYS:N	55:D8:53:PRO:HD2	1.97	0.80
46:BZ:9:ARG:HH21	46:BZ:25:GLY:H	1.30	0.80
18:CR:37:VAL:HG11	18:CR:78:LEU:HB3	1.64	0.80
25:DA:1846:G:H5'	25:DA:1847:A:OP2	1.82	0.80
1:CA:826:C:H2'	1:CA:827:U:H6	1.44	0.80
1:CA:838:G:H2'	1:CA:839:U:H5''	1.62	0.80
31:BG:28:VAL:O	31:BG:31:VAL:HG12	1.80	0.80
56:D9:7:VAL:HG13	56:D9:34:GLN:HE21	1.47	0.80
39:BS:97:ARG:HE	39:BS:97:ARG:C	1.86	0.80
25:BA:158:U:H4'	25:BA:159:U:OP1	1.82	0.80
41:DU:104:GLN:H	41:DU:104:GLN:CD	1.84	0.80
9:CI:95:LYS:HD3	9:CI:96:LEU:N	1.96	0.80
1:CA:1142:G:O2'	1:CA:1143:G:H5'	1.81	0.80
35:BO:104:ARG:HE	40:BT:33:LYS:HD2	1.46	0.80
28:BD:71:ASP:HB2	28:BD:103:ARG:HH22	1.46	0.80
2:AB:114:ARG:HH11	2:AB:114:ARG:HG3	1.44	0.80
40:DT:62:THR:HG22	40:DT:75:ILE:HG12	1.64	0.80
40:DT:88:ILE:HG22	40:DT:89:VAL:HG23	1.64	0.80
1:AA:1053:G:C3'	1:AA:1054:C:H5'	2.11	0.80
4:CD:28:SER:O	4:CD:30:LYS:N	2.14	0.80
4:CD:78:LEU:HD21	4:CD:96:LEU:HB3	1.64	0.80
25:DA:2340:G:O2'	25:DA:2341:G:H5'	1.82	0.80
25:DA:271(Z):C:O2	25:DA:272(C):G:H1'	1.80	0.80
12:AL:121:LYS:HD2	12:AL:122:PRO:HD2	1.62	0.80
10:AJ:34:VAL:HG13	10:AJ:73:ASP:O	1.81	0.79
36:BP:16:ARG:NE	36:BP:18:ARG:HB2	1.96	0.79
25:BA:2393:A:H5'	36:BP:62:LEU:HB3	1.63	0.79
25:BA:1332:G:H5''	25:BA:1332:G:C8	2.16	0.79
1:AA:458:C:H2'	1:AA:460:G:H8	1.44	0.79
22:AV:149:LYS:HZ3	22:AV:163:LEU:HA	1.46	0.79
25:DA:1962:C:H4'	25:DA:1963:U:OP1	1.81	0.79
1:AA:1123:A:H4'	10:AJ:36:GLY:HA3	1.64	0.79

Continued on next page...

Continued from previous page...

Atom-1	Atom-2	Interatomic distance (Å)	Clash overlap (Å)
40:BT:129:ARG:CZ	40:BT:131:ALA:HB3	2.11	0.79
20:CT:32:ALA:O	20:CT:36:LEU:HD23	1.82	0.79
22:AV:84:ASP:HB3	22:AV:89:GLU:OE1	1.82	0.79
37:DQ:17:LEU:O	37:DQ:18:LYS:HD2	1.83	0.79
1:CA:1346:A:N1	1:CA:1374:A:H5"	1.96	0.79
42:BV:39:LEU:CB	42:BV:47:VAL:HG11	2.12	0.79
40:DT:28:VAL:HG21	40:DT:46:GLU:HG3	1.63	0.79
36:DP:85:LEU:HA	36:DP:88:LEU:HD22	1.63	0.79
2:AB:61:LEU:HD23	2:AB:68:ILE:HD11	1.65	0.79
29:DE:134:ILE:HD13	29:DE:134:ILE:N	1.97	0.79
20:AT:44:ALA:HB2	20:AT:88:VAL:HG13	1.62	0.79
25:DA:1796:U:H4'	28:DD:256:GLY:H	1.48	0.79
25:BA:2159:G:H3'	25:BA:2159:G:N3	1.97	0.79
13:CM:39:ILE:HD12	13:CM:56:LEU:HD21	1.64	0.79
32:BH:8:PRO:C	32:BH:9:ILE:HD12	2.02	0.79
20:AT:57:ARG:NH1	20:AT:102:GLY:HA3	1.97	0.79
21:CU:18:TYR:HB3	21:CU:22:ARG:O	1.80	0.79
1:CA:1305:G:H5"	21:CU:5:ASP:N	1.97	0.79
2:AB:114:ARG:NH1	2:AB:118:LEU:HD21	1.96	0.79
5:AE:76:ILE:HG22	5:AE:93:PRO:HB3	1.64	0.79
3:CC:147:LYS:HB3	3:CC:203:PHE:CD2	2.18	0.79
19:CS:36:ARG:HA	19:CS:71:LEU:HB2	1.65	0.79
36:DP:105:LEU:HD23	36:DP:105:LEU:N	1.96	0.79
40:BT:56:GLY:O	40:BT:59:THR:HG23	1.81	0.79
25:DA:529:A:H62	25:DA:2041:U:H3	1.30	0.79
6:CF:40:VAL:O	6:CF:41:GLU:HG2	1.81	0.79
34:BN:120:LEU:HD22	34:BN:121:LYS:N	1.96	0.79
1:CA:990:C:H2'	1:CA:991:U:C6	2.16	0.79
1:AA:300:A:H2'	1:AA:301:G:O4'	1.81	0.79
32:BH:54:ARG:HH11	32:BH:65:HIS:CD2	2.01	0.79
25:BA:955:C:OP1	37:BQ:87:LYS:HE2	1.81	0.79
25:DA:361:G:H2'	25:DA:362:U:H5"	1.64	0.79
6:AF:78:GLU:HA	6:AF:81:ILE:HD11	1.62	0.79
50:D3:7:LYS:O	50:D3:54:VAL:HG13	1.82	0.79
7:CG:25:ALA:HA	7:CG:28:ASN:HD22	1.47	0.79
55:D8:61:LEU:HD22	55:D8:62:LEU:N	1.98	0.79
2:AB:35:GLU:H	2:AB:36:ARG:HE	1.31	0.79
20:CT:15:ARG:O	20:CT:19:SER:HB2	1.81	0.79
27:BC:46:ALA:HB2	27:BC:213:VAL:HG13	1.64	0.79
25:DA:814:C:H1'	25:DA:1225:G:H21	1.44	0.79
1:CA:222:U:H2'	1:CA:223:U:C6	2.17	0.79

Continued on next page...

Continued from previous page...

Atom-1	Atom-2	Interatomic distance (Å)	Clash overlap (Å)
45:DY:90:LEU:O	45:DY:91:GLU:HG3	1.82	0.79
17:AQ:80:GLY:O	17:AQ:81:ARG:HG2	1.82	0.79
44:DX:65:ARG:HH11	44:DX:65:ARG:HG2	1.46	0.79
30:DF:143:ALA:HB1	30:DF:148:LEU:HB2	1.63	0.79
35:DO:44:LYS:O	35:DO:54:GLU:HG2	1.83	0.79
1:CA:946:A:H2'	1:CA:947:G:C8	2.18	0.79
1:AA:1313:U:OP1	19:AS:6:LYS:HG3	1.81	0.79
22:CV:69:GLU:HG2	22:CV:85:LEU:HG	1.65	0.79
34:DN:15:LEU:HD13	34:DN:16:ILE:H	1.43	0.79
27:BC:84:ILE:O	27:BC:88:GLU:HG2	1.83	0.79
45:DY:17:SER:HB2	45:DY:71:LYS:HD2	1.63	0.79
14:CN:13:THR:N	14:CN:14:PRO:HD2	1.97	0.79
25:BA:1434:A:H61	25:BA:1558:A:N6	1.81	0.79
25:BA:2815:C:H5'	52:B5:29:THR:HG21	1.64	0.79
1:CA:45:U:H2'	1:CA:46:G:C8	2.17	0.79
25:BA:2197:U:O2'	25:BA:2198:A:H2'	1.83	0.79
1:AA:1116:C:H2'	1:AA:1117:G:H5''	1.63	0.79
2:CB:164:VAL:HB	2:CB:186:ALA:HB2	1.64	0.79
50:D3:4:LEU:HD23	50:D3:5:LYS:N	1.98	0.79
1:CA:1137:C:H4'	1:CA:1138:G:N1	1.97	0.79
25:BA:1178:C:O2'	25:BA:1179:C:H6	1.64	0.79
4:AD:31:CYS:O	4:AD:31:CYS:SG	2.39	0.79
16:AP:28:ARG:HG2	16:AP:28:ARG:HH11	1.48	0.79
32:DH:12:PRO:HG2	32:DH:49:VAL:HA	1.62	0.79
25:DA:1045:A:H5'	25:DA:1047:G:C4'	2.11	0.79
53:D6:19:ARG:NH1	53:D6:43:CYS:SG	2.56	0.79
3:CC:68:VAL:HG12	3:CC:70:VAL:HG23	1.63	0.79
25:DA:2162:G:H2'	25:DA:2163:C:H6	1.48	0.79
25:BA:2285:C:H5'	25:BA:2286:A:OP2	1.82	0.79
9:CI:3:GLN:HG2	9:CI:20:ARG:HG3	1.64	0.79
29:DE:9:VAL:HG13	29:DE:25:VAL:O	1.82	0.79
1:CA:930:C:H2'	1:CA:931:C:H5'	1.64	0.79
13:CM:32:GLU:HA	13:CM:35:GLU:HG2	1.65	0.79
48:B1:11:ARG:HB3	48:B1:11:ARG:HH11	1.47	0.79
25:DA:2068:U:H3	25:DA:2430:A:H2	1.30	0.79
41:DU:88:ILE:O	41:DU:88:ILE:HD12	1.82	0.79
48:D1:52:ARG:NH1	48:D1:78:LYS:HD3	1.98	0.79
25:BA:276:A:H3'	25:BA:276:A:N3	1.97	0.79
25:BA:2801(A):A:C4'	25:BA:2802:G:H5'	2.05	0.79
28:BD:31:LYS:O	28:BD:36:PRO:HD3	1.81	0.79
36:BP:127:ALA:O	36:BP:148:LEU:HD12	1.82	0.79

Continued on next page...

Continued from previous page...

Atom-1	Atom-2	Interatomic distance (Å)	Clash overlap (Å)
2:AB:114:ARG:HH12	2:AB:118:LEU:HD11	1.48	0.79
10:AJ:50:ILE:HD11	14:AN:41:ARG:HD3	1.62	0.79
39:BS:67:ARG:NH1	39:BS:100:ALA:N	2.30	0.79
20:AT:26:ASN:HD22	20:AT:27:LYS:N	1.80	0.79
25:BA:191:A:H2'	25:BA:192:C:C6	2.17	0.79
46:DZ:175:PRO:HB2	46:DZ:176:PRO:HD2	1.65	0.79
1:CA:673:G:H2'	1:CA:674:G:C8	2.18	0.79
26:BB:30:C:H2'	26:BB:31:C:H5'	1.63	0.79
3:CC:148:GLY:HA3	3:CC:172:ARG:O	1.82	0.79
25:BA:1884:A:H2'	25:BA:1885:A:H5''	1.64	0.79
30:DF:24:LEU:HB3	30:DF:25:PRO:HD2	1.62	0.79
55:D8:30:ARG:HE	55:D8:30:ARG:HA	1.46	0.79
32:DH:83:TYR:HA	32:DH:135:GLY:H	1.46	0.79
55:B8:33:ASN:N	55:B8:33:ASN:HD22	1.80	0.79
25:DA:2881:C:H2'	25:DA:2882:A:H8	1.47	0.79
25:DA:94(A):G:H21	49:D2:47:ASN:ND2	1.80	0.79
1:AA:377:G:OP1	16:AP:3:LYS:HD2	1.82	0.79
39:BS:67:ARG:HH12	39:BS:100:ALA:H	1.31	0.79
1:CA:189(A):C:H2'	1:CA:189(B):C:C6	2.17	0.79
28:DD:35:LYS:H	28:DD:36:PRO:HD2	1.47	0.79
25:DA:1497:U:H5'	25:DA:1498:C:C5	2.18	0.79
25:BA:1884:A:C2'	25:BA:1885:A:H5''	2.13	0.79
31:BG:180:PHE:C	31:BG:182:LYS:H	1.86	0.79
25:DA:1336:A:H2'	25:DA:1337:G:H8	1.48	0.79
7:CG:83:ALA:HB3	7:CG:85:TYR:CE2	2.18	0.79
32:DH:147:ASN:N	32:DH:147:ASN:HD22	1.81	0.79
50:D3:10:LYS:HG3	50:D3:11:SER:H	1.44	0.79
25:DA:2180:U:H2'	25:DA:2181:G:C8	2.18	0.79
45:DY:31:LEU:HD23	45:DY:36:ALA:H	1.47	0.79
22:CV:84:ASP:O	22:CV:85:LEU:HB2	1.82	0.79
32:BH:85:LYS:CD	32:BH:133:VAL:HB	2.12	0.79
32:BH:63:SER:O	32:BH:64:LEU:HB2	1.81	0.79
42:BV:14:VAL:HB	42:BV:96:ILE:HG13	1.64	0.79
25:DA:271(E):U:H2'	25:DA:271(F):C:C6	2.17	0.79
25:BA:1779:U:C5	25:BA:1784:A:N7	2.51	0.79
45:DY:81:LYS:HD3	45:DY:97:ARG:HB3	1.65	0.79
28:DD:65:ILE:HD11	28:DD:67:PHE:CE1	2.17	0.79
13:CM:44:ARG:HB2	13:CM:47:ASP:OD1	1.83	0.79
25:DA:1667:G:H22	25:DA:1992:G:H5'	1.48	0.79
28:DD:182:LEU:H	28:DD:272:ALA:HB3	1.45	0.79
12:AL:24:LEU:HD11	12:AL:61:TYR:OH	1.83	0.79

Continued on next page...

Continued from previous page...

Atom-1	Atom-2	Interatomic distance (Å)	Clash overlap (Å)
17:CQ:19:VAL:HG23	17:CQ:44:ALA:HB3	1.65	0.79
25:BA:1651:G:OP1	38:BR:40:LYS:HE2	1.81	0.79
26:DB:11:C:H3'	26:DB:12:C:H6	1.48	0.79
29:DE:154:LYS:HA	29:DE:154:LYS:HE3	1.64	0.79
53:D6:13:CYS:HA	53:D6:50:ARG:O	1.82	0.78
2:AB:80:ILE:CD1	2:AB:212:GLN:HA	2.13	0.78
13:CM:34:LEU:HD13	13:CM:41:PRO:HG3	1.65	0.78
30:BF:191:ARG:CB	30:BF:191:ARG:HH11	1.96	0.78
1:CA:1123:A:O2'	10:CJ:36:GLY:HA3	1.83	0.78
25:DA:1176:G:O2'	25:DA:1177:A:H5'	1.83	0.78
25:DA:833:U:H2'	25:DA:834:C:H6	1.48	0.78
27:DC:74:ARG:HH11	27:DC:74:ARG:HB2	1.48	0.78
38:DR:79:LEU:HA	38:DR:83:ILE:CG1	2.14	0.78
39:BS:95:HIS:CG	39:BS:96:GLY:H	2.02	0.78
9:AI:11:LYS:H	9:AI:104:ARG:NH2	1.81	0.78
32:BH:43:VAL:HG11	32:BH:52:VAL:HG22	1.65	0.78
9:CI:19:LEU:HB3	9:CI:59:PHE:CD2	2.17	0.78
7:CG:132:GLY:HA3	7:CG:135:VAL:HG23	1.65	0.78
30:BF:19:GLU:O	30:BF:20:LEU:HB2	1.82	0.78
25:BA:1396:U:H1'	25:BA:1397:U:C5	2.19	0.78
1:AA:1065:U:H4'	1:AA:1066:C:C5'	2.13	0.78
28:BD:267:SER:HA	28:BD:270:ILE:HD12	1.65	0.78
1:AA:1032:G:H2'	1:AA:1033:G:C8	2.18	0.78
13:AM:52:GLU:O	13:AM:56:LEU:HB2	1.83	0.78
30:DF:176:LEU:HG	30:DF:177:ALA:H	1.46	0.78
20:CT:92:LEU:O	20:CT:96:GLY:HA3	1.82	0.78
28:DD:35:LYS:O	28:DD:64:ILE:HG22	1.84	0.78
22:CV:24:GLU:HB2	22:CV:40:LYS:HB3	1.65	0.78
4:AD:121:VAL:O	4:AD:134:ASP:HA	1.82	0.78
46:BZ:152:SER:O	46:BZ:154:LEU:N	2.17	0.78
1:AA:423:G:H2'	1:AA:423:G:N3	1.99	0.78
1:CA:1374:A:H2'	1:CA:1375:A:H8	1.48	0.78
7:CG:15:ASP:H	7:CG:20:ASP:N	1.80	0.78
1:CA:1129:C:H41	1:CA:1135:U:H3	1.31	0.78
25:DA:271(E):U:H2'	25:DA:271(F):C:H6	1.48	0.78
19:CS:15:LEU:HD12	19:CS:31:ILE:HD11	1.65	0.78
48:B1:26:ARG:HB2	48:B1:26:ARG:CZ	2.12	0.78
41:DU:86:ALA:HB2	41:DU:116:ALA:HB2	1.65	0.78
1:AA:157:G:H2'	1:AA:158:G:H8	1.47	0.78
25:DA:265:A:H1'	25:DA:266:G:O4'	1.82	0.78
1:CA:1248:A:H2'	1:CA:1249:C:H5'	1.66	0.78

Continued on next page...

Continued from previous page...

Atom-1	Atom-2	Interatomic distance (Å)	Clash overlap (Å)
1:CA:797:C:OP1	11:CK:124:LYS:HE2	1.84	0.78
25:BA:2199:A:H5'	25:BA:2200:C:OP2	1.84	0.78
9:CI:56:LEU:HD23	9:CI:56:LEU:O	1.82	0.78
41:BU:65:ILE:HD11	41:BU:96:ALA:HB3	1.64	0.78
31:BG:68:PRO:HB2	31:BG:90:LEU:HD22	1.66	0.78
8:CH:7:ALA:HB2	8:CH:85:ARG:HG3	1.64	0.78
53:B6:10:LEU:HD12	55:B8:34:TRP:CD1	2.19	0.78
4:AD:173:TRP:CD1	4:AD:174:LEU:HG	2.19	0.78
3:CC:147:LYS:HG3	3:CC:204:LEU:O	1.83	0.78
7:AG:69:VAL:HG21	7:AG:104:LEU:CD2	2.12	0.78
1:AA:963:G:H21	10:AJ:55:LYS:CD	1.97	0.78
25:DA:2171:A:H2'	25:DA:2172:U:C6	2.19	0.78
25:BA:784:A:H5''	28:BD:227:ASN:ND2	1.99	0.78
25:BA:2317:C:C2'	25:BA:2318:G:H5'	2.12	0.78
22:CV:135:THR:HB	22:CV:151:ALA:CB	2.14	0.78
40:DT:136:GLN:HG3	40:DT:137:LYS:H	1.49	0.78
1:AA:148:G:H2'	1:AA:149:A:H8	1.48	0.78
8:CH:23:SER:HA	8:CH:63:LEU:CD2	2.13	0.78
4:AD:92:VAL:O	4:AD:96:LEU:HD22	1.84	0.78
28:BD:5:LYS:HA	28:BD:17:THR:HG22	1.63	0.78
27:DC:140:ASN:HB3	27:DC:143:ALA:HB3	1.63	0.78
49:B2:42:GLY:O	49:B2:44:LEU:N	2.16	0.78
25:BA:2068:U:N3	25:BA:2430:A:H2	1.79	0.78
25:DA:479:A:C4'	25:DA:480:A:H5'	2.08	0.78
28:DD:43:ARG:CB	28:DD:54:ARG:HB2	2.13	0.78
3:CC:43:LEU:HD11	3:CC:91:LEU:HD21	1.65	0.78
2:AB:61:LEU:HD21	2:AB:160:ASP:HB2	1.64	0.78
46:DZ:157:PRO:HG2	46:DZ:160:VAL:HG21	1.65	0.78
1:CA:1372:U:H5''	9:CI:71:SER:HB3	1.66	0.78
45:DY:28:LYS:HB2	45:DY:37:VAL:HB	1.64	0.78
3:AC:63:ASN:H	3:AC:97:LYS:NZ	1.79	0.78
13:AM:2:ALA:HB3	13:AM:9:ILE:HG23	1.64	0.78
31:BG:61:ALA:HB2	31:BG:68:PRO:HD3	1.64	0.78
1:AA:975:A:H4'	1:AA:976:G:H5''	1.66	0.78
17:AQ:91:ARG:HA	17:AQ:94:ASN:HD22	1.46	0.78
22:AV:101:ALA:O	22:AV:104:PHE:HB2	1.84	0.78
40:BT:89:VAL:HG11	40:BT:91:ARG:HE	1.47	0.78
1:AA:203:U:H1'	1:AA:216:G:C6	2.18	0.78
1:CA:862:C:O2'	1:CA:863:U:H5'	1.84	0.78
28:DD:166:GLN:HE21	28:DD:166:GLN:HA	1.49	0.78
25:DA:203:C:H3'	25:DA:204:A:H5''	1.66	0.78

Continued on next page...

Continued from previous page...

Atom-1	Atom-2	Interatomic distance (Å)	Clash overlap (Å)
25:BA:2543:G:H2'	25:BA:2544:G:C8	2.19	0.78
25:BA:1983:C:O2'	25:BA:1984:G:H5'	1.83	0.78
1:AA:818:G:O2'	1:AA:819:A:H5'	1.82	0.78
25:BA:242:G:H5''	55:B8:62:LEU:CD1	2.11	0.78
7:CG:105:VAL:HG12	7:CG:109:ASN:ND2	1.97	0.78
46:BZ:68:THR:CG2	46:BZ:89:VAL:HA	2.14	0.78
8:AH:102:ARG:N	8:AH:102:ARG:HE	1.80	0.78
36:BP:9:ASN:H	36:BP:10:PRO:CD	1.97	0.78
25:DA:191:A:H2'	25:DA:192:C:C6	2.17	0.78
36:DP:128:HIS:CD2	36:DP:148:LEU:HD12	2.18	0.78
1:CA:1165:C:H2'	1:CA:1166:G:H8	1.47	0.78
1:AA:104:G:O2'	1:AA:105:G:H5'	1.84	0.78
25:DA:2695:C:H2'	25:DA:2696:U:H6	1.49	0.78
9:AI:97:LYS:HB3	9:AI:98:PRO:HD3	1.66	0.78
26:DB:22:U:H3	26:DB:61:G:H1	1.31	0.78
38:BR:12:ARG:HG3	38:BR:12:ARG:HH11	1.48	0.78
25:BA:2245:U:H5'	25:BA:2246:G:H5'	1.66	0.78
39:BS:89:ARG:O	39:BS:92:TYR:HB3	1.83	0.78
41:BU:92:ARG:HH22	41:BU:94:ASN:HB3	1.48	0.78
31:DG:101:ILE:HD13	31:DG:102:PHE:N	1.99	0.78
31:DG:114:ILE:HB	31:DG:117:PHE:CB	2.14	0.78
1:CA:1033:G:H3'	1:CA:1034:G:H5''	1.64	0.78
25:BA:2290:G:C8	25:BA:2290:G:H5'	2.16	0.78
25:BA:780:G:H21	25:BA:783:A:H62	1.32	0.78
8:AH:84:ARG:O	8:AH:135:CYS:HB2	1.84	0.78
2:AB:178:ARG:HH11	2:AB:178:ARG:HG2	1.46	0.78
28:BD:10:THR:HG23	28:BD:13:ARG:HB3	1.65	0.78
25:BA:2839:G:H5'	38:BR:46:GLY:HA2	1.64	0.78
29:BE:119:ARG:HG2	29:BE:160:TYR:HB2	1.66	0.78
6:AF:37:VAL:HA	6:AF:65:VAL:HG12	1.65	0.78
35:BO:17:ARG:CD	35:BO:47:ILE:HD11	2.13	0.78
25:BA:159:U:C2'	25:BA:160:U:H5'	2.14	0.78
37:DQ:18:LYS:O	37:DQ:98:LYS:HD3	1.83	0.78
31:DG:134:GLY:C	31:DG:135:LEU:HD12	2.04	0.78
45:DY:28:LYS:O	45:DY:38:ILE:HB	1.84	0.78
20:AT:86:ARG:O	20:AT:90:GLN:HG3	1.83	0.78
2:AB:34:ALA:HB3	2:AB:41:ILE:HB	1.66	0.78
46:DZ:150:HIS:CB	46:DZ:169:THR:HA	2.14	0.78
39:DS:34:HIS:CE1	39:DS:54:LEU:HB2	2.18	0.78
1:AA:555:C:H2'	1:AA:556:C:C6	2.18	0.78
12:AL:52:VAL:HG13	12:AL:65:ALA:O	1.83	0.78

Continued on next page...

Continued from previous page...

Atom-1	Atom-2	Interatomic distance (Å)	Clash overlap (Å)
27:BC:69:LEU:HD12	27:BC:162:ILE:HG23	1.65	0.78
1:AA:1036:G:C2'	1:AA:1037:C:H5'	2.13	0.78
1:AA:1036:G:H5''	1:AA:1037:C:H5	1.46	0.78
55:B8:52:LYS:N	55:B8:53:PRO:CD	2.46	0.78
4:AD:101:LEU:HB2	4:AD:138:TYR:HB3	1.65	0.78
25:BA:2022:U:O2'	25:BA:2617:C:H5'	1.84	0.78
1:CA:175:C:H2'	1:CA:176:C:C6	2.19	0.78
12:AL:116:LYS:HB2	12:AL:117:TYR:HD1	1.47	0.78
25:DA:1365:A:H5''	48:D1:41:ARG:HH12	1.48	0.78
29:BE:101:ARG:NH1	29:BE:171:GLU:HB2	1.98	0.78
32:BH:20:ALA:HB1	32:BH:21:PRO:CD	2.14	0.78
1:AA:1262:C:H2'	1:AA:1263:C:C6	2.19	0.78
2:CB:9:GLU:H	2:CB:9:GLU:CD	1.87	0.78
9:CI:52:ALA:HB1	9:CI:95:LYS:HB2	1.66	0.78
25:BA:1173:G:H3'	25:BA:1174:A:H5'	1.66	0.78
25:BA:2758:A:C2'	25:BA:2759:G:H5''	2.14	0.78
15:CO:61:GLY:O	15:CO:64:ARG:HB3	1.84	0.78
25:BA:607:U:OP1	30:BF:102:PRO:HA	1.84	0.78
23:AW:3:C:H2'	23:AW:4:G:C8	2.19	0.78
42:BV:5:VAL:CG2	42:BV:35:LEU:HG	2.14	0.78
26:DB:15:A:H3'	26:DB:16:G:H5'	1.65	0.78
25:DA:1889:A:O2'	25:DA:2087:G:H5'	1.84	0.78
25:DA:1336:A:H2'	25:DA:1337:G:C8	2.19	0.78
5:CE:6:PHE:HB2	5:CE:34:VAL:HG13	1.66	0.78
1:CA:1194:U:H2'	1:CA:1195:C:H6	1.48	0.78
25:DA:1375:C:H2'	25:DA:1376:C:H6	1.49	0.78
2:CB:7:VAL:HB	2:CB:11:LEU:HD12	1.66	0.77
1:CA:1289:A:H2'	1:CA:1290:G:H5'	1.65	0.77
41:BU:90:VAL:O	41:BU:92:ARG:HD3	1.82	0.77
11:AK:85:ARG:HG2	11:AK:111:ASP:O	1.83	0.77
3:CC:6:HIS:HB2	14:CN:49:HIS:HB3	1.64	0.77
25:BA:740:U:H5'	25:BA:740:U:C6	2.18	0.77
30:DF:195:ASP:HB2	30:DF:198:ALA:CB	2.13	0.77
55:D8:32:LEU:H	55:D8:32:LEU:HD23	1.47	0.77
1:AA:1003:G:H2'	1:AA:1004:A:H4'	1.66	0.77
5:AE:127:ASN:O	5:AE:131:ILE:HG12	1.84	0.77
25:DA:1799:G:H5'	25:DA:1819:A:H61	1.47	0.77
8:CH:1:MET:HE2	8:CH:2:LEU:H	1.49	0.77
1:CA:180:U:H2'	1:CA:181:G:H5'	1.65	0.77
29:DE:132:HIS:O	29:DE:133:LYS:HG3	1.84	0.77
26:BB:65:C:C2'	26:BB:66:A:H5'	2.14	0.77

Continued on next page...

Continued from previous page...

Atom-1	Atom-2	Interatomic distance (Å)	Clash overlap (Å)
25:DA:1188:U:O2'	25:DA:1189:A:H5'	1.84	0.77
45:DY:31:LEU:HB2	45:DY:32:PRO:HA	1.65	0.77
28:DD:24:ILE:HG13	28:DD:25:THR:N	1.97	0.77
2:AB:55:PHE:CD1	2:AB:221:LEU:HG	2.18	0.77
1:CA:333:G:H4'	20:CT:16:HIS:CE1	2.19	0.77
13:AM:65:LYS:HD2	13:AM:69:GLU:HG3	1.66	0.77
25:BA:2759:G:H5'	25:BA:2759:G:C8	2.19	0.77
1:AA:475:G:H2'	1:AA:476:G:H8	1.50	0.77
1:AA:664:G:H22	1:AA:741:G:H1	1.32	0.77
25:BA:279:C:OP1	25:BA:280:C:H5''	1.84	0.77
1:CA:137:C:H42	1:CA:226:G:H1	1.29	0.77
6:CF:60:PHE:C	6:CF:61:LEU:HD12	2.04	0.77
9:CI:23:ASN:HD22	9:CI:23:ASN:N	1.78	0.77
22:CV:161:VAL:CB	22:CV:165:VAL:HG21	2.12	0.77
30:BF:195:ASP:HB2	30:BF:198:ALA:HB2	1.65	0.77
12:CL:38:ARG:CG	12:CL:39:THR:H	1.92	0.77
29:BE:49:LEU:HD12	29:BE:49:LEU:H	1.48	0.77
25:DA:1685:C:H2'	25:DA:1686:C:H5''	1.64	0.77
25:DA:881:G:H2'	25:DA:882:G:H8	1.46	0.77
25:BA:1114:G:C3'	25:BA:1115:G:H5''	2.13	0.77
46:BZ:149:LEU:H	46:BZ:149:LEU:HD13	1.49	0.77
32:DH:44:VAL:HG12	32:DH:45:VAL:N	1.98	0.77
37:DQ:43:THR:HB	37:DQ:94:VAL:HG12	1.66	0.77
56:B9:14:CYS:HB3	56:B9:27:CYS:HB2	1.65	0.77
6:CF:99:ALA:O	6:CF:100:ASN:HB2	1.84	0.77
25:DA:2360:A:OP1	55:D8:49:VAL:HG12	1.85	0.77
25:DA:1529:G:H2'	25:DA:1530:C:C5	2.20	0.77
1:CA:818:G:O2'	1:CA:819:A:H5'	1.83	0.77
1:AA:77:G:H1	1:AA:92:C:N4	1.82	0.77
54:D7:21:ARG:HG2	54:D7:21:ARG:HH11	1.47	0.77
1:CA:597:G:H1'	1:CA:644:G:N2	1.99	0.77
42:DV:18:LEU:HD22	42:DV:19:LYS:N	1.99	0.77
1:CA:1352:C:H2'	1:CA:1353:G:C8	2.19	0.77
32:DH:89:ILE:HD11	32:DH:129:THR:HG22	1.67	0.77
35:DO:35:VAL:HG11	35:DO:103:ALA:HB3	1.66	0.77
32:BH:85:LYS:NZ	32:BH:133:VAL:HB	1.99	0.77
37:BQ:29:PHE:HB2	37:BQ:105:GLU:OE2	1.85	0.77
1:AA:356:A:C2'	1:AA:357:G:H5'	2.14	0.77
53:B6:8:LYS:O	53:B6:9:LEU:HB3	1.84	0.77
27:BC:164:PHE:O	27:BC:172:ILE:HD11	1.84	0.77
25:BA:1717:G:C2'	25:BA:1718:G:H5''	2.14	0.77

Continued on next page...

Continued from previous page...

Atom-1	Atom-2	Interatomic distance (Å)	Clash overlap (Å)
56:B9:11:CYS:HB3	56:B9:32:HIS:CE1	2.19	0.77
1:AA:939:G:H5''	7:AG:102:ARG:HH22	1.49	0.77
1:CA:1172:C:H2'	1:CA:1173:G:H8	1.48	0.77
2:CB:87:ARG:HE	2:CB:233:SER:CB	1.96	0.77
31:BG:114:ILE:HB	31:BG:117:PHE:HB2	1.67	0.77
46:BZ:111:ARG:HD3	46:BZ:112:ALA:N	1.99	0.77
38:BR:78:LYS:O	38:BR:82:GLU:HB3	1.85	0.77
37:DQ:81:VAL:HG23	47:D0:7:LEU:HD22	1.66	0.77
1:CA:523:A:H61	12:CL:50:ARG:HH12	1.32	0.77
3:AC:113:ALA:HB3	3:AC:114:PRO:HD3	1.66	0.77
10:AJ:63:PHE:CB	14:AN:58:LYS:HA	2.11	0.77
46:DZ:126:LYS:HB3	46:DZ:161:GLU:HB3	1.66	0.77
42:BV:53:GLU:O	42:BV:55:ALA:N	2.17	0.77
31:DG:39:ILE:HD12	31:DG:156:ASP:O	1.83	0.77
45:BY:11:ASP:H	45:BY:28:LYS:HZ1	1.29	0.77
25:DA:242:G:H5''	55:D8:62:LEU:CD1	2.13	0.77
20:CT:23:ARG:O	20:CT:27:LYS:HB2	1.83	0.77
1:AA:1101:A:H4'	1:AA:1102:A:O5'	1.83	0.77
31:BG:97:ASP:O	31:BG:101:ILE:HG23	1.85	0.77
13:AM:13:LYS:HA	13:AM:44:ARG:NH1	1.99	0.77
25:BA:2116:G:H5''	25:BA:2117:A:N7	1.99	0.77
29:DE:33:VAL:HG21	29:DE:36:ARG:HH21	1.50	0.77
28:BD:273:ARG:CB	28:BD:273:ARG:NH1	2.45	0.77
53:B6:28:ARG:NH1	53:B6:29:ASN:H	1.80	0.77
31:BG:106:LEU:HA	31:BG:110:ALA:HB3	1.64	0.77
37:BQ:43:THR:HB	37:BQ:45:GLN:HG2	1.65	0.77
25:DA:1348:G:C2'	25:DA:1349:A:H5''	2.15	0.77
41:BU:90:VAL:HG12	41:BU:91:ASP:N	1.99	0.77
22:CV:147:GLY:HA3	22:CV:163:LEU:HD13	1.65	0.77
31:DG:39:ILE:CD1	31:DG:155:MET:HG3	2.09	0.77
28:DD:24:ILE:HD12	28:DD:25:THR:H	1.49	0.77
53:B6:19:ARG:HG3	53:B6:20:ASN:H	1.48	0.77
2:AB:217:ARG:N	2:AB:217:ARG:HD3	2.00	0.77
2:AB:139:LYS:O	2:AB:143:GLU:HG2	1.84	0.77
4:AD:22:LYS:O	4:AD:113:SER:HB3	1.85	0.77
10:CJ:63:PHE:HA	14:CN:59:ALA:CB	2.15	0.77
40:DT:28:VAL:HG22	40:DT:47:GLY:N	1.99	0.77
19:CS:15:LEU:O	19:CS:19:VAL:HB	1.84	0.77
1:AA:1208:C:H2'	1:AA:1209:C:H6	1.48	0.77
12:CL:23:ALA:HA	12:CL:95:TYR:HE2	1.50	0.77
1:CA:1492:A:H3'	1:CA:1493:A:C8	2.20	0.77

Continued on next page...

Continued from previous page...

Atom-1	Atom-2	Interatomic distance (Å)	Clash overlap (Å)
25:DA:782:A:H5'	25:DA:783:A:C2	2.20	0.77
25:DA:935:C:H2'	25:DA:936:C:H6	1.49	0.77
22:AV:43:ASN:HD22	22:AV:48:ALA:HB3	1.48	0.77
25:BA:2171:A:H4'	25:BA:2172:U:H5'	1.67	0.77
40:BT:92:GLY:C	40:BT:94:ALA:H	1.88	0.77
25:DA:1952:A:C2	35:DO:22:ILE:HG23	2.20	0.77
45:DY:8:LYS:HE3	45:DY:72:VAL:CG2	2.13	0.77
23:CW:23:C:H2'	23:CW:24:U:C6	2.20	0.77
30:DF:192:LEU:HD23	30:DF:193:VAL:N	1.98	0.77
53:D6:19:ARG:HG2	53:D6:20:ASN:H	1.46	0.77
36:BP:125:VAL:O	36:BP:145:PRO:HD2	1.84	0.77
25:DA:2533:A:H3'	25:DA:2534:A:H5"	1.65	0.77
2:AB:16:HIS:HA	2:AB:210:SER:OG	1.85	0.77
25:DA:274:G:N2	25:DA:363:G:H22	1.81	0.77
25:BA:2477:C:N4	56:B9:10:ILE:HG12	1.98	0.77
2:AB:127:ILE:HA	2:AB:130:ARG:HG3	1.66	0.77
25:DA:2838:G:H1'	38:DR:45:ARG:HH12	1.50	0.77
1:CA:1218:C:H2'	1:CA:1219:U:C5	2.20	0.77
1:AA:404:U:H2'	1:AA:405:U:H6	1.50	0.77
22:AV:79:GLU:HG2	22:AV:94:PRO:HA	1.66	0.77
1:AA:947:G:H2'	1:AA:948:C:C6	2.20	0.77
2:CB:223:ILE:HA	2:CB:226:ARG:HB2	1.67	0.77
29:DE:51:PHE:O	29:DE:74:PRO:HB2	1.84	0.77
29:DE:78:LEU:O	29:DE:79:ARG:HD2	1.84	0.77
38:DR:10:LEU:HD22	38:DR:17:ARG:NH1	2.00	0.77
53:D6:41:PRO:HD3	53:D6:46:HIS:N	1.99	0.77
2:AB:217:ARG:O	2:AB:221:LEU:HB2	1.85	0.77
1:AA:1363(A):A:H1'	1:AA:1365:G:N7	1.99	0.77
45:DY:95:LYS:HE3	45:DY:99:CYS:O	1.85	0.77
39:DS:90:GLY:C	39:DS:92:TYR:H	1.85	0.77
25:BA:1190:G:H5"	36:BP:35:HIS:HA	1.66	0.77
22:AV:147:GLY:HA2	22:AV:163:LEU:HG	1.65	0.77
5:CE:81:GLU:HG2	5:CE:90:VAL:HG12	1.64	0.77
1:CA:1014:A:H2'	1:CA:1015:A:C8	2.19	0.77
55:D8:33:ASN:N	55:D8:33:ASN:HD22	1.83	0.77
16:AP:21:VAL:HG13	16:AP:33:ILE:HB	1.66	0.77
30:BF:132:VAL:HG22	30:BF:133:ASN:H	1.50	0.77
32:DH:40:GLU:HB2	32:DH:41:MET:SD	2.24	0.77
25:BA:1509(A):A:H2'	25:BA:1509(B):A:C8	2.20	0.77
32:DH:117:PRO:HB3	32:DH:123:PHE:CE1	2.20	0.77
43:BW:28:SER:OG	43:BW:31:GLU:HB3	1.85	0.77

Continued on next page...

Continued from previous page...

Atom-1	Atom-2	Interatomic distance (Å)	Clash overlap (Å)
36:BP:47:ASP:HB3	36:BP:48:PRO:CA	2.14	0.77
37:DQ:21:THR:HG21	37:DQ:101:ARG:HB2	1.65	0.77
3:AC:34:LEU:HG	3:AC:38:ARG:NH2	2.00	0.77
30:DF:17:ARG:CB	30:DF:17:ARG:HH11	1.96	0.77
28:DD:83:GLU:HB2	28:DD:92:ILE:HD11	1.67	0.77
55:D8:39:LYS:HA	55:D8:42:ARG:NH1	2.00	0.77
25:BA:61:G:H1	25:BA:94:C:H42	1.31	0.77
34:BN:34:LEU:HD23	34:BN:107:LEU:HD11	1.67	0.77
7:CG:80:VAL:HG21	7:CG:85:TYR:CD1	2.19	0.77
25:DA:2815:C:H5'	52:D5:29:THR:HG21	1.66	0.77
25:DA:345:A:H5''	25:DA:346:A:OP1	1.85	0.77
25:DA:271(U):G:O2'	25:DA:271(V):G:H5'	1.84	0.77
36:DP:133:SER:O	36:DP:135:LEU:N	2.18	0.77
29:BE:96:PHE:O	29:BE:97:LYS:HE2	1.85	0.77
43:DW:8:ARG:HG3	43:DW:8:ARG:HH11	1.50	0.77
25:DA:478:A:H2'	25:DA:479:A:H5'	1.66	0.76
7:CG:47:CYS:HB3	7:CG:58:PRO:HG2	1.67	0.76
27:BC:156:GLU:OE1	27:BC:159:ALA:HB3	1.84	0.76
31:DG:16:ARG:HH12	31:DG:28:VAL:CG1	1.96	0.76
55:B8:19:SER:HB2	55:B8:21:LYS:HG3	1.67	0.76
9:CI:47:LEU:C	9:CI:49:PRO:HD2	2.05	0.76
36:DP:101:VAL:HB	36:DP:107:LYS:HA	1.66	0.76
1:AA:458:C:H2'	1:AA:460:G:C8	2.20	0.76
25:DA:27:G:HO2'	25:DA:28:A:H8	0.81	0.76
6:AF:9:VAL:HB	6:AF:87:ARG:HB2	1.65	0.76
23:AW:17:C:H2'	23:AW:17(B):U:C5	2.19	0.76
1:CA:353:A:H5'	1:CA:353:A:H8	1.49	0.76
1:CA:135:C:H2'	1:CA:136:C:H5'	1.67	0.76
36:BP:59:LEU:HA	36:BP:61:ARG:HH11	1.46	0.76
2:CB:97:TRP:CZ2	2:CB:102:LEU:HD13	2.20	0.76
42:BV:38:LEU:O	42:BV:39:LEU:HD13	1.85	0.76
25:BA:2784:C:H1'	29:BE:37:ARG:HH12	1.49	0.76
3:AC:54:ARG:HG2	3:AC:55:VAL:H	1.49	0.76
30:DF:3:GLU:HA	30:DF:24:LEU:CB	2.15	0.76
2:AB:189:ASP:HB3	2:AB:203:GLY:O	1.85	0.76
25:DA:286:C:H6	25:DA:286:C:H5'	1.48	0.76
45:BY:50:ARG:HD3	45:BY:53:PRO:HG2	1.67	0.76
11:AK:111:ASP:HA	18:AR:84:LYS:CG	2.15	0.76
1:CA:1186:G:H3'	1:CA:1187:G:H5''	1.67	0.76
25:DA:8:A:H2'	25:DA:9:U:C6	2.20	0.76
15:CO:23:GLY:O	15:CO:24:SER:HB3	1.85	0.76

Continued on next page...

Continued from previous page...

Atom-1	Atom-2	Interatomic distance (Å)	Clash overlap (Å)
10:CJ:34:VAL:HG22	10:CJ:74:ILE:HG22	1.66	0.76
11:AK:19:ALA:HB2	11:AK:32:ILE:HG22	1.66	0.76
33:DI:12:LEU:HD23	33:DI:12:LEU:H	1.50	0.76
22:AV:60:LEU:O	22:AV:61:GLU:HB3	1.84	0.76
52:D5:52:TYR:N	52:D5:52:TYR:CD1	2.53	0.76
1:AA:599:C:H2'	1:AA:600:C:H6	1.50	0.76
25:DA:2801(A):A:H4'	25:DA:2802:G:H5'	1.67	0.76
37:DQ:135:ASP:CG	37:DQ:136:ALA:H	1.88	0.76
42:DV:20:LEU:HB3	42:DV:21:ARG:HE	1.48	0.76
1:AA:1221:G:OP1	19:AS:36:ARG:HD3	1.84	0.76
3:AC:62:ASP:HA	3:AC:97:LYS:HE2	1.67	0.76
40:BT:51:ARG:HG3	40:BT:98:LYS:HG3	1.67	0.76
27:BC:132:LEU:HB2	27:BC:137:LEU:HB2	1.67	0.76
25:BA:2795:G:H2'	25:BA:2795:G:N3	1.98	0.76
36:BP:144:GLU:N	36:BP:145:PRO:HD3	1.99	0.76
12:CL:43:LYS:HG2	12:CL:44:LYS:N	1.99	0.76
25:DA:2162:G:O2'	25:DA:2163:C:H5'	1.85	0.76
12:AL:66:TYR:CD1	12:AL:87:VAL:HG21	2.20	0.76
25:BA:528:A:H2	25:BA:2043:C:H5'	1.49	0.76
43:DW:59:VAL:C	43:DW:60:ASN:HD22	1.87	0.76
45:BY:16:ALA:HB1	45:BY:21:LYS:HZ2	1.45	0.76
25:BA:2762:G:H2'	25:BA:2763:G:H5''	1.67	0.76
29:DE:120:TRP:CE3	29:DE:155:LYS:HE3	2.20	0.76
25:BA:1111:A:O2'	25:BA:1112:G:H4'	1.85	0.76
1:AA:96:U:H2'	1:AA:97:G:C8	2.21	0.76
25:BA:2182:G:H2'	25:BA:2183:C:C6	2.20	0.76
42:DV:98:GLU:OE1	42:DV:100:ARG:HD3	1.85	0.76
7:CG:146:GLU:HA	7:CG:149:ARG:HB2	1.68	0.76
9:CI:95:LYS:NZ	9:CI:96:LEU:HD12	2.00	0.76
25:BA:1175:U:H4'	25:BA:1176:G:H2'	1.65	0.76
29:DE:34:VAL:O	29:DE:35:GLN:HB3	1.83	0.76
25:BA:2103:C:H42	25:BA:2186:G:H1	1.33	0.76
25:BA:2369:A:O2'	25:BA:2370:G:H5'	1.85	0.76
25:DA:1108:U:H2'	25:DA:1109:C:H5'	1.66	0.76
28:DD:24:ILE:CD1	28:DD:25:THR:H	1.99	0.76
2:AB:77:ALA:HB2	2:AB:211:ILE:HD13	1.67	0.76
28:DD:28:GLU:N	28:DD:29:PRO:HD2	2.00	0.76
6:CF:74:ASP:HA	6:CF:77:ARG:HH12	1.50	0.76
18:CR:70:ILE:O	18:CR:74:ARG:HG3	1.85	0.76
25:DA:26:G:H1'	25:DA:515:A:H61	1.49	0.76
1:AA:40:C:H2'	1:AA:41:G:C8	2.20	0.76

Continued on next page...

Continued from previous page...

Atom-1	Atom-2	Interatomic distance (Å)	Clash overlap (Å)
4:CD:30:LYS:C	4:CD:32:ALA:H	1.86	0.76
50:D3:1:MET:N	50:D3:2:PRO:HD3	1.99	0.76
18:AR:46:GLU:HB3	18:AR:85:LEU:HD13	1.66	0.76
38:DR:117:VAL:O	38:DR:118:GLU:HB2	1.84	0.76
1:AA:243:A:H4'	1:AA:244:U:O5'	1.84	0.76
11:AK:29:ILE:HD13	11:AK:44:SER:HB3	1.67	0.76
38:BR:74:LYS:CE	38:BR:77:ARG:HH21	1.98	0.76
25:DA:2297:C:O2'	25:DA:2298:A:H5'	1.86	0.76
25:DA:1899:G:N2	25:DA:1902:C:N4	2.24	0.76
32:DH:126:PRO:O	32:DH:127:GLU:HB2	1.86	0.76
45:BY:48:ALA:O	45:BY:49:VAL:HG22	1.86	0.76
1:AA:1200:C:H5''	1:AA:1201:A:H3'	1.66	0.76
37:BQ:134:ARG:HA	37:BQ:137:TYR:CE1	2.20	0.76
52:B5:53:ALA:HA	52:B5:56:LYS:HZ1	1.49	0.76
25:DA:1590:U:H2'	25:DA:1591:G:C5'	2.16	0.76
1:AA:1207:G:H2'	1:AA:1208:C:C6	2.21	0.76
46:BZ:13:LYS:HE3	46:BZ:16:ALA:CB	2.14	0.76
35:DO:10:VAL:HG21	35:DO:16:ALA:O	1.85	0.76
27:BC:69:LEU:CD1	27:BC:162:ILE:HG23	2.16	0.76
55:D8:39:LYS:HA	55:D8:42:ARG:HH12	1.51	0.76
26:BB:87:G:C3'	26:BB:88:C:H5''	2.15	0.76
38:DR:84:ALA:HB3	38:DR:85:PRO:HD3	1.67	0.76
25:DA:2727:G:O3'	35:DO:70:LYS:HE2	1.84	0.76
25:DA:1276:A:H1'	38:DR:16:HIS:HE1	1.51	0.76
30:BF:164:ARG:HG3	30:BF:175:THR:OG1	1.86	0.76
22:AV:126:THR:HG22	22:AV:174:ASP:OD1	1.86	0.76
47:D0:5:LYS:HZ3	47:D0:6:GLY:H	1.34	0.76
47:B0:18:LYS:C	47:B0:19:ARG:HD2	2.05	0.76
30:BF:108:LYS:HD2	30:BF:112:MET:HE2	1.67	0.76
25:DA:2317:C:C2'	25:DA:2318:G:H5'	2.15	0.76
17:AQ:50:LYS:HE3	17:AQ:51:TYR:CE1	2.21	0.76
39:BS:95:HIS:CG	39:BS:96:GLY:N	2.53	0.76
37:DQ:24:GLY:CA	37:DQ:67:ARG:HH22	1.98	0.76
19:CS:48:THR:HG22	19:CS:61:TYR:HA	1.66	0.76
25:BA:2787:C:H1'	29:BE:61:ARG:CG	2.12	0.76
35:BO:35:VAL:HG11	35:BO:103:ALA:HB3	1.68	0.76
36:DP:6:LEU:H	36:DP:6:LEU:HD23	1.49	0.76
10:AJ:6:ILE:HD11	10:AJ:72:VAL:HB	1.65	0.76
55:D8:60:LEU:O	55:D8:61:LEU:HD13	1.86	0.76
53:D6:12:GLU:H	53:D6:12:GLU:CD	1.89	0.76
2:CB:140:HIS:HA	2:CB:143:GLU:HG3	1.68	0.76

Continued on next page...

Continued from previous page...

Atom-1	Atom-2	Interatomic distance (Å)	Clash overlap (Å)
25:DA:676:A:H2	25:DA:802:A:H61	1.34	0.76
25:BA:847:U:H2'	25:BA:848:G:C5'	2.15	0.76
31:BG:173:LEU:HA	31:BG:176:LEU:HD12	1.67	0.76
38:DR:79:LEU:HA	38:DR:83:ILE:HG13	1.66	0.76
11:AK:41:THR:HG22	11:AK:42:TRP:H	1.51	0.76
34:BN:134:ARG:N	34:BN:134:ARG:HD3	2.00	0.76
1:AA:1211:U:H5'	1:AA:1212:U:OP1	1.85	0.76
6:AF:7:ASN:HD22	6:AF:7:ASN:N	1.82	0.76
36:BP:50:ARG:HG3	36:BP:51:PHE:H	1.48	0.76
1:AA:1372:U:H5''	9:AI:71:SER:HB3	1.65	0.76
42:DV:18:LEU:HD13	42:DV:19:LYS:H	1.50	0.76
22:CV:172:LYS:HB2	22:CV:181:VAL:HG22	1.66	0.76
25:DA:2415:G:O3'	36:DP:66:GLY:HA3	1.86	0.76
40:DT:32:TYR:HD2	40:DT:32:TYR:H	1.33	0.76
8:AH:63:LEU:HD23	8:AH:65:TYR:OH	1.86	0.76
30:BF:65:TRP:CZ3	30:BF:73:ALA:O	2.38	0.76
25:DA:2348:U:H2'	25:DA:2349:G:C5'	2.16	0.76
39:DS:69:VAL:O	39:DS:72:ALA:HB3	1.86	0.76
30:DF:178:PRO:HB3	30:DF:201:VAL:HG11	1.66	0.76
27:DC:37:LYS:N	27:DC:37:LYS:HD2	1.99	0.76
53:B6:28:ARG:HH11	53:B6:29:ASN:H	1.33	0.76
25:DA:2389:G:H5''	25:DA:2390:U:H5'	1.68	0.76
4:CD:39:PRO:HD2	4:CD:44:GLY:O	1.85	0.76
37:BQ:59:ARG:HB2	37:BQ:59:ARG:HH11	1.51	0.76
46:DZ:68:THR:HG22	46:DZ:89:VAL:HA	1.67	0.76
9:CI:97:LYS:HB3	9:CI:98:PRO:HD3	1.68	0.76
25:BA:2648:C:H2'	25:BA:2649:U:C6	2.20	0.76
1:AA:1116:C:O2'	1:AA:1117:G:H5''	1.86	0.76
2:CB:16:HIS:HA	2:CB:210:SER:OG	1.84	0.76
1:AA:1128:C:H5''	9:AI:16:ARG:HH22	1.50	0.76
4:AD:79:PHE:HZ	4:AD:204:ILE:HA	1.49	0.76
15:CO:7:GLU:O	15:CO:10:LYS:HG2	1.85	0.76
33:BI:51:ILE:O	33:BI:51:ILE:HD13	1.84	0.76
1:CA:1035:A:H2'	1:CA:1036:G:O4'	1.86	0.76
1:CA:189(A):C:H2'	1:CA:189(B):C:H6	1.47	0.76
25:BA:875:G:H2'	25:BA:876:C:H6	1.49	0.76
22:AV:114:MET:SD	22:AV:119:PRO:HG3	2.24	0.76
25:BA:2729:G:H1'	29:BE:187:ALA:HB2	1.67	0.76
8:CH:91:ARG:HG2	8:CH:91:ARG:HH11	1.49	0.76
19:AS:18:LYS:HD3	19:AS:18:LYS:O	1.85	0.76
35:BO:53:LYS:N	35:BO:53:LYS:HD2	2.01	0.76

Continued on next page...

Continued from previous page...

Atom-1	Atom-2	Interatomic distance (Å)	Clash overlap (Å)
25:BA:1494:A:N3	25:BA:1494:A:H2'	2.00	0.76
25:BA:541:C:H2'	25:BA:542:C:C6	2.21	0.76
1:CA:1305:G:H5'	21:CU:4:GLY:HA3	1.66	0.76
13:CM:15:VAL:HG23	13:CM:16:ASP:H	1.51	0.76
25:DA:2791:C:H1'	25:DA:2792:G:N7	2.01	0.76
31:DG:86:MET:HB3	31:DG:87:PRO:HD3	1.68	0.76
25:DA:1590:U:H2'	25:DA:1591:G:H5''	1.66	0.76
25:DA:2169:A:C1'	27:DC:130:ARG:HH22	1.98	0.76
1:AA:1007:C:H2'	1:AA:1008:C:H6	1.51	0.76
25:DA:1318:C:C3'	25:DA:1319:G:H5''	2.15	0.76
1:AA:110:C:H2'	1:AA:111:G:O4'	1.86	0.76
20:CT:33:ILE:HG23	20:CT:63:ILE:HG12	1.67	0.76
25:DA:1824:G:O2'	25:DA:1825:A:H5'	1.85	0.76
25:BA:212:G:O2'	25:BA:213:A:H5'	1.86	0.76
25:BA:2528:U:H5''	56:B9:31:LYS:HE2	1.67	0.76
42:DV:49:THR:HB	42:DV:50:PRO:CD	2.16	0.76
1:CA:1142:G:H2'	1:CA:1143:G:H8	1.51	0.76
30:BF:3:GLU:CB	30:BF:19:GLU:HB2	2.16	0.76
30:BF:20:LEU:HB3	30:BF:23:ASP:OD2	1.86	0.76
1:CA:323:U:O3'	20:CT:22:ARG:HD3	1.86	0.76
1:AA:270:A:H2'	1:AA:271:C:C6	2.21	0.76
16:CP:74:LEU:O	16:CP:79:VAL:HG23	1.87	0.76
1:AA:1338:G:O2'	1:AA:1339:A:H5'	1.86	0.76
10:CJ:26:ALA:HA	10:CJ:29:ARG:HH21	1.50	0.76
25:BA:1503:U:H2'	25:BA:1504:C:C6	2.21	0.76
4:CD:13:ARG:HD2	4:CD:38:TYR:O	1.85	0.76
1:AA:59:A:H5'	1:AA:60:A:C5'	2.16	0.76
25:BA:445:C:O2'	25:BA:446:G:H5'	1.86	0.76
14:AN:8:GLU:HB3	14:AN:12:ARG:HH11	1.50	0.76
7:AG:18:TYR:CD2	7:AG:59:LEU:HD12	2.21	0.76
23:CW:47:U:H3'	23:CW:48:C:C5'	2.16	0.76
40:BT:41:ARG:O	40:BT:42:ILE:HD12	1.86	0.75
10:AJ:24:VAL:O	10:AJ:28:ARG:HG3	1.85	0.75
25:DA:1041:C:N4	25:DA:1115:G:H1	1.84	0.75
53:D6:19:ARG:CG	53:D6:20:ASN:H	1.99	0.75
28:BD:24:ILE:HG13	28:BD:83:GLU:HA	1.68	0.75
32:DH:159:GLU:HG3	32:DH:160:LYS:N	2.00	0.75
40:BT:28:VAL:HG13	40:BT:46:GLU:HA	1.67	0.75
3:CC:20:SER:CB	3:CC:40:ARG:HH22	1.99	0.75
34:DN:104:LYS:HB2	34:DN:117:PHE:CE1	2.21	0.75
8:AH:16:ALA:O	8:AH:19:VAL:HG22	1.85	0.75

Continued on next page...

Continued from previous page...

Atom-1	Atom-2	Interatomic distance (Å)	Clash overlap (Å)
25:DA:271(K):U:H2'	33:DI:50:ARG:NH2	2.01	0.75
1:CA:736:C:H2'	1:CA:737:A:C8	2.21	0.75
25:BA:1590:U:H2'	25:BA:1591:G:C5'	2.16	0.75
28:DD:108:PRO:HB3	28:DD:143:HIS:CE1	2.20	0.75
6:AF:19:LEU:HD21	6:AF:59:TYR:CE2	2.21	0.75
1:CA:821:G:H2'	1:CA:822:C:H6	1.51	0.75
44:DX:32:PRO:HA	44:DX:77:LYS:HB2	1.68	0.75
25:DA:2758:A:H3'	25:DA:2759:G:H5''	1.67	0.75
1:AA:538:G:OP2	12:AL:112:LYS:HB2	1.87	0.75
17:AQ:27:PHE:CZ	17:AQ:36:ILE:HD11	2.21	0.75
44:BX:3:THR:O	44:BX:4:ALA:HB2	1.84	0.75
54:B7:24:THR:HG23	54:B7:27:GLY:H	1.49	0.75
36:BP:47:ASP:HB3	36:BP:48:PRO:HA	1.66	0.75
1:CA:1118:C:OP1	9:CI:9:ARG:HD3	1.87	0.75
25:DA:608:A:H2'	25:DA:609:A:C8	2.21	0.75
2:AB:30:ARG:HH21	2:AB:194:PRO:CG	1.99	0.75
13:AM:49:THR:HG22	13:AM:51:ALA:H	1.51	0.75
30:BF:67:GLN:CG	30:BF:67:GLN:O	2.34	0.75
1:AA:473:G:H2'	1:AA:474:G:C8	2.17	0.75
2:AB:9:GLU:HA	2:AB:12:GLU:OE1	1.86	0.75
12:CL:22:PRO:O	12:CL:24:LEU:N	2.14	0.75
32:DH:117:PRO:HB3	32:DH:123:PHE:CD1	2.21	0.75
29:BE:167:VAL:HG11	29:BE:187:ALA:O	1.85	0.75
33:BI:117:GLU:CG	33:BI:118:LYS:H	1.92	0.75
2:CB:155:LEU:HD13	2:CB:157:ARG:H	1.50	0.75
2:AB:18:GLY:N	2:AB:42:ILE:HG22	1.96	0.75
7:CG:26:PHE:O	7:CG:30:ILE:HG12	1.86	0.75
25:DA:2787:C:H1'	29:DE:61:ARG:HG2	1.68	0.75
30:DF:8:GLN:HB3	30:DF:126:VAL:HA	1.68	0.75
1:AA:1190:G:OP1	3:AC:5:ILE:HG13	1.85	0.75
32:DH:85:LYS:HD2	32:DH:141:VAL:CG1	2.16	0.75
25:DA:2880:C:H1'	38:DR:92:GLY:O	1.87	0.75
5:CE:51:VAL:O	5:CE:55:VAL:HG23	1.87	0.75
42:BV:5:VAL:HG21	42:BV:35:LEU:HG	1.67	0.75
26:DB:15:A:H1'	26:DB:110:G:C8	2.21	0.75
4:CD:157:LEU:HB3	4:CD:161:ASN:ND2	2.01	0.75
22:AV:13:VAL:HG21	22:AV:60:LEU:HB3	1.68	0.75
25:DA:1952:A:C6	35:DO:22:ILE:HD12	2.21	0.75
25:BA:2850:A:OP2	25:BA:2866:U:H5	1.68	0.75
3:AC:48:TYR:HA	3:AC:52:LEU:HD22	1.67	0.75
11:AK:24:SER:O	11:AK:88:GLY:HA2	1.86	0.75

Continued on next page...

Continued from previous page...

Atom-1	Atom-2	Interatomic distance (Å)	Clash overlap (Å)
52:B5:13:LYS:H	52:B5:13:LYS:HD2	1.51	0.75
29:BE:55:ASN:O	29:BE:57:LYS:N	2.17	0.75
39:DS:74:ALA:O	39:DS:78:LEU:HD12	1.85	0.75
39:BS:92:TYR:O	39:BS:94:TYR:N	2.19	0.75
50:D3:29:ARG:NH1	50:D3:29:ARG:HB2	2.02	0.75
7:CG:75:VAL:HG12	7:CG:88:PRO:HB3	1.66	0.75
25:DA:280:C:H42	25:DA:360:G:H1	1.34	0.75
30:DF:28:ILE:HG21	30:DF:116:ASP:HB2	1.68	0.75
10:AJ:28:ARG:NH1	10:AJ:34:VAL:H	1.84	0.75
25:DA:850:C:O2'	25:DA:851:U:H5'	1.86	0.75
1:AA:235:C:H2'	1:AA:236:G:H8	1.50	0.75
29:DE:110:GLY:O	38:DR:2:ARG:NE	2.17	0.75
25:DA:2803:C:OP1	25:DA:2803:C:H4'	1.84	0.75
25:DA:71:A:H5'	25:DA:71:A:H8	1.50	0.75
1:AA:972:C:O3'	10:AJ:57:LYS:HG3	1.85	0.75
30:BF:9:ILE:HA	30:BF:13:SER:O	1.87	0.75
8:AH:88:LYS:HB3	8:AH:89:PRO:HD2	1.68	0.75
11:AK:69:ALA:HB1	11:AK:103:LEU:HD21	1.66	0.75
4:CD:162:LEU:HD12	4:CD:181:MET:CE	2.17	0.75
22:AV:40:LYS:HG3	22:AV:51:GLU:HB2	1.69	0.75
4:AD:96:LEU:HB3	4:AD:139:ARG:NH1	2.02	0.75
2:AB:178:ARG:HH21	8:AH:68:ARG:NH2	1.85	0.75
35:BO:17:ARG:HD3	35:BO:47:ILE:HD11	1.69	0.75
25:DA:1210:A:H4'	25:DA:1211:U:O5'	1.86	0.75
41:DU:59:ARG:O	41:DU:63:VAL:HG23	1.87	0.75
25:DA:1639:U:C2'	25:DA:1640:C:H5''	2.15	0.75
25:BA:2102:U:H2'	25:BA:2103:C:O4'	1.87	0.75
25:BA:2168:G:N2	25:BA:2170:A:H3'	2.02	0.75
45:BY:87:LYS:O	45:BY:88:LYS:HB2	1.85	0.75
2:AB:16:HIS:HD2	2:AB:210:SER:HA	1.50	0.75
2:AB:122:PHE:HB2	2:AB:139:LYS:HZ1	1.48	0.75
10:AJ:16:LEU:O	10:AJ:20:ALA:HB2	1.87	0.75
22:CV:71:GLN:NE2	22:CV:72:TYR:H	1.84	0.75
1:AA:556:C:O2'	1:AA:557:G:H5'	1.86	0.75
1:AA:386:C:O2'	1:AA:387:U:H5'	1.86	0.75
1:AA:407:G:O2'	4:AD:116:GLN:HG3	1.87	0.75
25:BA:1394:U:C2'	25:BA:1395:A:H5''	2.17	0.75
18:CR:56:THR:OG1	18:CR:58:LEU:HD13	1.86	0.75
45:DY:86:ARG:HG2	45:DY:88:LYS:H	1.51	0.75
1:AA:1277:C:C2'	1:AA:1278:U:H5'	2.17	0.75
8:CH:39:LEU:HD13	8:CH:44:PHE:HB2	1.68	0.75

Continued on next page...

Continued from previous page...

Atom-1	Atom-2	Interatomic distance (Å)	Clash overlap (Å)
15:AO:4:THR:HB	15:AO:6:GLU:OE2	1.87	0.75
49:B2:17:SER:H	49:B2:67:LYS:HZ2	1.31	0.75
25:BA:251:A:H5'	36:BP:51:PHE:CZ	2.21	0.75
19:AS:10:PHE:HZ	19:AS:70:LYS:HD2	1.49	0.75
38:DR:8:ARG:O	38:DR:10:LEU:HG	1.87	0.75
16:AP:53:VAL:O	16:AP:57:ARG:HG2	1.87	0.75
1:AA:1030(A):G:H1'	1:AA:1031:G:H1	1.51	0.75
4:AD:33:MET:HE3	4:AD:37:PRO:HA	1.66	0.75
8:AH:6:ILE:H	8:AH:6:ILE:HD12	1.52	0.75
1:CA:734:G:N2	18:CR:75:ILE:HD11	2.01	0.75
25:DA:2123:G:H2'	25:DA:2124:G:C8	2.22	0.75
55:D8:33:ASN:HA	55:D8:36:LYS:HD2	1.68	0.75
36:DP:80:TYR:CE1	36:DP:111:ARG:HD3	2.22	0.75
1:CA:821:G:H2'	1:CA:822:C:C6	2.22	0.75
38:DR:51:LEU:HD13	38:DR:70:LEU:HD21	1.66	0.75
34:BN:34:LEU:O	34:BN:49:GLY:HA3	1.84	0.75
25:BA:1434:A:H61	25:BA:1558:A:H62	1.31	0.75
38:DR:74:LYS:HE2	38:DR:77:ARG:HH21	1.52	0.75
25:DA:2801:A:H5'	25:DA:2802:G:N7	2.01	0.75
14:AN:8:GLU:HB3	14:AN:12:ARG:NH1	2.01	0.75
49:B2:17:SER:H	49:B2:67:LYS:NZ	1.84	0.75
4:CD:112:VAL:HG12	4:CD:116:GLN:OE1	1.86	0.75
25:DA:2828:C:O2'	25:DA:2829:C:H5'	1.87	0.75
49:B2:2:LYS:HD2	49:B2:5:GLU:OE1	1.87	0.75
37:DQ:82:ARG:NH2	47:D0:4:LYS:HD3	2.02	0.75
25:BA:1032:A:OP1	56:B9:8:LYS:HE3	1.85	0.75
25:BA:1931:U:H6	25:BA:1931:U:H5'	1.50	0.75
1:AA:1117:G:H4'	9:AI:104:ARG:NH1	2.02	0.75
25:DA:2107:C:H3'	25:DA:2108:C:H5''	1.68	0.75
44:DX:55:ASN:HB2	44:DX:80:ILE:HD12	1.69	0.75
36:DP:16:ARG:CD	36:DP:18:ARG:H	2.00	0.75
22:CV:84:ASP:HB2	22:CV:89:GLU:HG2	1.68	0.75
31:BG:161:THR:HG22	31:BG:163:ALA:N	2.02	0.75
42:BV:18:LEU:HD13	42:BV:19:LYS:N	2.00	0.75
25:BA:1314:C:C6	25:BA:1314:C:H5'	2.20	0.75
33:DI:127:VAL:HA	33:DI:139:GLN:CA	2.16	0.75
10:CJ:34:VAL:HG12	10:CJ:72:VAL:HG12	1.66	0.75
25:DA:2472:G:C5'	25:DA:2473:U:H5''	2.17	0.75
55:D8:51:ALA:N	55:D8:53:PRO:HD2	2.01	0.75
25:DA:628:G:H2'	25:DA:629:G:H8	1.50	0.75
11:CK:32:ILE:CD1	11:CK:72:ALA:HB2	2.17	0.75

Continued on next page...

Continued from previous page...

Atom-1	Atom-2	Interatomic distance (Å)	Clash overlap (Å)
25:BA:1161:C:H1'	42:BV:8:GLY:O	1.87	0.75
33:BI:81:VAL:HG11	33:BI:88:ILE:HD12	1.68	0.75
25:DA:997:G:OP1	41:DU:93:LYS:HD3	1.87	0.75
42:DV:29:PRO:O	42:DV:31:ALA:N	2.19	0.75
25:BA:1902:C:O2'	28:BD:244:ARG:HB2	1.85	0.75
30:DF:124:LEU:HD11	30:DF:126:VAL:HG12	1.69	0.75
2:AB:21:ARG:HB3	2:AB:39:ILE:CA	2.14	0.75
25:DA:275:G:H3'	25:DA:276:A:H5''	1.68	0.75
40:DT:31:SER:HB2	40:DT:32:TYR:CD2	2.21	0.75
22:CV:11:THR:HG22	22:CV:12:LYS:H	1.51	0.75
38:DR:72:ASP:O	38:DR:76:VAL:HG23	1.85	0.75
20:AT:26:ASN:HB2	20:AT:71:THR:HG23	1.69	0.75
25:DA:2330:G:H1'	47:D0:41:ARG:CB	2.17	0.75
18:AR:40:LEU:HB3	18:AR:79:LEU:HD11	1.68	0.75
1:AA:560:U:H5'	1:AA:566:G:N2	2.01	0.75
26:DB:11:C:H3'	26:DB:12:C:C6	2.21	0.75
1:CA:1165:C:H2'	1:CA:1166:G:C8	2.22	0.75
1:CA:131:C:H2'	1:CA:132:C:H6	1.52	0.75
31:BG:124:SER:HB2	31:BG:131:TYR:CE1	2.22	0.75
25:BA:159:U:O2'	25:BA:160:U:H5'	1.86	0.75
41:BU:92:ARG:CZ	41:BU:92:ARG:HB2	2.17	0.75
31:DG:39:ILE:HG23	31:DG:92:VAL:CG1	2.16	0.75
1:AA:184:G:C4'	1:AA:224:C:H4'	2.16	0.75
2:AB:114:ARG:HA	2:AB:117:GLU:OE1	1.86	0.75
49:D2:10:LEU:HD21	49:D2:59:ARG:CD	2.17	0.75
30:BF:89:VAL:HG12	30:BF:90:PHE:N	2.02	0.75
1:AA:10:A:H2'	1:AA:11:G:C8	2.21	0.75
30:BF:132:VAL:HG13	30:BF:133:ASN:N	2.02	0.75
48:B1:11:ARG:HB3	48:B1:11:ARG:NH1	2.00	0.75
25:BA:1885:A:H8	25:BA:1885:A:H5'	1.52	0.75
49:B2:2:LYS:HA	49:B2:5:GLU:OE1	1.87	0.75
8:AH:23:SER:HB2	8:AH:61:VAL:O	1.86	0.75
37:DQ:140:ALA:CB	46:DZ:52:ILE:HD13	2.15	0.74
25:DA:1142:U:H5''	25:DA:1142(A):A:C8	2.22	0.74
7:CG:147:ALA:C	7:CG:148:ASN:HD22	1.90	0.74
25:DA:851:U:H3	25:DA:926:A:H61	1.34	0.74
45:BY:87:LYS:HG3	45:BY:88:LYS:N	2.01	0.74
2:AB:54:THR:HG21	2:AB:201:ILE:HD11	1.69	0.74
1:CA:1112:C:O2	3:CC:179:ARG:HG2	1.86	0.74
36:BP:24:GLY:HA2	36:BP:33:ARG:NH1	2.02	0.74
3:CC:132:ARG:HH22	4:CD:47:ARG:NH2	1.85	0.74

Continued on next page...

Continued from previous page...

Atom-1	Atom-2	Interatomic distance (Å)	Clash overlap (Å)
1:CA:1161:C:H2'	1:CA:1162:C:C6	2.21	0.74
2:AB:172:ILE:HD12	2:AB:172:ILE:H	1.51	0.74
25:DA:1530:C:H2'	25:DA:1531:C:C6	2.22	0.74
25:DA:2060:A:H3'	30:DF:68:LYS:NZ	2.02	0.74
3:AC:20:SER:HB2	3:AC:40:ARG:NH2	2.02	0.74
45:BY:28:LYS:HZ2	45:BY:28:LYS:H	1.35	0.74
25:DA:924:C:H2'	25:DA:925:C:H6	1.51	0.74
25:DA:242:G:C5'	55:D8:62:LEU:HD13	2.15	0.74
8:CH:7:ALA:CB	8:CH:85:ARG:HG3	2.16	0.74
28:BD:25:THR:HB	28:BD:26:LYS:HD3	1.68	0.74
13:AM:74:VAL:O	13:AM:78:ILE:HG13	1.87	0.74
1:AA:531:U:H4'	1:AA:532:A:H4'	1.66	0.74
25:DA:1887:C:H3'	25:DA:1888:G:H5''	1.67	0.74
7:AG:74:GLU:HG2	7:AG:91:VAL:HG22	1.68	0.74
37:DQ:58:PHE:HZ	37:DQ:106:VAL:HG11	1.51	0.74
27:BC:130:ARG:HB3	27:BC:130:ARG:HH11	1.52	0.74
1:AA:992:U:H1'	1:AA:993:G:C2	2.22	0.74
25:BA:154:G:H1	25:BA:172:C:H42	1.34	0.74
46:DZ:135:PHE:CE1	46:DZ:137:GLU:HG2	2.22	0.74
50:D3:4:LEU:HD23	50:D3:5:LYS:H	1.52	0.74
42:DV:31:ALA:O	42:DV:60:GLU:HG3	1.86	0.74
25:BA:1106:G:N2	25:BA:1107:G:O6	2.19	0.74
25:DA:159:U:H2'	25:DA:159:U:O2	1.86	0.74
25:DA:286:C:H2'	25:DA:287:C:C5'	2.16	0.74
29:BE:48:GLN:O	29:BE:48:GLN:HG2	1.85	0.74
1:CA:1298:C:H2'	7:CG:114:ARG:HH11	1.50	0.74
25:DA:1484:G:C3'	25:DA:1485:G:H5''	2.15	0.74
33:BI:7:GLU:OE2	33:BI:8:PRO:HD2	1.87	0.74
1:CA:742:G:H5''	15:CO:58:MET:CE	2.16	0.74
6:CF:38:GLU:O	6:CF:39:LYS:HB2	1.86	0.74
46:DZ:130:ARG:H	46:DZ:130:ARG:HD3	1.49	0.74
35:BO:25:LEU:HD12	35:BO:38:VAL:HG12	1.70	0.74
1:AA:571:U:O5'	1:AA:571:U:H6	1.70	0.74
46:DZ:156:LEU:HB3	46:DZ:160:VAL:O	1.87	0.74
9:CI:9:ARG:HA	9:CI:13:ALA:O	1.88	0.74
25:DA:2312:U:H2'	25:DA:2313:C:C5'	2.04	0.74
13:AM:3:ARG:HG2	13:AM:9:ILE:CD1	2.15	0.74
32:DH:159:GLU:HG3	32:DH:160:LYS:CG	2.16	0.74
1:AA:1181:G:H2'	1:AA:1182:G:O4'	1.88	0.74
8:AH:63:LEU:HB3	8:AH:65:TYR:CE1	2.22	0.74
2:CB:140:HIS:O	2:CB:143:GLU:HB2	1.88	0.74

Continued on next page...

Continued from previous page...

Atom-1	Atom-2	Interatomic distance (Å)	Clash overlap (Å)
10:AJ:50:ILE:H	10:AJ:50:ILE:HD13	1.51	0.74
38:DR:67:LEU:HD21	38:DR:73:VAL:HG22	1.70	0.74
1:CA:738:C:H2'	1:CA:739:C:H6	1.52	0.74
25:BA:2833:G:H3'	25:BA:2834:G:H5'	1.68	0.74
6:AF:24:GLU:HG3	6:AF:25:ILE:H	1.48	0.74
7:AG:113:GLU:HG3	7:AG:119:ARG:HG2	1.67	0.74
55:D8:50:LEU:HD12	55:D8:51:ALA:H	1.51	0.74
12:AL:61:TYR:H	12:AL:61:TYR:HD1	1.35	0.74
32:DH:38:SER:O	32:DH:40:GLU:N	2.18	0.74
19:AS:29:ARG:HH11	19:AS:30:LEU:HB2	1.51	0.74
23:AW:23:C:H2'	23:AW:24:U:C6	2.23	0.74
27:BC:42:VAL:HG21	27:BC:186:LEU:HD13	1.69	0.74
25:BA:1488:G:H5'	25:BA:1489:U:OP2	1.87	0.74
25:BA:1497:U:C5'	25:BA:1498:C:H5	2.00	0.74
36:BP:58:THR:O	36:BP:61:ARG:NE	2.21	0.74
33:BI:91:SER:HB2	33:BI:119:PRO:HB2	1.68	0.74
34:DN:42:TRP:H	34:DN:48:MET:HE1	1.52	0.74
25:DA:1348:G:H2'	25:DA:1349:A:H5''	1.68	0.74
25:BA:1491:G:H5'	28:BD:99:ASP:OD1	1.87	0.74
25:BA:2786:U:H2'	25:BA:2787:C:H6	1.52	0.74
4:AD:110:PHE:CE2	4:AD:148:VAL:HG23	2.22	0.74
4:AD:175:SER:OG	4:AD:186:LEU:HD21	1.87	0.74
1:AA:411:A:H62	1:AA:413:G:H21	1.36	0.74
4:AD:62:GLN:HE22	4:AD:65:ARG:NE	1.80	0.74
10:CJ:40:LEU:HG	10:CJ:69:ASN:HB3	1.69	0.74
2:AB:91:PRO:HG3	2:AB:154:LEU:HB2	1.70	0.74
41:BU:74:LEU:HD12	41:BU:74:LEU:N	1.99	0.74
1:AA:1437:C:H2'	1:AA:1438:G:C8	2.22	0.74
14:CN:12:ARG:HD3	14:CN:12:ARG:H	1.52	0.74
29:DE:134:ILE:H	29:DE:134:ILE:HD13	1.51	0.74
25:DA:1531:C:H6	25:DA:1531:C:O5'	1.70	0.74
47:B0:19:ARG:N	47:B0:19:ARG:HD2	2.02	0.74
40:BT:34:VAL:HG13	40:BT:39:ARG:HA	1.69	0.74
15:AO:23:GLY:O	15:AO:24:SER:HB3	1.86	0.74
33:BI:94:ALA:HB1	33:BI:111:PRO:CB	2.14	0.74
2:CB:15:VAL:HG21	2:CB:209:ARG:HE	1.51	0.74
42:DV:19:LYS:CE	42:DV:20:LEU:H	2.00	0.74
9:CI:81:ILE:O	9:CI:85:LEU:HG	1.87	0.74
31:DG:139:LEU:CD2	31:DG:139:LEU:H	1.99	0.74
45:DY:8:LYS:HZ1	45:DY:73:ARG:C	1.89	0.74
22:CV:8:ARG:NE	23:CW:4:G:H5''	2.01	0.74

Continued on next page...

Continued from previous page...

Atom-1	Atom-2	Interatomic distance (Å)	Clash overlap (Å)
22:CV:72:TYR:OH	22:CV:75:PRO:HG3	1.88	0.74
1:AA:838:G:C2'	1:AA:839:U:H5''	2.17	0.74
36:DP:146:VAL:HG13	36:DP:147:LEU:N	2.02	0.74
25:BA:277:C:H2'	25:BA:277:C:O2	1.86	0.74
6:CF:21:LEU:O	6:CF:24:GLU:HG2	1.87	0.74
12:AL:43:LYS:HG2	12:AL:44:LYS:N	2.02	0.74
1:AA:601:C:H2'	1:AA:602:A:C8	2.23	0.74
1:AA:59:A:H5'	1:AA:60:A:H5''	1.70	0.74
25:BA:807:U:OP2	36:BP:39:LYS:HG3	1.88	0.74
7:CG:49:ILE:HG22	7:CG:53:LYS:HG3	1.68	0.74
25:BA:2202:C:H1'	28:BD:151:LYS:NZ	2.03	0.74
48:B1:24:ALA:HB3	48:B1:27:GLU:HG3	1.69	0.74
25:BA:106:C:H2'	25:BA:107:C:H6	1.51	0.74
22:CV:132:VAL:HG12	22:CV:169:GLU:O	1.88	0.74
11:CK:29:ILE:HD12	11:CK:43:SER:O	1.87	0.74
25:BA:686:G:H5''	54:B7:11:LYS:HE2	1.69	0.74
10:AJ:51:ARG:HG2	10:AJ:61:GLU:H	1.52	0.74
25:DA:2267:A:H2'	25:DA:2267:A:N3	2.00	0.74
44:DX:27:THR:HA	44:DX:80:ILE:HA	1.70	0.74
25:DA:608:A:OP1	30:DF:100:THR:HG21	1.88	0.74
36:BP:7:ARG:O	36:BP:7:ARG:HD3	1.86	0.74
1:AA:522:C:H41	12:AL:50:ARG:NH2	1.85	0.74
18:AR:82:THR:HG22	18:AR:83:GLU:N	2.01	0.74
25:DA:176:G:O2'	25:DA:177:G:H5'	1.88	0.74
25:DA:1278:A:O2'	25:DA:1279:G:H5'	1.87	0.74
25:DA:1281:G:H5'	25:DA:1281:G:H8	1.53	0.74
25:BA:2127:G:H4'	27:BC:38:PHE:HD2	1.51	0.74
36:DP:90:ARG:HD2	36:DP:91:PHE:CD1	2.23	0.74
32:BH:30:LYS:NZ	32:BH:81:GLU:HG2	2.02	0.74
42:BV:34:GLU:O	42:BV:36:PRO:HD3	1.87	0.74
1:AA:997:U:H2'	1:AA:998:G:H5'	1.68	0.74
19:CS:6:LYS:HE3	19:CS:6:LYS:H	1.53	0.74
26:BB:48:A:H4'	39:BS:95:HIS:CD2	2.22	0.74
41:DU:29:SER:OG	41:DU:30:LYS:HE2	1.88	0.74
42:DV:19:LYS:HZ3	42:DV:20:LEU:CB	2.00	0.74
25:DA:2110:G:H5''	25:DA:2118:U:N3	2.02	0.74
30:DF:34:TRP:CZ2	36:DP:12:ALA:HB2	2.23	0.74
53:D6:39:TYR:C	53:D6:46:HIS:HB2	2.08	0.74
10:CJ:63:PHE:HB2	14:CN:57:ARG:O	1.87	0.74
25:DA:2469:A:N6	25:DA:2481:G:H1'	2.03	0.74
25:BA:549:G:C2'	25:BA:551:G:H5''	2.18	0.74

Continued on next page...

Continued from previous page...

Atom-1	Atom-2	Interatomic distance (Å)	Clash overlap (Å)
25:BA:2763:G:C8	25:BA:2763:G:H5'	2.22	0.74
31:BG:126:ASP:O	31:BG:128:ARG:NE	2.17	0.74
1:CA:1071:C:H2'	1:CA:1072:G:C8	2.22	0.74
23:CW:62:C:H2'	23:CW:63:G:H8	1.50	0.74
25:DA:843:G:O2'	25:DA:844:C:H5'	1.88	0.74
13:AM:27:LYS:HE3	13:AM:31:LYS:HE3	1.70	0.74
25:BA:752:A:O2'	25:BA:753:C:OP2	2.06	0.74
5:AE:45:PHE:HE1	5:AE:47:LYS:HE3	1.52	0.74
31:DG:10:LYS:O	31:DG:15:VAL:HG23	1.88	0.74
25:BA:197:A:H5'	25:BA:197:A:H8	1.52	0.74
2:CB:183:PRO:HA	2:CB:198:ASP:OD1	1.88	0.74
19:AS:36:ARG:HB2	19:AS:72:GLY:CA	2.18	0.74
36:DP:16:ARG:C	36:DP:16:ARG:HH11	1.90	0.74
25:BA:1800:C:OP1	28:BD:266:SER:HB2	1.88	0.74
1:AA:271:C:H2'	1:AA:272:C:H6	1.51	0.74
13:AM:66:LEU:HD12	13:AM:66:LEU:N	2.01	0.74
25:BA:2415:G:O3'	36:BP:66:GLY:HA3	1.88	0.74
40:DT:32:TYR:N	40:DT:32:TYR:CD2	2.56	0.74
1:CA:973:G:H3'	1:CA:974:A:H5''	1.68	0.74
7:AG:100:ALA:O	7:AG:104:LEU:HD23	1.86	0.74
25:BA:2492:U:H2'	25:BA:2493:U:C6	2.22	0.74
53:B6:9:LEU:C	53:B6:9:LEU:HD23	2.07	0.74
20:AT:72:LEU:HD23	20:AT:73:HIS:H	1.52	0.74
25:BA:1459:G:N3	25:BA:1459:G:H2'	2.02	0.74
30:DF:54:ARG:HD3	30:DF:54:ARG:O	1.88	0.74
25:DA:1614:A:H62	43:DW:93:ALA:HB2	1.52	0.74
48:B1:13:ILE:HD12	48:B1:13:ILE:O	1.88	0.74
1:CA:723:U:O2	1:CA:723:U:H2'	1.87	0.74
46:DZ:164:VAL:HG12	46:DZ:165:SER:N	2.01	0.74
50:D3:8:LEU:O	50:D3:31:LEU:HD23	1.87	0.74
50:D3:10:LYS:HB3	50:D3:53:LEU:HA	1.70	0.74
35:BO:71:ARG:HH11	35:BO:71:ARG:HG3	1.53	0.74
33:BI:26:ALA:O	33:BI:31:LEU:HB2	1.87	0.74
1:AA:375:U:H4'	16:AP:17:TYR:CE2	2.23	0.74
25:DA:64:A:H5'	25:DA:64:A:C8	2.22	0.74
28:DD:10:THR:HG23	28:DD:13:ARG:HB2	1.67	0.74
16:AP:20:VAL:HG21	16:AP:32:TYR:CG	2.23	0.74
56:B9:13:LYS:HD3	56:B9:28:GLU:OE2	1.88	0.74
25:BA:2883:A:C5'	25:BA:2884:U:H5'	2.18	0.74
1:AA:947:G:H2'	1:AA:948:C:H6	1.52	0.74
37:DQ:64:ILE:HG23	37:DQ:106:VAL:HG13	1.69	0.74

Continued on next page...

Continued from previous page...

Atom-1	Atom-2	Interatomic distance (Å)	Clash overlap (Å)
32:DH:103:LEU:H	32:DH:103:LEU:HD23	1.53	0.74
25:DA:649:G:H2'	25:DA:650:C:C6	2.23	0.74
1:CA:1411:C:H2'	1:CA:1412:C:C6	2.22	0.74
42:DV:34:GLU:O	42:DV:36:PRO:HD3	1.86	0.73
42:DV:39:LEU:O	42:DV:40:LEU:HB2	1.86	0.73
31:DG:115:ARG:NH1	31:DG:136:ARG:HD3	1.98	0.73
31:DG:139:LEU:HA	31:DG:144:ILE:HG21	1.68	0.73
30:DF:118:ALA:HA	30:DF:123:LEU:HB3	1.70	0.73
36:BP:16:ARG:HD3	36:BP:18:ARG:N	1.99	0.73
50:D3:13:ILE:H	50:D3:13:ILE:CD1	2.00	0.73
5:AE:11:ILE:HD12	5:AE:31:LEU:CD1	2.17	0.73
30:BF:65:TRP:HZ3	30:BF:73:ALA:O	1.70	0.73
22:AV:132:VAL:HG12	22:AV:169:GLU:O	1.88	0.73
1:CA:79:G:N2	1:CA:91:C:H41	1.86	0.73
25:BA:1751:C:O2'	25:BA:1752:C:H5'	1.87	0.73
12:AL:116:LYS:HB2	12:AL:117:TYR:CD1	2.22	0.73
4:CD:24:GLU:HG3	4:CD:112:VAL:HG21	1.70	0.73
27:DC:67:HIS:NE2	27:DC:188:ASP:HB2	2.03	0.73
1:AA:734:G:H21	18:AR:75:ILE:HD11	1.53	0.73
1:CA:167:G:O2'	1:CA:168:G:H5'	1.88	0.73
25:BA:1292:U:H2'	25:BA:1293:C:H6	1.52	0.73
1:AA:965:A:H4'	1:AA:966:G:OP1	1.87	0.73
1:CA:6:G:H4'	1:CA:298:A:H4'	1.68	0.73
30:DF:46:ARG:HH11	30:DF:46:ARG:HG2	1.52	0.73
25:DA:2050:C:H1'	29:DE:156:MET:CE	2.17	0.73
25:BA:893:C:H2'	25:BA:894:C:C6	2.23	0.73
32:BH:9:ILE:HD12	32:BH:9:ILE:N	2.03	0.73
45:BY:11:ASP:H	45:BY:28:LYS:NZ	1.86	0.73
53:D6:39:TYR:O	53:D6:46:HIS:HB2	1.88	0.73
32:DH:25:LYS:HB2	32:DH:32:GLU:OE2	1.88	0.73
10:AJ:9:ARG:HG2	10:AJ:69:ASN:OD1	1.87	0.73
1:AA:532:A:H62	3:AC:156:ARG:HH12	1.36	0.73
28:DD:112:GLN:N	28:DD:115:GLN:NE2	2.35	0.73
1:CA:513:C:H2'	1:CA:514:C:H6	1.51	0.73
25:DA:528:A:H2	25:DA:2043:C:C5'	2.01	0.73
46:BZ:105:GLY:O	46:BZ:140:VAL:HG13	1.86	0.73
6:CF:40:VAL:HG22	6:CF:41:GLU:H	1.53	0.73
22:AV:24:GLU:HB2	22:AV:40:LYS:HB2	1.70	0.73
13:CM:39:ILE:HD12	13:CM:56:LEU:CD2	2.18	0.73
26:BB:65:C:H41	26:BB:109:C:H2'	1.52	0.73
23:AW:17:C:H2'	23:AW:17(B):U:H5	1.50	0.73

Continued on next page...

Continued from previous page...

Atom-1	Atom-2	Interatomic distance (Å)	Clash overlap (Å)
27:BC:7:ARG:HE	27:BC:11:LEU:HD22	1.53	0.73
7:AG:138:LYS:HE2	7:AG:142:GLU:OE1	1.87	0.73
35:BO:107:ARG:HH21	40:BT:35:LYS:HD2	1.53	0.73
25:BA:649:G:H2'	25:BA:650:C:C6	2.23	0.73
25:DA:1741:A:H2'	25:DA:1742:G:O4'	1.88	0.73
1:AA:250:A:H4'	1:AA:251:G:O5'	1.88	0.73
2:CB:91:PRO:HA	2:CB:151:GLY:O	1.87	0.73
34:DN:25:ARG:CG	34:DN:25:ARG:HH11	2.02	0.73
34:DN:91:LEU:HD23	34:DN:98:VAL:HG21	1.70	0.73
42:DV:14:VAL:HB	42:DV:96:ILE:HG13	1.68	0.73
42:DV:21:ARG:N	42:DV:21:ARG:NE	2.36	0.73
25:DA:821:A:H2'	25:DA:946:G:H5''	1.69	0.73
44:DX:26:TYR:CD2	44:DX:92:LEU:HD12	2.22	0.73
9:CI:50:LEU:HA	9:CI:53:VAL:HG22	1.68	0.73
26:DB:41:U:O4	31:DG:71:THR:HA	1.88	0.73
25:BA:272(I):U:H4'	25:BA:272(I):U:OP1	1.86	0.73
4:AD:36:ARG:HB3	4:AD:36:ARG:HH11	1.51	0.73
1:AA:1053:G:N7	1:AA:1199:U:H2'	2.04	0.73
37:BQ:110:THR:OG1	37:BQ:112:GLU:HG2	1.88	0.73
6:CF:67:MET:HB2	6:CF:68:PRO:HD2	1.69	0.73
1:AA:841:U:O2'	1:AA:848:C:H5'	1.88	0.73
1:CA:93:G:O2'	1:CA:96:U:H5'	1.89	0.73
25:BA:279:C:OP1	25:BA:279:C:H4'	1.88	0.73
53:D6:10:LEU:HG	55:D8:34:TRP:HD1	1.52	0.73
25:DA:2537:U:H2'	25:DA:2538:C:C6	2.22	0.73
1:CA:1260:C:H4'	1:CA:1283:G:O2'	1.88	0.73
37:BQ:17:LEU:HD23	37:BQ:17:LEU:N	2.03	0.73
32:DH:106:THR:HG22	32:DH:112:PRO:HB3	1.71	0.73
25:BA:402:A:O2'	25:BA:403:U:H5'	1.87	0.73
4:CD:100:ARG:O	4:CD:104:VAL:HG23	1.88	0.73
48:B1:93:GLU:O	48:B1:96:LYS:HG2	1.88	0.73
32:BH:10:PRO:HD2	32:BH:50:VAL:O	1.89	0.73
16:AP:26:ARG:HH11	16:AP:26:ARG:CB	1.97	0.73
25:DA:1025:G:N7	25:DA:1135:C:H1'	2.04	0.73
42:DV:28:GLU:HB3	42:DV:29:PRO:CD	2.19	0.73
29:DE:73:GLU:HG3	29:DE:74:PRO:HD2	1.69	0.73
1:AA:1136:U:H5''	1:AA:1137:C:C4	2.23	0.73
2:AB:220:ASP:HA	2:AB:223:ILE:HG12	1.71	0.73
25:BA:2175:C:H4'	27:BC:220:GLY:HA2	1.69	0.73
1:AA:411:A:O2'	1:AA:413:G:H5'	1.89	0.73
33:DI:41:GLU:O	33:DI:45:LYS:HG3	1.86	0.73

Continued on next page...

Continued from previous page...

Atom-1	Atom-2	Interatomic distance (Å)	Clash overlap (Å)
1:CA:1027:C:H1'	1:CA:1035:A:C2	2.24	0.73
25:BA:2308:G:O6	25:BA:2310:A:H2'	1.88	0.73
1:CA:738:C:H2'	1:CA:739:C:C6	2.23	0.73
1:CA:233:C:H2'	1:CA:234:C:H6	1.52	0.73
18:AR:50:ILE:HD12	18:AR:70:ILE:HD13	1.69	0.73
6:CF:48:LEU:HD21	6:CF:60:PHE:CZ	2.23	0.73
31:BG:172:LEU:O	31:BG:176:LEU:HG	1.88	0.73
11:CK:44:SER:H	11:CK:47:VAL:HG23	1.52	0.73
11:CK:44:SER:N	11:CK:47:VAL:HG23	2.03	0.73
25:DA:2396:G:O2'	48:D1:29:GLY:HA3	1.89	0.73
27:DC:101:ILE:HG23	27:DC:102:GLN:N	2.03	0.73
25:BA:2292:C:O2'	25:BA:2293:C:H5'	1.88	0.73
32:BH:27:LYS:HG2	32:BH:32:GLU:CG	2.18	0.73
41:DU:90:VAL:C	41:DU:92:ARG:H	1.91	0.73
44:DX:25:LYS:HA	44:DX:81:VAL:O	1.87	0.73
7:CG:50:ILE:O	7:CG:54:THR:HG22	1.87	0.73
2:AB:47:THR:HA	2:AB:202:PRO:HG2	1.71	0.73
2:CB:114:ARG:HH12	2:CB:118:LEU:HD21	1.54	0.73
1:AA:372:C:O2	1:AA:372:C:H2'	1.87	0.73
33:BI:113:ARG:O	33:BI:130:TYR:HA	1.87	0.73
27:DC:218:THR:O	27:DC:219:MET:HG3	1.89	0.73
25:DA:191:A:H2'	25:DA:192:C:H6	1.54	0.73
25:BA:2332:U:H5'	25:BA:2336:A:N6	2.02	0.73
4:CD:96:LEU:HD12	4:CD:96:LEU:H	1.53	0.73
1:CA:270:A:H2'	1:CA:271:C:C6	2.23	0.73
25:DA:263:C:O2'	25:DA:264:C:H5'	1.89	0.73
1:AA:1230:C:H2'	1:AA:1231:G:H8	1.52	0.73
34:BN:5:VAL:HG13	34:BN:5:VAL:O	1.89	0.73
25:BA:1607:C:H4'	25:BA:1608:A:O5'	1.87	0.73
7:AG:50:ILE:HG21	7:AG:58:PRO:HA	1.69	0.73
25:BA:827:U:O2	25:BA:2246:G:H4'	1.89	0.73
39:BS:76:LYS:O	39:BS:80:LEU:HD13	1.88	0.73
33:BI:94:ALA:CB	33:BI:111:PRO:HB3	2.16	0.73
25:BA:171:G:H2'	25:BA:172:C:C5'	2.14	0.73
31:DG:137:GLU:HB3	31:DG:139:LEU:CD2	2.19	0.73
19:AS:32:LYS:HA	19:AS:50:ALA:HB3	1.70	0.73
45:BY:27:VAL:CA	45:BY:28:LYS:NZ	2.51	0.73
35:DO:3:GLN:HB2	35:DO:4:PRO:HD2	1.70	0.73
2:AB:220:ASP:HA	2:AB:223:ILE:CG1	2.19	0.73
11:CK:48:ILE:CG2	11:CK:49:GLY:H	1.99	0.73
25:BA:483:A:O2'	45:BY:48:ALA:HB3	1.89	0.73

Continued on next page...

Continued from previous page...

Atom-1	Atom-2	Interatomic distance (Å)	Clash overlap (Å)
27:BC:45:HIS:ND1	27:BC:173:HIS:HB3	2.03	0.73
10:AJ:39:PRO:HA	10:AJ:70:ARG:HA	1.69	0.73
40:DT:28:VAL:HB	40:DT:88:ILE:HG12	1.71	0.73
11:AK:50:TYR:CD2	11:AK:54:ARG:HB3	2.21	0.73
27:DC:84:ILE:HD11	31:DG:50:ALA:HB1	1.70	0.73
30:BF:102:PRO:HB2	30:BF:105:VAL:HG23	1.71	0.73
1:AA:438:G:H4'	4:AD:123:HIS:HD1	1.52	0.73
44:BX:71:GLY:C	44:BX:72:LYS:HD2	2.07	0.73
1:CA:1174:G:H2'	1:CA:1175:G:H8	1.53	0.73
5:AE:95:ALA:HB1	5:AE:96:PRO:CD	2.18	0.73
7:AG:79:ARG:HE	7:AG:81:GLY:HA2	1.52	0.73
37:BQ:1:MET:O	37:BQ:2:LEU:HB2	1.88	0.73
38:BR:84:ALA:HB3	38:BR:85:PRO:HD3	1.70	0.73
18:AR:37:VAL:HG23	18:AR:38:GLU:N	2.03	0.73
2:CB:172:ILE:H	2:CB:172:ILE:HD12	1.54	0.73
3:AC:140:ARG:HH11	3:AC:140:ARG:HG3	1.53	0.73
2:CB:97:TRP:CH2	2:CB:173:ALA:HA	2.24	0.73
42:DV:19:LYS:HB3	42:DV:94:LEU:O	1.88	0.73
22:CV:161:VAL:HG12	22:CV:171:ILE:HD12	1.70	0.73
25:BA:1639:U:C2'	25:BA:1640:C:H5"	2.18	0.73
53:B6:20:ASN:ND2	53:B6:21:TYR:N	2.36	0.73
28:BD:24:ILE:HD12	28:BD:84:TYR:HB2	1.68	0.73
28:BD:31:LYS:HB3	28:BD:35:LYS:HG3	1.70	0.73
1:AA:1158:C:H4'	2:AB:133:LYS:CE	2.19	0.73
22:CV:73:LEU:HD21	22:CV:83:MET:HB2	1.70	0.73
40:DT:91:ARG:HA	40:DT:117:ASP:H	1.54	0.73
20:AT:30:LYS:O	20:AT:30:LYS:HE2	1.87	0.73
37:DQ:63:LYS:HA	46:DZ:177:GLU:OE1	1.89	0.73
36:BP:17:LYS:C	36:BP:19:VAL:H	1.92	0.73
27:DC:140:ASN:HB3	27:DC:143:ALA:CB	2.19	0.73
10:AJ:30:SER:OG	10:AJ:81:THR:HG22	1.87	0.73
22:AV:131:LYS:HB2	22:AV:170:VAL:HG22	1.70	0.73
5:CE:12:LEU:HD13	5:CE:13:ILE:N	2.04	0.73
10:AJ:84:GLN:HA	10:AJ:88:LEU:HD23	1.71	0.73
23:AW:47:U:H3'	23:AW:48:C:C5'	2.18	0.73
27:DC:158:LYS:HA	27:DC:158:LYS:HE2	1.71	0.73
1:AA:677:U:H3	1:AA:713:G:H22	1.35	0.73
1:AA:1405:G:O4'	1:AA:1519:A:H4'	1.89	0.73
1:CA:977:A:H2'	1:CA:978:A:H5"	1.71	0.73
39:BS:61:ASN:HB3	39:BS:64:GLU:HB3	1.70	0.73
21:AU:16:GLY:O	21:AU:17:THR:HG23	1.87	0.73

Continued on next page...

Continued from previous page...

Atom-1	Atom-2	Interatomic distance (Å)	Clash overlap (Å)
42:DV:19:LYS:NZ	42:DV:20:LEU:H	1.85	0.73
25:DA:946:G:O2'	25:DA:947:G:H5'	1.89	0.73
31:DG:108:ASN:C	31:DG:112:PRO:HG2	2.09	0.73
3:AC:41:GLY:O	3:AC:45:LYS:HG3	1.88	0.73
1:AA:21:G:H2'	1:AA:22:G:H8	1.51	0.73
18:CR:73:ALA:CB	18:CR:79:LEU:HD12	2.15	0.73
10:AJ:16:LEU:HD13	10:AJ:16:LEU:O	1.88	0.73
31:BG:76:SER:CB	31:BG:84:LYS:H	2.01	0.73
6:CF:76:ALA:O	6:CF:80:ARG:HG2	1.89	0.73
23:CW:59:A:C2'	23:CW:60:U:H5'	2.18	0.73
53:B6:30:THR:HB	53:B6:31:PRO:CD	2.18	0.73
4:CD:170:VAL:HG12	4:CD:171:GLY:N	2.04	0.73
32:BH:54:ARG:HB3	32:BH:65:HIS:HD2	1.53	0.73
25:DA:2884:U:H1'	52:D5:52:TYR:HH	1.54	0.73
43:DW:87:PRO:HA	43:DW:93:ALA:HA	1.69	0.73
25:BA:1443:G:O2'	25:BA:1444:G:H5'	1.89	0.73
5:AE:105:VAL:H	5:AE:106:PRO:HD2	1.54	0.73
25:DA:1025:G:C8	25:DA:1135:C:H1'	2.24	0.73
25:BA:613:G:H5'	25:BA:613:G:C8	2.24	0.73
7:CG:108:ALA:HA	7:CG:111:ARG:HD2	1.69	0.73
1:CA:942:G:N2	9:CI:124:GLN:HE22	1.85	0.73
3:AC:83:ARG:NH1	3:AC:83:ARG:HG2	1.97	0.73
3:CC:83:ARG:O	3:CC:83:ARG:HD2	1.89	0.73
8:CH:4:ASP:OD1	8:CH:85:ARG:NH1	2.22	0.73
29:BE:32:PRO:CB	29:BE:69:LYS:HB3	2.18	0.73
1:AA:1367:C:H5'	10:AJ:60:ARG:NH1	2.04	0.73
1:AA:523:A:H61	12:AL:89:ASP:HB2	1.53	0.73
25:BA:1591:G:H5'	25:BA:1591:G:C8	2.23	0.73
25:BA:1591:G:O2'	25:BA:1592:C:H5'	1.88	0.73
25:DA:106:C:H2'	25:DA:107:C:C6	2.22	0.73
6:AF:23:LYS:O	6:AF:27:GLN:HG2	1.88	0.73
22:AV:102:GLU:HB2	22:AV:103:PHE:CD1	2.24	0.73
1:AA:1260:C:OP1	1:AA:1284:C:H4'	1.89	0.73
17:AQ:13:ASP:H	17:AQ:14:LYS:NZ	1.87	0.73
25:BA:1839:G:H5'	25:BA:1839:G:H8	1.54	0.73
8:CH:11:THR:HG22	8:CH:15:ASN:HD21	1.54	0.73
28:DD:45:ASN:ND2	28:DD:50:THR:HG21	2.04	0.73
42:DV:1:MET:N	42:DV:15:GLU:HG2	2.03	0.73
25:BA:1494:A:O2'	25:BA:1495:A:C5'	2.36	0.73
9:CI:53:VAL:HG23	9:CI:54:ASP:N	2.03	0.73
40:BT:100:TYR:HD2	40:BT:103:ARG:HH21	1.33	0.73

Continued on next page...

Continued from previous page...

Atom-1	Atom-2	Interatomic distance (Å)	Clash overlap (Å)
45:BY:46:LYS:HG2	45:BY:47:LYS:N	2.01	0.73
25:BA:365:C:H5'	25:BA:365:C:H6	1.53	0.73
34:DN:115:ARG:HG3	34:DN:115:ARG:HH11	1.52	0.73
35:BO:86:ILE:CG2	35:BO:94:ARG:HG3	2.18	0.73
31:DG:51:ARG:HE	31:DG:51:ARG:HA	1.54	0.73
47:D0:36:ILE:HD12	47:D0:58:THR:HG23	1.70	0.73
1:CA:1004:A:N7	1:CA:1035:A:N7	2.37	0.73
1:AA:840:C:H4'	1:AA:848:C:N3	2.04	0.73
25:BA:1394:U:H2'	25:BA:1395:A:H5''	1.71	0.73
1:CA:197:A:N6	1:CA:221:C:H5'	2.04	0.73
1:CA:990:C:H2'	1:CA:991:U:H6	1.54	0.73
37:BQ:67:ARG:NH1	37:BQ:102:VAL:HB	2.03	0.73
7:CG:56:GLN:NE2	7:CG:56:GLN:H	1.87	0.72
25:BA:2791:C:H4'	25:BA:2792:G:O5'	1.87	0.72
1:AA:346:G:OP1	40:BT:41:ARG:CZ	2.37	0.72
3:AC:39:ILE:O	3:AC:43:LEU:HG	1.89	0.72
36:BP:88:LEU:HD23	36:BP:95:VAL:HG21	1.72	0.72
3:CC:189:ALA:HB3	3:CC:196:LEU:HB2	1.71	0.72
4:AD:10:ARG:HH11	4:AD:10:ARG:HG2	1.53	0.72
4:AD:30:LYS:C	4:AD:32:ALA:H	1.91	0.72
33:BI:38:LEU:HD12	33:BI:38:LEU:H	1.53	0.72
16:AP:28:ARG:HG2	16:AP:28:ARG:NH1	2.03	0.72
25:DA:1686:C:C6	25:DA:1686:C:H5'	2.20	0.72
25:DA:676:A:H8	25:DA:2069:G:N2	1.87	0.72
53:B6:28:ARG:HB3	53:B6:28:ARG:HH11	1.53	0.72
53:B6:28:ARG:NH1	53:B6:29:ASN:N	2.36	0.72
1:AA:500:G:N2	1:AA:546:G:H1'	2.04	0.72
25:BA:389:G:H5''	48:B1:26:ARG:HH12	1.52	0.72
25:DA:2227:A:H5'	28:DD:263:ARG:HH11	1.52	0.72
5:CE:150:ARG:HB2	5:CE:150:ARG:CZ	2.19	0.72
32:BH:119:GLU:O	32:BH:140:LYS:NZ	2.22	0.72
25:DA:1297:C:H2'	25:DA:1298:C:H6	1.54	0.72
46:BZ:10:GLU:HB2	46:BZ:12:GLU:OE1	1.88	0.72
1:AA:806:C:H2'	1:AA:807:A:H8	1.52	0.72
48:B1:73:LEU:HD13	48:B1:94:LEU:HD22	1.71	0.72
28:BD:43:ARG:HH11	28:BD:44:ASN:CG	1.91	0.72
7:CG:99:LEU:HB3	7:CG:103:TRP:CZ3	2.24	0.72
9:CI:11:LYS:H	9:CI:104:ARG:HH21	1.37	0.72
1:AA:1321:C:H5''	1:AA:1322:C:H5''	1.70	0.72
29:DE:77:ILE:HG22	29:DE:78:LEU:H	1.55	0.72
31:DG:2:PRO:O	31:DG:3:LEU:HB2	1.89	0.72

Continued on next page...

Continued from previous page...

Atom-1	Atom-2	Interatomic distance (Å)	Clash overlap (Å)
2:AB:194:PRO:HG2	2:AB:195:ASP:H	1.54	0.72
40:BT:27:THR:HG23	40:BT:28:VAL:N	2.03	0.72
25:DA:7:G:H2'	25:DA:8:A:H8	1.51	0.72
25:BA:2759:G:H5'	25:BA:2759:G:H8	1.54	0.72
39:DS:18:ILE:O	39:DS:18:ILE:HG23	1.87	0.72
1:AA:356:A:O2'	1:AA:357:G:H5'	1.90	0.72
29:BE:119:ARG:CG	29:BE:160:TYR:HB2	2.18	0.72
2:AB:233:SER:OG	2:AB:234:PRO:HD2	1.89	0.72
8:CH:49:GLU:HG3	8:CH:60:ARG:HB2	1.70	0.72
54:D7:16:HIS:CB	54:D7:44:PRO:HG2	2.19	0.72
5:AE:8:GLU:HG3	5:AE:32:VAL:HG11	1.69	0.72
4:CD:146:ILE:HD12	4:CD:146:ILE:H	1.53	0.72
36:DP:50:ARG:HG3	36:DP:51:PHE:N	2.03	0.72
33:BI:92:VAL:CG2	33:BI:120:ILE:HB	2.17	0.72
46:DZ:95:VAL:O	46:DZ:127:VAL:HG12	1.89	0.72
2:CB:14:GLY:O	2:CB:15:VAL:HG13	1.90	0.72
41:DU:90:VAL:HG12	41:DU:91:ASP:N	2.04	0.72
20:AT:58:LYS:O	20:AT:61:SER:HB3	1.89	0.72
29:DE:59:VAL:HG22	29:DE:60:ASN:N	2.02	0.72
36:DP:17:LYS:O	36:DP:17:LYS:HG2	1.90	0.72
40:BT:85:LYS:HE3	40:BT:85:LYS:C	2.10	0.72
13:AM:25:ILE:CD1	13:AM:66:LEU:HD23	2.17	0.72
39:DS:34:HIS:CG	39:DS:54:LEU:HB2	2.24	0.72
1:AA:475:G:H2'	1:AA:476:G:C8	2.24	0.72
1:AA:552:U:H4'	12:AL:83:ARG:HG2	1.70	0.72
28:DD:80:ALA:HB2	28:DD:96:HIS:CD2	2.24	0.72
26:DB:15:A:H3'	26:DB:16:G:C5'	2.19	0.72
25:DA:2472:G:H5'	25:DA:2473:U:H5''	1.71	0.72
23:CW:47:U:H3'	23:CW:48:C:H5'	1.72	0.72
40:BT:12:SER:C	40:BT:14:TYR:H	1.92	0.72
1:AA:47:C:O2'	1:AA:48:C:H5'	1.89	0.72
39:BS:52:SER:OG	39:BS:55:ALA:HB3	1.89	0.72
25:BA:2682:U:H6	25:BA:2682:U:H5'	1.55	0.72
2:CB:116:GLU:HA	2:CB:119:GLU:HB2	1.70	0.72
25:BA:994:C:H3'	41:BU:54:LYS:HE3	1.71	0.72
1:AA:1288:A:N1	1:AA:1371:G:H1'	2.05	0.72
2:CB:52:GLU:HB2	2:CB:56:ARG:HH12	1.52	0.72
41:BU:88:ILE:HG23	42:BV:47:VAL:HG23	1.69	0.72
42:BV:4:ILE:HB	42:BV:39:LEU:O	1.90	0.72
28:DD:26:LYS:HZ3	28:DD:82:ILE:N	1.86	0.72
32:DH:83:TYR:HA	32:DH:135:GLY:N	2.03	0.72

Continued on next page...

Continued from previous page...

Atom-1	Atom-2	Interatomic distance (Å)	Clash overlap (Å)
1:AA:1030:C:H2'	1:AA:1030(A):G:H5'	1.69	0.72
1:CA:1216:G:H5''	14:CN:5:ALA:HB2	1.72	0.72
1:AA:1056:U:H2'	1:AA:1057:G:H8	1.54	0.72
16:AP:82:GLN:O	16:AP:83:GLU:HB2	1.89	0.72
25:BA:2701:C:H3'	25:BA:2702:U:H5''	1.69	0.72
11:CK:84:VAL:HG11	11:CK:95:ILE:HD11	1.70	0.72
25:DA:2870:C:H2'	25:DA:2871:C:C5'	2.19	0.72
25:DA:150:C:H2'	25:DA:151:C:C6	2.25	0.72
12:AL:24:LEU:HD11	12:AL:61:TYR:CZ	2.24	0.72
1:AA:92:C:H2'	1:AA:93:G:H8	1.53	0.72
1:CA:1518:A:H2'	1:CA:1519:A:C8	2.24	0.72
8:CH:29:SER:HB3	8:CH:32:LYS:HG3	1.71	0.72
1:CA:631:G:H2'	1:CA:632:A:C8	2.24	0.72
9:AI:96:LEU:HG	9:AI:102:LEU:HB2	1.72	0.72
31:DG:76:SER:HB3	31:DG:84:LYS:N	2.03	0.72
41:BU:95:LEU:HD11	42:BV:11:GLN:O	1.90	0.72
2:AB:33:TYR:HB2	2:AB:43:ASP:HA	1.71	0.72
3:CC:141:VAL:HG12	3:CC:146:ALA:CB	2.19	0.72
37:BQ:134:ARG:NH2	46:BZ:121:ARG:HD2	2.04	0.72
39:DS:35:ILE:H	39:DS:53:SER:CB	2.03	0.72
13:CM:3:ARG:NH2	13:CM:7:VAL:HA	2.05	0.72
52:D5:3:LYS:HA	52:D5:3:LYS:HE3	1.71	0.72
11:CK:96:ARG:HA	11:CK:99:GLN:CG	2.19	0.72
25:BA:848:G:O6	25:BA:928:G:H2'	1.90	0.72
1:AA:1255:G:H3'	1:AA:1279:A:H62	1.55	0.72
25:BA:2531:A:H61	25:BA:2662:A:H61	1.37	0.72
25:DA:667:U:O2	55:D8:2:PRO:HD2	1.88	0.72
44:DX:24:GLY:O	44:DX:82:GLN:HA	1.90	0.72
4:CD:34:GLU:O	4:CD:37:PRO:HD3	1.89	0.72
25:DA:2327:A:H2'	25:DA:2328:A:C8	2.25	0.72
33:BI:27:ARG:HD3	48:B1:71:TYR:CE1	2.24	0.72
13:CM:89:GLY:O	13:CM:93:ARG:HD2	1.88	0.72
3:AC:41:GLY:HA3	3:AC:45:LYS:HZ2	1.54	0.72
1:AA:267:C:OP2	17:AQ:67:LYS:HD2	1.89	0.72
1:AA:502:G:H2'	1:AA:503:C:H6	1.54	0.72
5:AE:68:GLU:O	5:AE:70:PRO:HD3	1.89	0.72
9:CI:26:VAL:HB	9:CI:33:PHE:HB2	1.71	0.72
38:DR:45:ARG:HG3	38:DR:95:THR:CG2	2.20	0.72
8:AH:20:TYR:HE2	8:AH:75:ARG:HE	1.35	0.72
14:AN:26:ARG:NH1	14:AN:47:LEU:HD11	2.04	0.72
39:DS:56:LEU:O	39:DS:56:LEU:HD23	1.89	0.72

Continued on next page...

Continued from previous page...

Atom-1	Atom-2	Interatomic distance (Å)	Clash overlap (Å)
1:AA:472:A:H4'	16:AP:80:PHE:O	1.90	0.72
10:CJ:31:GLY:HA2	10:CJ:78:ASN:OD1	1.90	0.72
5:AE:50:GLU:HB3	5:AE:53:LEU:HD13	1.71	0.72
34:DN:74:ARG:HH12	34:DN:85:ILE:CD1	2.02	0.72
22:AV:102:GLU:H	22:AV:102:GLU:CD	1.91	0.72
27:DC:97:GLY:O	27:DC:100:ILE:HG22	1.89	0.72
1:CA:1277:C:H2'	1:CA:1278:U:H5''	1.71	0.72
40:BT:88:ILE:HG22	40:BT:89:VAL:N	2.03	0.72
1:CA:991:U:O2	1:CA:991:U:H2'	1.89	0.72
6:AF:60:PHE:O	6:AF:61:LEU:HD12	1.88	0.72
34:BN:13:TRP:O	34:BN:135:PRO:HD2	1.89	0.72
1:AA:793:U:O2	1:AA:1516:G:H4'	1.90	0.72
25:DA:1230:C:H2'	25:DA:1231:G:C8	2.25	0.72
25:BA:2219:G:O2'	25:BA:2220:G:H5'	1.90	0.72
38:BR:113:LEU:HD23	38:BR:113:LEU:O	1.88	0.72
4:CD:187:ARG:NH2	4:CD:193:ASP:OD2	2.23	0.72
16:AP:43:LYS:HG3	16:AP:48:TRP:CD2	2.24	0.72
1:AA:1081:G:O2'	1:AA:1082:G:H5'	1.88	0.72
3:AC:7:PRO:O	3:AC:11:ARG:HG2	1.89	0.72
41:DU:98:LEU:HD22	42:DV:2:PHE:HZ	1.55	0.72
1:AA:344:A:H5''	1:AA:345:C:C5	2.24	0.72
3:AC:20:SER:CB	3:AC:40:ARG:HH22	2.03	0.72
25:DA:631:A:OP1	36:DP:64:LYS:HE2	1.90	0.72
32:DH:83:TYR:HB3	32:DH:134:SER:HA	1.69	0.72
16:CP:39:TYR:CD2	16:CP:73:LEU:HD11	2.25	0.72
29:BE:47:VAL:O	29:BE:80:GLU:HA	1.89	0.72
42:BV:18:LEU:HD22	42:BV:19:LYS:H	1.52	0.72
40:DT:3:ARG:CB	40:DT:6:LEU:HB2	2.18	0.72
45:DY:96:ILE:HD11	45:DY:99:CYS:SG	2.29	0.72
1:CA:1004:A:H62	1:CA:1035:A:H8	1.35	0.72
30:DF:160:ASN:HD22	30:DF:162:LEU:H	1.35	0.72
5:CE:83:GLU:HG3	5:CE:88:LYS:HG3	1.70	0.72
28:DD:32:SER:O	28:DD:34:VAL:N	2.21	0.72
39:DS:85:VAL:N	39:DS:106:ARG:HG3	2.05	0.72
25:DA:1887:C:C3'	25:DA:1888:G:H5''	2.20	0.72
25:BA:58:G:C2	25:BA:59:U:O2	2.42	0.72
25:BA:1434:A:O2'	25:BA:1435:G:H5'	1.90	0.72
2:AB:172:ILE:HD12	2:AB:172:ILE:N	2.05	0.72
25:BA:1709:U:H2'	25:BA:1710:C:C6	2.24	0.72
45:DY:48:ALA:HB3	45:DY:59:GLY:O	1.89	0.72
35:DO:63:VAL:HG23	35:DO:64:ARG:HG3	1.72	0.72

Continued on next page...

Continued from previous page...

Atom-1	Atom-2	Interatomic distance (Å)	Clash overlap (Å)
10:CJ:56:HIS:O	10:CJ:58:ASP:N	2.21	0.72
36:DP:121:LYS:O	36:DP:123:LEU:HG	1.89	0.72
50:B3:19:GLN:HE22	50:B3:52:HIS:HE1	1.35	0.72
25:BA:2277:G:C2'	25:BA:2278:A:H5'	2.19	0.72
25:DA:2308:G:O6	25:DA:2310:A:H2'	1.89	0.72
46:DZ:127:VAL:HG22	46:DZ:128:SER:N	2.03	0.72
25:DA:2183:C:H2'	25:DA:2184:G:H8	1.54	0.72
3:AC:31:HIS:HA	3:AC:34:LEU:HD22	1.72	0.72
45:BY:53:PRO:C	45:BY:55:TYR:H	1.93	0.72
13:CM:23:TYR:CZ	13:CM:71:ARG:HD3	2.25	0.72
5:AE:107:ARG:HG2	5:AE:108:ALA:N	2.04	0.72
8:AH:44:PHE:HA	8:AH:79:VAL:HG12	1.70	0.72
47:D0:72:ARG:HB2	47:D0:75:LEU:HB3	1.72	0.72
10:CJ:8:LEU:HB2	10:CJ:70:ARG:HB3	1.71	0.72
25:BA:277:C:H4'	25:BA:278:A:OP2	1.89	0.72
6:CF:100:ASN:H	18:CR:23:LYS:HZ1	1.35	0.72
6:CF:97:PHE:CD2	18:CR:31:LEU:HD21	2.24	0.72
1:CA:820:U:H4'	1:CA:821:G:OP2	1.90	0.72
1:CA:881:G:P	12:CL:9:ARG:HH22	2.13	0.72
55:B8:51:ALA:HA	55:B8:54:GLU:OE2	1.90	0.72
9:CI:46:ALA:HB2	9:CI:74:ILE:HG23	1.72	0.72
25:DA:2884:U:H1'	52:D5:52:TYR:OH	1.89	0.72
7:AG:51:GLN:HG2	7:AG:58:PRO:HD3	1.72	0.72
30:DF:32:LEU:O	30:DF:36:VAL:HG23	1.90	0.72
25:DA:1794:U:H2'	25:DA:1795:C:H6	1.54	0.72
32:BH:91:GLY:HA2	32:BH:160:LYS:CB	2.20	0.72
48:D1:19:GLN:HB2	48:D1:35:THR:HG23	1.69	0.72
25:DA:1032:A:OP1	56:D9:8:LYS:HE3	1.90	0.72
32:BH:32:GLU:HG2	32:BH:33:LEU:H	1.55	0.72
34:DN:28:THR:HG23	34:DN:29:LYS:N	2.04	0.72
44:DX:12:VAL:HG12	44:DX:27:THR:OG1	1.90	0.72
45:DY:11:ASP:O	45:DY:28:LYS:HE2	1.90	0.72
40:BT:62:THR:CG2	40:BT:75:ILE:HG12	2.18	0.72
25:DA:849:A:H2	50:D3:24:LYS:HG2	1.55	0.72
35:BO:3:GLN:HG3	35:BO:4:PRO:HD2	1.70	0.72
2:AB:130:ARG:HB2	2:AB:135:GLN:HE21	1.54	0.72
5:AE:76:ILE:CG1	5:AE:77:PRO:HD2	2.19	0.72
42:BV:19:LYS:HB3	42:BV:94:LEU:O	1.89	0.72
37:BQ:60:ARG:HB3	37:BQ:60:ARG:CZ	2.20	0.72
25:BA:1332:G:N2	25:BA:1609:A:H2'	2.05	0.72
39:DS:17:ARG:HG3	39:DS:18:ILE:N	2.04	0.72

Continued on next page...

Continued from previous page...

Atom-1	Atom-2	Interatomic distance (Å)	Clash overlap (Å)
25:BA:1801:G:OP2	28:BD:154:LYS:HE2	1.90	0.72
43:DW:23:LEU:HD13	52:D5:25:LEU:HD13	1.70	0.72
6:AF:77:ARG:HB2	6:AF:77:ARG:HH11	1.53	0.72
25:DA:2317:C:H2'	25:DA:2318:G:H5'	1.69	0.72
35:DO:64:ARG:HH21	35:DO:100:GLY:HA3	1.54	0.72
27:DC:226:ASN:OD1	27:DC:227:PRO:HD2	1.90	0.72
1:CA:1281:U:H4'	1:CA:1282:C:OP2	1.88	0.72
29:BE:105:THR:HG23	29:BE:166:THR:OG1	1.89	0.72
1:CA:1250:A:H4'	9:CI:68:GLY:H	1.53	0.72
25:BA:911:A:H2'	37:BQ:9:TYR:OH	1.90	0.72
2:CB:33:TYR:HB3	2:CB:41:ILE:CG2	2.17	0.72
25:DA:1140:C:H5''	34:DN:66:LYS:NZ	2.04	0.72
1:CA:1343:G:H2'	1:CA:1344:C:C6	2.24	0.72
25:BA:2808:U:C2'	25:BA:2809:A:H5'	2.19	0.72
25:BA:2784:C:H1'	29:BE:37:ARG:NH1	2.05	0.72
25:DA:2415:G:H4'	36:DP:67:MET:N	2.00	0.72
2:AB:80:ILE:HD12	2:AB:212:GLN:HA	1.72	0.72
22:CV:84:ASP:HB3	22:CV:89:GLU:H	1.55	0.72
3:CC:15:THR:HG22	3:CC:16:ARG:N	2.05	0.72
25:BA:1803:A:H2	25:BA:1822:G:N3	1.86	0.72
25:DA:2792:G:H1	25:DA:2804:C:N4	1.83	0.72
39:DS:92:TYR:CD1	39:DS:93:LYS:N	2.58	0.72
25:DA:2176:A:C4'	27:DC:216:THR:HG21	2.20	0.72
8:AH:7:ALA:HB2	8:AH:85:ARG:HG3	1.71	0.72
38:DR:104:ARG:HB2	38:DR:104:ARG:HH11	1.53	0.72
25:DA:1301:A:O2'	25:DA:1302:A:H3'	1.89	0.72
35:BO:18:LYS:HB2	35:BO:45:GLU:HG2	1.71	0.72
38:DR:11:ASN:O	38:DR:12:ARG:HG3	1.90	0.72
44:DX:31:HIS:ND1	44:DX:32:PRO:HD2	2.04	0.72
11:CK:93:GLN:O	11:CK:97:ALA:HB2	1.89	0.72
27:DC:77:ALA:HA	27:DC:115:VAL:HG23	1.71	0.72
28:BD:121:PRO:HB3	28:BD:135:PHE:CE1	2.25	0.72
47:B0:54:ARG:HB3	47:B0:54:ARG:CZ	2.18	0.72
31:BG:148:MET:O	31:BG:149:VAL:HG13	1.89	0.72
31:BG:21:ARG:HD3	31:BG:21:ARG:C	2.11	0.72
1:AA:448:A:H2'	1:AA:449:C:C6	2.25	0.72
32:BH:10:PRO:O	32:BH:11:VAL:CB	2.25	0.71
46:DZ:125:VAL:HB	46:DZ:161:GLU:O	1.90	0.71
25:DA:481:G:H1'	25:DA:506:G:H22	1.53	0.71
1:CA:1363(A):A:H5''	1:CA:1364:U:OP1	1.90	0.71
35:BO:104:ARG:HH21	40:BT:33:LYS:HE2	1.55	0.71

Continued on next page...

Continued from previous page...

Atom-1	Atom-2	Interatomic distance (Å)	Clash overlap (Å)
27:BC:73:VAL:HG13	27:BC:112:ASP:CB	2.17	0.71
32:DH:94:TYR:HE1	32:DH:108:GLY:H	1.36	0.71
1:CA:973:G:H1'	10:CJ:55:LYS:HE2	1.71	0.71
15:CO:87:ILE:HG22	15:CO:88:ARG:N	2.01	0.71
30:BF:183:VAL:O	30:BF:187:VAL:HG23	1.90	0.71
15:AO:82:ILE:HG23	15:AO:83:GLU:H	1.55	0.71
17:AQ:78:GLU:OE2	17:AQ:81:ARG:HD2	1.89	0.71
27:DC:74:ARG:HB2	27:DC:111:PHE:HA	1.71	0.71
4:CD:133:VAL:HG13	4:CD:135:LEU:CD2	2.20	0.71
25:DA:1678:G:N2	25:DA:1989:G:H22	1.87	0.71
7:CG:64:GLN:HE21	7:CG:68:ASN:ND2	1.88	0.71
37:DQ:135:ASP:C	37:DQ:137:TYR:H	1.94	0.71
46:DZ:163:ALA:O	46:DZ:164:VAL:HG23	1.90	0.71
19:CS:64:GLU:O	19:CS:67:VAL:HG23	1.90	0.71
29:DE:59:VAL:HG11	29:DE:63:LEU:HD11	1.71	0.71
25:BA:2103:C:C3'	25:BA:2104:G:H5''	2.20	0.71
3:AC:86:VAL:O	3:AC:89:GLU:HB3	1.90	0.71
28:BD:270:ILE:O	28:BD:271:ILE:CB	2.37	0.71
27:BC:73:VAL:CG1	27:BC:112:ASP:HB2	2.15	0.71
12:CL:38:ARG:HG2	12:CL:39:THR:N	1.98	0.71
16:CP:72:ARG:NH2	16:CP:73:LEU:HD21	2.02	0.71
4:AD:59:ARG:CZ	4:AD:59:ARG:HA	2.20	0.71
25:DA:902:C:H2'	25:DA:903:C:C6	2.25	0.71
6:CF:69:GLU:O	6:CF:72:VAL:HG12	1.90	0.71
3:CC:132:ARG:HH12	4:CD:47:ARG:NH2	1.83	0.71
1:AA:1003:G:C2'	1:AA:1004:A:H4'	2.19	0.71
18:AR:85:LEU:HG	18:AR:86:VAL:H	1.55	0.71
25:BA:286:C:H6	25:BA:286:C:H5'	1.55	0.71
1:CA:930:C:C2'	1:CA:931:C:H5'	2.21	0.71
26:BB:29:A:H2'	26:BB:30:C:C6	2.25	0.71
31:BG:39:ILE:HD11	31:BG:155:MET:HB2	1.72	0.71
1:AA:992:U:H3	1:AA:1044:A:N6	1.88	0.71
5:AE:10:MET:HA	5:AE:32:VAL:HG22	1.73	0.71
25:BA:1547:C:O2'	25:BA:1548:C:H5'	1.90	0.71
25:BA:2110:G:H2'	25:BA:2120:G:H5'	1.70	0.71
46:DZ:107:PRO:HA	46:DZ:141:SER:HA	1.71	0.71
29:BE:173:VAL:O	29:BE:174:ASP:HB3	1.90	0.71
1:CA:386:C:O2'	1:CA:387:U:H5'	1.89	0.71
25:DA:323:G:H2'	30:DF:169:ASN:ND2	2.05	0.71
43:BW:10:VAL:O	43:BW:11:ARG:HB2	1.88	0.71
25:BA:2876:G:H4'	40:BT:3:ARG:CD	2.15	0.71

Continued on next page...

Continued from previous page...

Atom-1	Atom-2	Interatomic distance (Å)	Clash overlap (Å)
9:AI:112:LYS:HA	9:AI:119:ALA:HB2	1.72	0.71
41:DU:73:GLY:O	41:DU:74:LEU:HD12	1.90	0.71
25:DA:952:G:P	37:DQ:16:ARG:HH22	2.13	0.71
48:D1:84:GLY:O	48:D1:86:SER:N	2.17	0.71
7:CG:12:LEU:CD1	7:CG:25:ALA:HB2	2.20	0.71
25:DA:1047:G:H21	25:DA:1111:A:H62	1.37	0.71
1:AA:1152:A:H5'	10:AJ:70:ARG:NH2	2.05	0.71
1:CA:1036:G:H5''	1:CA:1037:C:C5	2.25	0.71
23:CW:17:C:H2'	23:CW:17(B):U:H5	1.55	0.71
35:DO:86:ILE:H	35:DO:86:ILE:HD12	1.56	0.71
46:BZ:149:LEU:N	46:BZ:149:LEU:HD13	2.04	0.71
43:DW:5:ALA:HB3	43:DW:105:VAL:H	1.55	0.71
1:CA:662:G:H2'	1:CA:663:A:C8	2.25	0.71
38:BR:53:HIS:HB2	38:BR:94:TYR:CE1	2.25	0.71
26:BB:24:G:N7	26:BB:56:G:H2'	2.04	0.71
1:CA:436:C:H2'	1:CA:437:U:H6	1.55	0.71
7:AG:93:PRO:O	7:AG:96:GLN:HB3	1.90	0.71
48:B1:73:LEU:HD22	48:B1:97:LEU:HD12	1.70	0.71
30:DF:36:VAL:HG11	30:DF:183:VAL:CG1	2.20	0.71
1:AA:107:G:H2'	1:AA:108:G:H5'	1.72	0.71
47:B0:67:GLU:CG	47:B0:79:HIS:HB2	2.20	0.71
33:BI:68:LEU:HA	33:BI:71:ILE:CG2	2.19	0.71
56:B9:7:VAL:HG21	56:B9:36:GLN:HB2	1.71	0.71
25:DA:185:U:H2'	25:DA:186:G:C8	2.25	0.71
25:DA:140:G:H1'	25:DA:141:A:H2	1.55	0.71
25:DA:1971:A:C4	28:DD:241:PRO:HG3	2.25	0.71
46:DZ:11:GLY:HA3	46:DZ:35:LYS:NZ	2.05	0.71
41:DU:92:ARG:HE	41:DU:94:ASN:HD22	1.36	0.71
1:AA:191:G:H2'	1:AA:192:U:C6	2.25	0.71
10:AJ:7:LYS:HB2	10:AJ:97:GLU:HB2	1.72	0.71
1:AA:19:C:O2'	1:AA:20:U:H5'	1.89	0.71
11:AK:111:ASP:CA	18:AR:84:LYS:HG3	2.19	0.71
3:CC:58:GLU:HB3	3:CC:65:ALA:CB	2.21	0.71
25:DA:272(G):C:N4	25:DA:363(C):G:H1	1.84	0.71
25:DA:2168:G:C2'	25:DA:2169:A:H5''	2.20	0.71
25:BA:2308:G:H22	31:BG:77:ILE:HG21	1.55	0.71
54:B7:8:ASN:HD22	54:B7:9:ARG:N	1.88	0.71
3:CC:33:LEU:O	3:CC:37:GLN:HG2	1.90	0.71
43:BW:50:VAL:HG13	43:BW:105:VAL:HG21	1.72	0.71
18:CR:59:SER:OG	18:CR:62:GLU:HG3	1.90	0.71
1:CA:1492:A:OP1	1:CA:1492:A:H4'	1.89	0.71

Continued on next page...

Continued from previous page...

Atom-1	Atom-2	Interatomic distance (Å)	Clash overlap (Å)
25:DA:1803:A:O2'	28:DD:259:THR:HG21	1.89	0.71
46:BZ:111:ARG:HD3	46:BZ:111:ARG:C	2.10	0.71
29:BE:97:LYS:HA	29:BE:97:LYS:HE2	1.73	0.71
27:DC:101:ILE:HG23	27:DC:102:GLN:H	1.55	0.71
39:BS:33:LYS:HB3	39:BS:34:HIS:CD2	2.26	0.71
10:AJ:63:PHE:HB3	14:AN:58:LYS:CA	2.15	0.71
25:DA:2105:C:H2'	25:DA:2106:G:C5'	2.20	0.71
9:CI:50:LEU:HD22	9:CI:55:ALA:HB3	1.72	0.71
2:CB:115:LEU:HD13	2:CB:145:LEU:HD12	1.72	0.71
13:CM:97:PRO:HA	13:CM:110:ARG:HD3	1.72	0.71
3:AC:19:GLU:HA	3:AC:54:ARG:HH12	1.56	0.71
45:BY:8:LYS:NZ	45:BY:72:VAL:HB	2.05	0.71
35:DO:4:PRO:O	35:DO:5:GLN:HB2	1.91	0.71
28:BD:27:THR:HG23	28:BD:83:GLU:HB3	1.73	0.71
36:DP:63:PRO:HB3	55:D8:13:ARG:HB3	1.70	0.71
13:CM:4:ILE:HD12	13:CM:10:PRO:HG3	1.72	0.71
22:CV:72:TYR:HE1	22:CV:80:MET:HB3	1.55	0.71
46:BZ:80:ARG:O	46:BZ:81:ARG:C	2.28	0.71
1:AA:424:G:H2'	1:AA:425:G:C8	2.22	0.71
29:DE:4:ILE:HD13	29:DE:91:VAL:HG12	1.73	0.71
1:AA:77:G:H1	1:AA:92:C:H42	1.38	0.71
1:AA:539:A:H2'	1:AA:540:G:C8	2.26	0.71
25:BA:1497:U:H5''	25:BA:1498:C:H5	1.55	0.71
50:B3:19:GLN:HE22	50:B3:52:HIS:CE1	2.09	0.71
47:B0:47:GLY:H	47:B0:50:VAL:HB	1.54	0.71
26:DB:45:A:H1'	31:DG:95:ARG:NH2	2.05	0.71
37:DQ:111:GLU:O	37:DQ:115:MET:HG2	1.90	0.71
39:BS:62:LYS:H	39:BS:65:VAL:HG23	1.56	0.71
37:DQ:35:VAL:HG12	37:DQ:130:LYS:HB3	1.71	0.71
44:DX:12:VAL:CB	44:DX:17:ALA:HB1	2.18	0.71
20:AT:50:GLU:HG3	20:AT:51:GLU:N	2.05	0.71
1:CA:1238:A:OP1	1:CA:1335:C:H1'	1.91	0.71
31:DG:103:LEU:H	31:DG:103:LEU:HD12	1.55	0.71
32:DH:94:TYR:HE1	32:DH:108:GLY:N	1.88	0.71
29:BE:68:ALA:C	29:BE:70:ALA:H	1.94	0.71
25:BA:2572:A:N7	29:BE:145:LYS:HB2	2.05	0.71
25:DA:1467:C:N4	25:DA:1525:G:H1	1.87	0.71
22:AV:132:VAL:CG2	22:AV:151:ALA:HB1	2.20	0.71
1:CA:77:G:H1	1:CA:92:C:H42	1.33	0.71
55:D8:32:LEU:HG	55:D8:36:LYS:CE	2.21	0.71
1:AA:1034:G:H21	1:AA:1035:A:H62	1.36	0.71

Continued on next page...

Continued from previous page...

Atom-1	Atom-2	Interatomic distance (Å)	Clash overlap (Å)
20:CT:54:LYS:O	20:CT:57:ARG:HB3	1.90	0.71
22:AV:60:LEU:O	22:AV:61:GLU:CB	2.39	0.71
22:AV:68:ARG:HD2	22:AV:114:MET:HG3	1.72	0.71
1:CA:863:U:H2'	1:CA:865:A:OP2	1.91	0.71
11:CK:32:ILE:HD13	11:CK:72:ALA:HB2	1.70	0.71
8:CH:11:THR:HG22	8:CH:15:ASN:ND2	2.06	0.71
12:CL:66:TYR:HB3	12:CL:96:HIS:HD2	1.55	0.71
38:BR:10:LEU:CB	38:BR:17:ARG:NE	2.54	0.71
7:AG:13:GLN:O	7:AG:24:THR:HG21	1.91	0.71
37:DQ:67:ARG:NH1	37:DQ:102:VAL:HB	2.06	0.71
48:D1:46:LEU:CA	48:D1:63:ALA:HA	2.15	0.71
7:CG:140:ASP:HA	7:CG:143:ARG:HH11	1.56	0.71
25:DA:2306:C:H5	25:DA:2307:G:HO2'	1.39	0.71
1:AA:1321:C:H4'	13:AM:87:TYR:CE2	2.25	0.71
10:AJ:34:VAL:CG2	10:AJ:74:ILE:HG22	2.21	0.71
25:DA:607:U:OP1	30:DF:102:PRO:HA	1.90	0.71
53:B6:48:VAL:O	53:B6:49:HIS:HB2	1.90	0.71
19:AS:53:ASN:ND2	19:AS:55:LYS:HB3	2.00	0.71
22:CV:71:GLN:C	22:CV:109:THR:HG21	2.10	0.71
25:DA:2838:G:H1'	38:DR:45:ARG:NH1	2.05	0.71
48:B1:51:VAL:CG2	48:B1:74:VAL:HG21	2.20	0.71
25:DA:320:A:H2'	30:DF:136:THR:HG21	1.72	0.71
1:AA:356:A:H2'	1:AA:357:G:H5'	1.72	0.71
10:CJ:78:ASN:ND2	10:CJ:80:LYS:HB3	2.06	0.71
47:D0:41:ARG:CD	47:D0:41:ARG:H	2.04	0.71
1:CA:184:G:H5'	1:CA:224:C:H4'	1.71	0.71
25:DA:2889:C:H2'	25:DA:2889:C:O2	1.88	0.71
25:BA:871:U:OP1	37:BQ:5:ARG:HG3	1.89	0.71
32:BH:113:VAL:HG11	32:BH:151:ILE:HD12	1.72	0.71
13:AM:93:ARG:N	13:AM:93:ARG:HD2	2.05	0.71
47:D0:82:ARG:O	47:D0:82:ARG:HG3	1.90	0.71
48:B1:80:LEU:HD23	48:B1:81:LYS:N	2.05	0.71
42:DV:51:VAL:HG12	42:DV:52:VAL:N	2.05	0.71
37:DQ:35:VAL:CG1	37:DQ:130:LYS:HB3	2.20	0.71
45:DY:36:ALA:HB1	45:DY:67:LEU:O	1.90	0.71
29:DE:32:PRO:HB3	29:DE:69:LYS:HB3	1.72	0.71
3:AC:64:VAL:HG22	3:AC:98:ASN:O	1.91	0.71
45:BY:8:LYS:HE2	45:BY:37:VAL:HG11	1.72	0.71
10:AJ:3:LYS:HD2	10:AJ:77:PRO:HG3	1.73	0.71
36:BP:101:VAL:HG23	36:BP:102:ARG:N	2.04	0.71
36:DP:63:PRO:C	36:DP:65:ARG:N	2.41	0.71

Continued on next page...

Continued from previous page...

Atom-1	Atom-2	Interatomic distance (Å)	Clash overlap (Å)
29:BE:75:VAL:HG12	29:BE:76:ARG:H	1.55	0.71
14:CN:6:LEU:HB3	14:CN:23:ARG:NH2	2.05	0.71
37:BQ:60:ARG:HG2	46:BZ:178:ASP:HB3	1.73	0.71
2:CB:111:ARG:HA	2:CB:111:ARG:NE	2.05	0.71
5:CE:75:THR:HG23	5:CE:76:ILE:H	1.56	0.71
1:CA:460:G:H1'	1:CA:472:A:H61	1.55	0.71
1:CA:1017:G:H2'	1:CA:1018:C:C6	2.25	0.71
39:DS:85:VAL:H	39:DS:106:ARG:CG	2.02	0.71
25:DA:1503:U:H2'	25:DA:1504:C:C6	2.24	0.71
23:CW:10:G:C8	23:CW:10:G:H5'	2.24	0.71
7:AG:132:GLY:H	7:AG:135:VAL:CG2	2.04	0.71
33:DI:5:LEU:HD23	33:DI:7:GLU:O	1.90	0.71
25:BA:558:G:P	34:BN:111:PRO:HD2	2.30	0.71
25:DA:2734:A:H5'	25:DA:2735:G:OP2	1.89	0.71
29:DE:203:LYS:HG3	29:DE:204:ALA:N	2.05	0.71
25:DA:434:U:H4'	25:DA:435:C:OP1	1.90	0.71
33:DI:38:LEU:H	33:DI:38:LEU:HD12	1.56	0.71
1:AA:802:A:H3'	1:AA:803:G:H8	1.56	0.71
32:BH:32:GLU:O	32:BH:33:LEU:HD23	1.91	0.71
25:DA:1165:U:H2'	25:DA:1166:C:C6	2.26	0.71
44:DX:56:THR:O	44:DX:57:LEU:HB3	1.89	0.71
19:CS:40:ILE:HB	19:CS:69:HIS:O	1.90	0.71
19:AS:39:THR:HG22	19:AS:40:ILE:N	2.06	0.71
13:AM:3:ARG:HB3	13:AM:7:VAL:HA	1.73	0.71
2:AB:43:ASP:OD2	2:AB:46:LYS:HB2	1.90	0.71
1:AA:235:C:H5'	17:AQ:70:ARG:HG2	1.71	0.71
25:DA:276:A:N3	25:DA:276:A:H3'	2.04	0.71
32:BH:85:LYS:HD3	32:BH:133:VAL:CG1	2.20	0.71
25:BA:1313:U:H2'	25:BA:1610:A:C2	2.26	0.71
25:DA:64:A:H5''	44:DX:64:LYS:CE	2.21	0.71
18:AR:85:LEU:HG	18:AR:86:VAL:N	2.06	0.71
31:BG:180:PHE:C	31:BG:182:LYS:N	2.42	0.71
30:DF:36:VAL:HG11	30:DF:183:VAL:HG11	1.71	0.71
25:DA:2046:G:H5'	52:D5:19:ARG:HB2	1.73	0.71
25:BA:271(M):G:C2'	25:BA:271(N):U:H5''	2.21	0.71
25:BA:1474:C:H2'	25:BA:1475:G:H8	1.55	0.71
4:CD:19:LEU:HD23	4:CD:21:LEU:HD11	1.73	0.71
48:D1:52:ARG:HH12	48:D1:78:LYS:CD	2.02	0.71
1:CA:1363(A):A:H4'	1:CA:1364:U:C5'	2.12	0.71
25:BA:2103:C:H2'	25:BA:2104:G:H5''	1.73	0.71
35:BO:71:ARG:HH12	40:BT:74:ARG:NH1	1.89	0.71

Continued on next page...

Continued from previous page...

Atom-1	Atom-2	Interatomic distance (Å)	Clash overlap (Å)
28:BD:182:LEU:O	28:BD:270:ILE:O	2.09	0.71
46:BZ:150:HIS:HA	46:BZ:170:ILE:HG12	1.72	0.71
32:DH:86:GLU:HA	32:DH:132:ARG:HA	1.73	0.71
12:CL:44:LYS:HB3	12:CL:45:PRO:HD2	1.72	0.71
1:AA:1157:A:H4'	1:AA:1158:C:O5'	1.91	0.71
3:CC:50:ALA:HB1	3:CC:70:VAL:HG11	1.72	0.71
25:DA:71:A:H4'	25:DA:72:U:O5'	1.89	0.71
27:DC:135:ARG:HB3	27:DC:137:LEU:HD13	1.71	0.71
23:CW:59:A:H2'	23:CW:60:U:C5'	2.21	0.71
10:CJ:78:ASN:HD21	10:CJ:80:LYS:HB3	1.55	0.71
1:CA:130:A:C8	17:CQ:63:ARG:HG3	2.25	0.71
1:CA:624:C:H2'	1:CA:625:G:C8	2.26	0.71
1:AA:939:G:H5''	7:AG:102:ARG:NH1	2.06	0.71
27:BC:74:ARG:HB2	27:BC:111:PHE:HA	1.73	0.71
9:AI:88:TYR:O	9:AI:89:ASN:HB2	1.89	0.71
8:AH:52:ASP:O	8:AH:53:VAL:HG23	1.89	0.71
12:AL:25:LYS:HE3	12:AL:30:ARG:HH12	1.53	0.71
25:BA:1722:A:O2'	25:BA:1739:U:H5''	1.91	0.71
25:DA:2894:G:N3	25:DA:2894:G:H2'	2.06	0.71
1:CA:645:C:H2'	1:CA:646:U:H6	1.54	0.71
25:BA:1204:A:H61	25:BA:1240:U:H2'	1.55	0.71
25:DA:1132:A:H5''	34:DN:82:LEU:CD2	2.21	0.71
25:BA:1958:C:O2'	25:BA:1959:G:H5'	1.90	0.71
29:BE:24:THR:HG22	29:BE:186:GLY:H	1.55	0.71
25:DA:118:A:OP2	25:DA:119:A:H5''	1.91	0.71
55:B8:4:MET:HB3	55:B8:61:LEU:HD22	1.71	0.70
1:AA:1116:C:H2'	1:AA:1117:G:C5'	2.21	0.70
25:BA:1171:G:H5''	25:BA:1173:G:H4'	1.73	0.70
29:DE:36:ARG:HH22	29:DE:88:GLY:HA3	1.55	0.70
32:DH:20:ALA:HB1	32:DH:21:PRO:CD	2.20	0.70
45:BY:48:ALA:O	45:BY:50:ARG:N	2.23	0.70
12:CL:44:LYS:HB3	12:CL:45:PRO:HD3	1.72	0.70
25:DA:2804:C:C2'	25:DA:2805:G:H5'	2.21	0.70
15:CO:70:LEU:HD21	15:CO:77:ARG:O	1.91	0.70
40:DT:27:THR:HG23	40:DT:28:VAL:N	2.06	0.70
6:AF:60:PHE:C	6:AF:61:LEU:HD12	2.11	0.70
11:AK:44:SER:H	11:AK:47:VAL:CG2	2.04	0.70
31:BG:39:ILE:HD11	31:BG:155:MET:SD	2.31	0.70
22:AV:172:LYS:HB2	22:AV:181:VAL:HG23	1.73	0.70
31:BG:96:ARG:O	31:BG:99:MET:HB3	1.90	0.70
22:CV:102:GLU:H	22:CV:102:GLU:CD	1.95	0.70

Continued on next page...

Continued from previous page...

Atom-1	Atom-2	Interatomic distance (Å)	Clash overlap (Å)
30:BF:123:LEU:HD12	30:BF:124:LEU:H	1.55	0.70
25:DA:942:G:O2'	25:DA:943:U:H5'	1.90	0.70
1:CA:1057:G:H2'	1:CA:1058:G:O4'	1.90	0.70
25:DA:2314:C:O2'	25:DA:2315:G:H5'	1.90	0.70
50:D3:6:VAL:HB	50:D3:54:VAL:CG1	2.20	0.70
42:DV:20:LEU:HB3	42:DV:21:ARG:HH21	1.55	0.70
25:DA:996:A:H1'	42:DV:9:GLY:O	1.91	0.70
25:DA:953:A:OP2	37:DQ:16:ARG:NH2	2.23	0.70
41:BU:66:ASN:HD21	41:BU:70:ARG:HH21	1.39	0.70
25:BA:2785:C:O2'	25:BA:2786:U:H5'	1.91	0.70
3:AC:105:GLU:HG2	3:AC:106:VAL:N	2.04	0.70
36:BP:85:LEU:HD23	36:BP:85:LEU:N	2.06	0.70
31:DG:16:ARG:NH1	31:DG:28:VAL:HG13	2.03	0.70
13:AM:94:ARG:O	13:AM:96:LEU:HG	1.91	0.70
25:DA:902:C:H2'	25:DA:903:C:H6	1.55	0.70
22:AV:134:ASP:CG	22:AV:135:THR:N	2.44	0.70
28:DD:71:ASP:HB2	28:DD:103:ARG:HH22	1.55	0.70
25:DA:538:G:H2'	25:DA:539:G:C8	2.25	0.70
25:BA:2126:A:C6	25:BA:2163:C:H4'	2.27	0.70
35:BO:49:ARG:HH11	35:BO:49:ARG:HG2	1.56	0.70
28:BD:142:VAL:HG21	28:BD:191:ALA:HB1	1.72	0.70
35:BO:1:MET:CE	35:BO:67:LYS:HG2	2.21	0.70
1:CA:532:A:H3'	1:CA:533:A:H5''	1.72	0.70
25:BA:2092:U:H5	25:BA:2226:C:OP2	1.74	0.70
25:BA:1756:G:H4'	25:BA:1758:G:O4'	1.91	0.70
28:BD:28:GLU:H	28:BD:29:PRO:HD2	1.53	0.70
29:BE:16:ARG:O	29:BE:17:ASP:HB2	1.89	0.70
34:BN:42:TRP:HA	34:BN:48:MET:CE	2.21	0.70
8:AH:10:LEU:H	8:AH:10:LEU:HD12	1.55	0.70
5:AE:98:THR:HG22	5:AE:117:ASP:HB3	1.71	0.70
42:BV:77:ALA:O	42:BV:79:VAL:HG12	1.91	0.70
39:BS:92:TYR:C	39:BS:94:TYR:H	1.94	0.70
41:DU:90:VAL:HG13	42:DV:11:GLN:NE2	2.06	0.70
41:DU:65:ILE:HD11	41:DU:96:ALA:HB3	1.73	0.70
25:DA:2182:G:O2'	25:DA:2183:C:H5'	1.91	0.70
9:CI:4:TYR:HA	9:CI:88:TYR:CD1	2.26	0.70
1:CA:1240:U:O3'	7:CG:38:LEU:HD21	1.91	0.70
42:BV:46:VAL:HG13	42:BV:47:VAL:N	2.06	0.70
30:BF:3:GLU:HB2	30:BF:19:GLU:CB	2.18	0.70
3:AC:62:ASP:OD2	3:AC:97:LYS:HG3	1.91	0.70
25:BA:1342:A:C5	25:BA:1397:U:OP2	2.44	0.70

Continued on next page...

Continued from previous page...

Atom-1	Atom-2	Interatomic distance (Å)	Clash overlap (Å)
25:DA:612:C:C3'	25:DA:613:G:H5''	2.21	0.70
32:DH:19:VAL:HG12	32:DH:20:ALA:N	2.06	0.70
25:DA:271(T):C:H6	25:DA:271(T):C:H5'	1.56	0.70
5:AE:110:LEU:O	5:AE:113:ALA:HB3	1.91	0.70
42:BV:18:LEU:CG	42:BV:19:LYS:H	2.02	0.70
6:CF:89:MET:HG2	6:CF:89:MET:O	1.91	0.70
26:DB:50:G:P	39:DS:63:THR:HG23	2.31	0.70
28:BD:155:LEU:HD23	28:BD:177:LEU:CD2	2.19	0.70
1:AA:878:G:H5'	8:AH:89:PRO:CG	2.22	0.70
25:DA:814:C:O2'	25:DA:815:C:H5'	1.91	0.70
17:AQ:78:GLU:HG2	17:AQ:81:ARG:HD2	1.72	0.70
25:BA:1884:A:H2'	25:BA:1885:A:C5'	2.20	0.70
35:BO:45:GLU:HA	35:BO:54:GLU:OE1	1.91	0.70
1:AA:60:A:H4'	1:AA:61:G:O5'	1.90	0.70
25:DA:2502:G:H5''	25:DA:2503:A:H5''	1.73	0.70
7:CG:6:ARG:HH21	7:CG:94:ARG:HH22	1.37	0.70
25:DA:1721:G:C6	25:DA:1739:U:H5'	2.27	0.70
25:DA:1491:G:O2'	25:DA:1492:G:H5'	1.91	0.70
25:DA:2103:C:C3'	25:DA:2104:G:H5''	2.19	0.70
13:AM:10:PRO:O	13:AM:11:ARG:HB2	1.90	0.70
28:DD:26:LYS:O	28:DD:27:THR:HB	1.91	0.70
53:B6:19:ARG:HG3	53:B6:20:ASN:N	2.06	0.70
36:DP:58:THR:C	36:DP:60:MET:H	1.93	0.70
25:DA:271(T):C:H6	25:DA:271(T):C:C5'	2.03	0.70
8:AH:5:PRO:HG2	8:AH:6:ILE:HD12	1.73	0.70
36:BP:23:PRO:C	36:BP:33:ARG:CZ	2.60	0.70
1:AA:718:G:H5'	11:AK:117:ASN:CG	2.12	0.70
1:CA:878:G:H5''	8:CH:89:PRO:HG2	1.72	0.70
51:B4:37:PRO:O	51:B4:55:PRO:HG3	1.92	0.70
3:AC:128:PHE:HD2	3:AC:129:ALA:H	1.38	0.70
11:AK:44:SER:H	11:AK:47:VAL:HG23	1.56	0.70
25:DA:2298:A:H2'	25:DA:2299:G:O4'	1.90	0.70
23:AW:47:U:H3'	23:AW:48:C:H5''	1.72	0.70
25:BA:271(M):G:O2'	25:BA:271(N):U:H5''	1.91	0.70
1:CA:935:A:H8	1:CA:935:A:H5'	1.55	0.70
25:DA:2019:A:O3'	41:DU:27:LEU:HD12	1.92	0.70
50:D3:50:VAL:O	50:D3:50:VAL:HG23	1.91	0.70
48:D1:50:ARG:HG2	48:D1:50:ARG:NH1	2.06	0.70
33:BI:83:ALA:HA	33:BI:89:TYR:CD1	2.26	0.70
42:DV:18:LEU:CD2	42:DV:19:LYS:H	2.04	0.70
7:CG:15:ASP:HB3	7:CG:19:GLY:N	2.06	0.70

Continued on next page...

Continued from previous page...

Atom-1	Atom-2	Interatomic distance (Å)	Clash overlap (Å)
1:AA:1313:U:P	19:AS:6:LYS:HG3	2.31	0.70
19:AS:36:ARG:HB2	19:AS:72:GLY:HA2	1.72	0.70
30:DF:64:ILE:HD12	30:DF:78:ILE:HG23	1.73	0.70
46:BZ:64:GLN:OE1	46:BZ:66:LEU:HD11	1.91	0.70
36:BP:114:ILE:HD12	36:BP:115:LEU:N	2.07	0.70
17:AQ:68:ARG:H	17:AQ:70:ARG:HH11	1.38	0.70
1:CA:1305:G:OP1	21:CU:2:GLY:HA3	1.91	0.70
40:DT:80:SER:HB3	40:DT:81:PRO:HD3	1.73	0.70
25:BA:271(U):G:O2'	25:BA:271(V):G:H5'	1.92	0.70
32:BH:64:LEU:HD23	32:BH:67:LEU:HD23	1.74	0.70
1:AA:973:G:O4'	10:AJ:55:LYS:HB3	1.91	0.70
25:BA:2053:G:H5'	29:BE:144:ARG:O	1.91	0.70
25:BA:628:G:H2'	25:BA:629:G:H8	1.57	0.70
25:BA:2700:C:O2'	25:BA:2701:C:H5'	1.90	0.70
26:DB:88:C:H2'	26:DB:89:G:C8	2.27	0.70
22:AV:71:GLN:O	22:AV:82:PHE:HA	1.91	0.70
38:DR:81:ASP:O	38:DR:82:GLU:HB2	1.91	0.70
8:CH:1:MET:HE2	8:CH:2:LEU:N	2.05	0.70
3:CC:27:LYS:HB3	3:CC:27:LYS:NZ	2.06	0.70
46:BZ:145:ILE:HG22	46:BZ:173:VAL:HG12	1.71	0.70
25:DA:1034:G:H5'	56:D9:18:ARG:HD2	1.73	0.70
1:AA:1131:G:H2'	1:AA:1132:C:C6	2.26	0.70
3:AC:5:ILE:HD13	3:AC:10:PHE:HB2	1.74	0.70
36:BP:16:ARG:CZ	36:BP:18:ARG:HB2	2.21	0.70
53:B6:35:GLU:N	53:B6:51:GLU:OE2	2.25	0.70
36:BP:81:GLN:CG	36:BP:106:LEU:HA	2.19	0.70
2:AB:115:LEU:HD13	2:AB:145:LEU:HB3	1.72	0.70
25:BA:330:A:O2'	25:BA:331:A:H8	1.74	0.70
4:AD:9:CYS:SG	4:AD:22:LYS:HD2	2.32	0.70
3:CC:8:ILE:HD12	3:CC:16:ARG:NH2	2.07	0.70
10:CJ:48:THR:CA	10:CJ:62:HIS:HB3	2.20	0.70
17:CQ:76:LEU:HD12	17:CQ:77:VAL:H	1.57	0.70
25:BA:857:C:H5'	47:B0:76:ARG:NH2	2.07	0.70
25:BA:528:A:H8	25:BA:528:A:H3'	1.56	0.70
25:BA:28:A:N6	25:BA:512:G:H1'	2.05	0.70
1:AA:1005:A:H4'	1:AA:1037:C:O2'	1.91	0.70
25:DA:1319:G:O2'	25:DA:1320:C:H5'	1.91	0.70
7:AG:108:ALA:O	7:AG:119:ARG:HD2	1.92	0.70
16:CP:21:VAL:O	16:CP:33:ILE:HG12	1.91	0.70
1:AA:1279:A:H61	3:AC:26:LYS:NZ	1.90	0.70
32:BH:98:LEU:HD12	32:BH:102:ALA:O	1.91	0.70

Continued on next page...

Continued from previous page...

Atom-1	Atom-2	Interatomic distance (Å)	Clash overlap (Å)
50:B3:52:HIS:CD2	50:B3:52:HIS:H	2.09	0.70
22:AV:110:ALA:HB1	22:AV:123:THR:O	1.92	0.70
25:DA:1636:C:H2'	25:DA:1637:A:C8	2.26	0.70
25:DA:2036:C:H5'	25:DA:2036:C:H6	1.57	0.70
1:AA:256:U:H2'	1:AA:257:G:H8	1.57	0.70
11:AK:13:GLN:HE22	11:AK:75:TYR:HA	1.55	0.70
9:AI:17:VAL:HG21	9:AI:80:GLY:HA3	1.73	0.70
10:AJ:51:ARG:NE	10:AJ:61:GLU:HB2	2.06	0.70
27:BC:101:ILE:O	27:BC:105:LEU:HB2	1.90	0.70
28:BD:31:LYS:O	28:BD:35:LYS:HB2	1.91	0.70
12:CL:44:LYS:CB	12:CL:45:PRO:CD	2.70	0.70
5:CE:51:VAL:HB	5:CE:52:PRO:HD3	1.74	0.70
5:CE:70:PRO:HB3	5:CE:144:THR:HG23	1.74	0.70
3:CC:134:ILE:HG22	3:CC:168:ALA:HB3	1.73	0.70
31:BG:72:ARG:HD3	31:BG:86:MET:HA	1.74	0.70
1:AA:404:U:H2'	1:AA:405:U:C6	2.27	0.70
55:D8:43:GLN:C	55:D8:44:LYS:HD2	2.12	0.70
25:BA:2884:U:C2	52:B5:51:TYR:HE1	2.09	0.70
55:D8:52:LYS:N	55:D8:53:PRO:CD	2.54	0.70
1:AA:688:G:O2'	1:AA:689:C:H5'	1.92	0.70
30:DF:75:HIS:HE1	30:DF:82:ILE:HD11	1.57	0.70
1:AA:999:C:H2'	1:AA:1000:U:C6	2.26	0.70
25:DA:615:G:OP2	30:DF:40:GLN:HG2	1.92	0.70
49:D2:13:ALA:O	49:D2:16:LEU:HB2	1.91	0.70
30:DF:152:GLU:OE2	30:DF:191:ARG:HD2	1.91	0.70
54:D7:26:GLY:O	54:D7:30:VAL:HG23	1.92	0.70
1:CA:731:G:OP1	1:CA:766:A:H1'	1.92	0.70
5:AE:135:THR:O	5:AE:138:ALA:HB3	1.92	0.70
25:BA:252:G:OP2	36:BP:50:ARG:NH1	2.24	0.70
39:BS:13:ARG:O	39:BS:15:ARG:HG2	1.91	0.70
2:CB:219:VAL:HA	2:CB:222:ILE:CD1	2.21	0.70
1:CA:1347:G:H8	9:CI:107:ARG:HB3	1.56	0.70
45:DY:47:LYS:HD2	45:DY:47:LYS:N	2.06	0.70
52:B5:4:HIS:HB3	52:B5:5:PRO:HD2	1.71	0.70
32:BH:84:SER:O	32:BH:85:LYS:HB3	1.91	0.70
27:BC:118:PRO:HD2	27:BC:148:PHE:CE1	2.27	0.70
1:CA:96:U:O2'	1:CA:97:G:H5'	1.91	0.70
46:BZ:107:PRO:HB3	46:BZ:143:LEU:HB2	1.72	0.70
1:CA:181:G:H4'	1:CA:182:U:H5'	1.72	0.70
1:AA:539:A:OP1	12:AL:111:LYS:HE2	1.91	0.70
25:BA:2277:G:O2'	25:BA:2278:A:H5'	1.91	0.70

Continued on next page...

Continued from previous page...

Atom-1	Atom-2	Interatomic distance (Å)	Clash overlap (Å)
1:CA:677:U:H3	1:CA:713:G:H22	1.40	0.70
25:BA:1270:C:H5''	25:BA:1271:G:O5'	1.90	0.70
25:DA:589:C:H2'	25:DA:590:A:H8	1.55	0.70
39:BS:78:LEU:HD11	39:BS:103:GLU:HB3	1.74	0.70
32:BH:7:LEU:N	32:BH:8:PRO:CD	2.54	0.70
50:D3:30:ARG:HD3	50:D3:33:GLN:NE2	2.07	0.70
9:CI:10:ARG:NH2	9:CI:72:GLY:HA2	2.06	0.70
1:AA:1314:C:H2'	1:AA:1315:U:C6	2.27	0.70
45:DY:14:LEU:HG	45:DY:15:VAL:H	1.56	0.70
38:DR:8:ARG:HB3	38:DR:43:GLU:OE1	1.91	0.70
10:AJ:5:ARG:HG2	10:AJ:6:ILE:N	2.06	0.70
36:BP:16:ARG:CZ	36:BP:16:ARG:HB2	2.21	0.70
52:B5:54:GLY:H	52:B5:56:LYS:NZ	1.90	0.70
1:CA:627:G:O2'	1:CA:628:G:H5'	1.91	0.70
1:AA:1034:G:N2	1:AA:1035:A:H62	1.89	0.70
38:BR:63:ARG:HH11	38:BR:63:ARG:HB2	1.57	0.70
46:BZ:9:ARG:HH21	46:BZ:25:GLY:N	1.88	0.70
12:CL:66:TYR:O	12:CL:68:PRO:HD3	1.91	0.70
25:BA:908:C:O2'	25:BA:909:A:H5'	1.92	0.70
28:BD:210:GLY:O	28:BD:211:ARG:HB3	1.92	0.70
1:CA:139:G:O2'	1:CA:140:A:H5'	1.92	0.70
20:AT:99:LEU:C	20:AT:100:ILE:HD12	2.12	0.70
42:BV:49:THR:HG22	42:BV:50:PRO:HD3	1.72	0.70
29:DE:34:VAL:HG21	29:DE:78:LEU:HD22	1.73	0.70
3:AC:92:ALA:HB2	3:AC:99:VAL:CG2	2.19	0.70
53:D6:13:CYS:O	53:D6:21:TYR:HA	1.92	0.70
25:DA:612:C:H2'	25:DA:613:G:C5'	2.15	0.70
28:BD:35:LYS:NZ	28:BD:103:ARG:HA	2.07	0.70
13:CM:69:GLU:OE1	13:CM:69:GLU:HA	1.92	0.70
27:BC:80:LYS:HE3	31:BG:48:GLU:HA	1.73	0.70
1:AA:357:G:OP1	1:AA:367:U:H5''	1.92	0.70
1:CA:1124:G:C5'	10:CJ:35:SER:HB2	2.22	0.70
20:CT:69:GLY:O	20:CT:73:HIS:NE2	2.23	0.70
22:AV:29:LYS:HG3	25:BA:2254:C:C4'	2.21	0.70
38:BR:72:ASP:HB3	38:BR:75:LEU:HB3	1.72	0.70
6:CF:11:ASN:HB3	6:CF:14:LEU:HD21	1.73	0.70
17:AQ:92:ARG:O	17:AQ:95:TYR:HB2	1.91	0.70
4:CD:63:LYS:HE3	4:CD:198:VAL:HG22	1.71	0.70
12:AL:44:LYS:HB3	12:AL:45:PRO:HD3	1.73	0.70
1:CA:840:C:H5''	1:CA:841:U:OP1	1.92	0.70
28:BD:121:PRO:HB3	28:BD:135:PHE:HE1	1.54	0.70

Continued on next page...

Continued from previous page...

Atom-1	Atom-2	Interatomic distance (Å)	Clash overlap (Å)
25:DA:1227:G:O2'	25:DA:1228:G:H5'	1.92	0.70
25:BA:1658:C:OP1	57:BA:3459:MG:MG	1.33	0.70
26:BB:2:C:H2'	26:BB:3:C:C6	2.26	0.70
48:D1:15:ALA:O	48:D1:40:ARG:HG3	1.92	0.70
13:AM:55:ARG:O	13:AM:58:GLU:HB2	1.92	0.70
33:DI:97:ILE:O	33:DI:100:ALA:HB3	1.91	0.70
28:DD:257:LEU:HD13	28:DD:257:LEU:O	1.92	0.70
25:DA:2600:A:H2'	25:DA:2601:C:C6	2.27	0.70
25:BA:242:G:C5'	55:B8:62:LEU:HD13	2.14	0.69
2:CB:55:PHE:CE1	2:CB:218:ALA:HA	2.27	0.69
41:DU:52:ARG:HD3	41:DU:55:ARG:HE	1.57	0.69
25:DA:2185:C:H5'	25:DA:2186:G:OP2	1.92	0.69
9:CI:63:ILE:HD11	9:CI:81:ILE:HD11	1.74	0.69
41:BU:112:ARG:CG	41:BU:112:ARG:HH11	2.04	0.69
29:DE:54:GLN:O	29:DE:55:ASN:HB2	1.91	0.69
53:D6:15:GLU:O	53:D6:15:GLU:HG3	1.91	0.69
28:BD:24:ILE:HG23	28:BD:25:THR:N	2.04	0.69
29:BE:47:VAL:HG21	29:BE:86:PRO:HD3	1.72	0.69
13:CM:66:LEU:HD12	13:CM:66:LEU:N	2.07	0.69
43:BW:60:ASN:N	43:BW:60:ASN:ND2	2.40	0.69
5:AE:12:LEU:HD13	5:AE:13:ILE:N	2.06	0.69
56:B9:9:ARG:HB3	56:B9:9:ARG:NH1	2.07	0.69
6:CF:19:LEU:HD11	6:CF:59:TYR:CE1	2.26	0.69
49:B2:38:GLN:HB3	49:B2:44:LEU:O	1.92	0.69
29:BE:101:ARG:CZ	29:BE:171:GLU:HB2	2.21	0.69
1:CA:1194:U:H2'	1:CA:1195:C:C6	2.26	0.69
25:DA:2061:G:OP2	25:DA:2502:G:H5'	1.91	0.69
25:BA:1292:U:H2'	25:BA:1293:C:C6	2.27	0.69
8:AH:103:VAL:CG2	8:AH:110:ALA:HB2	2.22	0.69
1:CA:1293:G:H2'	1:CA:1294:G:C8	2.27	0.69
2:AB:97:TRP:CZ2	2:AB:102:LEU:HD13	2.27	0.69
17:CQ:13:ASP:N	17:CQ:14:LYS:HZ2	1.90	0.69
23:CW:51:C:H2'	23:CW:52:G:O4'	1.92	0.69
41:DU:92:ARG:NE	41:DU:94:ASN:HB3	2.06	0.69
25:BA:2178:C:C5'	27:BC:47:LYS:HE2	2.18	0.69
31:DG:152:LEU:O	31:DG:153:ARG:HB2	1.91	0.69
1:AA:1137:C:H4'	1:AA:1138:G:C2	2.27	0.69
53:B6:19:ARG:O	53:B6:20:ASN:O	2.09	0.69
25:BA:479:A:H4'	25:BA:480:A:H5'	1.73	0.69
8:CH:110:ALA:HB3	8:CH:121:ASP:CB	2.19	0.69
2:AB:114:ARG:NH1	2:AB:118:LEU:HD11	2.06	0.69

Continued on next page...

Continued from previous page...

Atom-1	Atom-2	Interatomic distance (Å)	Clash overlap (Å)
2:AB:122:PHE:HB2	2:AB:139:LYS:HZ2	1.58	0.69
36:BP:65:ARG:HG3	36:BP:65:ARG:NH1	2.05	0.69
2:CB:178:ARG:HH11	2:CB:178:ARG:CB	2.04	0.69
22:CV:12:LYS:CD	22:CV:65:VAL:HB	2.22	0.69
37:BQ:27:VAL:O	37:BQ:28:ALA:HB3	1.91	0.69
36:DP:107:LYS:O	36:DP:109:GLY:N	2.25	0.69
25:DA:2331:G:O4'	47:D0:42:GLY:HA3	1.91	0.69
39:DS:69:VAL:CG1	39:DS:99:LYS:HE3	2.22	0.69
39:DS:69:VAL:HG13	39:DS:99:LYS:HE3	1.73	0.69
12:CL:23:ALA:C	12:CL:24:LEU:HD22	2.11	0.69
25:DA:1194:A:C3'	25:DA:1195:G:H5''	2.22	0.69
25:DA:813:U:H2'	25:DA:814:C:C6	2.27	0.69
1:AA:920:U:H2'	1:AA:921:U:C6	2.26	0.69
55:D8:28:GLY:C	55:D8:32:LEU:HD21	2.12	0.69
18:CR:31:LEU:HD23	18:CR:31:LEU:H	1.55	0.69
26:DB:88:C:H2'	26:DB:89:G:N9	2.07	0.69
29:DE:101:ARG:NE	29:DE:169:ASN:HD21	1.90	0.69
5:CE:37:ARG:HH12	5:CE:112:LEU:HD22	1.55	0.69
1:AA:599:C:H2'	1:AA:600:C:C6	2.27	0.69
1:AA:1442(A):G:C8	40:BT:118:ARG:HD2	2.27	0.69
1:CA:131:C:H2'	1:CA:132:C:C6	2.27	0.69
25:BA:850:C:O3'	50:B3:49:LYS:NZ	2.26	0.69
25:DA:889:C:H1'	25:DA:890:A:O4'	1.91	0.69
25:BA:289:A:H2'	25:BA:290:G:O4'	1.92	0.69
36:DP:86:LYS:HB2	36:DP:118:GLY:HA3	1.73	0.69
3:AC:127:ARG:HH11	3:AC:127:ARG:HG2	1.57	0.69
17:CQ:86:GLU:O	17:CQ:90:ILE:HG12	1.91	0.69
16:AP:9:PHE:HE2	16:AP:18:ARG:HD2	1.57	0.69
35:DO:98:VAL:HG12	35:DO:117:LEU:CD2	2.14	0.69
32:BH:12:PRO:HD2	32:BH:49:VAL:HA	1.74	0.69
25:DA:1668:A:C4'	25:DA:1669:A:H5'	2.19	0.69
1:AA:1030(D):A:H3'	1:AA:1031:G:H8	1.56	0.69
25:DA:275:G:C2'	25:DA:276:A:H4'	2.18	0.69
4:AD:173:TRP:HB3	4:AD:187:ARG:NH1	2.06	0.69
3:CC:35:GLU:HA	3:CC:38:ARG:CD	2.23	0.69
42:BV:18:LEU:CD2	42:BV:19:LYS:H	2.06	0.69
33:BI:48:GLU:HA	33:BI:51:ILE:CG2	2.21	0.69
31:DG:82:LEU:HD22	31:DG:87:PRO:CG	2.21	0.69
10:CJ:9:ARG:O	10:CJ:94:VAL:HG13	1.92	0.69
28:DD:79:VAL:HG11	28:DD:111:LEU:CD1	2.22	0.69
1:AA:1162:C:H2'	1:AA:1163:C:H6	1.56	0.69

Continued on next page...

Continued from previous page...

Atom-1	Atom-2	Interatomic distance (Å)	Clash overlap (Å)
6:CF:48:LEU:HD21	6:CF:60:PHE:HZ	1.56	0.69
29:DE:116:VAL:HG21	29:DE:122:PHE:CD2	2.27	0.69
28:DD:182:LEU:N	28:DD:272:ALA:HB3	2.06	0.69
1:CA:838:G:C2'	1:CA:839:U:H5''	2.22	0.69
49:D2:17:SER:O	49:D2:21:LEU:HB2	1.92	0.69
25:DA:784:A:C5	28:DD:229:VAL:HG21	2.27	0.69
49:B2:46:GLN:OE1	49:B2:46:GLN:HA	1.90	0.69
22:CV:43:ASN:HB3	22:CV:46:THR:O	1.92	0.69
40:DT:112:ARG:NH2	40:DT:113:LYS:HE3	2.06	0.69
25:DA:2104:G:H5'	25:DA:2104:G:N3	2.06	0.69
25:BA:1109:C:C5	25:BA:1110:G:H1'	2.27	0.69
1:CA:1117:G:H21	1:CA:1180:A:H1'	1.58	0.69
1:CA:1237:C:H4'	1:CA:1334:G:N2	2.06	0.69
25:DA:81:G:N2	45:DY:2:ARG:HH12	1.89	0.69
25:BA:2391:G:OP1	55:B8:32:LEU:HD12	1.92	0.69
30:BF:66:PRO:O	30:BF:67:GLN:HB3	1.90	0.69
19:CS:10:PHE:HZ	19:CS:70:LYS:HZ3	1.39	0.69
1:CA:1004:A:O2'	1:CA:1005:A:H5'	1.93	0.69
25:DA:2175:C:H2'	25:DA:2176:A:H5''	1.74	0.69
1:CA:1014:A:N3	1:CA:1219:U:H1'	2.07	0.69
1:AA:1004:A:H2'	1:AA:1037:C:O2	1.93	0.69
26:BB:40:U:H1'	26:BB:45:A:H61	1.57	0.69
6:CF:97:PHE:HD2	18:CR:31:LEU:HD21	1.58	0.69
4:CD:135:LEU:HB2	4:CD:138:TYR:HB2	1.74	0.69
25:DA:652:C:H2'	25:DA:652:C:O2	1.92	0.69
15:CO:39:LEU:HD13	15:CO:56:LEU:HD13	1.74	0.69
12:AL:76:GLU:O	12:AL:77:HIS:HB2	1.92	0.69
45:BY:2:ARG:N	45:BY:4:LYS:HG2	2.08	0.69
46:BZ:60:LEU:H	46:BZ:60:LEU:HD22	1.57	0.69
46:DZ:111:ARG:HG2	46:DZ:111:ARG:HH11	1.57	0.69
16:CP:26:ARG:HD2	16:CP:31:LYS:O	1.92	0.69
28:BD:2:ALA:HB3	28:BD:20:ASP:OD2	1.92	0.69
32:BH:32:GLU:HG2	32:BH:33:LEU:N	2.07	0.69
30:BF:195:ASP:HB2	30:BF:198:ALA:CB	2.21	0.69
3:AC:70:VAL:HG12	3:AC:71:ALA:N	2.07	0.69
45:BY:29:GLU:N	45:BY:29:GLU:OE1	2.26	0.69
27:BC:133:GLY:HA2	27:BC:138:LEU:HD12	1.74	0.69
25:BA:272(I):U:H2'	25:BA:274:G:H8	1.56	0.69
36:BP:97:PRO:HD3	36:BP:126:VAL:O	1.92	0.69
5:AE:41:VAL:CG2	5:AE:113:ALA:HA	2.22	0.69
38:DR:98:LEU:HD12	38:DR:113:LEU:HD23	1.72	0.69

Continued on next page...

Continued from previous page...

Atom-1	Atom-2	Interatomic distance (Å)	Clash overlap (Å)
1:AA:1206:G:H4'	3:AC:192:THR:O	1.92	0.69
5:CE:81:GLU:HB3	5:CE:88:LYS:NZ	2.08	0.69
25:BA:529:A:H62	25:BA:2041:U:H3	1.37	0.69
25:DA:2175:C:H1'	27:DC:219:MET:HA	1.74	0.69
1:CA:624:C:H2'	1:CA:625:G:H8	1.57	0.69
37:DQ:61:GLY:O	46:DZ:177:GLU:HB2	1.91	0.69
28:DD:268:ARG:HB2	28:DD:268:ARG:HH11	1.56	0.69
1:AA:512:U:H2'	1:AA:513:C:C6	2.26	0.69
37:DQ:58:PHE:HD1	37:DQ:58:PHE:O	1.76	0.69
28:BD:73:VAL:HG13	28:BD:120:GLY:HA2	1.75	0.69
25:DA:323:G:H1'	25:DA:1205:U:O2	1.92	0.69
35:DO:1:MET:HB2	35:DO:32:TYR:HB3	1.74	0.69
38:BR:54:LEU:HD23	38:BR:66:VAL:HG23	1.75	0.69
34:DN:76:SER:O	34:DN:78:TYR:N	2.25	0.69
27:BC:184:GLU:CD	27:BC:184:GLU:H	1.95	0.69
23:AW:50:U:H3	23:AW:64:G:H1	1.40	0.69
27:BC:10:ALA:HA	27:BC:13:GLU:OE1	1.93	0.69
41:BU:49:HIS:HA	41:BU:52:ARG:HB2	1.74	0.69
27:BC:62:THR:HG22	27:BC:163:GLU:HG2	1.74	0.69
1:CA:1141:C:H2'	1:CA:1142:G:N7	2.07	0.69
31:DG:128:ARG:C	31:DG:130:ASN:H	1.96	0.69
31:DG:139:LEU:HA	31:DG:144:ILE:HG12	1.74	0.69
16:AP:49:LEU:HD22	16:AP:73:LEU:HD22	1.74	0.69
10:AJ:34:VAL:HG22	10:AJ:74:ILE:HG22	1.72	0.69
2:AB:75:LYS:HE3	2:AB:78:GLN:OE1	1.93	0.69
1:CA:376:G:OP2	16:CP:67:THR:HG21	1.93	0.69
25:DA:8:A:H2'	25:DA:9:U:C5	2.28	0.69
2:AB:68:ILE:CD1	2:AB:161:ALA:HB3	2.22	0.69
31:BG:76:SER:HB3	31:BG:84:LYS:H	1.57	0.69
6:CF:82:ARG:HA	6:CF:82:ARG:HH11	1.57	0.69
30:BF:111:ALA:HB2	30:BF:206:ILE:CG2	2.22	0.69
25:BA:2762:G:C2'	25:BA:2763:G:H5''	2.22	0.69
38:DR:24:GLN:HE22	38:DR:36:THR:HG21	1.56	0.69
1:CA:1277:C:O2'	1:CA:1279:A:H1'	1.93	0.69
1:CA:152:A:H61	1:CA:170:U:H1'	1.57	0.69
28:DD:142:VAL:HG23	28:DD:192:THR:C	2.12	0.69
25:BA:2340:G:O2'	25:BA:2341:G:H5'	1.92	0.69
22:AV:112:GLY:HA2	22:AV:121:LYS:O	1.91	0.69
25:DA:1862:G:O2'	25:DA:1863:G:H5'	1.91	0.69
9:AI:70:LYS:O	9:AI:74:ILE:HG13	1.92	0.69
2:CB:132:LYS:CA	2:CB:135:GLN:HE21	1.99	0.69

Continued on next page...

Continued from previous page...

Atom-1	Atom-2	Interatomic distance (Å)	Clash overlap (Å)
22:CV:163:LEU:N	22:CV:163:LEU:HD23	2.08	0.69
31:DG:56:ALA:HB2	31:DG:153:ARG:CZ	2.23	0.69
45:DY:2:ARG:HD2	45:DY:3:VAL:H	1.58	0.69
16:AP:74:LEU:O	16:AP:79:VAL:HG23	1.92	0.69
10:AJ:4:ILE:HA	10:AJ:100:THR:HG22	1.74	0.69
45:BY:77:PRO:O	45:BY:99:CYS:SG	2.48	0.69
32:DH:127:GLU:HG3	32:DH:128:PRO:HD2	1.75	0.69
53:B6:20:ASN:HB2	53:B6:42:TRP:CD1	2.27	0.69
4:AD:36:ARG:HH11	4:AD:36:ARG:CG	2.04	0.69
1:AA:974:A:H1'	14:AN:31:ARG:NE	2.07	0.69
34:DN:23:LEU:HB3	34:DN:60:ILE:CG2	2.21	0.69
12:AL:87:VAL:HG12	12:AL:89:ASP:H	1.58	0.69
25:BA:528:A:C8	25:BA:528:A:H3'	2.28	0.69
3:CC:132:ARG:O	3:CC:136:GLN:HB2	1.93	0.69
1:CA:460:G:C6	1:CA:470:C:H5''	2.28	0.69
32:DH:68:THR:C	32:DH:70:THR:H	1.95	0.69
26:BB:8:U:H5'	39:BS:17:ARG:HH12	1.57	0.69
25:BA:1408:C:O2'	25:BA:1409:C:H5'	1.92	0.69
1:CA:826:C:H2'	1:CA:827:U:C6	2.26	0.69
34:BN:76:SER:O	34:BN:78:TYR:N	2.26	0.69
48:B1:23:LYS:HD3	48:B1:28:GLY:HA3	1.74	0.69
28:BD:130:ALA:C	28:BD:131:LEU:HD12	2.12	0.69
54:D7:30:VAL:O	54:D7:34:ARG:HG3	1.93	0.69
2:AB:97:TRP:HZ2	2:AB:102:LEU:HD13	1.56	0.69
1:CA:1244:C:H2'	1:CA:1245:A:C8	2.28	0.69
28:DD:176:ARG:HH11	28:DD:176:ARG:HG2	1.58	0.69
25:BA:2875:C:C4'	40:BT:5:ALA:HB2	2.15	0.69
25:BA:176:G:O2'	25:BA:177:G:H5'	1.92	0.69
46:DZ:94:PRO:HA	46:DZ:127:VAL:O	1.92	0.69
1:CA:1347:G:N2	1:CA:1373:G:H2'	2.08	0.69
22:CV:110:ALA:HB2	22:CV:125:PRO:HD3	1.74	0.69
25:BA:2371:G:H4'	53:B6:45:LYS:HG3	1.75	0.69
18:CR:44:LEU:HD11	18:CR:79:LEU:HD22	1.73	0.69
25:DA:847:U:HO2'	25:DA:848:G:H5'	1.56	0.69
25:DA:924:C:H2'	25:DA:925:C:C6	2.28	0.69
27:BC:128:LEU:HB3	27:BC:132:LEU:HD21	1.73	0.69
4:AD:50:ARG:HB3	4:AD:50:ARG:HH11	1.55	0.69
28:BD:77:ALA:HB2	28:BD:97:TYR:CD2	2.27	0.69
32:DH:109:PHE:HE1	32:DH:152:ARG:HG2	1.58	0.69
40:BT:27:THR:CG2	40:BT:28:VAL:H	2.05	0.69
1:AA:502:G:H2'	1:AA:503:C:C6	2.27	0.69

Continued on next page...

Continued from previous page...

Atom-1	Atom-2	Interatomic distance (Å)	Clash overlap (Å)
31:BG:47:LYS:HD3	31:BG:82:LEU:CG	2.22	0.69
15:CO:70:LEU:HD23	15:CO:78:TYR:HA	1.74	0.69
22:CV:11:THR:HG22	22:CV:12:LYS:N	2.08	0.69
10:AJ:50:ILE:N	10:AJ:50:ILE:HD13	2.07	0.69
39:DS:99:LYS:O	39:DS:101:LEU:HD12	1.92	0.69
39:DS:15:ARG:HB3	39:DS:18:ILE:HG21	1.75	0.69
25:DA:1685:C:H2'	25:DA:1686:C:C5'	2.22	0.69
25:BA:528:A:O2'	25:BA:529:A:H5'	1.93	0.69
1:CA:255:G:H1'	17:CQ:16:GLN:NE2	2.07	0.69
1:CA:537:G:H5''	12:CL:110:ARG:NH1	2.08	0.69
28:DD:80:ALA:HB2	28:DD:96:HIS:HD2	1.57	0.69
5:AE:57:LYS:HE2	5:AE:61:TYR:OH	1.92	0.69
1:AA:625:G:H2'	1:AA:626:U:C6	2.27	0.69
9:AI:18:PHE:CD1	9:AI:62:TYR:HD2	2.09	0.69
6:AF:86:ARG:O	6:AF:87:ARG:HG2	1.91	0.69
31:BG:98:ARG:HA	31:BG:101:ILE:HD12	1.75	0.69
22:AV:84:ASP:C	22:AV:86:GLU:H	1.94	0.69
1:CA:45:U:H2'	1:CA:46:G:H8	1.55	0.69
37:DQ:78:PRO:HD2	37:DQ:81:VAL:HG11	1.72	0.69
25:DA:935:C:H2'	25:DA:936:C:C6	2.28	0.69
6:AF:6:VAL:C	6:AF:7:ASN:HD22	1.96	0.69
25:BA:2563:U:O2'	35:BO:28:SER:HB2	1.93	0.69
17:CQ:27:PHE:HE1	17:CQ:36:ILE:HD11	1.57	0.69
27:BC:165:ARG:CB	27:BC:165:ARG:HH11	2.06	0.69
28:BD:12:SER:C	28:BD:14:ARG:H	1.94	0.69
23:AW:28:C:O2'	23:AW:29:G:H5'	1.93	0.69
25:BA:518:G:H4'	43:BW:18:ARG:NH1	2.08	0.69
29:BE:1:MET:HB2	29:BE:83:ASP:O	1.91	0.69
13:CM:102:ARG:O	13:CM:107:ALA:HB2	1.93	0.69
45:DY:23:ARG:HH21	45:DY:40:GLU:CB	2.06	0.69
54:D7:2:LYS:N	54:D7:2:LYS:HD2	2.07	0.69
25:BA:481:G:H1'	25:BA:506:G:N2	2.08	0.69
2:CB:188:ALA:O	2:CB:189:ASP:HB3	1.93	0.69
25:DA:1458:C:H4'	25:DA:1459:G:O5'	1.91	0.69
13:AM:108:ARG:HH11	13:AM:108:ARG:HA	1.58	0.69
43:DW:18:ARG:HG2	43:DW:76:VAL:HG11	1.75	0.69
1:AA:1412:C:H2'	1:AA:1413:A:C8	2.28	0.69
56:D9:26:ILE:N	56:D9:26:ILE:HD12	2.08	0.69
21:AU:10:ARG:HA	21:AU:13:ILE:HD12	1.75	0.69
2:CB:80:ILE:HD13	2:CB:211:ILE:CG2	2.22	0.69
20:AT:42:GLN:HG3	20:AT:43:LEU:CD2	2.18	0.69

Continued on next page...

Continued from previous page...

Atom-1	Atom-2	Interatomic distance (Å)	Clash overlap (Å)
31:DG:122:PRO:HD3	31:DG:181:ARG:HB3	1.74	0.69
29:DE:48:GLN:CD	29:DE:78:LEU:HD13	2.12	0.69
3:AC:29:TYR:O	3:AC:33:LEU:HB2	1.93	0.69
25:BA:1348:G:C2'	25:BA:1349:A:H5''	2.23	0.69
10:AJ:6:ILE:HG12	10:AJ:72:VAL:O	1.93	0.69
1:CA:1295:G:H21	1:CA:1302:U:H3	1.40	0.69
1:AA:501:C:H2'	1:AA:502:G:C8	2.25	0.69
4:AD:57:ARG:HH11	4:AD:57:ARG:HG3	1.57	0.69
27:BC:119:ASP:OD2	27:BC:148:PHE:HE1	1.76	0.69
30:BF:22:ALA:CA	30:BF:26:ALA:HB2	2.21	0.69
25:DA:574:C:N3	29:DE:145:LYS:HE2	2.08	0.69
1:CA:1452:C:H1'	1:CA:1456:G:N2	2.08	0.69
45:BY:42:VAL:HG12	45:BY:65:ALA:HB3	1.75	0.69
16:CP:13:HIS:C	16:CP:15:PRO:HD3	2.12	0.69
47:B0:22:VAL:HA	47:B0:37:VAL:HG22	1.74	0.69
25:DA:2892:A:H3'	25:DA:2893:G:H5''	1.73	0.69
6:AF:77:ARG:HG3	6:AF:78:GLU:N	2.06	0.69
37:DQ:58:PHE:CD1	37:DQ:58:PHE:O	2.46	0.69
25:DA:2537:U:H2'	25:DA:2538:C:H6	1.58	0.69
48:D1:50:ARG:HG2	48:D1:50:ARG:HH11	1.57	0.69
25:DA:784:A:N7	28:DD:229:VAL:HG21	2.08	0.69
1:CA:600:C:H2'	1:CA:601:C:H6	1.58	0.69
25:DA:688:U:H5'	25:DA:1780:A:C2	2.28	0.69
1:CA:556:C:O2'	1:CA:557:G:H5'	1.93	0.69
1:AA:881:G:P	12:AL:9:ARG:HH22	2.16	0.69
25:BA:110:G:O2'	25:BA:111:A:H5'	1.92	0.69
33:DI:83:ALA:CB	33:DI:88:ILE:HA	2.23	0.69
25:BA:907:U:OP1	37:BQ:24:GLY:N	2.26	0.69
36:BP:48:PRO:HG2	36:BP:49:ARG:N	2.07	0.69
41:DU:24:TYR:HB2	41:DU:29:SER:HB3	1.74	0.69
44:DX:27:THR:HG22	44:DX:80:ILE:CB	2.16	0.69
25:DA:2631:G:N3	25:DA:2810:A:H2	1.91	0.69
30:BF:4:VAL:H	30:BF:19:GLU:CB	2.05	0.69
36:BP:85:LEU:CD2	36:BP:85:LEU:H	2.06	0.69
20:CT:21:LYS:O	20:CT:25:ARG:HB2	1.91	0.69
13:AM:101:GLN:HE21	13:AM:101:GLN:N	1.91	0.69
3:CC:19:GLU:HA	3:CC:54:ARG:HH22	1.58	0.69
47:D0:71:ASP:C	47:D0:72:ARG:HG2	2.12	0.69
2:CB:122:PHE:HA	2:CB:139:LYS:HZ2	1.57	0.69
39:DS:35:ILE:H	39:DS:53:SER:HB3	1.55	0.69
33:BI:133:HIS:O	33:BI:134:PRO:C	2.30	0.69

Continued on next page...

Continued from previous page...

Atom-1	Atom-2	Interatomic distance (Å)	Clash overlap (Å)
1:CA:191:G:C4	20:CT:105:SER:HB3	2.28	0.69
1:CA:1163:C:H2'	1:CA:1164:G:C8	2.28	0.69
25:DA:1026:U:O2'	25:DA:1027:A:H5'	1.93	0.69
25:DA:2695:C:H2'	25:DA:2696:U:C6	2.28	0.69
6:AF:61:LEU:HD23	6:AF:63:TYR:OH	1.92	0.69
12:AL:107:VAL:HG23	12:AL:117:TYR:HB3	1.74	0.69
25:BA:2531:A:H2	25:BA:2658:C:O2	1.76	0.69
33:DI:3:VAL:HG12	33:DI:38:LEU:HA	1.73	0.69
2:CB:179:LYS:HA	8:CH:72:PRO:HD3	1.75	0.69
25:DA:83:G:N2	25:DA:102:G:H2'	2.08	0.69
25:BA:1935:G:H1'	25:BA:1964:G:N2	2.08	0.69
25:BA:2533:A:H2'	25:BA:2534:A:H5''	1.74	0.69
1:AA:309:G:H2'	1:AA:310:G:H8	1.58	0.69
1:CA:477:A:O2'	1:CA:479:C:H5'	1.93	0.69
34:BN:68:GLU:HG2	34:BN:88:GLU:CD	2.13	0.69
25:BA:1951:U:H2'	25:BA:1953:A:OP2	1.93	0.69
2:CB:185:ILE:HD12	2:CB:185:ILE:H	1.59	0.68
2:CB:200:ILE:HG22	2:CB:202:PRO:HD3	1.74	0.68
42:DV:18:LEU:HD13	42:DV:19:LYS:N	2.08	0.68
1:CA:1342:C:H1'	9:CI:124:GLN:HE22	1.54	0.68
41:BU:93:LYS:HA	41:BU:96:ALA:HB3	1.74	0.68
42:BV:38:LEU:O	42:BV:51:VAL:HG13	1.93	0.68
31:DG:39:ILE:HD11	31:DG:155:MET:CG	2.11	0.68
3:AC:64:VAL:HG22	3:AC:99:VAL:HA	1.74	0.68
25:BA:1396:U:C1'	25:BA:1397:U:C6	2.74	0.68
1:AA:1131:G:H1	1:AA:1143:G:H21	1.39	0.68
10:AJ:32:ALA:H	10:AJ:76:ASN:HB2	1.58	0.68
36:BP:85:LEU:HD23	36:BP:85:LEU:H	1.58	0.68
31:BG:81:LYS:O	31:BG:82:LEU:O	2.11	0.68
40:DT:92:GLY:C	40:DT:94:ALA:H	1.96	0.68
1:AA:1203:C:O2'	1:AA:1204:A:H5'	1.93	0.68
1:CA:1026:G:H2'	1:CA:1026:G:N3	2.07	0.68
30:DF:156:LEU:HD12	30:DF:157:VAL:N	2.08	0.68
1:AA:667:G:H4'	15:AO:51:HIS:CE1	2.27	0.68
25:BA:1040:C:H2'	25:BA:1041:C:O4'	1.94	0.68
36:DP:71:VAL:HG12	36:DP:72:PRO:HD3	1.76	0.68
25:DA:932:G:H4'	25:DA:933:A:O5'	1.93	0.68
25:BA:141:A:H1'	25:BA:1408:C:O2'	1.92	0.68
25:BA:1300:U:H4'	25:BA:1301:A:O5'	1.94	0.68
29:DE:101:ARG:HH21	29:DE:171:GLU:N	1.91	0.68
12:AL:107:VAL:HG21	12:AL:117:TYR:HD2	1.57	0.68

Continued on next page...

Continued from previous page...

Atom-1	Atom-2	Interatomic distance (Å)	Clash overlap (Å)
26:BB:65:C:O2'	26:BB:66:A:H5'	1.94	0.68
27:BC:68:GLY:H	27:BC:181:PHE:HZ	1.41	0.68
30:BF:124:LEU:O	30:BF:193:VAL:HA	1.93	0.68
15:CO:56:LEU:O	15:CO:60:VAL:HG23	1.92	0.68
25:DA:2082:A:H2'	25:DA:2083:G:O4'	1.93	0.68
9:AI:8:GLY:HA3	9:AI:76:ALA:O	1.93	0.68
22:AV:78:GLU:O	22:AV:95:ARG:HG3	1.92	0.68
39:BS:34:HIS:CE1	39:BS:54:LEU:HB2	2.28	0.68
50:D3:29:ARG:HH11	50:D3:29:ARG:HB2	1.55	0.68
28:BD:44:ASN:CB	28:BD:49:ILE:HA	2.23	0.68
45:DY:47:LYS:HA	45:DY:60:PHE:CZ	2.28	0.68
28:BD:30:GLU:OE1	28:BD:30:GLU:N	2.25	0.68
28:BD:31:LYS:CE	28:BD:94:LEU:HD11	2.23	0.68
28:DD:44:ASN:HB2	28:DD:48:ARG:O	1.92	0.68
10:CJ:54:PHE:CG	10:CJ:55:LYS:HE3	2.27	0.68
25:DA:882:G:H2'	25:DA:883:G:H8	1.58	0.68
1:CA:253:U:H2'	1:CA:254:G:H8	1.57	0.68
1:CA:1062:U:H2'	1:CA:1063:C:C5	2.27	0.68
28:DD:145:VAL:HG12	28:DD:146:GLU:O	1.93	0.68
1:AA:539:A:H2'	1:AA:540:G:H8	1.57	0.68
4:CD:104:VAL:HG21	4:CD:140:VAL:HG21	1.76	0.68
1:AA:437:U:OP1	4:AD:155:LEU:HD22	1.94	0.68
22:AV:45:GLU:H	22:AV:45:GLU:CD	1.96	0.68
25:BA:142:A:H8	25:BA:1595:G:H21	1.40	0.68
23:CW:19:G:H3'	23:CW:20:U:H5'	1.75	0.68
52:D5:37:LYS:HG3	52:D5:38:ALA:N	2.07	0.68
7:AG:32:ARG:O	7:AG:33:ASP:HB2	1.93	0.68
46:DZ:118:GLU:HB2	46:DZ:121:ARG:HG2	1.73	0.68
46:DZ:16:ALA:HA	46:DZ:19:ARG:HD2	1.76	0.68
34:BN:2:LYS:NZ	41:BU:95:LEU:HD21	2.08	0.68
1:AA:1324:A:H4'	1:AA:1362:C:O3'	1.93	0.68
40:BT:32:TYR:HB2	40:BT:81:PRO:HB3	1.73	0.68
27:DC:73:VAL:HA	27:DC:112:ASP:CG	2.14	0.68
29:BE:89:ASP:O	29:BE:90:THR:HB	1.92	0.68
1:CA:1305:G:H22	1:CA:1331:G:C2'	2.03	0.68
2:AB:113:HIS:O	2:AB:117:GLU:HG3	1.93	0.68
29:DE:111:ARG:HA	38:DR:2:ARG:HB2	1.74	0.68
22:CV:12:LYS:O	22:CV:63:ILE:HG12	1.93	0.68
45:DY:96:ILE:HG12	45:DY:99:CYS:HB2	1.75	0.68
39:DS:53:SER:OG	39:DS:54:LEU:HD22	1.94	0.68
1:AA:67:C:H2'	1:AA:68:G:H8	1.57	0.68

Continued on next page...

Continued from previous page...

Atom-1	Atom-2	Interatomic distance (Å)	Clash overlap (Å)
16:CP:14:ASN:N	16:CP:15:PRO:HD3	2.08	0.68
1:CA:757:U:O2'	1:CA:758:G:H5'	1.94	0.68
25:BA:71:A:H5'	25:BA:71:A:C8	2.28	0.68
29:DE:80:GLU:O	29:DE:81:ILE:HD13	1.93	0.68
1:CA:495:A:H4'	1:CA:496:A:O5'	1.92	0.68
25:BA:1713:U:O2'	25:BA:1714:G:H5'	1.94	0.68
46:BZ:60:LEU:N	46:BZ:60:LEU:HD22	2.08	0.68
25:BA:1952:A:C5	35:BO:22:ILE:HD12	2.28	0.68
32:BH:40:GLU:O	32:BH:41:MET:HB2	1.92	0.68
3:AC:182:ILE:HG23	3:AC:202:ILE:O	1.93	0.68
25:DA:1907:G:O2'	25:DA:1908:C:H5'	1.92	0.68
43:BW:111:HIS:CG	43:BW:112:GLY:H	2.11	0.68
1:AA:1446:U:H3	1:AA:1452:C:HO2'	1.41	0.68
39:BS:92:TYR:CD1	39:BS:93:LYS:N	2.61	0.68
25:BA:2645:G:C3'	25:BA:2646:C:H5'	2.16	0.68
26:DB:41:U:C5	31:DG:69:ALA:HB1	2.28	0.68
36:DP:5:ASP:OD2	36:DP:6:LEU:HD23	1.93	0.68
32:DH:163:TYR:N	32:DH:163:TYR:CD1	2.61	0.68
25:BA:2392:A:OP2	55:B8:31:HIS:HE1	1.76	0.68
40:BT:85:LYS:NZ	40:BT:85:LYS:HA	2.09	0.68
5:AE:113:ALA:HB3	5:AE:115:VAL:HG23	1.75	0.68
42:BV:15:GLU:HB3	42:BV:16:PRO:HD2	1.73	0.68
12:CL:99:ARG:HB2	12:CL:117:TYR:HA	1.76	0.68
25:DA:1174:A:H5''	25:DA:1175:U:H5'	1.76	0.68
26:DB:15:A:H5'	26:DB:16:G:C8	2.25	0.68
22:AV:103:PHE:N	22:AV:103:PHE:CD1	2.59	0.68
1:CA:797:C:O2'	1:CA:798:G:H5'	1.93	0.68
25:BA:2543:G:H2'	25:BA:2544:G:H8	1.57	0.68
25:DA:2795:G:N3	25:DA:2795:G:H2'	2.07	0.68
1:CA:1411:C:H2'	1:CA:1412:C:H6	1.57	0.68
55:B8:43:GLN:C	55:B8:44:LYS:HD2	2.13	0.68
25:BA:1204:A:N6	25:BA:1240:U:H2'	2.08	0.68
34:BN:42:TRP:HA	34:BN:48:MET:HE1	1.75	0.68
25:BA:518:G:H4'	43:BW:18:ARG:HH11	1.56	0.68
1:CA:1423:G:H5'	35:DO:49:ARG:NH2	2.07	0.68
25:DA:225:A:H2'	25:DA:226:G:H5'	1.73	0.68
25:BA:1215:G:O2'	25:BA:1216:G:H5'	1.93	0.68
7:CG:21:VAL:HG23	7:CG:22:LEU:H	1.58	0.68
27:DC:54:ARG:HB3	27:DC:54:ARG:NH1	2.08	0.68
33:BI:88:ILE:HG12	33:BI:122:GLU:N	2.09	0.68
2:CB:185:ILE:N	2:CB:185:ILE:HD12	2.08	0.68

Continued on next page...

Continued from previous page...

Atom-1	Atom-2	Interatomic distance (Å)	Clash overlap (Å)
25:DA:861:A:H2'	25:DA:862:G:O4'	1.93	0.68
25:DA:951:C:O2'	25:DA:952:G:H5'	1.93	0.68
25:BA:2178:C:H5''	27:BC:47:LYS:CE	2.19	0.68
7:CG:12:LEU:HD11	7:CG:25:ALA:HB2	1.75	0.68
34:BN:2:LYS:HZ3	41:BU:95:LEU:HD21	1.58	0.68
31:DG:106:LEU:O	31:DG:110:ALA:HB3	1.94	0.68
25:BA:1297:C:OP1	25:BA:2710:C:H4'	1.93	0.68
29:BE:34:VAL:HG21	29:BE:78:LEU:HD22	1.74	0.68
33:DI:4:ILE:HG12	33:DI:18:VAL:HG22	1.76	0.68
1:AA:1053:G:H5''	1:AA:1200:C:H41	1.59	0.68
33:BI:8:PRO:O	33:BI:9:LEU:HD23	1.92	0.68
31:DG:48:GLU:O	31:DG:51:ARG:HG2	1.93	0.68
2:AB:8:LYS:N	2:AB:8:LYS:HD3	2.09	0.68
25:DA:1494:A:C2'	25:DA:1495:A:H5''	2.23	0.68
30:BF:140:LEU:HD13	30:BF:170:LEU:HD21	1.74	0.68
25:DA:1257:C:H5'	30:DF:75:HIS:NE2	2.07	0.68
27:BC:60:ARG:NE	27:BC:165:ARG:HD2	2.08	0.68
7:AG:115:ARG:O	7:AG:118:VAL:HG22	1.93	0.68
1:AA:853:G:O2'	1:AA:854:G:H5'	1.94	0.68
27:BC:195:ARG:HD2	27:BC:198:GLU:OE1	1.93	0.68
27:BC:57:GLN:HG2	27:BC:202:PRO:HB2	1.74	0.68
1:AA:324:G:OP1	20:AT:70:SER:HB3	1.92	0.68
25:DA:2556:C:H2'	25:DA:2557:G:O4'	1.93	0.68
13:AM:91:ARG:HB3	13:AM:98:VAL:HG22	1.74	0.68
46:DZ:134:GLU:O	46:DZ:135:PHE:HB3	1.93	0.68
48:D1:46:LEU:CD2	48:D1:46:LEU:H	2.06	0.68
7:CG:113:GLU:HB2	7:CG:119:ARG:HG2	1.76	0.68
21:CU:25:LYS:NZ	21:CU:25:LYS:HB2	2.08	0.68
42:BV:39:LEU:HB3	42:BV:47:VAL:CG1	2.23	0.68
2:CB:132:LYS:O	2:CB:136:VAL:HG23	1.93	0.68
30:DF:153:SER:OG	30:DF:190:GLU:HG3	1.92	0.68
45:BY:26:LYS:HG2	45:BY:27:VAL:N	2.04	0.68
2:AB:11:LEU:HB3	2:AB:213:LEU:HD11	1.74	0.68
1:AA:417:C:O2'	1:AA:418:C:H5'	1.93	0.68
25:BA:364:C:C2'	25:BA:365:C:H5''	2.24	0.68
9:CI:49:PRO:HA	9:CI:101:PHE:CE1	2.29	0.68
48:B1:53:VAL:HG11	48:B1:90:ILE:HG21	1.74	0.68
14:CN:6:LEU:HB3	14:CN:23:ARG:HH21	1.58	0.68
27:DC:80:LYS:HZ1	31:DG:49:ASP:H	1.41	0.68
25:DA:626:U:H5'	25:DA:627:A:C5'	2.23	0.68
1:CA:1030(A):G:H2'	1:CA:1030(C):G:OP2	1.93	0.68

Continued on next page...

Continued from previous page...

Atom-1	Atom-2	Interatomic distance (Å)	Clash overlap (Å)
36:BP:24:GLY:O	36:BP:25:SER:HB2	1.94	0.68
6:CF:86:ARG:O	6:CF:87:ARG:HB2	1.93	0.68
25:BA:2829:C:H2'	25:BA:2830:G:C8	2.24	0.68
1:AA:544:G:H2'	1:AA:545:C:H6	1.58	0.68
52:B5:51:TYR:O	52:B5:52:TYR:C	2.32	0.68
1:AA:1074:G:O2'	2:AB:103:THR:HG21	1.92	0.68
22:AV:126:THR:O	22:AV:127:VAL:HB	1.92	0.68
11:CK:22:HIS:HB3	11:CK:29:ILE:HG23	1.76	0.68
1:CA:1412:C:H2'	1:CA:1413:A:C8	2.28	0.68
7:CG:64:GLN:HE21	7:CG:68:ASN:HD22	1.38	0.68
29:BE:174:ASP:OD2	29:BE:175:VAL:N	2.27	0.68
1:AA:1456:G:N3	1:AA:1456:G:H5''	2.08	0.68
25:BA:1360:A:H5'	25:BA:1361:G:OP2	1.92	0.68
25:BA:271(E):U:H2'	25:BA:271(F):C:C6	2.28	0.68
25:DA:2691:C:O2'	25:DA:2692:C:H5'	1.94	0.68
1:AA:1010:G:H2'	1:AA:1011:G:C8	2.29	0.68
44:DX:63:LYS:HA	44:DX:72:LYS:HA	1.76	0.68
40:BT:11:GLU:OE2	40:BT:11:GLU:N	2.26	0.68
1:AA:575:G:OP1	1:AA:575:G:H4'	1.92	0.68
2:CB:75:LYS:HA	2:CB:78:GLN:HB2	1.76	0.68
25:DA:2615:U:C2	52:D5:7:PRO:HA	2.28	0.68
56:D9:7:VAL:HG13	56:D9:34:GLN:NE2	2.07	0.68
1:AA:1251:A:O2'	1:AA:1252:A:H5'	1.92	0.68
32:BH:43:VAL:O	32:BH:43:VAL:HG23	1.94	0.68
46:DZ:124:LEU:O	46:DZ:163:ALA:HB3	1.94	0.68
46:DZ:90:LEU:H	46:DZ:90:LEU:HD12	1.59	0.68
2:CB:204:ASN:C	2:CB:204:ASN:HD22	1.95	0.68
20:AT:50:GLU:O	20:AT:54:LYS:HB2	1.93	0.68
48:D1:67:ILE:N	48:D1:68:PRO:HD2	2.09	0.68
41:BU:91:ASP:CG	41:BU:96:ALA:HB2	2.14	0.68
25:BA:997:G:OP1	41:BU:93:LYS:HD3	1.93	0.68
1:AA:957:U:H1'	1:AA:960:U:N3	2.08	0.68
49:D2:65:ASN:ND2	49:D2:69:ARG:HH12	1.92	0.68
25:DA:280:C:N4	25:DA:360:G:H1	1.90	0.68
25:BA:2101:G:H2'	25:BA:2102:U:C5'	2.18	0.68
40:BT:83:ILE:HG13	40:BT:84:GLN:HG2	1.76	0.68
3:AC:46:GLU:O	3:AC:47:LEU:HB3	1.93	0.68
35:BO:75:SER:HA	40:BT:75:ILE:O	1.93	0.68
25:BA:2175:C:C3'	25:BA:2176:A:H5''	2.23	0.68
35:BO:97:ARG:HH11	35:BO:97:ARG:HG3	1.58	0.68
5:AE:137:GLU:O	5:AE:141:GLN:HG3	1.93	0.68

Continued on next page...

Continued from previous page...

Atom-1	Atom-2	Interatomic distance (Å)	Clash overlap (Å)
27:DC:223:VAL:O	27:DC:225:ILE:HG23	1.93	0.68
34:DN:15:LEU:HB3	34:DN:136:GLU:HA	1.75	0.68
10:CJ:39:PRO:HA	10:CJ:70:ARG:HA	1.74	0.68
1:AA:613:C:H2'	1:AA:614:A:C8	2.29	0.68
36:DP:111:ARG:HA	36:DP:128:HIS:ND1	2.08	0.68
11:AK:101:SER:OG	11:AK:103:LEU:HD23	1.94	0.68
1:CA:112:G:N2	1:CA:354:G:H5'	2.09	0.68
14:CN:13:THR:N	14:CN:14:PRO:CD	2.57	0.68
2:AB:170:GLU:O	2:AB:174:VAL:HG23	1.94	0.68
43:DW:8:ARG:HG3	43:DW:8:ARG:NH1	2.07	0.68
1:AA:601:C:H2'	1:AA:602:A:H8	1.58	0.68
35:BO:14:THR:HG22	35:BO:52:VAL:HG11	1.74	0.68
30:DF:72:ARG:NH1	30:DF:72:ARG:HB3	2.08	0.68
27:BC:60:ARG:HD3	27:BC:165:ARG:HB3	1.75	0.68
1:CA:243:A:H4'	1:CA:244:U:O5'	1.94	0.68
1:CA:708:C:H2'	1:CA:709:G:H8	1.58	0.68
50:B3:8:LEU:HB2	50:B3:28:LEU:HD13	1.75	0.68
32:DH:71:LEU:H	32:DH:74:ASN:ND2	1.92	0.68
37:DQ:133:ARG:HH11	37:DQ:133:ARG:HG3	1.59	0.68
25:DA:1829:A:H8	25:DA:1829:A:H5'	1.57	0.68
14:CN:50:LYS:HE3	14:CN:52:GLN:HE22	1.58	0.68
25:DA:1316:U:O2'	25:DA:1317:A:H5'	1.93	0.68
1:AA:1060:C:C5	3:AC:2:GLY:HA2	2.28	0.68
2:CB:23:ARG:O	2:CB:23:ARG:HD2	1.94	0.68
25:DA:911:A:H2'	37:DQ:9:TYR:OH	1.93	0.68
25:BA:610:G:H2'	25:BA:611:C:C6	2.29	0.68
1:CA:1117:G:N2	1:CA:1180:A:H1'	2.07	0.68
1:CA:1179:A:H5''	9:CI:102:LEU:HD12	1.76	0.68
9:CI:15:ALA:HB2	9:CI:65:VAL:HB	1.74	0.68
34:BN:40:PRO:HB3	41:BU:68:ALA:HB2	1.76	0.68
41:BU:65:ILE:HD11	41:BU:96:ALA:CB	2.23	0.68
1:CA:1131:G:H2'	1:CA:1132:C:C6	2.29	0.68
3:AC:92:ALA:CA	3:AC:99:VAL:HG11	2.24	0.68
52:B5:4:HIS:CB	52:B5:5:PRO:CD	2.69	0.68
3:CC:76:VAL:HG12	3:CC:83:ARG:NH2	2.08	0.68
1:AA:1125:U:O4	10:AJ:5:ARG:HD3	1.93	0.68
25:DA:1042:G:H1'	25:DA:1115:G:N2	2.09	0.68
1:AA:1500:A:O2'	1:AA:1501:C:H5'	1.92	0.68
1:AA:1121:U:H2'	1:AA:1122:U:C6	2.28	0.68
5:AE:73:ASN:O	5:AE:75:THR:N	2.27	0.68
25:DA:271(I):G:H3'	25:DA:271(J):C:C6	2.27	0.68

Continued on next page...

Continued from previous page...

Atom-1	Atom-2	Interatomic distance (Å)	Clash overlap (Å)
25:BA:674:G:O2'	30:BF:74:ARG:HD3	1.94	0.68
39:DS:34:HIS:CD2	39:DS:54:LEU:HB2	2.29	0.68
39:DS:96:GLY:O	39:DS:98:VAL:N	2.22	0.68
33:BI:129:THR:O	33:BI:130:TYR:HB2	1.92	0.68
25:DA:2175:C:C3'	25:DA:2176:A:H5''	2.23	0.68
28:DD:31:LYS:HZ2	28:DD:33:LEU:HD22	1.58	0.68
1:AA:40:C:H2'	1:AA:41:G:H8	1.59	0.68
37:DQ:47:ILE:C	37:DQ:49:ALA:H	1.97	0.68
46:BZ:22:LYS:N	46:BZ:22:LYS:HD2	2.09	0.68
25:DA:1803:A:H4'	28:DD:259:THR:CG2	2.24	0.68
10:AJ:29:ARG:NH2	10:AJ:30:SER:HB3	2.08	0.68
10:AJ:82:ILE:HG23	10:AJ:86:MET:SD	2.34	0.68
44:DX:53:LYS:HB3	44:DX:82:GLN:HB3	1.76	0.68
1:AA:448:A:H2'	1:AA:449:C:H6	1.58	0.68
25:DA:141:A:H8	25:DA:1408:C:HO2'	1.42	0.68
7:AG:76:ARG:HD3	7:AG:89:MET:SD	2.34	0.68
44:DX:44:GLU:O	44:DX:48:LYS:HA	1.94	0.68
25:DA:1151:G:H2'	25:DA:1152:C:C6	2.29	0.68
2:CB:72:GLY:HA2	2:CB:165:VAL:HG21	1.76	0.68
25:DA:906:G:H5'	25:DA:907:U:OP2	1.94	0.68
23:AW:37:A:H3'	23:AW:38:A:H8	1.59	0.68
48:D1:13:ILE:HD11	48:D1:42:GLN:OE1	1.94	0.68
8:CH:14:ARG:O	8:CH:18:ARG:HD3	1.94	0.68
56:D9:10:ILE:HB	56:D9:32:HIS:HD2	1.58	0.68
50:D3:6:VAL:HG12	50:D3:56:VAL:HA	1.75	0.68
41:DU:79:PHE:HE2	41:DU:83:LEU:HD22	1.57	0.68
1:AA:1223:C:O3'	1:AA:1223:C:C4'	2.41	0.68
30:DF:101:LEU:O	30:DF:106:ARG:NH1	2.27	0.68
36:BP:125:VAL:HG23	36:BP:125:VAL:O	1.94	0.68
3:CC:124:ILE:CG2	3:CC:189:ALA:HB1	2.23	0.68
5:AE:41:VAL:HG21	5:AE:113:ALA:HA	1.74	0.68
25:BA:271(S):G:H2'	25:BA:271(T):C:H6	1.58	0.68
10:CJ:80:LYS:O	10:CJ:84:GLN:NE2	2.27	0.68
1:AA:438:G:H4'	4:AD:123:HIS:ND1	2.08	0.68
1:AA:490:G:O2'	1:AA:491:G:H5'	1.92	0.68
1:CA:1174:G:H2'	1:CA:1175:G:C8	2.29	0.68
43:DW:5:ALA:HB2	43:DW:105:VAL:HB	1.75	0.68
4:CD:162:LEU:HD12	4:CD:181:MET:HE3	1.75	0.68
30:BF:134:GLY:N	30:BF:162:LEU:HG	2.08	0.68
8:CH:97:VAL:HG13	8:CH:98:LYS:N	2.08	0.68
46:BZ:7:TYR:HB2	46:BZ:37:TYR:CE2	2.29	0.68

Continued on next page...

Continued from previous page...

Atom-1	Atom-2	Interatomic distance (Å)	Clash overlap (Å)
19:AS:29:ARG:O	19:AS:31:ILE:HG22	1.93	0.68
1:AA:965:A:O2'	1:AA:966:G:H5'	1.93	0.68
25:DA:2691:C:H6	25:DA:2691:C:H5'	1.59	0.68
49:D2:5:GLU:O	49:D2:8:LYS:HB2	1.92	0.68
10:CJ:32:ALA:HB3	10:CJ:75:ILE:HG13	1.76	0.68
1:CA:57:G:H2'	1:CA:58:C:C6	2.29	0.68
46:BZ:180:GLU:CD	46:BZ:180:GLU:H	1.97	0.68
15:AO:55:GLY:HA2	15:AO:58:MET:HE3	1.75	0.68
25:BA:229:A:H3'	25:BA:230:U:H5'	1.76	0.68
25:DA:404:C:H4'	25:DA:405:U:H5'	1.75	0.68
33:BI:144:VAL:HG23	33:BI:145:VAL:N	2.09	0.68
1:AA:1115:C:H2'	1:AA:1116:C:C6	2.28	0.68
26:DB:91:C:H2'	26:DB:92:C:C6	2.29	0.68
44:DX:7:VAL:CG1	44:DX:39:ILE:HD13	2.24	0.68
25:DA:557:U:H2'	25:DA:558:G:C8	2.29	0.68
27:BC:71:LYS:C	27:BC:73:VAL:H	1.97	0.68
12:CL:38:ARG:HB3	12:CL:38:ARG:HH11	1.57	0.68
1:AA:1030(A):G:H2'	1:AA:1030(C):G:OP2	1.94	0.68
3:CC:43:LEU:N	3:CC:43:LEU:HD12	2.09	0.68
8:AH:5:PRO:O	8:AH:8:ASP:HB3	1.93	0.68
1:CA:734:G:H21	18:CR:75:ILE:HD11	1.58	0.68
10:CJ:83:GLU:C	10:CJ:85:LEU:H	1.98	0.68
40:DT:54:ARG:HG2	40:DT:54:ARG:HH11	1.59	0.68
19:AS:46:GLY:HA2	19:AS:61:TYR:CE1	2.28	0.68
38:BR:117:VAL:HG12	38:BR:118:GLU:N	2.09	0.68
25:DA:1464:C:H2'	25:DA:1465:G:H8	1.59	0.68
40:BT:117:ASP:O	40:BT:121:ILE:HB	1.94	0.68
25:BA:910:A:C5	37:BQ:13:GLN:HG3	2.29	0.68
33:DI:38:LEU:HD12	33:DI:38:LEU:N	2.09	0.68
27:BC:57:GLN:HG2	27:BC:202:PRO:CB	2.23	0.68
25:BA:1909:C:H42	25:BA:1921:G:H1	1.41	0.68
40:BT:53:ARG:HD2	40:BT:60:THR:OG1	1.93	0.68
25:DA:719:C:O2'	25:DA:720:C:H5'	1.93	0.68
44:DX:60:ARG:HH22	54:D7:47:ARG:NH2	1.91	0.68
1:CA:853:G:O2'	1:CA:854:G:H5'	1.93	0.68
50:D3:8:LEU:HA	50:D3:54:VAL:HG22	1.75	0.67
7:CG:113:GLU:CG	7:CG:119:ARG:HG2	2.24	0.67
7:CG:57:GLU:O	7:CG:61:VAL:HG23	1.95	0.67
29:BE:59:VAL:CG2	29:BE:60:ASN:H	2.00	0.67
25:DA:1107:G:H2'	25:DA:1108:U:C6	2.28	0.67
25:DA:171:G:H2'	25:DA:172:C:O4'	1.94	0.67

Continued on next page...

Continued from previous page...

Atom-1	Atom-2	Interatomic distance (Å)	Clash overlap (Å)
29:DE:24:THR:HB	29:DE:186:GLY:HA2	1.75	0.67
4:AD:18:LYS:HG2	4:AD:33:MET:CG	2.24	0.67
5:AE:92:LYS:HB3	5:AE:119:LEU:HB2	1.74	0.67
25:DA:271(J):C:H5'	25:DA:271(K):U:OP2	1.94	0.67
49:D2:64:LEU:HD21	49:D2:68:ARG:HH21	1.58	0.67
40:DT:92:GLY:O	40:DT:94:ALA:N	2.22	0.67
25:BA:2330:G:H4'	47:B0:43:ARG:HH12	1.59	0.67
25:DA:626:U:H3	36:DP:105:LEU:HA	1.58	0.67
47:D0:53:MET:HE3	47:D0:57:PHE:HA	1.75	0.67
10:CJ:17:ASP:HA	10:CJ:70:ARG:NH1	2.10	0.67
25:BA:2512:C:H2'	25:BA:2513:G:O4'	1.93	0.67
1:AA:579:G:H5'	1:AA:728:A:H1'	1.75	0.67
25:DA:310:A:OP1	45:DY:18:GLY:HA2	1.94	0.67
25:DA:528:A:C2	25:DA:2043:C:H4'	2.29	0.67
6:AF:69:GLU:O	6:AF:71:ARG:N	2.27	0.67
25:DA:1496:A:H5'	25:DA:1497:U:OP2	1.94	0.67
25:DA:2472:G:H5'	25:DA:2473:U:C5'	2.24	0.67
31:BG:5:VAL:HG11	31:BG:101:ILE:HG22	1.75	0.67
4:CD:96:LEU:N	4:CD:96:LEU:HD12	2.07	0.67
25:BA:1509(A):A:H2'	25:BA:1509(B):A:H8	1.57	0.67
25:DA:185:U:H2'	25:DA:186:G:H8	1.59	0.67
1:AA:1412:C:H2'	1:AA:1413:A:H8	1.59	0.67
25:DA:292:C:H42	25:DA:348:G:H1	1.42	0.67
46:BZ:129:PRO:HA	46:BZ:132:ILE:HD11	1.75	0.67
9:CI:42:ARG:HH11	9:CI:42:ARG:HG2	1.59	0.67
22:CV:101:ALA:O	22:CV:104:PHE:HB2	1.94	0.67
1:AA:1371:G:O3'	9:AI:69:GLY:HA3	1.94	0.67
9:CI:69:GLY:O	9:CI:73:GLN:HG3	1.95	0.67
20:AT:87:LYS:HE3	20:AT:91:LEU:HG	1.75	0.67
53:D6:40:CYS:HA	53:D6:46:HIS:HB2	1.75	0.67
46:BZ:165:SER:HB2	46:BZ:166:PRO:C	2.15	0.67
17:AQ:67:LYS:O	17:AQ:68:ARG:CB	2.41	0.67
42:BV:19:LYS:HE2	42:BV:19:LYS:HA	1.76	0.67
45:DY:75:ILE:HD11	45:DY:79:CYS:HB2	1.75	0.67
25:BA:858:U:O2	25:BA:2268:A:H2'	1.94	0.67
30:DF:160:ASN:C	30:DF:160:ASN:HD22	1.97	0.67
12:AL:67:ILE:HG12	12:AL:97:ILE:HD12	1.76	0.67
1:CA:1106:G:H2'	1:CA:1107:C:H6	1.60	0.67
7:CG:83:ALA:HB3	7:CG:85:TYR:HE2	1.56	0.67
1:AA:167:G:O2'	1:AA:168:G:H5'	1.94	0.67
25:DA:1952:A:C5	35:DO:22:ILE:HD12	2.29	0.67

Continued on next page...

Continued from previous page...

Atom-1	Atom-2	Interatomic distance (Å)	Clash overlap (Å)
22:AV:131:LYS:HE2	22:AV:168:GLY:O	1.94	0.67
36:DP:45:LEU:HD23	36:DP:46:LYS:H	1.59	0.67
28:BD:69:ARG:HH21	28:BD:192:THR:HG21	1.59	0.67
1:AA:255:G:H1'	17:AQ:16:GLN:NE2	2.09	0.67
25:DA:235:U:H2'	25:DA:236:C:H6	1.59	0.67
6:AF:3:ARG:HB3	6:AF:93:SER:HB2	1.76	0.67
25:DA:1436:G:H1'	25:DA:1477:A:O2'	1.93	0.67
7:AG:4:ARG:HB3	7:AG:5:ARG:HH11	1.59	0.67
17:CQ:7:THR:CG2	17:CQ:58:GLU:HG2	2.25	0.67
1:AA:589:C:H42	1:AA:650:G:H1	1.43	0.67
20:CT:41:ILE:HA	20:CT:44:ALA:HB3	1.76	0.67
33:BI:83:ALA:HB2	33:BI:88:ILE:HA	1.77	0.67
1:AA:1252:A:H2	1:AA:1355:G:H4'	1.59	0.67
1:AA:1117:G:O2'	9:AI:104:ARG:HG2	1.93	0.67
1:AA:1189:C:P	10:AJ:51:ARG:HH22	2.17	0.67
41:DU:111:GLU:HA	41:DU:114:LYS:CD	2.20	0.67
1:CA:1348:U:H2'	1:CA:1349:A:H8	1.60	0.67
25:DA:2533:A:C3'	25:DA:2534:A:H5''	2.23	0.67
2:AB:13:ALA:C	2:AB:15:VAL:H	1.96	0.67
15:CO:6:GLU:H	15:CO:6:GLU:CD	1.96	0.67
15:AO:26:GLU:OE2	15:AO:77:ARG:HD2	1.95	0.67
30:DF:136:THR:HA	30:DF:166:ALA:HB1	1.76	0.67
25:BA:587:C:C5	36:BP:33:ARG:HG2	2.29	0.67
20:AT:72:LEU:HD23	20:AT:73:HIS:N	2.08	0.67
1:AA:1007:C:H2'	1:AA:1008:C:C6	2.29	0.67
3:CC:29:TYR:HE2	3:CC:33:LEU:HD22	1.59	0.67
20:CT:46:GLU:OE1	20:CT:48:LYS:HG2	1.94	0.67
1:AA:444:C:H2'	1:AA:445:G:C8	2.27	0.67
25:DA:2292:C:O2'	25:DA:2293:C:H5'	1.94	0.67
25:BA:2023:G:H5'	25:BA:2617:C:H4'	1.77	0.67
1:AA:1442(A):G:H8	40:BT:118:ARG:HH11	1.41	0.67
51:B4:39:ARG:HG2	51:B4:49:GLU:OE1	1.94	0.67
38:BR:61:HIS:O	38:BR:65:LEU:HD13	1.94	0.67
25:BA:1666:G:O2'	25:BA:1667:G:H5'	1.95	0.67
3:AC:14:ILE:HG22	14:AN:57:ARG:NH2	2.10	0.67
41:DU:101:ARG:O	41:DU:102:GLU:HG2	1.94	0.67
42:DV:19:LYS:HG3	42:DV:20:LEU:H	1.58	0.67
25:DA:971:C:C2'	25:DA:972:G:H5'	2.24	0.67
1:CA:1252:A:H61	1:CA:1285:A:N6	1.91	0.67
2:CB:131:PRO:CG	2:CB:134:GLU:HB2	2.04	0.67
13:CM:78:ILE:HA	13:CM:81:LEU:HD12	1.75	0.67

Continued on next page...

Continued from previous page...

Atom-1	Atom-2	Interatomic distance (Å)	Clash overlap (Å)
22:CV:127:VAL:H	22:CV:174:ASP:HA	1.58	0.67
36:BP:99:LEU:O	36:BP:99:LEU:HD23	1.95	0.67
2:AB:30:ARG:O	2:AB:46:LYS:HE2	1.94	0.67
43:DW:1:MET:CE	43:DW:2:GLU:H	2.08	0.67
46:DZ:149:LEU:HD13	46:DZ:149:LEU:N	2.06	0.67
15:CO:87:ILE:CG2	15:CO:88:ARG:H	2.04	0.67
45:DY:96:ILE:HG13	45:DY:99:CYS:HB2	1.76	0.67
25:DA:626:U:H5'	25:DA:627:A:H5'	1.76	0.67
5:CE:88:LYS:HG2	5:CE:89:ILE:N	2.10	0.67
12:AL:38:ARG:HG2	12:AL:39:THR:N	2.10	0.67
10:CJ:78:ASN:ND2	10:CJ:80:LYS:CB	2.58	0.67
32:BH:98:LEU:HA	32:BH:103:LEU:HA	1.75	0.67
27:BC:139:PRO:CB	27:BC:146:VAL:HG22	2.25	0.67
25:BA:1914:C:H2'	25:BA:1915:U:O4'	1.94	0.67
22:AV:72:TYR:HD1	22:AV:73:LEU:H	1.41	0.67
1:CA:1462:G:O2'	1:CA:1463:C:H5'	1.94	0.67
12:CL:5:ASN:HB2	17:CQ:34:LYS:NZ	2.09	0.67
40:BT:70:VAL:HG12	40:BT:71:GLY:N	2.08	0.67
32:BH:6:ARG:CA	32:BH:8:PRO:HD3	2.24	0.67
37:DQ:134:ARG:HE	46:DZ:121:ARG:HH11	1.40	0.67
2:CB:171:ALA:HA	2:CB:174:VAL:HG23	1.76	0.67
2:CB:194:PRO:O	2:CB:196:LEU:N	2.27	0.67
42:DV:39:LEU:HB3	42:DV:47:VAL:HG11	1.76	0.67
25:DA:1598:C:H5'	44:DX:36:LYS:HB2	1.75	0.67
7:CG:50:ILE:HD11	7:CG:121:ALA:HB1	1.75	0.67
25:BA:2791:C:H41	25:BA:2803:C:N4	1.91	0.67
25:DA:2305:A:H3'	25:DA:2306:C:H5''	1.77	0.67
30:DF:7:TYR:HB2	30:DF:16:GLY:C	2.15	0.67
53:D6:52:VAL:HG12	53:D6:53:LYS:N	2.09	0.67
27:BC:150:ILE:HA	27:BC:153:ILE:HD12	1.76	0.67
47:D0:49:LYS:HG3	47:D0:80:HIS:ND1	2.09	0.67
30:BF:52:LYS:HA	30:BF:56:GLU:OE2	1.94	0.67
37:BQ:60:ARG:HA	46:BZ:178:ASP:OD1	1.95	0.67
1:CA:1025:U:H4'	1:CA:1026:G:H8	1.58	0.67
25:BA:919:G:H22	25:BA:2268:A:H3'	1.60	0.67
25:BA:586:A:H5'	30:BF:89:VAL:HG21	1.76	0.67
1:CA:265:G:H2'	1:CA:267:C:H5	1.59	0.67
25:DA:1175:U:O5'	25:DA:1176:G:H5'	1.94	0.67
36:DP:128:HIS:HD2	36:DP:148:LEU:HD12	1.58	0.67
6:CF:18:GLN:HA	6:CF:21:LEU:HD23	1.77	0.67
36:BP:71:VAL:O	36:BP:72:PRO:C	2.27	0.67

Continued on next page...

Continued from previous page...

Atom-1	Atom-2	Interatomic distance (Å)	Clash overlap (Å)
31:BG:125:PHE:O	31:BG:128:ARG:HG2	1.95	0.67
40:BT:34:VAL:HG22	40:BT:39:ARG:HB3	1.75	0.67
32:BH:91:GLY:HA2	32:BH:160:LYS:HB3	1.75	0.67
25:DA:292:C:N4	25:DA:348:G:H1	1.92	0.67
1:AA:639:G:O2'	1:AA:640:A:H5'	1.94	0.67
25:DA:1705:G:O2'	25:DA:1706:U:H5'	1.94	0.67
27:DC:90:ALA:HB2	27:DC:155:ARG:NH1	2.08	0.67
25:BA:1365:A:H5''	48:B1:41:ARG:HH22	1.58	0.67
25:DA:922:U:H2'	25:DA:923:C:C6	2.29	0.67
11:CK:50:TYR:HD2	11:CK:54:ARG:HB3	1.59	0.67
3:AC:112:SER:O	3:AC:116:VAL:HG23	1.93	0.67
42:DV:18:LEU:CD1	42:DV:19:LYS:H	2.08	0.67
25:BA:997:G:O2'	25:BA:998:C:H5'	1.94	0.67
1:CA:1134:G:H2'	1:CA:1135:U:H5'	1.77	0.67
45:DY:37:VAL:HG21	45:DY:72:VAL:HG11	1.75	0.67
3:AC:63:ASN:N	3:AC:97:LYS:HZ3	1.92	0.67
30:DF:10:PRO:CG	30:DF:13:SER:HB2	2.23	0.67
3:CC:87:LEU:CA	3:CC:90:GLU:HG2	2.15	0.67
13:AM:3:ARG:NE	13:AM:7:VAL:HB	2.10	0.67
53:B6:20:ASN:HB2	53:B6:42:TRP:HD1	1.58	0.67
20:CT:12:ALA:C	20:CT:14:LYS:H	1.96	0.67
2:CB:139:LYS:O	2:CB:143:GLU:HG2	1.93	0.67
39:DS:15:ARG:HB3	39:DS:18:ILE:CG2	2.25	0.67
10:CJ:40:LEU:HB2	10:CJ:41:PRO:HD2	1.76	0.67
25:BA:1459:G:C8	25:BA:1461:G:H1'	2.30	0.67
25:DA:521:G:H2'	25:DA:522:G:H8	1.59	0.67
6:AF:19:LEU:HD23	6:AF:19:LEU:O	1.95	0.67
6:AF:19:LEU:O	6:AF:23:LYS:HG3	1.94	0.67
10:AJ:48:THR:HA	10:AJ:62:HIS:HB3	1.77	0.67
29:DE:169:ASN:C	29:DE:169:ASN:HD22	1.95	0.67
31:BG:40:ASN:HB2	31:BG:91:ARG:HB2	1.77	0.67
29:BE:101:ARG:NH2	29:BE:169:ASN:O	2.26	0.67
25:DA:2389:G:C5'	25:DA:2390:U:H5'	2.25	0.67
31:BG:55:LYS:NZ	31:BG:150:ASP:H	1.93	0.67
22:CV:95:ARG:NH2	22:CV:101:ALA:HB3	2.10	0.67
31:DG:172:LEU:O	31:DG:172:LEU:HD12	1.94	0.67
1:AA:1241:G:H1	1:AA:1296:C:H42	1.43	0.67
1:AA:113:G:H2'	1:AA:114:U:H6	1.58	0.67
44:BX:24:GLY:O	44:BX:82:GLN:HA	1.94	0.67
38:BR:102:GLU:OE1	43:BW:37:ARG:NH1	2.28	0.67
32:BH:149:ARG:HD3	32:BH:164:TYR:CD1	2.29	0.67

Continued on next page...

Continued from previous page...

Atom-1	Atom-2	Interatomic distance (Å)	Clash overlap (Å)
25:BA:2059:A:H5'	25:BA:2060:A:OP2	1.93	0.67
1:CA:562:C:H6	1:CA:562:C:H5'	1.59	0.67
9:AI:53:VAL:HG23	9:AI:54:ASP:N	2.06	0.67
25:BA:174:C:H3'	25:BA:175:G:H5''	1.76	0.67
42:DV:39:LEU:HB3	42:DV:47:VAL:CG2	2.25	0.67
1:CA:1376:U:H2'	1:CA:1377:A:C8	2.28	0.67
30:BF:28:ILE:O	30:BF:28:ILE:HD12	1.94	0.67
40:BT:83:ILE:HG13	40:BT:84:GLN:N	2.09	0.67
25:BA:1396:U:C1'	25:BA:1397:U:H6	2.04	0.67
26:BB:106:G:O2'	26:BB:107:G:H5'	1.95	0.67
25:DA:157:U:H3'	25:DA:158:U:C5'	2.16	0.67
28:BD:270:ILE:HG12	28:BD:271:ILE:H	1.59	0.67
32:DH:163:TYR:H	32:DH:163:TYR:HD1	1.43	0.67
27:BC:102:GLN:HE21	27:BC:102:GLN:CA	2.00	0.67
32:DH:156:ALA:C	32:DH:158:HIS:N	2.47	0.67
2:AB:116:GLU:HB3	2:AB:153:ARG:NH2	2.09	0.67
22:CV:84:ASP:CB	22:CV:89:GLU:H	2.08	0.67
32:BH:117:PRO:HB3	32:BH:123:PHE:HE1	1.58	0.67
25:BA:674:G:H1'	30:BF:74:ARG:HD2	1.77	0.67
1:AA:975:A:H5'	1:AA:975:A:H8	1.57	0.67
30:BF:34:TRP:CZ2	36:BP:12:ALA:HB2	2.30	0.67
27:DC:148:PHE:C	27:DC:150:ILE:H	1.97	0.67
5:CE:88:LYS:HG2	5:CE:89:ILE:H	1.59	0.67
25:DA:2122:U:H3	25:DA:2176:A:N6	1.92	0.67
51:B4:42:CYS:HA	51:B4:59:VAL:O	1.95	0.67
46:BZ:13:LYS:C	46:BZ:15:SER:H	1.98	0.67
25:BA:2701:C:C3'	25:BA:2702:U:H5''	2.24	0.67
25:BA:71:A:H5'	25:BA:71:A:H8	1.59	0.67
28:DD:271:ILE:O	28:DD:272:ALA:HB2	1.93	0.67
25:BA:1224:C:O2'	42:BV:85:LYS:HD3	1.95	0.67
25:BA:2184:G:H2'	25:BA:2185:C:C6	2.28	0.67
19:AS:29:ARG:HD2	19:AS:30:LEU:N	2.10	0.67
25:DA:2050:C:H1'	29:DE:156:MET:HE1	1.76	0.67
31:DG:7:LEU:HD22	31:DG:100:TRP:CZ3	2.28	0.67
30:BF:123:LEU:HD12	30:BF:124:LEU:N	2.10	0.67
25:BA:80:G:O2'	25:BA:81:G:H5'	1.94	0.67
1:AA:323:U:H2'	1:AA:324:G:O4'	1.94	0.67
44:BX:65:ARG:HG2	44:BX:66:LEU:N	2.10	0.67
34:DN:125:GLY:HA3	34:DN:126:PRO:O	1.94	0.67
25:DA:1843:C:H5'	28:DD:253:GLN:NE2	2.10	0.67
1:CA:967:C:H4'	9:CI:125:TYR:HE2	1.60	0.67

Continued on next page...

Continued from previous page...

Atom-1	Atom-2	Interatomic distance (Å)	Clash overlap (Å)
20:AT:16:HIS:CE1	20:AT:20:LEU:HD21	2.29	0.67
22:CV:114:MET:SD	22:CV:119:PRO:HG3	2.34	0.67
2:CB:219:VAL:HA	2:CB:222:ILE:HD12	1.77	0.67
25:DA:1142(A):A:OP2	25:DA:1142(A):A:H3'	1.95	0.67
25:DA:2840:C:H4'	38:DR:53:HIS:CD2	2.29	0.67
7:CG:38:LEU:O	7:CG:42:ILE:HG13	1.94	0.67
1:AA:224:C:O2'	1:AA:225:C:H5'	1.94	0.67
3:AC:34:LEU:HD23	3:AC:35:GLU:N	2.09	0.67
3:AC:40:ARG:HA	3:AC:43:LEU:CD1	2.22	0.67
1:AA:1131:G:H2'	1:AA:1132:C:H6	1.58	0.67
32:DH:89:ILE:HG13	32:DH:129:THR:O	1.93	0.67
31:BG:54:GLU:OE1	31:BG:54:GLU:HA	1.95	0.67
36:DP:62:LEU:HG	36:DP:63:PRO:N	2.08	0.67
37:BQ:56:ARG:HG2	37:BQ:56:ARG:HH11	1.60	0.67
10:CJ:63:PHE:CD2	10:CJ:63:PHE:N	2.62	0.67
33:DI:48:GLU:C	33:DI:50:ARG:H	1.96	0.67
43:BW:60:ASN:H	43:BW:60:ASN:HD22	1.43	0.67
1:AA:1194:U:H2'	1:AA:1195:C:H6	1.56	0.67
22:AV:163:LEU:O	22:AV:165:VAL:N	2.27	0.67
1:AA:545:C:H5''	4:AD:72:GLU:HG2	1.77	0.67
43:DW:59:VAL:HG13	43:DW:59:VAL:O	1.95	0.67
22:AV:130:LEU:CB	22:AV:153:LEU:HD12	2.25	0.67
8:CH:21:LYS:O	8:CH:63:LEU:HD23	1.95	0.67
25:DA:1799:G:H5'	25:DA:1819:A:N6	2.09	0.67
25:DA:650:C:N3	25:DA:651:G:N7	2.42	0.67
27:DC:181:PHE:CB	27:DC:186:LEU:HG	2.24	0.67
48:D1:29:GLY:C	48:D1:30:VAL:HG23	2.16	0.67
25:DA:1296:G:O2'	25:DA:1297:C:H5'	1.94	0.67
47:B0:9:THR:HG22	47:B0:10:ARG:H	1.60	0.67
49:D2:16:LEU:O	49:D2:17:SER:HB3	1.95	0.67
25:DA:588:U:H1'	30:DF:90:PHE:CD1	2.29	0.67
17:CQ:12:SER:HA	17:CQ:14:LYS:HZ3	1.59	0.67
2:CB:72:GLY:HA2	2:CB:165:VAL:CG2	2.25	0.67
13:CM:57:ARG:NH1	51:D4:60:GLU:HG3	2.09	0.67
1:AA:1216:G:OP1	14:AN:2:ALA:HA	1.94	0.67
29:DE:10:GLY:HA2	29:DE:192:ASN:HD21	1.58	0.67
48:B1:5:CYS:SG	48:B1:62:VAL:HG23	2.35	0.67
17:CQ:52:LYS:H	17:CQ:52:LYS:HD2	1.59	0.67
25:BA:248:G:C2	25:BA:2431:U:H4'	2.29	0.67
37:DQ:141:GLN:HE22	46:DZ:71:ARG:HD3	1.59	0.67
2:CB:207:ALA:HB1	2:CB:209:ARG:HG2	1.74	0.67

Continued on next page...

Continued from previous page...

Atom-1	Atom-2	Interatomic distance (Å)	Clash overlap (Å)
41:DU:92:ARG:O	41:DU:94:ASN:N	2.26	0.67
25:DA:971:C:O2'	25:DA:972:G:H5'	1.95	0.67
1:CA:1129:C:H5''	1:CA:1139:G:O6	1.95	0.67
45:DY:31:LEU:HB2	45:DY:32:PRO:CA	2.24	0.67
29:DE:61:ARG:HB3	29:DE:62:PRO:CD	2.25	0.67
25:BA:1397:U:H2'	25:BA:1397:U:O2	1.94	0.67
10:AJ:25:GLU:C	10:AJ:27:ALA:H	1.96	0.67
25:BA:1593:G:C2'	25:BA:1594:G:H5''	2.25	0.67
45:BY:43:ASN:HA	45:BY:64:GLU:HA	1.75	0.67
42:BV:2:PHE:O	42:BV:14:VAL:O	2.13	0.67
30:BF:53:THR:HG22	30:BF:56:GLU:CG	2.25	0.67
37:BQ:134:ARG:HA	37:BQ:137:TYR:HE1	1.60	0.67
26:DB:7:G:H3'	26:DB:8:U:C5'	2.23	0.67
30:DF:156:LEU:HD12	30:DF:157:VAL:H	1.58	0.67
20:AT:71:THR:HG22	20:AT:72:LEU:N	2.10	0.67
1:AA:939:G:H1	1:AA:1344:C:N4	1.92	0.67
25:DA:20:C:H2'	25:DA:21:A:H8	1.60	0.67
31:BG:173:LEU:HD22	31:BG:178:PHE:CZ	2.30	0.67
25:DA:1796:U:H4'	28:DD:256:GLY:N	2.09	0.67
25:BA:2197:U:O2'	25:BA:2198:A:C8	2.46	0.67
48:B1:80:LEU:HD22	48:B1:82:LEU:CD1	2.25	0.67
18:CR:82:THR:HG22	18:CR:83:GLU:H	1.60	0.67
37:BQ:68:ILE:HG23	37:BQ:103:MET:HA	1.77	0.67
25:BA:1416:G:HO2'	25:BA:1417:C:H6	1.41	0.67
17:AQ:18:THR:HG23	17:AQ:69:LYS:HE3	1.76	0.67
6:CF:23:LYS:O	6:CF:27:GLN:HG2	1.95	0.67
1:AA:1288:A:H2'	1:AA:1289:A:C8	2.30	0.67
46:DZ:165:SER:HB2	46:DZ:166:PRO:C	2.15	0.67
7:CG:100:ALA:O	7:CG:104:LEU:HD23	1.94	0.67
13:CM:106:ASN:C	13:CM:108:ARG:H	1.98	0.67
53:B6:40:CYS:SG	53:B6:45:LYS:NZ	2.65	0.67
25:DA:556:G:H2'	25:DA:557:U:C6	2.30	0.67
25:DA:1116:C:O2'	25:DA:1117:G:H5'	1.93	0.67
28:BD:21:PHE:O	28:BD:23:GLU:N	2.27	0.67
2:AB:35:GLU:HG2	2:AB:38:GLY:O	1.94	0.67
42:BV:19:LYS:HZ3	42:BV:20:LEU:H	1.43	0.67
48:B1:52:ARG:HG3	48:B1:53:VAL:H	1.60	0.67
10:AJ:50:ILE:HA	10:AJ:60:ARG:CG	2.25	0.67
31:DG:81:LYS:O	31:DG:82:LEU:O	2.13	0.67
6:CF:75:LEU:C	6:CF:75:LEU:HD23	2.15	0.67
2:AB:9:GLU:HA	2:AB:12:GLU:CD	2.15	0.67

Continued on next page...

Continued from previous page...

Atom-1	Atom-2	Interatomic distance (Å)	Clash overlap (Å)
27:BC:69:LEU:HD13	27:BC:160:GLY:C	2.16	0.67
34:DN:74:ARG:HG3	34:DN:74:ARG:HH11	1.59	0.67
1:CA:1277:C:H2'	1:CA:1278:U:H5'	1.76	0.67
7:CG:78:ARG:HE	7:CG:79:ARG:H	1.41	0.67
28:BD:10:THR:HG23	28:BD:13:ARG:CB	2.25	0.67
9:CI:22:GLY:C	9:CI:23:ASN:HD22	1.99	0.67
1:CA:270:A:H2'	1:CA:271:C:H6	1.58	0.67
32:DH:67:LEU:O	32:DH:71:LEU:HB2	1.95	0.67
10:CJ:32:ALA:N	10:CJ:76:ASN:HB2	2.10	0.67
1:CA:609:A:O2'	1:CA:610:G:H5'	1.95	0.67
1:AA:865:A:H2	1:AA:918:A:H4'	1.60	0.67
33:BI:102:SER:HA	33:BI:107:VAL:H	1.60	0.67
25:DA:563:G:H5'	25:DA:572:A:H4'	1.75	0.67
25:DA:2028:U:H2'	25:DA:2029:G:O4'	1.95	0.67
25:BA:1125:G:H5'	56:B9:37:GLY:HA2	1.74	0.67
25:DA:1762:A:H8	25:DA:1762:A:O5'	1.78	0.67
49:B2:64:LEU:HD23	49:B2:64:LEU:O	1.94	0.67
2:CB:236:TYR:HA	2:CB:239:VAL:HG23	1.77	0.66
41:DU:92:ARG:NE	41:DU:94:ASN:HD22	1.93	0.66
1:AA:1222:G:O2'	1:AA:1223:C:H5'	1.95	0.66
30:BF:25:PRO:HG3	30:BF:119:ARG:CA	2.25	0.66
25:BA:1342:A:N1	25:BA:1396:U:O2'	2.26	0.66
31:BG:61:ALA:HA	31:BG:64:THR:CG2	2.20	0.66
36:BP:95:VAL:HG22	36:BP:125:VAL:HG12	1.78	0.66
29:BE:52:LEU:HD22	29:BE:76:ARG:HD2	1.75	0.66
13:AM:23:TYR:CE1	13:AM:71:ARG:HD3	2.31	0.66
8:AH:20:TYR:HA	8:AH:65:TYR:CE2	2.30	0.66
17:CQ:78:GLU:HG3	17:CQ:78:GLU:O	1.94	0.66
39:DS:89:ARG:HH11	39:DS:92:TYR:HA	1.60	0.66
31:BG:76:SER:O	31:BG:77:ILE:HD13	1.96	0.66
27:BC:34:ALA:HB2	27:BC:217:THR:HB	1.76	0.66
32:DH:46:GLU:O	32:DH:47:GLU:CB	2.43	0.66
37:DQ:47:ILE:O	37:DQ:49:ALA:N	2.28	0.66
1:CA:1392:G:N2	1:CA:1502:A:H8	1.93	0.66
25:DA:2178:C:H2'	25:DA:2179:C:H6	1.61	0.66
6:CF:19:LEU:HD23	6:CF:19:LEU:O	1.94	0.66
25:DA:1530:C:H6	25:DA:1530:C:O5'	1.78	0.66
25:DA:2795:G:N1	25:DA:2799:C:H5'	2.10	0.66
3:AC:44:GLU:HG2	3:AC:52:LEU:HD11	1.76	0.66
30:DF:84:VAL:HG12	30:DF:85:GLY:N	2.09	0.66
25:BA:1203:G:H3'	25:BA:1204:A:H5''	1.76	0.66

Continued on next page...

Continued from previous page...

Atom-1	Atom-2	Interatomic distance (Å)	Clash overlap (Å)
22:AV:72:TYR:HD1	22:AV:73:LEU:N	1.93	0.66
10:AJ:89:ASP:C	10:AJ:90:LEU:HD12	2.15	0.66
25:DA:2684:U:O2'	35:DO:68:GLU:HG3	1.94	0.66
25:BA:1042:G:H21	25:BA:1043:C:H4'	1.58	0.66
49:D2:29:LYS:O	49:D2:32:LEU:HB3	1.95	0.66
12:CL:123:LYS:HE2	12:CL:123:LYS:HA	1.76	0.66
2:CB:24:TRP:CZ3	2:CB:26:PRO:HA	2.30	0.66
42:DV:40:LEU:HA	42:DV:45:THR:HB	1.77	0.66
1:CA:1288:A:H2'	1:CA:1289:A:C8	2.30	0.66
9:CI:80:GLY:O	9:CI:84:ALA:N	2.27	0.66
31:DG:178:PHE:HB3	31:DG:180:PHE:CE1	2.30	0.66
19:AS:49:ILE:HD12	19:AS:49:ILE:N	2.10	0.66
1:AA:1432:G:OP1	40:BT:107:ASP:HB2	1.95	0.66
2:AB:187:LEU:HD23	2:AB:214:ILE:HG21	1.77	0.66
25:DA:283:A:H5'	25:DA:284:U:H5	1.60	0.66
25:BA:2636:U:H4'	29:BE:80:GLU:OE1	1.94	0.66
42:BV:65:GLY:O	42:BV:66:ARG:HG3	1.95	0.66
8:AH:73:ASP:OD2	8:AH:75:ARG:HD3	1.95	0.66
48:B1:86:SER:HB3	48:B1:89:GLU:OE2	1.95	0.66
25:BA:1019:U:H3	25:BA:1142(A):A:N6	1.90	0.66
30:DF:178:PRO:HG2	30:DF:179:GLU:OE2	1.94	0.66
22:AV:134:ASP:HB3	22:AV:152:THR:H	1.58	0.66
1:AA:523:A:H61	12:AL:50:ARG:HH12	1.40	0.66
40:BT:55:ASN:H	40:BT:59:THR:CG2	2.05	0.66
23:AW:71:C:H2'	23:AW:72:A:O4'	1.95	0.66
25:BA:1484:G:H2'	25:BA:1485:G:H5''	1.77	0.66
31:BG:95:ARG:NH1	31:BG:95:ARG:HG2	2.10	0.66
6:CF:100:ASN:ND2	18:CR:23:LYS:HE3	2.09	0.66
36:BP:71:VAL:HG12	36:BP:72:PRO:HD3	1.77	0.66
31:BG:128:ARG:C	31:BG:130:ASN:N	2.48	0.66
25:DA:782:A:C2	28:DD:226:MET:HG2	2.30	0.66
25:BA:2158:A:H3'	25:BA:2159:G:H5''	1.77	0.66
25:BA:630:G:H4'	25:BA:640:C:H4'	1.76	0.66
1:CA:379:C:O2'	1:CA:380:G:H5'	1.95	0.66
48:B1:80:LEU:HB3	48:B1:82:LEU:HD21	1.77	0.66
29:DE:196:VAL:HG23	29:DE:197:ILE:N	2.10	0.66
34:BN:90:MET:O	34:BN:93:THR:O	2.13	0.66
11:CK:27:ASN:ND2	11:CK:55:LYS:HE2	2.10	0.66
9:AI:48:GLU:N	9:AI:49:PRO:HD2	2.10	0.66
2:CB:18:GLY:N	2:CB:42:ILE:HG22	2.11	0.66
50:D3:10:LYS:HB3	50:D3:53:LEU:HD23	1.77	0.66

Continued on next page...

Continued from previous page...

Atom-1	Atom-2	Interatomic distance (Å)	Clash overlap (Å)
41:DU:98:LEU:O	41:DU:100:VAL:N	2.27	0.66
48:D1:86:SER:HB2	48:D1:89:GLU:CB	2.18	0.66
25:BA:1490:A:H5'	25:BA:1491:G:OP2	1.95	0.66
1:CA:1343:G:H1'	9:CI:121:ARG:NH1	2.10	0.66
30:BF:20:LEU:O	30:BF:24:LEU:HB2	1.95	0.66
30:DF:196:LEU:O	30:DF:199:TRP:HB3	1.95	0.66
32:DH:89:ILE:HD11	32:DH:129:THR:CG2	2.25	0.66
29:BE:81:ILE:HG22	29:BE:81:ILE:O	1.93	0.66
2:AB:48:MET:HA	2:AB:51:LEU:HD12	1.76	0.66
25:BA:479:A:H4'	25:BA:480:A:C5'	2.25	0.66
1:CA:1305:G:HO2'	1:CA:1306:A:H8	1.37	0.66
12:CL:43:LYS:HG2	12:CL:44:LYS:H	1.59	0.66
25:BA:2414:G:H21	36:BP:67:MET:CE	2.08	0.66
4:AD:61:LYS:HE2	4:AD:65:ARG:HD3	1.77	0.66
42:BV:1:MET:HB2	42:BV:99:ILE:HG13	1.77	0.66
25:BA:271(J):C:C3'	25:BA:271(K):U:H5''	2.25	0.66
25:DA:299:A:H5''	45:DY:84:ARG:HH21	1.60	0.66
10:CJ:95:GLU:OE2	10:CJ:95:GLU:HA	1.94	0.66
25:DA:2126:A:N1	25:DA:2162:G:O2'	2.27	0.66
31:BG:83:ARG:HH11	31:BG:84:LYS:HZ2	1.43	0.66
1:AA:523:A:H61	12:AL:89:ASP:CB	2.09	0.66
25:BA:1484:G:C2'	25:BA:1485:G:H5''	2.26	0.66
11:CK:126:ARG:HH11	11:CK:126:ARG:HB3	1.60	0.66
25:BA:278:A:H4'	25:BA:279:C:OP2	1.95	0.66
28:DD:131:LEU:N	28:DD:131:LEU:HD12	2.10	0.66
6:CF:41:GLU:O	6:CF:43:LEU:N	2.28	0.66
25:BA:2162:G:O2'	25:BA:2163:C:H5'	1.95	0.66
47:D0:7:LEU:N	47:D0:7:LEU:HD23	2.10	0.66
25:DA:2758:A:C3'	25:DA:2759:G:H5''	2.24	0.66
4:CD:74:GLN:HE22	4:CD:137:SER:HB3	1.59	0.66
17:CQ:14:LYS:N	17:CQ:14:LYS:HE3	2.10	0.66
36:BP:45:LEU:HD23	36:BP:46:LYS:N	2.11	0.66
1:AA:1111:A:H2'	1:AA:1112:C:C6	2.29	0.66
37:DQ:134:ARG:NH2	46:DZ:121:ARG:HD2	2.10	0.66
25:DA:996:A:H4'	41:DU:92:ARG:NH1	2.11	0.66
42:DV:37:VAL:O	42:DV:38:LEU:HB2	1.93	0.66
37:DQ:102:VAL:HG12	37:DQ:103:MET:N	2.08	0.66
25:DA:2106:G:H2'	25:DA:2107:C:O4'	1.95	0.66
7:CG:71:PRO:O	7:CG:91:VAL:HG21	1.95	0.66
3:AC:75:VAL:O	3:AC:83:ARG:NH1	2.28	0.66
8:CH:6:ILE:HD12	8:CH:6:ILE:N	2.05	0.66

Continued on next page...

Continued from previous page...

Atom-1	Atom-2	Interatomic distance (Å)	Clash overlap (Å)
1:AA:1027:C:H2'	1:AA:1028:C:C5	2.30	0.66
29:BE:47:VAL:HG21	29:BE:86:PRO:CD	2.25	0.66
25:BA:2415:G:H4'	36:BP:67:MET:N	2.11	0.66
32:BH:70:THR:O	32:BH:72:ILE:N	2.29	0.66
8:AH:11:THR:HG22	8:AH:15:ASN:HD21	1.59	0.66
45:DY:95:LYS:HG3	45:DY:100:ALA:CA	2.25	0.66
30:BF:34:TRP:CH2	36:BP:12:ALA:HB2	2.30	0.66
25:BA:2389:G:H5''	25:BA:2390:U:H5'	1.76	0.66
35:DO:14:THR:HG22	35:DO:16:ALA:H	1.61	0.66
45:DY:86:ARG:HD2	45:DY:88:LYS:HD2	1.77	0.66
27:DC:140:ASN:OD1	27:DC:142:LYS:HG2	1.95	0.66
25:DA:1257:C:H4'	30:DF:83:PHE:CE2	2.30	0.66
1:CA:18:C:H5''	5:CE:127:ASN:HD21	1.61	0.66
10:CJ:33:GLN:H	10:CJ:75:ILE:HG12	1.59	0.66
1:CA:1246:C:H2'	1:CA:1247:U:C6	2.30	0.66
17:AQ:60:ILE:HG22	17:AQ:72:ARG:O	1.94	0.66
1:AA:784:C:H4'	25:BA:1837:C:OP1	1.95	0.66
12:AL:123:LYS:HE2	12:AL:124:GLU:C	2.16	0.66
25:DA:1049:C:H2'	25:DA:1049:C:O2	1.94	0.66
25:DA:1851:U:O2'	25:DA:1852:C:H5'	1.95	0.66
43:BW:52:GLU:O	43:BW:55:ALA:HB3	1.95	0.66
7:AG:101:LEU:O	7:AG:105:VAL:HG23	1.96	0.66
46:DZ:157:PRO:HG2	46:DZ:160:VAL:CG2	2.24	0.66
46:DZ:6:ALA:O	46:DZ:60:LEU:HA	1.96	0.66
2:CB:204:ASN:ND2	2:CB:206:ASP:H	1.92	0.66
37:DQ:132:VAL:CG1	46:DZ:80:ARG:HH22	1.94	0.66
31:DG:111:LEU:HA	31:DG:114:ILE:HD11	1.78	0.66
53:B6:44:ARG:O	53:B6:45:LYS:CD	2.39	0.66
25:BA:2371:G:C4'	53:B6:45:LYS:HG3	2.26	0.66
25:DA:1047:G:N2	25:DA:1111:A:H62	1.94	0.66
13:AM:65:LYS:HG2	13:AM:69:GLU:O	1.96	0.66
1:CA:1186:G:C3'	1:CA:1187:G:H5''	2.25	0.66
25:DA:875:G:H4'	46:DZ:169:THR:HG21	1.77	0.66
25:BA:1697:G:C3'	25:BA:1698:A:H5''	2.24	0.66
25:DA:1310:G:H2'	25:DA:1311:G:H5'	1.78	0.66
1:CA:1033:G:C3'	1:CA:1034:G:C5'	2.73	0.66
23:CW:1:C:O2'	23:CW:2:G:H5'	1.96	0.66
30:DF:167:ALA:HA	30:DF:170:LEU:HD13	1.77	0.66
25:BA:2090:G:N2	48:B1:45:ASN:HD21	1.92	0.66
25:DA:1684:C:H2'	25:DA:1685:C:H6	1.60	0.66
20:AT:63:ILE:HG22	20:AT:77:ALA:HB1	1.77	0.66

Continued on next page...

Continued from previous page...

Atom-1	Atom-2	Interatomic distance (Å)	Clash overlap (Å)
1:AA:544:G:H2'	1:AA:545:C:C6	2.30	0.66
1:CA:1161:C:O2'	1:CA:1162:C:H5'	1.96	0.66
1:CA:394:G:H2'	1:CA:395:C:H6	1.60	0.66
1:CA:394:G:H2'	1:CA:395:C:C6	2.30	0.66
39:BS:85:VAL:HG23	39:BS:106:ARG:HG3	1.78	0.66
1:CA:1281:U:H5'	1:CA:1282:C:H5	1.60	0.66
34:BN:36:GLY:O	34:BN:42:TRP:CE3	2.49	0.66
13:CM:57:ARG:HH12	51:D4:60:GLU:HG3	1.60	0.66
7:AG:78:ARG:HB3	7:AG:87:VAL:HG23	1.78	0.66
44:DX:40:LYS:O	44:DX:42:ALA:N	2.27	0.66
1:CA:34:C:H42	1:CA:550:G:H1	1.44	0.66
23:AW:61:C:O2'	23:AW:62:C:H5'	1.94	0.66
1:AA:315:A:H4'	1:AA:316:G:H5''	1.77	0.66
25:DA:380:U:H2'	25:DA:381:G:H8	1.61	0.66
49:D2:42:GLY:O	49:D2:44:LEU:N	2.28	0.66
39:BS:88:ASP:CG	39:BS:89:ARG:H	1.98	0.66
25:DA:1899:G:H22	25:DA:1902:C:H41	0.72	0.66
25:BA:154:G:C6	25:BA:154(A):C:C4	2.84	0.66
46:DZ:67:PRO:HB2	46:DZ:90:LEU:HD13	1.77	0.66
2:CB:212:GLN:NE2	2:CB:216:SER:HB2	2.10	0.66
32:DH:43:VAL:HG11	32:DH:52:VAL:CA	2.18	0.66
1:CA:1148:U:H2'	1:CA:1149:C:O4'	1.96	0.66
25:DA:1108:U:C2'	25:DA:1109:C:H5'	2.26	0.66
45:BY:90:LEU:HD13	45:BY:91:GLU:H	1.59	0.66
36:BP:107:LYS:O	36:BP:109:GLY:N	2.27	0.66
25:DA:2358:G:H1	36:DP:55:ARG:HH22	1.42	0.66
1:AA:235:C:H2'	1:AA:236:G:C8	2.30	0.66
4:AD:110:PHE:HE2	4:AD:148:VAL:HG23	1.58	0.66
3:CC:52:LEU:HD23	3:CC:52:LEU:N	2.05	0.66
38:DR:45:ARG:HD3	38:DR:97:VAL:HG23	1.75	0.66
37:BQ:134:ARG:CZ	46:BZ:121:ARG:HD2	2.25	0.66
19:CS:49:ILE:HD12	19:CS:60:VAL:HG13	1.78	0.66
34:DN:134:ARG:N	34:DN:134:ARG:HD3	2.11	0.66
34:DN:58:ASP:O	34:DN:60:ILE:N	2.23	0.66
1:CA:80:G:H2'	1:CA:81:U:H5	1.61	0.66
31:DG:129:GLY:O	31:DG:161:THR:HB	1.95	0.66
1:AA:1298:C:H1'	1:AA:1299:A:C2	2.31	0.66
1:CA:223:U:O2'	1:CA:224:C:H5'	1.96	0.66
25:BA:389:G:H22	36:BP:72:PRO:CD	2.08	0.66
4:CD:96:LEU:H	4:CD:96:LEU:CD1	2.08	0.66
4:AD:122:ARG:O	4:AD:134:ASP:HB3	1.95	0.66

Continued on next page...

Continued from previous page...

Atom-1	Atom-2	Interatomic distance (Å)	Clash overlap (Å)
7:AG:59:LEU:HD23	7:AG:59:LEU:O	1.96	0.66
5:AE:7:GLU:O	5:AE:8:GLU:HB3	1.96	0.66
28:BD:69:ARG:NH2	28:BD:192:THR:HG21	2.11	0.66
11:AK:12:ARG:HE	11:AK:14:VAL:HG12	1.60	0.66
28:DD:218:ARG:HB3	28:DD:219:PRO:HD2	1.78	0.66
25:BA:2879:C:H4'	25:BA:2880:C:OP1	1.96	0.66
25:BA:1587:A:H3'	25:BA:1588:C:H6	1.59	0.66
46:DZ:55:VAL:HG12	46:DZ:56:ILE:N	2.10	0.66
19:AS:32:LYS:O	19:AS:33:THR:HB	1.96	0.66
20:AT:81:LYS:C	20:AT:83:ARG:H	1.98	0.66
27:DC:73:VAL:HG13	27:DC:112:ASP:CB	2.20	0.66
25:DA:852:G:H2'	25:DA:853:G:H8	1.58	0.66
31:BG:59:GLU:OE2	31:BG:144:ILE:HG12	1.96	0.66
28:BD:82:ILE:HG22	28:BD:82:ILE:O	1.95	0.66
32:DH:108:GLY:HA3	32:DH:152:ARG:HH21	1.61	0.66
1:AA:1030(A):G:H1'	1:AA:1031:G:N1	2.10	0.66
16:CP:67:THR:HB	16:CP:70:ALA:HB2	1.78	0.66
25:DA:274:G:H22	25:DA:363:G:N2	1.94	0.66
25:BA:631:A:OP1	36:BP:64:LYS:HE2	1.96	0.66
11:AK:122:LYS:O	11:AK:126:ARG:HG3	1.95	0.66
3:CC:66:VAL:O	3:CC:66:VAL:HG12	1.96	0.66
10:CJ:50:ILE:HD13	10:CJ:60:ARG:HD3	1.77	0.66
25:DA:9:U:O4	25:DA:2629:A:N7	2.29	0.66
42:BV:66:ARG:HH11	42:BV:66:ARG:HG2	1.60	0.66
15:CO:74:ASP:OD1	15:CO:76:GLU:HB3	1.96	0.66
36:DP:105:LEU:H	36:DP:105:LEU:HD23	1.59	0.66
36:DP:114:ILE:HD12	36:DP:115:LEU:N	2.09	0.66
25:DA:1686:C:H2'	25:DA:1687:G:O4'	1.95	0.66
4:AD:131:ARG:H	4:AD:131:ARG:CD	2.09	0.66
4:AD:3:ARG:HD3	4:AD:3:ARG:O	1.95	0.66
1:CA:222:U:H2'	1:CA:223:U:H6	1.60	0.66
37:BQ:61:GLY:O	37:BQ:62:GLY:O	2.14	0.66
26:BB:56:G:H4'	26:BB:57:A:H8	1.61	0.66
26:BB:56:G:H5'	31:BG:27:ASN:ND2	2.11	0.66
1:AA:807:A:H2'	1:AA:808:C:C6	2.29	0.66
1:AA:1382:C:H2'	1:AA:1383:C:C6	2.30	0.66
11:CK:27:ASN:CG	11:CK:55:LYS:HE2	2.16	0.66
25:DA:2346:A:H8	25:DA:2383:G:C5	2.13	0.66
12:AL:79:VAL:H	12:AL:103:ASP:CG	1.98	0.66
25:DA:2439:A:H5'	25:DA:2439:A:C8	2.30	0.66
11:CK:111:ASP:HA	18:CR:84:LYS:HD2	1.77	0.66

Continued on next page...

Continued from previous page...

Atom-1	Atom-2	Interatomic distance (Å)	Clash overlap (Å)
36:BP:48:PRO:CG	36:BP:49:ARG:H	2.05	0.66
3:AC:14:ILE:CD1	3:AC:178:LEU:HB3	2.26	0.66
46:DZ:135:PHE:HE1	46:DZ:137:GLU:HG2	1.60	0.66
42:DV:46:VAL:O	42:DV:47:VAL:HG13	1.95	0.66
44:DX:12:VAL:HG12	44:DX:27:THR:O	1.95	0.66
44:DX:26:TYR:HD2	44:DX:92:LEU:HD12	1.59	0.66
31:DG:137:GLU:HB3	31:DG:139:LEU:HD21	1.77	0.66
13:AM:83:ASP:CG	13:AM:84:ILE:H	1.98	0.66
30:BF:28:ILE:HG21	30:BF:116:ASP:HB3	1.77	0.66
30:DF:1:MET:CE	30:DF:27:GLU:HG3	2.26	0.66
51:D4:37:PRO:HB3	51:D4:51:TYR:CD2	2.30	0.66
45:BY:90:LEU:CD1	45:BY:91:GLU:H	2.08	0.66
36:BP:80:TYR:CE1	36:BP:111:ARG:HB3	2.30	0.66
32:DH:156:ALA:H	32:DH:158:HIS:H	1.42	0.66
2:AB:19:HIS:O	2:AB:39:ILE:HG23	1.95	0.66
10:AJ:17:ASP:O	10:AJ:20:ALA:HB3	1.96	0.66
22:CV:73:LEU:HD12	22:CV:81:VAL:HG12	1.78	0.66
32:BH:85:LYS:HG2	32:BH:133:VAL:HB	1.77	0.66
31:BG:129:GLY:HA3	31:BG:163:ALA:O	1.95	0.66
40:DT:28:VAL:O	40:DT:29:ARG:CG	2.44	0.66
48:B1:86:SER:HB2	48:B1:89:GLU:HB2	1.76	0.66
1:AA:460:G:H1'	1:AA:472:A:H61	1.61	0.66
25:DA:192:C:H2'	25:DA:193:U:H5'	1.78	0.66
25:DA:528:A:H2	25:DA:2043:C:H5'	1.60	0.66
25:DA:1174:A:H5''	25:DA:1175:U:C5'	2.25	0.66
34:DN:114:ARG:NH1	34:DN:114:ARG:HB2	2.11	0.66
11:AK:95:ILE:HG23	11:AK:108:ILE:HD11	1.78	0.66
1:CA:179:A:H2'	1:CA:180:U:H6	1.60	0.66
27:BC:182:PRO:HG2	27:BC:185:LYS:HD2	1.78	0.66
35:BO:1:MET:HE2	35:BO:67:LYS:HG2	1.76	0.66
1:AA:1382:C:H2'	1:AA:1383:C:H6	1.61	0.66
1:AA:1281:U:H5'	1:AA:1282:C:C5	2.31	0.66
1:CA:1382:C:O2'	1:CA:1383:C:H5'	1.96	0.66
1:CA:487:A:H2'	1:CA:488:C:O4'	1.96	0.66
13:CM:40:ASN:HD21	13:CM:42:ALA:HB3	1.61	0.66
25:BA:2348:U:H2'	25:BA:2349:G:C5'	2.25	0.66
29:DE:176:ILE:HD12	29:DE:176:ILE:N	2.10	0.66
40:BT:13:ARG:HA	40:BT:13:ARG:NH1	2.11	0.66
7:AG:43:PHE:O	7:AG:46:ALA:HB3	1.96	0.66
46:DZ:44:ASP:O	46:DZ:48:ARG:HG2	1.96	0.66
19:CS:62:ILE:O	19:CS:62:ILE:HG23	1.95	0.66

Continued on next page...

Continued from previous page...

Atom-1	Atom-2	Interatomic distance (Å)	Clash overlap (Å)
28:BD:43:ARG:HD2	28:BD:44:ASN:OD1	1.96	0.66
41:BU:90:VAL:CG1	41:BU:91:ASP:H	2.03	0.66
45:DY:37:VAL:HG11	45:DY:72:VAL:HG21	1.78	0.66
40:BT:80:SER:CB	40:BT:81:PRO:HD3	2.25	0.66
3:AC:90:GLU:HA	3:AC:93:LYS:HB3	1.78	0.66
45:BY:8:LYS:HZ1	45:BY:72:VAL:HB	1.60	0.66
53:B6:12:GLU:CA	53:B6:23:THR:HA	2.26	0.66
28:BD:26:LYS:HZ1	28:BD:82:ILE:HB	1.60	0.66
1:AA:258:G:H2'	1:AA:259:G:H8	1.61	0.66
29:BE:68:ALA:HB3	29:BE:69:LYS:NZ	2.10	0.66
2:AB:168:THR:HG23	2:AB:192:SER:HG	1.57	0.66
22:CV:71:GLN:HG3	22:CV:72:TYR:N	2.11	0.66
28:DD:93:ALA:HB3	28:DD:105:ILE:HG23	1.78	0.66
1:AA:1053:G:H3'	1:AA:1054:C:H5'	1.76	0.66
1:AA:975:A:H5'	1:AA:975:A:C8	2.31	0.66
25:DA:1591:G:H5'	25:DA:1591:G:C8	2.29	0.66
1:AA:557:G:H2'	1:AA:558:G:C8	2.30	0.66
31:BG:72:ARG:CZ	31:BG:86:MET:HG2	2.25	0.66
35:DO:87:ILE:HG21	35:DO:91:LEU:HA	1.78	0.66
25:DA:1192:G:O2'	25:DA:1193:G:H5'	1.96	0.66
6:AF:49:ALA:HB2	18:AR:78:LEU:O	1.96	0.66
18:AR:44:LEU:HD11	18:AR:79:LEU:HB3	1.78	0.66
1:AA:10:A:OP2	5:AE:126:ARG:HD3	1.96	0.66
25:DA:1027:A:H4'	26:DB:88:C:N3	2.10	0.66
55:B8:58:ILE:HG22	55:B8:58:ILE:O	1.95	0.66
31:BG:5:VAL:HG22	31:BG:8:LYS:HB2	1.78	0.66
39:BS:85:VAL:H	39:BS:106:ARG:HB2	1.60	0.66
1:AA:1123:A:O2'	10:AJ:38:ILE:HG23	1.96	0.66
25:BA:2202:C:H1'	28:BD:151:LYS:HZ1	1.60	0.66
27:BC:6:LYS:HB3	27:BC:6:LYS:NZ	2.10	0.66
44:DX:72:LYS:HD2	44:DX:72:LYS:N	2.11	0.66
29:DE:10:GLY:HA2	29:DE:192:ASN:ND2	2.11	0.66
1:AA:35:G:O2'	12:AL:118:GLY:HA2	1.96	0.66
25:BA:620:G:H4'	25:BA:621:A:C5'	2.24	0.66
32:DH:149:ARG:HD3	32:DH:164:TYR:HE1	1.61	0.66
44:BX:60:ARG:HH22	54:B7:47:ARG:NH2	1.94	0.66
25:DA:2356:C:O3'	47:D0:20:ARG:HD3	1.95	0.66
25:BA:1786:A:C2	25:BA:2606:C:H1'	2.30	0.66
40:BT:65:LYS:HE3	40:BT:66:VAL:C	2.16	0.66
42:DV:35:LEU:C	42:DV:37:VAL:H	1.99	0.66
1:CA:942:G:H21	9:CI:124:GLN:HE22	1.43	0.66

Continued on next page...

Continued from previous page...

Atom-1	Atom-2	Interatomic distance (Å)	Clash overlap (Å)
36:BP:136:GLU:O	36:BP:139:LYS:N	2.25	0.66
2:AB:187:LEU:HA	2:AB:201:ILE:HB	1.78	0.66
38:DR:4:LEU:CD1	38:DR:4:LEU:O	2.44	0.66
1:AA:1126:U:O2'	1:AA:1127:G:H5'	1.95	0.66
27:DC:15:VAL:HG13	27:DC:21:TYR:CE1	2.31	0.66
1:CA:952:U:H2'	1:CA:953:G:H8	1.59	0.66
27:DC:80:LYS:HE3	31:DG:50:ALA:H	1.60	0.66
47:D0:40:GLN:HG3	47:D0:42:GLY:O	1.96	0.66
39:DS:93:LYS:HG3	39:DS:93:LYS:O	1.96	0.66
12:AL:42:PRO:HG3	12:AL:48:ALA:N	2.10	0.66
25:DA:528:A:C3'	25:DA:528:A:C8	2.77	0.66
1:CA:226:G:O2'	1:CA:227:G:H5'	1.96	0.66
1:CA:192:U:H4'	20:CT:103:GLY:HA2	1.78	0.66
6:CF:100:ASN:N	18:CR:23:LYS:NZ	2.42	0.66
25:DA:2715:C:H2'	25:DA:2716:U:H6	1.60	0.66
28:DD:264:LYS:HG3	28:DD:265:PRO:HD2	1.76	0.66
1:CA:929:G:H2'	1:CA:930:C:C6	2.31	0.66
38:DR:99:LYS:HB2	38:DR:99:LYS:NZ	2.10	0.66
25:BA:1111:A:C2'	25:BA:1112:G:H4'	2.26	0.66
19:AS:24:ALA:O	19:AS:25:LYS:HB2	1.95	0.66
25:DA:2060:A:H3'	30:DF:68:LYS:HZ1	1.61	0.66
25:BA:1472:A:H2'	25:BA:1473:G:O4'	1.95	0.66
25:BA:80:G:C2'	25:BA:81:G:H5'	2.26	0.66
46:BZ:91:SER:O	46:BZ:129:PRO:HG2	1.96	0.66
1:AA:315:A:O2'	1:AA:316:G:OP2	2.09	0.66
25:BA:181:A:H5''	54:B7:36:GLN:NE2	2.11	0.66
38:BR:3:HIS:O	38:BR:4:LEU:CB	2.44	0.66
36:BP:89:ALA:HA	36:BP:121:LYS:HD3	1.77	0.66
25:DA:1709:U:H2'	25:DA:1710:C:C6	2.31	0.66
25:BA:2300:G:H1	25:BA:2316:C:H42	1.43	0.66
37:DQ:5:ARG:O	37:DQ:6:ARG:HG2	1.95	0.66
25:DA:2853:C:H2'	25:DA:2854:G:H8	1.60	0.66
17:CQ:89:LEU:HD23	17:CQ:89:LEU:O	1.96	0.66
25:BA:792:G:H5''	25:BA:793:A:H5'	1.77	0.66
46:DZ:27:MET:SD	46:DZ:58:LEU:HD12	2.36	0.65
46:DZ:7:TYR:CD1	46:DZ:7:TYR:N	2.61	0.65
37:DQ:140:ALA:HA	46:DZ:98:TYR:CG	2.31	0.65
30:BF:116:ASP:HB2	30:BF:119:ARG:NH2	2.11	0.65
30:DF:28:ILE:HG12	30:DF:119:ARG:NH2	2.11	0.65
25:DA:1109:C:H41	25:DA:1110:G:H21	1.43	0.65
3:AC:3:ASN:O	3:AC:4:LYS:HB2	1.96	0.65

Continued on next page...

Continued from previous page...

Atom-1	Atom-2	Interatomic distance (Å)	Clash overlap (Å)
25:DA:2833:G:H3'	25:DA:2834:G:H5'	1.76	0.65
25:BA:363(A):A:H2'	25:BA:363(A):A:N3	2.09	0.65
32:DH:83:TYR:CA	32:DH:135:GLY:H	2.08	0.65
1:CA:1305:G:O2'	1:CA:1306:A:H8	1.78	0.65
4:AD:14:ARG:HA	4:AD:39:PRO:HB3	1.78	0.65
3:CC:64:VAL:N	3:CC:97:LYS:HZ1	1.94	0.65
46:DZ:143:LEU:HD11	46:DZ:149:LEU:HD12	1.78	0.65
1:CA:1001:A:N3	1:CA:1001:A:H2'	2.11	0.65
33:BI:3:VAL:O	33:BI:18:VAL:HA	1.96	0.65
1:CA:1025:U:H4'	1:CA:1026:G:C8	2.31	0.65
39:DS:61:ASN:O	39:DS:62:LYS:HB2	1.95	0.65
6:CF:2:ARG:O	6:CF:66:GLU:HA	1.96	0.65
33:BI:132:PRO:HB2	33:BI:133:HIS:CE1	2.32	0.65
19:AS:46:GLY:H	19:AS:62:ILE:HG23	1.59	0.65
50:B3:47:VAL:HG11	50:B3:56:VAL:CG2	2.24	0.65
7:CG:13:GLN:HG3	7:CG:14:PRO:CD	2.26	0.65
1:CA:1277:C:H6	1:CA:1278:U:H5'	1.59	0.65
37:BQ:43:THR:OG1	37:BQ:46:GLN:HG3	1.96	0.65
38:BR:20:LEU:O	38:BR:24:GLN:HG3	1.95	0.65
25:DA:1459:G:C8	25:DA:1461:G:H1'	2.31	0.65
35:DO:49:ARG:HH11	35:DO:49:ARG:HG2	1.61	0.65
25:DA:2853:C:H2'	25:DA:2854:G:C8	2.30	0.65
1:CA:927:G:H2'	1:CA:928:G:C8	2.31	0.65
43:DW:35:ILE:HG22	43:DW:35:ILE:O	1.96	0.65
34:BN:15:LEU:HD12	34:BN:15:LEU:C	2.17	0.65
56:D9:26:ILE:HG22	56:D9:27:CYS:H	1.61	0.65
33:BI:144:VAL:HG23	33:BI:145:VAL:H	1.62	0.65
9:AI:40:LEU:HB2	9:AI:43:ALA:HB2	1.78	0.65
25:DA:863:A:H2'	25:DA:864:G:H8	1.61	0.65
9:CI:19:LEU:HB3	9:CI:59:PHE:HD2	1.59	0.65
29:DE:77:ILE:HG22	29:DE:78:LEU:N	2.11	0.65
10:AJ:7:LYS:HD3	10:AJ:71:LEU:HD13	1.78	0.65
25:BA:541:C:H2'	25:BA:542:C:C5	2.30	0.65
45:BY:50:ARG:HD3	45:BY:53:PRO:HG3	1.77	0.65
4:AD:36:ARG:CB	4:AD:36:ARG:HH11	2.08	0.65
22:CV:7:LEU:O	22:CV:8:ARG:HD2	1.97	0.65
3:CC:8:ILE:HG23	3:CC:16:ARG:HG2	1.79	0.65
25:DA:2790:A:H2'	25:DA:2791:C:H5'	1.77	0.65
25:BA:2491:U:H5'	25:BA:2570:G:C5'	2.25	0.65
1:AA:100:C:H2'	1:AA:101:A:O4'	1.96	0.65
1:AA:939:G:H5"	7:AG:102:ARG:NH2	2.11	0.65

Continued on next page...

Continued from previous page...

Atom-1	Atom-2	Interatomic distance (Å)	Clash overlap (Å)
25:DA:1280:G:H2'	25:DA:1281:G:H5''	1.78	0.65
25:BA:2127:G:H4'	27:BC:38:PHE:CD2	2.30	0.65
25:BA:806:C:OP2	36:BP:39:LYS:HD3	1.95	0.65
18:AR:35:ARG:O	18:AR:37:VAL:HG13	1.96	0.65
47:B0:50:VAL:HG22	47:B0:80:VAL:HG23	1.77	0.65
1:AA:256:U:H2'	1:AA:257:G:C8	2.32	0.65
34:DN:56:ASN:HD21	34:DN:59:LYS:HG3	1.61	0.65
25:DA:1788:C:O2'	25:DA:1789:A:H5'	1.95	0.65
25:BA:262:A:H2'	25:BA:263:C:O4'	1.96	0.65
54:B7:45:ALA:O	54:B7:46:VAL:HG23	1.96	0.65
11:CK:23:ALA:HB1	11:CK:88:GLY:HA3	1.77	0.65
1:AA:828:A:H2'	1:AA:829:G:O4'	1.95	0.65
43:DW:84:ARG:HB2	43:DW:96:ILE:HG22	1.77	0.65
54:D7:32:LYS:HD3	54:D7:32:LYS:O	1.96	0.65
25:DA:2617:C:O2'	25:DA:2618:G:H5'	1.96	0.65
1:AA:1410:G:H2'	1:AA:1411:C:H6	1.61	0.65
38:DR:54:LEU:HD23	38:DR:66:VAL:HG23	1.79	0.65
32:DH:28:GLY:HA3	32:DH:79:VAL:HG21	1.78	0.65
43:BW:4:LYS:HA	43:BW:106:ILE:HG22	1.78	0.65
1:AA:1440:C:H2'	1:AA:1441:G:H5'	1.78	0.65
3:CC:137:ALA:HA	3:CC:140:ARG:HB2	1.79	0.65
25:BA:1998:G:O2'	25:BA:1999:C:H5'	1.96	0.65
2:CB:7:VAL:O	2:CB:11:LEU:HB2	1.95	0.65
41:BU:91:ASP:O	41:BU:93:LYS:N	2.29	0.65
1:CA:1128:C:H2'	1:CA:1139:G:O6	1.96	0.65
45:DY:38:ILE:HG22	45:DY:39:VAL:N	2.11	0.65
45:DY:2:ARG:HD2	45:DY:3:VAL:CG2	2.26	0.65
25:BA:2103:C:C2'	25:BA:2104:G:H5''	2.26	0.65
1:AA:1133:G:H2'	1:AA:1134:G:C8	2.31	0.65
36:BP:146:VAL:O	36:BP:148:LEU:N	2.29	0.65
2:AB:31:TYR:HA	2:AB:46:LYS:HG2	1.78	0.65
20:CT:22:ARG:HH11	20:CT:22:ARG:HG3	1.61	0.65
17:AQ:68:ARG:H	17:AQ:70:ARG:NH1	1.94	0.65
53:D6:12:GLU:N	53:D6:12:GLU:CD	2.48	0.65
22:CV:3:SER:HA	22:CV:59:LYS:HA	1.77	0.65
22:CV:8:ARG:HH21	23:CW:4:G:C5'	2.08	0.65
15:CO:78:TYR:C	15:CO:80:ALA:H	1.99	0.65
40:DT:89:VAL:HG11	40:DT:91:ARG:HE	1.61	0.65
15:AO:87:ILE:HG22	15:AO:88:ARG:N	2.12	0.65
30:BF:9:ILE:HA	30:BF:14:PRO:O	1.95	0.65
10:CJ:84:GLN:O	10:CJ:85:LEU:HD23	1.96	0.65

Continued on next page...

Continued from previous page...

Atom-1	Atom-2	Interatomic distance (Å)	Clash overlap (Å)
17:CQ:20:THR:HA	17:CQ:43:LEU:HD23	1.77	0.65
1:AA:1301:U:H3'	1:AA:1302:U:C5'	2.26	0.65
1:CA:880:C:O2'	1:CA:881:G:H5'	1.96	0.65
40:BT:129:ARG:NH1	40:BT:131:ALA:HB3	2.12	0.65
38:DR:78:LYS:O	38:DR:82:GLU:HB3	1.97	0.65
4:AD:100:ARG:HH22	4:AD:137:SER:HB3	1.62	0.65
25:DA:1528(A):A:N7	25:DA:1529:G:C8	2.64	0.65
1:AA:537:G:H2'	1:AA:538:G:H8	1.60	0.65
1:AA:107:G:C2'	1:AA:108:G:H5'	2.26	0.65
25:DA:2022:U:O2'	25:DA:2617:C:H5'	1.95	0.65
47:B0:55:ASP:O	47:B0:56:PHE:HB2	1.96	0.65
30:DF:129:PHE:CD2	30:DF:163:VAL:HG21	2.30	0.65
1:CA:447:G:N1	1:CA:485:G:H1'	2.12	0.65
39:BS:36:TYR:HD1	39:BS:36:TYR:N	1.94	0.65
10:AJ:56:HIS:O	10:AJ:58:ASP:N	2.28	0.65
32:BH:19:VAL:HG11	32:BH:43:VAL:O	1.97	0.65
44:DX:8:ILE:N	44:DX:8:ILE:HD12	2.11	0.65
1:CA:1291:G:O3'	9:CI:39:GLY:HA3	1.96	0.65
22:CV:174:ASP:OD2	22:CV:177:THR:HG23	1.96	0.65
22:CV:173:VAL:HA	22:CV:179:GLU:O	1.95	0.65
13:AM:101:GLN:H	13:AM:101:GLN:HE21	1.45	0.65
25:BA:271(A):A:H5'	25:BA:271(B):C:OP2	1.96	0.65
46:DZ:150:HIS:ND1	46:DZ:151:ALA:N	2.44	0.65
33:DI:42:SER:O	33:DI:45:LYS:HE2	1.96	0.65
31:DG:72:ARG:NH1	31:DG:86:MET:HA	2.11	0.65
25:DA:1591:G:H2'	25:DA:1592:C:C6	2.32	0.65
6:CF:87:ARG:HG2	6:CF:87:ARG:HH11	1.61	0.65
28:BD:92:ILE:HD13	28:BD:92:ILE:H	1.60	0.65
3:CC:134:ILE:C	3:CC:136:GLN:H	1.99	0.65
20:CT:71:THR:HG22	20:CT:72:LEU:H	1.61	0.65
1:CA:1172:C:H2'	1:CA:1173:G:C8	2.29	0.65
12:CL:114:ARG:HB3	12:CL:119:THR:HB	1.78	0.65
38:DR:52:ILE:O	38:DR:55:ALA:N	2.29	0.65
25:DA:1798:U:C5'	28:DD:259:THR:HG22	2.26	0.65
32:DH:147:ASN:H	32:DH:147:ASN:HD22	1.43	0.65
25:BA:1712:C:O2'	25:BA:1713:U:H5'	1.95	0.65
43:BW:111:HIS:CD2	43:BW:113:LYS:H	2.14	0.65
25:DA:614(A):U:H5''	25:DA:614(B):G:OP1	1.95	0.65
25:BA:17:G:H2'	25:BA:18:C:C6	2.31	0.65
3:CC:157:ILE:HD13	3:CC:166:GLU:HB2	1.78	0.65
4:CD:26:CYS:HA	4:CD:31:CYS:HB2	1.78	0.65

Continued on next page...

Continued from previous page...

Atom-1	Atom-2	Interatomic distance (Å)	Clash overlap (Å)
25:DA:2776:A:H4'	25:DA:2777:G:H5''	1.78	0.65
4:CD:189:PRO:HB2	4:CD:194:LEU:HD21	1.78	0.65
3:CC:127:ARG:HG2	3:CC:127:ARG:HH11	1.60	0.65
1:AA:180:U:H2'	1:AA:181:G:H5'	1.77	0.65
39:BS:99:LYS:O	39:BS:101:LEU:HD12	1.97	0.65
39:BS:74:ALA:HB2	39:BS:101:LEU:HD23	1.78	0.65
25:DA:2189:U:C3'	25:DA:2190:G:H5''	2.27	0.65
19:CS:9:VAL:O	19:CS:11:VAL:N	2.28	0.65
7:CG:66:VAL:HG12	7:CG:66:VAL:O	1.96	0.65
1:AA:977:A:N1	1:AA:1224:G:C2	2.64	0.65
3:AC:103:VAL:HG12	3:AC:103:VAL:O	1.96	0.65
3:AC:107:GLN:O	3:AC:109:PRO:HD3	1.95	0.65
3:CC:78:GLY:HA3	3:CC:83:ARG:HB3	1.77	0.65
25:BA:542:C:H6	25:BA:542:C:O5'	1.78	0.65
20:CT:13:LEU:HD12	20:CT:17:ARG:HH21	1.60	0.65
55:B8:32:LEU:O	55:B8:33:ASN:O	2.14	0.65
11:AK:110:ASP:O	18:AR:84:LYS:HD2	1.97	0.65
4:AD:31:CYS:C	4:AD:33:MET:H	1.98	0.65
25:DA:875:G:H2'	25:DA:876:C:C6	2.32	0.65
6:CF:91:VAL:CG1	18:CR:72:ARG:NH2	2.56	0.65
14:AN:27:CYS:O	14:AN:27:CYS:SG	2.54	0.65
37:BQ:63:LYS:NZ	37:BQ:63:LYS:HB2	2.10	0.65
19:CS:44:MET:HA	19:CS:44:MET:CE	2.26	0.65
55:D8:8:LYS:O	55:D8:12:LYS:HG3	1.96	0.65
25:DA:309:G:N3	25:DA:329:G:O2'	2.29	0.65
25:DA:1497:U:H5'	25:DA:1498:C:H5	1.59	0.65
29:DE:101:ARG:CD	29:DE:169:ASN:HD21	2.10	0.65
25:BA:271(M):G:O2'	25:BA:271(N):U:H3'	1.97	0.65
17:CQ:32:TYR:O	17:CQ:34:LYS:N	2.30	0.65
49:B2:64:LEU:HD21	49:B2:68:ARG:HE	1.62	0.65
25:BA:1999:C:H4'	25:BA:2723:C:O2	1.96	0.65
25:BA:2520:C:C6	25:BA:2567:G:H1'	2.32	0.65
34:BN:57:ALA:O	34:BN:58:ASP:O	2.15	0.65
27:DC:47:LYS:NZ	27:DC:212:SER:HB2	2.11	0.65
1:AA:833:U:H2'	1:AA:834:C:C6	2.31	0.65
2:AB:82:ARG:HD2	2:AB:83:MET:CE	2.27	0.65
8:AH:12:ARG:NH1	8:AH:26:VAL:HA	2.10	0.65
13:CM:9:ILE:HG22	13:CM:9:ILE:O	1.95	0.65
25:BA:1941:C:H5'	25:BA:1941:C:H6	1.61	0.65
29:BE:37:ARG:O	29:BE:45:THR:HA	1.96	0.65
31:DG:39:ILE:CG2	31:DG:92:VAL:HG13	2.25	0.65

Continued on next page...

Continued from previous page...

Atom-1	Atom-2	Interatomic distance (Å)	Clash overlap (Å)
3:AC:90:GLU:OE1	3:AC:93:LYS:HD3	1.97	0.65
30:DF:155:LEU:HB2	30:DF:189:THR:OG1	1.97	0.65
10:AJ:24:VAL:HG22	10:AJ:72:VAL:HG11	1.77	0.65
36:DP:58:THR:O	36:DP:61:ARG:NE	2.29	0.65
29:BE:78:LEU:O	29:BE:79:ARG:HD2	1.95	0.65
1:CA:998:G:H2'	1:CA:999:C:C6	2.31	0.65
19:CS:5:LEU:HG	19:CS:10:PHE:CD1	2.31	0.65
45:DY:98:VAL:O	45:DY:99:CYS:SG	2.54	0.65
39:DS:20:ARG:N	39:DS:20:ARG:NH1	2.44	0.65
1:AA:390:C:H2'	1:AA:391:G:C8	2.32	0.65
22:CV:45:GLU:HA	22:CV:121:LYS:CD	2.24	0.65
31:BG:5:VAL:HG23	31:BG:8:LYS:H	1.61	0.65
30:DF:65:TRP:CZ3	30:DF:72:ARG:HB2	2.31	0.65
1:CA:1313:U:OP1	19:CS:6:LYS:HG3	1.96	0.65
27:DC:186:LEU:HA	27:DC:189:ASN:HD22	1.61	0.65
32:DH:149:ARG:HA	32:DH:162:ILE:HG21	1.79	0.65
1:CA:155:C:O2'	1:CA:156:G:H5'	1.97	0.65
43:DW:40:ASN:O	43:DW:41:LYS:HG2	1.97	0.65
5:AE:26:PHE:CD1	5:AE:26:PHE:N	2.64	0.65
1:CA:721:G:H4'	1:CA:722:A:O4'	1.97	0.65
1:CA:725:G:O2'	1:CA:726:C:H5'	1.97	0.65
33:BI:56:LYS:O	33:BI:60:GLU:HB3	1.96	0.65
46:DZ:144:GLU:H	46:DZ:147:ASP:HB3	1.61	0.65
2:CB:7:VAL:O	2:CB:11:LEU:HD12	1.97	0.65
25:DA:2103:C:H5'	25:DA:2104:G:OP2	1.97	0.65
3:AC:43:LEU:O	3:AC:47:LEU:HB3	1.97	0.65
5:AE:129:ILE:O	5:AE:132:ALA:HB3	1.97	0.65
4:AD:146:ILE:HD12	4:AD:146:ILE:N	2.11	0.65
22:CV:73:LEU:CD2	22:CV:83:MET:HB2	2.26	0.65
34:DN:34:LEU:HD21	34:DN:120:LEU:HG	1.79	0.65
1:AA:1056:U:H5'	3:AC:163:ALA:CB	2.26	0.65
1:AA:45:U:H2'	1:AA:46:G:C8	2.32	0.65
23:AW:1:C:H42	23:AW:72:A:N6	1.92	0.65
35:DO:86:ILE:HD12	35:DO:86:ILE:N	2.12	0.65
46:BZ:142:GLY:O	46:BZ:143:LEU:HD22	1.97	0.65
43:DW:29:LEU:HD22	43:DW:69:LEU:HD12	1.79	0.65
1:AA:1106:G:H5''	3:AC:172:ARG:HG2	1.78	0.65
25:DA:1578:U:H2'	25:DA:1579:A:H5'	1.79	0.65
49:B2:32:LEU:HD23	49:B2:32:LEU:O	1.96	0.65
37:BQ:17:LEU:HD11	37:BQ:41:TRP:CD1	2.31	0.65
28:DD:45:ASN:HD21	28:DD:50:THR:HG21	1.59	0.65

Continued on next page...

Continued from previous page...

Atom-1	Atom-2	Interatomic distance (Å)	Clash overlap (Å)
25:DA:221:A:C4	25:DA:233:A:H1'	2.31	0.65
43:DW:7:ALA:O	43:DW:102:HIS:HA	1.97	0.65
30:BF:84:VAL:HG12	30:BF:85:GLY:N	2.09	0.65
25:DA:15:G:H2'	25:DA:16:G:H8	1.61	0.65
8:AH:90:GLY:O	8:AH:91:ARG:HB2	1.96	0.65
25:DA:2208:A:H1'	25:DA:2219:G:C5	2.32	0.65
15:AO:7:GLU:O	15:AO:10:LYS:HG2	1.97	0.65
1:CA:1486:G:H2'	1:CA:1487:G:O4'	1.96	0.65
25:BA:2790:A:H2'	25:BA:2790:A:N3	2.10	0.65
37:DQ:27:VAL:HG23	37:DQ:137:TYR:CE2	2.32	0.65
25:DA:1140:C:O2	25:DA:1140:C:H2'	1.96	0.65
41:DU:111:GLU:O	41:DU:114:LYS:HG2	1.96	0.65
42:BV:4:ILE:HG22	42:BV:39:LEU:HD23	1.77	0.65
31:DG:134:GLY:O	31:DG:135:LEU:HD12	1.97	0.65
19:AS:10:PHE:CZ	19:AS:70:LYS:HD2	2.31	0.65
1:AA:137:C:H42	1:AA:226:G:H1	1.44	0.65
45:BY:27:VAL:HG12	45:BY:28:LYS:N	2.12	0.65
45:BY:101:LYS:HG2	45:BY:102:CYS:N	2.12	0.65
2:AB:204:ASN:HD21	2:AB:207:ALA:H	1.43	0.65
8:CH:42:GLU:HG3	8:CH:109:ILE:HD12	1.78	0.65
3:CC:141:VAL:HG12	3:CC:146:ALA:HB2	1.78	0.65
3:CC:64:VAL:HG13	3:CC:97:LYS:HZ1	1.61	0.65
2:CB:140:HIS:HA	2:CB:143:GLU:CG	2.27	0.65
40:DT:8:LYS:O	40:DT:10:VAL:N	2.30	0.65
31:BG:75:LYS:O	31:BG:84:LYS:HA	1.96	0.65
48:D1:3:LYS:HG3	48:D1:4:VAL:N	2.08	0.65
18:CR:59:SER:H	18:CR:62:GLU:CD	2.00	0.65
1:CA:418:C:H2'	1:CA:419:C:C6	2.30	0.65
25:BA:11:G:O2'	25:BA:12:U:H5'	1.97	0.65
31:BG:29:TRP:O	31:BG:31:VAL:N	2.29	0.65
44:DX:60:ARG:HA	44:DX:75:ASP:OD2	1.96	0.65
25:DA:325:G:H2'	25:DA:326:G:H8	1.62	0.65
7:AG:80:VAL:HG21	7:AG:85:TYR:HD1	1.62	0.65
25:BA:2590:A:O2'	25:BA:2591:C:H5'	1.96	0.65
27:DC:163:GLU:HG2	27:DC:164:PHE:N	2.12	0.65
25:DA:646:A:H2'	25:DA:647:G:O4'	1.97	0.65
25:DA:955:C:OP1	37:DQ:87:LYS:HE2	1.96	0.65
26:DB:55:U:H1'	31:DG:29:TRP:CD1	2.32	0.65
1:CA:1288:A:H2'	1:CA:1289:A:H8	1.62	0.65
42:BV:45:THR:HG22	42:BV:45:THR:O	1.97	0.65
2:CB:141:GLU:O	2:CB:145:LEU:HB2	1.96	0.65

Continued on next page...

Continued from previous page...

Atom-1	Atom-2	Interatomic distance (Å)	Clash overlap (Å)
1:CA:980:C:H5'	1:CA:981:U:C5	2.32	0.65
13:CM:92:HIS:HA	13:CM:110:ARG:NH2	2.11	0.65
31:DG:43:LEU:HD12	31:DG:153:ARG:HG3	1.78	0.65
1:CA:1363(A):A:H1'	1:CA:1365:G:C8	2.30	0.65
25:DA:2787:C:O2	29:DE:61:ARG:NH1	2.26	0.65
3:AC:89:GLU:O	3:AC:93:LYS:N	2.25	0.65
45:BY:8:LYS:HD2	45:BY:8:LYS:N	2.11	0.65
45:BY:7:VAL:HB	45:BY:8:LYS:HZ3	1.61	0.65
31:BG:60:LEU:O	31:BG:63:ILE:HG12	1.95	0.65
29:BE:84:PHE:CZ	29:BE:86:PRO:HG3	2.32	0.65
35:BO:113:LYS:O	35:BO:117:LEU:HB2	1.97	0.65
1:AA:708:C:H2'	1:AA:709:G:H8	1.62	0.65
4:AD:14:ARG:HG3	4:AD:15:GLU:N	2.11	0.65
35:DO:35:VAL:HG21	35:DO:69:ILE:HD13	1.78	0.65
25:DA:271(P):C:H5''	33:DI:45:LYS:NZ	2.12	0.65
22:CV:19:LEU:HD22	22:CV:63:ILE:HD13	1.78	0.65
52:B5:53:ALA:CA	52:B5:56:LYS:HZ1	2.10	0.65
1:AA:393:A:O2'	1:AA:394:G:H5'	1.97	0.65
1:AA:1002:G:N3	1:AA:1002:G:H2'	2.11	0.65
47:B0:37:VAL:HG12	47:B0:39:GLN:HG2	1.79	0.65
40:BT:88:ILE:HG22	40:BT:89:VAL:HG23	1.79	0.65
32:DH:147:ASN:ND2	32:DH:147:ASN:H	1.95	0.65
25:DA:52:A:O2'	25:DA:53:A:H5'	1.97	0.65
1:CA:677:U:H2'	1:CA:678:U:C6	2.32	0.65
35:DO:1:MET:HE3	35:DO:67:LYS:HG2	1.79	0.65
25:DA:2553:G:H3'	25:DA:2554:U:H5''	1.78	0.65
1:AA:1410:G:O2'	1:AA:1411:C:H5'	1.97	0.65
4:CD:126:ILE:HG22	4:CD:127:THR:N	2.12	0.65
25:BA:2112:G:O2'	25:BA:2113:U:H5'	1.97	0.65
42:BV:98:GLU:OE1	42:BV:100:ARG:HD3	1.96	0.65
25:BA:74:A:H4'	25:BA:75:G:O5'	1.96	0.65
1:AA:237:C:H5''	17:AQ:25:ARG:HH11	1.61	0.65
37:DQ:10:ARG:HG3	37:DQ:10:ARG:HH11	1.61	0.65
39:BS:101:LEU:HD22	39:BS:102:ALA:O	1.98	0.65
50:D3:8:LEU:CD1	50:D3:31:LEU:HA	2.26	0.65
42:DV:19:LYS:CG	42:DV:94:LEU:HB2	2.18	0.65
1:CA:1240:U:OP2	7:CG:116:ALA:HB2	1.97	0.65
29:DE:36:ARG:HH22	29:DE:88:GLY:CA	2.09	0.65
29:DE:33:VAL:HG12	29:DE:90:THR:H	1.62	0.65
30:BF:7:TYR:CE1	30:BF:196:LEU:HD11	2.31	0.65
29:BE:67:PHE:O	29:BE:70:ALA:HB2	1.97	0.65

Continued on next page...

Continued from previous page...

Atom-1	Atom-2	Interatomic distance (Å)	Clash overlap (Å)
25:BA:2476:A:H2'	25:BA:2477:C:H5''	1.77	0.65
40:DT:34:VAL:HG13	40:DT:39:ARG:CG	2.27	0.65
40:DT:28:VAL:HG22	40:DT:46:GLU:C	2.18	0.65
30:BF:191:ARG:NH1	30:BF:191:ARG:HB3	2.08	0.65
19:CS:19:VAL:HG22	19:CS:44:MET:SD	2.37	0.65
25:DA:2170:A:H5''	27:DC:135:ARG:NH1	2.08	0.65
25:DA:2126:A:H5'	27:DC:38:PHE:CZ	2.32	0.65
32:DH:68:THR:C	32:DH:70:THR:N	2.51	0.65
11:CK:96:ARG:CA	11:CK:99:GLN:HG2	2.27	0.65
25:BA:539:G:C8	25:BA:539:G:H5'	2.26	0.65
13:CM:47:ASP:O	13:CM:48:LEU:HB3	1.96	0.65
25:DA:2474:C:H5''	25:DA:2475:C:H5	1.62	0.65
25:DA:1190:G:H2'	25:DA:1191:G:H8	1.62	0.65
25:BA:2331:G:O3'	47:B0:42:THR:HG22	1.97	0.65
30:BF:133:ASN:HA	30:BF:162:LEU:HD21	1.79	0.65
25:DA:2808:U:H2'	25:DA:2809:A:C5'	2.27	0.65
39:BS:85:VAL:CG2	39:BS:106:ARG:HG3	2.27	0.65
4:AD:88:VAL:HG13	5:AE:97:GLY:HA3	1.79	0.65
1:AA:538:G:H2'	1:AA:539:A:C8	2.32	0.65
48:B1:13:ILE:C	48:B1:13:ILE:HD12	2.18	0.65
25:BA:374:A:H1'	25:BA:401:A:N6	2.12	0.65
34:BN:36:GLY:HA3	34:BN:48:MET:CE	2.27	0.65
43:BW:111:HIS:CD2	43:BW:112:GLY:H	2.15	0.65
1:CA:1510:U:H2'	1:CA:1511:G:C8	2.32	0.65
8:CH:12:ARG:HG2	8:CH:24:THR:HG21	1.79	0.65
1:CA:47:C:H4'	1:CA:48:C:O5'	1.96	0.65
1:AA:318:G:O2'	1:AA:319:G:H5'	1.97	0.65
1:AA:1080:A:H4'	5:AE:16:THR:OG1	1.96	0.65
13:CM:33:ALA:HA	13:CM:59:TYR:HE2	1.61	0.65
23:CW:50:U:H3	23:CW:64:G:H1	1.43	0.65
25:BA:197:A:C8	25:BA:197:A:H5'	2.32	0.64
20:AT:50:GLU:HG3	20:AT:51:GLU:H	1.61	0.64
1:CA:1179:A:H2'	1:CA:1180:A:O4'	1.98	0.64
1:AA:1321:C:H5'	1:AA:1322:C:C5'	2.27	0.64
30:BF:3:GLU:HA	30:BF:24:LEU:CB	2.25	0.64
1:AA:1066:C:H42	1:AA:1191:A:H62	1.43	0.64
36:DP:63:PRO:O	36:DP:65:ARG:N	2.30	0.64
13:AM:97:PRO:HA	13:AM:110:ARG:HD3	1.79	0.64
13:AM:40:ASN:HD22	13:AM:43:THR:HG23	1.63	0.64
8:AH:6:ILE:N	8:AH:6:ILE:HD12	2.10	0.64
1:CA:1033:G:C3'	1:CA:1034:G:H5''	2.27	0.64

Continued on next page...

Continued from previous page...

Atom-1	Atom-2	Interatomic distance (Å)	Clash overlap (Å)
30:DF:164:ARG:HD2	30:DF:176:LEU:O	1.96	0.64
25:BA:2491:U:C5'	25:BA:2570:G:H5''	2.25	0.64
5:CE:80:ILE:HG22	8:CH:104:ARG:NH2	2.12	0.64
25:BA:1614:A:N6	43:BW:93:ALA:HB2	2.12	0.64
33:DI:12:LEU:O	33:DI:12:LEU:HG	1.98	0.64
42:DV:72:VAL:HG22	42:DV:85:LYS:HB3	1.79	0.64
1:CA:1452:C:H4'	1:CA:1456:G:C4	2.32	0.64
25:DA:1991:U:H2'	25:DA:1992:G:H5''	1.79	0.64
18:AR:46:GLU:HB3	18:AR:85:LEU:CD1	2.27	0.64
25:BA:92:A:O2'	25:BA:93:G:H5'	1.97	0.64
29:DE:2:LYS:HE3	29:DE:95:ILE:HG23	1.79	0.64
38:DR:63:ARG:HA	38:DR:80:PHE:CZ	2.32	0.64
5:CE:37:ARG:NH1	5:CE:112:LEU:HD22	2.11	0.64
25:BA:2864:G:O2'	25:BA:2865:U:H5'	1.96	0.64
19:AS:29:ARG:NH1	19:AS:30:LEU:HB2	2.12	0.64
25:BA:1473:G:O2'	25:BA:1474:C:H5'	1.97	0.64
25:BA:2533:A:C3'	25:BA:2534:A:H5''	2.27	0.64
15:AO:55:GLY:HA2	15:AO:58:MET:CE	2.28	0.64
8:CH:12:ARG:NH1	8:CH:27:PRO:HD3	2.12	0.64
35:BO:59:LYS:NZ	35:BO:89:ASN:HD21	1.95	0.64
1:CA:1056:U:H5'	3:CC:163:ALA:HB2	1.77	0.64
25:DA:2192:G:H2'	25:DA:2193:G:H5''	1.78	0.64
1:AA:763:G:H2'	1:AA:764:C:H6	1.62	0.64
25:BA:1025:G:OP1	25:BA:1025:G:H8	1.81	0.64
11:AK:81:ASP:OD1	11:AK:106:LYS:HD3	1.97	0.64
25:BA:862:G:H2'	25:BA:863:A:O4'	1.97	0.64
25:BA:1773:A:H2'	25:BA:1774:C:H5'	1.79	0.64
26:DB:29:A:H2'	26:DB:30:C:C6	2.32	0.64
1:AA:795:C:H1'	1:AA:1506:U:C6	2.32	0.64
39:BS:35:ILE:H	39:BS:53:SER:HB3	1.60	0.64
25:DA:1024:G:OP2	25:DA:1025:G:H3'	1.97	0.64
41:DU:73:GLY:O	41:DU:74:LEU:O	2.15	0.64
44:DX:7:VAL:HG12	44:DX:39:ILE:HD13	1.79	0.64
7:CG:115:ARG:HB2	7:CG:118:VAL:CG2	2.27	0.64
9:CI:50:LEU:HD13	9:CI:55:ALA:O	1.97	0.64
9:CI:82:ALA:O	9:CI:96:LEU:HD11	1.96	0.64
31:DG:141:PHE:O	31:DG:144:ILE:HG22	1.96	0.64
53:D6:44:ARG:O	53:D6:45:LYS:HG2	1.97	0.64
53:B6:19:ARG:CG	53:B6:20:ASN:H	2.02	0.64
53:B6:20:ASN:C	53:B6:21:TYR:CD1	2.71	0.64
25:DA:287:C:H2'	25:DA:288:C:O4'	1.97	0.64

Continued on next page...

Continued from previous page...

Atom-1	Atom-2	Interatomic distance (Å)	Clash overlap (Å)
1:AA:1330:U:H4'	13:AM:23:TYR:CE2	2.32	0.64
22:CV:72:TYR:CE1	22:CV:80:MET:HB3	2.32	0.64
34:DN:115:ARG:HG3	34:DN:115:ARG:NH1	2.10	0.64
49:D2:10:LEU:HD21	49:D2:59:ARG:HD3	1.79	0.64
30:BF:46:ARG:NH1	30:BF:46:ARG:CG	2.51	0.64
33:BI:12:LEU:HG	33:BI:12:LEU:O	1.97	0.64
36:DP:120:ALA:HB3	36:DP:137:LYS:O	1.97	0.64
1:AA:1207:G:H2'	1:AA:1208:C:H6	1.62	0.64
1:CA:80:G:H3'	1:CA:81:U:H5'	1.79	0.64
28:DD:33:LEU:HD22	28:DD:102:LYS:HZ2	1.60	0.64
11:CK:96:ARG:O	11:CK:99:GLN:HG2	1.97	0.64
22:AV:80:MET:SD	22:AV:101:ALA:HB1	2.37	0.64
26:BB:30:C:C2'	26:BB:31:C:H5'	2.26	0.64
8:CH:35:ILE:O	8:CH:39:LEU:HB2	1.97	0.64
1:CA:165:C:H2'	1:CA:166:G:H8	1.61	0.64
36:DP:49:ARG:HD2	55:D8:58:ILE:HG22	1.78	0.64
49:D2:17:SER:HB3	49:D2:20:GLU:HB3	1.79	0.64
35:DO:1:MET:HE3	35:DO:67:LYS:HE2	1.78	0.64
1:CA:707:C:O2	11:CK:39:PRO:HD3	1.98	0.64
25:DA:2346:A:C8	25:DA:2383:G:C5	2.85	0.64
26:DB:55:U:O2'	26:DB:56:G:H5'	1.97	0.64
12:AL:15:VAL:HG23	12:AL:16:ARG:N	2.11	0.64
3:AC:175:LEU:HD11	3:AC:201:TYR:CD2	2.32	0.64
2:AB:95:GLN:HE21	2:AB:147:LYS:CG	2.08	0.64
25:DA:1268:A:H2'	25:DA:1269:A:O4'	1.97	0.64
15:CO:65:ARG:HH11	15:CO:65:ARG:HG2	1.62	0.64
25:BA:139(A):G:N2	44:BX:44:GLU:OE1	2.29	0.64
14:AN:57:ARG:HG2	14:AN:58:LYS:H	1.62	0.64
25:BA:154(A):C:N3	25:BA:172:C:N4	2.46	0.64
46:DZ:124:LEU:HD12	46:DZ:125:VAL:N	2.12	0.64
42:DV:21:ARG:N	42:DV:21:ARG:HE	1.94	0.64
41:BU:90:VAL:HG22	42:BV:39:LEU:HG	1.79	0.64
1:CA:1133:G:H2'	1:CA:1134:G:H8	1.61	0.64
25:DA:884:C:C3'	25:DA:885:C:H5'	2.27	0.64
19:AS:12:ASP:OD1	19:AS:37:ARG:NH1	2.31	0.64
19:AS:20:LEU:HA	19:AS:23:ASN:CB	2.28	0.64
25:BA:2187:G:O2'	25:BA:2188:C:H5'	1.97	0.64
28:BD:32:SER:O	28:BD:34:VAL:N	2.30	0.64
40:BT:28:VAL:HG22	40:BT:46:GLU:HA	1.78	0.64
29:BE:34:VAL:HG21	29:BE:48:GLN:HE21	1.62	0.64
14:CN:4:LYS:HA	14:CN:7:ILE:HD11	1.78	0.64

Continued on next page...

Continued from previous page...

Atom-1	Atom-2	Interatomic distance (Å)	Clash overlap (Å)
36:DP:83:VAL:HG13	36:DP:83:VAL:O	1.96	0.64
36:DP:97:PRO:O	36:DP:98:GLU:HB3	1.97	0.64
25:DA:2174:C:O2'	27:DC:219:MET:HG2	1.97	0.64
32:DH:15:VAL:HG21	32:DH:76:VAL:HG13	1.80	0.64
35:DO:88:ASN:O	35:DO:90:GLN:N	2.29	0.64
30:BF:132:VAL:HG22	30:BF:133:ASN:N	2.11	0.64
25:DA:2892:A:H3'	25:DA:2893:G:C5'	2.27	0.64
6:AF:63:TYR:O	6:AF:65:VAL:HG13	1.96	0.64
25:DA:2060:A:C3'	30:DF:68:LYS:HZ1	2.10	0.64
31:DG:96:ARG:O	31:DG:99:MET:HB3	1.96	0.64
25:BA:1755:A:H2'	25:BA:1756:G:H5'	1.77	0.64
16:CP:25:ARG:HG3	16:CP:25:ARG:HH11	1.62	0.64
12:CL:89:ASP:O	12:CL:91:PRO:HD3	1.97	0.64
1:AA:831:U:H2'	1:AA:832:C:H6	1.61	0.64
25:BA:828:U:O2	25:BA:828:U:H3'	1.97	0.64
1:CA:579:G:H5'	1:CA:728:A:H1'	1.78	0.64
1:CA:1504:G:OP1	1:CA:1507:A:H4'	1.97	0.64
1:AA:1286:A:H2'	1:AA:1287:A:H4'	1.79	0.64
1:AA:1349:A:OP2	9:AI:118:LYS:NZ	2.30	0.64
46:DZ:27:MET:HG3	46:DZ:87:PHE:HB3	1.80	0.64
34:DN:36:GLY:O	34:DN:48:MET:HE2	1.97	0.64
25:DA:1140:C:H5''	34:DN:66:LYS:HZ3	1.61	0.64
42:DV:18:LEU:CG	42:DV:19:LYS:H	2.10	0.64
25:DA:2267:A:H3'	25:DA:2268:A:C5'	2.27	0.64
1:CA:1252:A:N6	1:CA:1285:A:H61	1.91	0.64
7:CG:60:LYS:HA	7:CG:60:LYS:NZ	2.12	0.64
30:DF:4:VAL:H	30:DF:19:GLU:HB2	1.62	0.64
10:AJ:6:ILE:O	10:AJ:71:LEU:HD12	1.96	0.64
25:BA:1747(A):G:H2'	25:BA:1748:G:C5'	2.23	0.64
25:DA:1567:A:C8	28:DD:84:TYR:HE2	2.15	0.64
36:BP:90:ARG:HH22	36:BP:105:LEU:HD22	1.62	0.64
25:BA:2477:C:H41	56:B9:10:ILE:HG12	1.63	0.64
3:CC:70:VAL:HG12	3:CC:71:ALA:N	2.11	0.64
40:DT:32:TYR:O	40:DT:33:LYS:HB2	1.97	0.64
3:CC:114:PRO:HD3	3:CC:183:ASP:OD1	1.97	0.64
36:DP:83:VAL:CG1	36:DP:112:LEU:HD21	2.23	0.64
36:DP:85:LEU:HD12	36:DP:120:ALA:HB2	1.80	0.64
1:CA:1027:C:H2'	1:CA:1028:C:C5	2.32	0.64
1:AA:532:A:H3'	1:AA:533:A:C5'	2.27	0.64
27:DC:150:ILE:HG23	27:DC:154:ILE:CD1	2.27	0.64
27:BC:43:GLU:HB2	27:BC:216:THR:CG2	2.27	0.64

Continued on next page...

Continued from previous page...

Atom-1	Atom-2	Interatomic distance (Å)	Clash overlap (Å)
28:DD:146:GLU:HB3	28:DD:189:CYS:SG	2.37	0.64
16:CP:22:THR:HA	16:CP:33:ILE:HG12	1.77	0.64
8:CH:46:LYS:HG3	8:CH:63:LEU:O	1.98	0.64
32:BH:98:LEU:HD22	32:BH:125:VAL:HG23	1.79	0.64
31:DG:104:GLU:HG2	51:D4:50:THR:HG21	1.79	0.64
28:DD:69:ARG:NH2	28:DD:192:THR:HB	2.12	0.64
25:BA:1012:U:O4	34:BN:28:THR:HG21	1.97	0.64
1:CA:927:G:H2'	1:CA:928:G:H8	1.60	0.64
25:DA:325:G:H2'	25:DA:326:G:C8	2.33	0.64
7:AG:140:ASP:HA	7:AG:143:ARG:NH1	2.12	0.64
25:BA:1665:A:H5''	35:BO:66:LYS:HG3	1.79	0.64
25:BA:2514:U:H2'	25:BA:2515:C:C6	2.32	0.64
1:AA:1507:A:H2'	1:AA:1508:G:C8	2.32	0.64
28:BD:78:LYS:HE2	28:BD:114:GLY:O	1.97	0.64
26:DB:105:A:H2'	26:DB:106:G:O4'	1.97	0.64
46:DZ:71:ARG:HB2	46:DZ:86:ASP:HB3	1.79	0.64
44:DX:89:ILE:O	44:DX:93:GLU:HG2	1.97	0.64
1:AA:1324:A:O4'	1:AA:1362:C:H4'	1.98	0.64
25:DA:1106:G:N3	25:DA:1107:G:N7	2.46	0.64
31:BG:64:THR:HG23	31:BG:66:GLN:H	1.62	0.64
25:DA:1567:A:C5'	28:DD:58:HIS:HD2	2.01	0.64
1:CA:642:A:N3	8:CH:113:SER:OG	2.27	0.64
13:AM:66:LEU:HA	13:AM:70:LEU:CD1	2.26	0.64
25:DA:2749:A:H4'	32:DH:62:LYS:CB	2.24	0.64
35:DO:111:PHE:O	35:DO:115:VAL:HG23	1.97	0.64
10:CJ:54:PHE:CE2	10:CJ:55:LYS:HD2	2.32	0.64
31:BG:129:GLY:O	31:BG:161:THR:HB	1.97	0.64
25:DA:70:G:H21	25:DA:71:A:H62	1.46	0.64
32:BH:89:ILE:HG13	32:BH:129:THR:O	1.97	0.64
1:AA:522:C:N4	12:AL:50:ARG:HH22	1.95	0.64
16:CP:82:GLN:HE21	16:CP:82:GLN:N	1.95	0.64
17:CQ:67:LYS:HA	17:CQ:70:ARG:HH12	1.61	0.64
25:BA:2124:G:H1'	27:BC:43:GLU:OE2	1.97	0.64
25:BA:2344:U:OP1	53:B6:38:LYS:HD2	1.97	0.64
25:DA:1171:G:H5'	25:DA:1173:G:H5''	1.79	0.64
45:BY:68:HIS:HB3	45:BY:71:LYS:NZ	2.12	0.64
25:DA:2092:U:C5	25:DA:2226:C:OP2	2.50	0.64
25:BA:1394:U:H3'	25:BA:1395:A:H5''	1.79	0.64
6:AF:42:GLU:O	6:AF:44:GLY:N	2.30	0.64
6:CF:98:LEU:HD22	18:CR:28:GLU:OE1	1.98	0.64
25:BA:90:U:H2'	25:BA:90:U:O2	1.97	0.64

Continued on next page...

Continued from previous page...

Atom-1	Atom-2	Interatomic distance (Å)	Clash overlap (Å)
38:BR:56:LYS:HE3	38:BR:94:TYR:OH	1.97	0.64
28:DD:270:ILE:H	28:DD:270:ILE:HD12	1.62	0.64
25:DA:272(C):G:H2'	25:DA:272(D):G:H8	1.62	0.64
1:AA:1442:G:H1	1:AA:1461:G:H21	1.45	0.64
39:DS:76:LYS:O	39:DS:80:LEU:HD13	1.97	0.64
1:CA:1313:U:P	19:CS:6:LYS:HG3	2.37	0.64
29:BE:173:VAL:O	29:BE:174:ASP:CB	2.45	0.64
25:BA:1187:G:H5''	42:BV:81:TYR:CE2	2.32	0.64
25:DA:1149:G:H2'	25:DA:1150:C:C6	2.33	0.64
25:DA:179:G:O2'	25:DA:180:G:H5'	1.96	0.64
25:DA:2192:G:C2'	25:DA:2193:G:H5''	2.28	0.64
25:BA:1766:U:H2'	25:BA:1767:C:H6	1.63	0.64
42:DV:11:GLN:C	42:DV:12:TYR:HD2	2.01	0.64
9:CI:10:ARG:HH21	9:CI:11:LYS:HE2	1.60	0.64
42:BV:39:LEU:O	42:BV:40:LEU:HB2	1.96	0.64
40:BT:80:SER:HB3	40:BT:81:PRO:CD	2.27	0.64
53:B6:40:CYS:SG	53:B6:45:LYS:HE3	2.37	0.64
25:DA:2370:G:O2'	53:D6:45:LYS:HE2	1.98	0.64
11:AK:120:ARG:NH1	11:AK:126:ARG:NE	2.46	0.64
1:AA:1280:A:C8	10:AJ:41:PRO:HD2	2.32	0.64
5:AE:41:VAL:HG12	5:AE:42:GLY:N	2.12	0.64
11:CK:127:LYS:CA	11:CK:127:LYS:HE2	2.24	0.64
3:CC:92:ALA:HB2	3:CC:99:VAL:HG21	1.80	0.64
31:BG:51:ARG:N	31:BG:51:ARG:HE	1.95	0.64
14:AN:22:THR:CG2	14:AN:33:VAL:HB	2.27	0.64
40:DT:11:GLU:CD	40:DT:11:GLU:N	2.51	0.64
1:AA:27:G:H5'	4:AD:209:ARG:HD3	1.78	0.64
12:AL:66:TYR:HD2	12:AL:67:ILE:N	1.96	0.64
5:CE:145:LYS:O	5:CE:149:GLU:HG2	1.97	0.64
29:BE:9:VAL:HG12	29:BE:25:VAL:C	2.18	0.64
25:DA:2092:U:H5	25:DA:2226:C:OP2	1.80	0.64
27:DC:116:ALA:HB1	27:DC:120:VAL:CG2	2.28	0.64
26:DB:10:C:H2'	26:DB:11:C:H6	1.62	0.64
25:BA:2617:C:O2'	25:BA:2618:G:H5'	1.97	0.64
25:DA:1529:G:C5	25:DA:1530:C:N4	2.65	0.64
1:AA:96:U:H2'	1:AA:97:G:H8	1.63	0.64
30:DF:54:ARG:HG3	30:DF:81:PRO:HD3	1.78	0.64
25:DA:648:G:O2'	25:DA:649:G:H5'	1.97	0.64
17:AQ:14:LYS:NZ	17:AQ:14:LYS:N	2.46	0.64
34:BN:36:GLY:HA3	34:BN:48:MET:HE3	1.79	0.64
18:CR:86:VAL:O	18:CR:87:ARG:O	2.16	0.64

Continued on next page...

Continued from previous page...

Atom-1	Atom-2	Interatomic distance (Å)	Clash overlap (Å)
53:D6:27:LYS:O	53:D6:28:ARG:C	2.36	0.64
1:CA:714:G:H2'	1:CA:715:A:C8	2.31	0.64
25:BA:576:U:H2'	25:BA:577:G:C8	2.32	0.64
1:AA:351:G:OP2	1:AA:351:G:H8	1.81	0.64
9:AI:11:LYS:H	9:AI:104:ARG:HH21	1.43	0.64
2:CB:21:ARG:H	2:CB:23:ARG:HH22	1.46	0.64
28:BD:54:ARG:HG3	28:BD:54:ARG:NH1	2.11	0.64
1:CA:1270:C:OP2	21:CU:24:ARG:NH2	2.29	0.64
1:AA:957:U:H1'	1:AA:960:U:H3	1.62	0.64
29:DE:47:VAL:HG21	29:DE:86:PRO:HD2	1.79	0.64
29:DE:77:ILE:CG2	29:DE:78:LEU:HG	2.16	0.64
30:DF:181:LEU:HD11	30:DF:186:ILE:HD11	1.77	0.64
31:BG:43:LEU:HB2	31:BG:88:ILE:CG1	2.28	0.64
32:DH:85:LYS:HE2	32:DH:145:ALA:N	2.12	0.64
36:BP:115:LEU:HB2	36:BP:131:SER:CB	2.27	0.64
36:BP:81:GLN:HG2	36:BP:106:LEU:CA	2.25	0.64
47:D0:72:ARG:NE	47:D0:75:LEU:HD13	2.08	0.64
25:BA:39:C:O2	30:BF:46:ARG:NH2	2.31	0.64
40:DT:24:PRO:HA	40:DT:49:VAL:HG13	1.80	0.64
1:AA:398:C:O2'	1:AA:399:G:H5'	1.98	0.64
1:CA:79:G:N1	1:CA:91:C:H5	1.96	0.64
20:CT:39:LYS:O	20:CT:42:GLN:HB3	1.98	0.64
4:CD:13:ARG:C	4:CD:15:GLU:H	1.99	0.64
29:DE:92:THR:O	29:DE:95:ILE:HD13	1.97	0.64
22:AV:43:ASN:ND2	22:AV:48:ALA:HB3	2.13	0.64
44:DX:29:TRP:HA	44:DX:29:TRP:CE3	2.33	0.64
31:BG:134:GLY:C	31:BG:135:LEU:HD12	2.18	0.64
35:BO:107:ARG:NH2	40:BT:35:LYS:HD2	2.12	0.64
16:AP:43:LYS:HG3	16:AP:48:TRP:CG	2.33	0.64
25:DA:142:A:H5'	25:DA:142(A):C:OP2	1.97	0.64
25:BA:557:U:O2'	25:BA:558:G:H5'	1.98	0.64
9:AI:49:PRO:HG3	9:AI:81:ILE:HB	1.80	0.64
13:CM:33:ALA:HA	13:CM:59:TYR:CE2	2.32	0.64
25:BA:576:U:O5'	25:BA:576:U:H6	1.81	0.64
35:BO:90:GLN:O	35:BO:91:LEU:HB2	1.96	0.64
7:AG:77:SER:HA	7:AG:86:GLN:HA	1.79	0.64
31:DG:21:ARG:HD3	31:DG:22:ARG:N	2.13	0.64
25:BA:1429:G:H2'	25:BA:1430:C:C6	2.33	0.64
46:BZ:39:ASP:OD1	46:BZ:41:VAL:HG12	1.97	0.64
52:D5:42:PRO:O	52:D5:44:THR:HG23	1.97	0.64
42:DV:3:ALA:HB1	42:DV:38:LEU:HD11	1.78	0.64

Continued on next page...

Continued from previous page...

Atom-1	Atom-2	Interatomic distance (Å)	Clash overlap (Å)
37:DQ:132:VAL:CG1	46:DZ:80:ARG:HH12	2.11	0.64
25:DA:2105:C:H2'	25:DA:2106:G:H5'	1.80	0.64
25:DA:2644:G:H2'	25:DA:2645:G:C8	2.33	0.64
1:CA:1352:C:H2'	1:CA:1353:G:H8	1.62	0.64
7:CG:20:ASP:HB3	7:CG:23:VAL:CG2	2.28	0.64
1:CA:1127:G:H2'	1:CA:1128:C:O4'	1.98	0.64
19:AS:9:VAL:C	19:AS:11:VAL:H	1.99	0.64
19:AS:19:VAL:HG11	19:AS:44:MET:HG3	1.78	0.64
35:BO:104:ARG:HB3	35:BO:104:ARG:NH1	2.13	0.64
25:DA:557:U:H2'	25:DA:558:G:H8	1.63	0.64
30:DF:64:ILE:HD12	30:DF:78:ILE:CG2	2.28	0.64
10:AJ:32:ALA:CB	10:AJ:76:ASN:HB2	2.28	0.64
36:DP:65:ARG:NH2	55:D8:15:LYS:CB	2.56	0.64
45:BY:46:LYS:CG	45:BY:47:LYS:H	2.03	0.64
12:CL:43:LYS:CG	12:CL:44:LYS:H	2.11	0.64
28:DD:43:ARG:HD2	28:DD:44:ASN:OD1	1.98	0.64
4:AD:42:GLN:HG2	4:AD:43:HIS:CD2	2.32	0.64
5:AE:101:ILE:HD11	5:AE:119:LEU:HD23	1.79	0.64
25:DA:271(O):C:OP1	25:DA:271(O):C:H3'	1.98	0.64
33:DI:41:GLU:HA	33:DI:44:LEU:HB3	1.79	0.64
1:CA:1124:G:H1'	10:CJ:38:ILE:HG21	1.79	0.64
10:CJ:38:ILE:HG13	10:CJ:71:LEU:O	1.98	0.64
20:CT:57:ARG:HH11	20:CT:57:ARG:HB2	1.63	0.64
18:AR:46:GLU:HB3	18:AR:85:LEU:HD22	1.79	0.64
12:CL:2:PRO:HA	12:CL:6:GLN:NE2	2.12	0.64
55:B8:51:ALA:HA	55:B8:54:GLU:CD	2.18	0.64
25:BA:2331:G:O2'	25:BA:2336:A:N1	2.20	0.64
30:BF:132:VAL:HG13	30:BF:133:ASN:H	1.61	0.64
48:B1:73:LEU:HD13	48:B1:94:LEU:CD2	2.28	0.64
1:CA:1293:G:H2'	1:CA:1294:G:H8	1.60	0.64
17:CQ:13:ASP:H	17:CQ:14:LYS:NZ	1.95	0.64
1:CA:1423:G:C5'	35:DO:49:ARG:NH2	2.60	0.64
41:BU:24:TYR:HB2	41:BU:29:SER:HB3	1.80	0.64
1:AA:237:C:H5''	17:AQ:25:ARG:NH1	2.12	0.64
25:DA:1423:G:H2'	25:DA:1424:G:H8	1.62	0.64
17:AQ:52:LYS:HD2	17:AQ:52:LYS:H	1.63	0.64
34:BN:116:LEU:O	34:BN:119:ARG:HB2	1.97	0.64
25:BA:2064:C:H2'	25:BA:2065:C:C6	2.33	0.64
44:BX:70:LEU:HD12	44:BX:70:LEU:N	2.12	0.64
40:DT:108:ARG:HA	40:DT:111:ARG:NH1	2.11	0.64
16:AP:63:GLY:O	16:AP:64:ALA:HB2	1.98	0.64

Continued on next page...

Continued from previous page...

Atom-1	Atom-2	Interatomic distance (Å)	Clash overlap (Å)
42:DV:2:PHE:HB2	42:DV:42:GLY:N	2.13	0.64
1:CA:1157:A:H5'	1:CA:1158:C:C6	2.32	0.64
3:AC:42:LEU:HA	3:AC:45:LYS:HD2	1.79	0.64
28:BD:26:LYS:HD3	28:BD:26:LYS:N	2.13	0.64
36:BP:147:LEU:O	36:BP:148:LEU:O	2.16	0.64
1:AA:1030:C:N4	1:AA:1031:G:H21	1.92	0.64
13:AM:65:LYS:CD	13:AM:69:GLU:HG3	2.27	0.64
3:CC:70:VAL:HG12	3:CC:72:LYS:N	2.13	0.64
25:BA:2759:G:H8	25:BA:2759:G:C5'	2.11	0.64
25:BA:1022:G:N2	25:BA:1142(A):A:C2	2.62	0.64
36:DP:85:LEU:HA	36:DP:88:LEU:HD13	1.80	0.64
16:AP:13:HIS:C	16:AP:15:PRO:HD3	2.18	0.64
20:CT:96:GLY:O	20:CT:97:ALA:HB3	1.97	0.64
28:DD:79:VAL:CG1	28:DD:111:LEU:HD11	2.28	0.64
7:AG:108:ALA:HA	7:AG:111:ARG:HD2	1.78	0.64
25:BA:287:C:H2'	25:BA:288:C:H6	1.63	0.64
29:DE:4:ILE:O	29:DE:5:LEU:HD23	1.98	0.64
38:DR:44:LEU:HD13	38:DR:44:LEU:O	1.98	0.64
9:CI:3:GLN:HG2	9:CI:20:ARG:CG	2.27	0.64
38:DR:74:LYS:CE	38:DR:77:ARG:HH21	2.10	0.64
22:AV:44:LEU:HD13	22:AV:65:VAL:HG11	1.79	0.64
8:CH:91:ARG:NH1	17:CQ:33:GLY:HA3	2.12	0.64
7:AG:47:CYS:HB3	7:AG:58:PRO:HB3	1.78	0.64
6:AF:46:ARG:HH12	18:AR:37:VAL:HG21	1.62	0.64
17:AQ:13:ASP:H	17:AQ:14:LYS:HZ1	1.44	0.64
17:CQ:27:PHE:CE1	17:CQ:36:ILE:HD11	2.33	0.64
29:BE:2:LYS:NZ	29:BE:95:ILE:O	2.30	0.64
25:BA:1925:C:O2'	25:BA:1926:U:H5'	1.97	0.64
25:DA:1170:G:H1	25:DA:1179:C:H42	1.45	0.64
27:DC:149:ASN:HB2	27:DC:152:GLU:HG3	1.79	0.64
25:DA:2751:G:H3'	25:DA:2752:C:H6	1.63	0.64
34:DN:28:THR:O	34:DN:31:ALA:HB3	1.97	0.64
25:BA:786:C:O2'	25:BA:787:U:H5'	1.98	0.64
1:CA:1149:C:H2'	1:CA:1150:U:C6	2.34	0.64
41:BU:91:ASP:C	41:BU:93:LYS:N	2.45	0.64
3:AC:41:GLY:CA	3:AC:45:LYS:HZ2	2.10	0.64
2:AB:114:ARG:HG3	2:AB:114:ARG:NH1	2.13	0.64
25:DA:2820:A:O3'	38:DR:2:ARG:NH2	2.31	0.64
15:AO:63:ARG:HG2	15:AO:67:LEU:HD12	1.80	0.64
27:DC:139:PRO:CB	27:DC:146:VAL:HG22	2.27	0.64
12:AL:80:VAL:HG12	12:AL:81:LEU:N	2.13	0.64

Continued on next page...

Continued from previous page...

Atom-1	Atom-2	Interatomic distance (Å)	Clash overlap (Å)
1:CA:80:G:H2'	1:CA:81:U:C5	2.33	0.64
6:CF:6:VAL:HA	6:CF:90:VAL:HA	1.79	0.64
20:CT:72:LEU:O	20:CT:72:LEU:HD13	1.98	0.64
32:DH:44:VAL:CG1	32:DH:45:VAL:H	2.11	0.64
44:BX:63:LYS:HE3	44:BX:72:LYS:CE	2.28	0.64
1:AA:490:G:H2'	1:AA:491:G:H8	1.61	0.64
25:BA:58:G:H1	25:BA:69:C:H42	1.46	0.64
30:BF:108:LYS:HD2	30:BF:112:MET:CE	2.27	0.64
50:B3:28:LEU:HA	50:B3:33:GLN:OE1	1.98	0.64
10:AJ:46:ARG:HG2	10:AJ:64:GLU:OE1	1.98	0.64
25:DA:516:C:C2'	25:DA:517:C:H5'	2.28	0.64
1:CA:125:U:H2'	1:CA:126:G:C8	2.33	0.64
25:BA:404:C:H4'	25:BA:405:U:H5'	1.79	0.64
2:CB:88:ALA:HB2	2:CB:219:VAL:HG13	1.80	0.63
19:CS:63:THR:HG22	19:CS:66:MET:CG	2.17	0.63
1:AA:1320:C:N4	19:AS:37:ARG:HB3	2.13	0.63
25:DA:1359:A:H62	25:DA:1372:U:H3	1.44	0.63
35:BO:69:ILE:HD12	35:BO:69:ILE:N	2.12	0.63
3:AC:68:VAL:HG12	3:AC:70:VAL:HG23	1.79	0.63
30:DF:1:MET:SD	30:DF:26:ALA:HA	2.37	0.63
10:AJ:32:ALA:N	10:AJ:76:ASN:CB	2.59	0.63
25:DA:2832:U:H4'	25:DA:2833:G:H5'	1.80	0.63
53:B6:12:GLU:HA	53:B6:23:THR:CA	2.26	0.63
36:BP:127:ALA:C	36:BP:148:LEU:HD12	2.18	0.63
29:BE:47:VAL:HG23	29:BE:84:PHE:O	1.97	0.63
32:BH:117:PRO:HB3	32:BH:123:PHE:CD1	2.32	0.63
3:CC:15:THR:HG22	3:CC:16:ARG:H	1.62	0.63
25:DA:2839:G:N2	38:DR:92:GLY:HA3	2.08	0.63
19:CS:16:LEU:O	19:CS:20:LEU:N	2.31	0.63
2:AB:68:ILE:O	2:AB:91:PRO:HD2	1.98	0.63
5:CE:81:GLU:HG2	5:CE:90:VAL:HA	1.81	0.63
54:B7:8:ASN:C	54:B7:8:ASN:ND2	2.45	0.63
7:AG:113:GLU:HB2	7:AG:119:ARG:HG2	1.81	0.63
55:B8:51:ALA:HA	55:B8:54:GLU:OE1	1.97	0.63
28:BD:65:ILE:CD1	28:BD:65:ILE:H	2.10	0.63
12:AL:25:LYS:C	12:AL:27:ALA:H	2.01	0.63
25:BA:2171:A:C4'	25:BA:2172:U:H5'	2.28	0.63
27:DC:181:PHE:HB2	27:DC:186:LEU:HG	1.80	0.63
25:DA:2208:A:H1'	25:DA:2219:G:C4	2.32	0.63
26:DB:55:U:H1'	31:DG:29:TRP:HD1	1.61	0.63
23:CW:29:G:O2'	23:CW:30:G:H5'	1.98	0.63

Continued on next page...

Continued from previous page...

Atom-1	Atom-2	Interatomic distance (Å)	Clash overlap (Å)
1:AA:757:U:H2'	1:AA:758:G:O4'	1.99	0.63
1:CA:1096:C:H2'	1:CA:1097:C:C6	2.32	0.63
4:CD:18:LYS:HE3	4:CD:20:TYR:CZ	2.32	0.63
23:AW:6:G:N2	23:AW:68:C:H1'	2.12	0.63
47:D0:23:VAL:HA	47:D0:38:VAL:HG22	1.78	0.63
14:AN:51:GLY:C	14:AN:53:LEU:H	2.01	0.63
25:BA:2291:U:H5''	25:BA:2380:C:O2'	1.98	0.63
34:DN:9:VAL:HG11	34:DN:39:ARG:HH12	1.63	0.63
41:DU:44:ASN:HD21	42:DV:75:PHE:N	1.95	0.63
41:DU:92:ARG:HD2	41:DU:95:LEU:H	1.63	0.63
34:DN:2:LYS:NZ	41:DU:95:LEU:HG	2.13	0.63
42:DV:15:GLU:CB	42:DV:16:PRO:HD2	2.28	0.63
42:DV:19:LYS:NZ	42:DV:20:LEU:HB2	2.11	0.63
9:CI:21:PRO:CA	9:CI:59:PHE:HA	2.14	0.63
48:D1:46:LEU:H	48:D1:46:LEU:HD22	1.63	0.63
7:CG:92:SER:O	7:CG:96:GLN:HB2	1.99	0.63
31:DG:111:LEU:HD13	31:DG:120:LEU:HD11	1.81	0.63
29:DE:50:GLY:O	29:DE:51:PHE:HB2	1.98	0.63
25:BA:1902:C:H5'	28:BD:246:PRO:HD3	1.79	0.63
30:DF:155:LEU:CD2	30:DF:186:ILE:HA	2.28	0.63
29:DE:8:LYS:HE3	29:DE:188:VAL:HG13	1.80	0.63
28:BD:102:LYS:C	28:BD:103:ARG:HG2	2.18	0.63
2:AB:41:ILE:HD12	2:AB:41:ILE:N	2.14	0.63
4:AD:108:LEU:HD11	4:AD:174:LEU:CD2	2.25	0.63
4:AD:9:CYS:SG	4:AD:31:CYS:O	2.56	0.63
22:CV:84:ASP:OD1	22:CV:85:LEU:N	2.32	0.63
25:BA:1798:U:C5'	28:BD:259:THR:HG22	2.28	0.63
25:DA:94:C:H5'	25:DA:94(A):G:OP2	1.97	0.63
6:CF:89:MET:SD	18:CR:76:LEU:HD21	2.38	0.63
1:AA:474:G:O2'	1:AA:475:G:H5'	1.99	0.63
30:BF:88:VAL:HG13	30:BF:89:VAL:N	2.12	0.63
25:BA:1589:C:H2'	25:BA:1590:U:C6	2.33	0.63
25:BA:2282:G:H5''	25:BA:2283:C:O4'	1.98	0.63
25:DA:814:C:H1'	25:DA:1225:G:N2	2.11	0.63
36:DP:146:VAL:HG22	36:DP:147:LEU:N	2.13	0.63
1:CA:192:U:C4'	20:CT:103:GLY:HA2	2.29	0.63
7:CG:78:ARG:HG3	7:CG:79:ARG:N	2.12	0.63
4:CD:100:ARG:HH12	4:CD:137:SER:HB3	1.63	0.63
1:CA:532:A:H3'	1:CA:533:A:C5'	2.28	0.63
41:DU:34:LYS:HA	41:DU:34:LYS:HE2	1.80	0.63
43:DW:18:ARG:HG2	43:DW:76:VAL:CG1	2.27	0.63

Continued on next page...

Continued from previous page...

Atom-1	Atom-2	Interatomic distance (Å)	Clash overlap (Å)
11:CK:50:TYR:CD2	11:CK:54:ARG:HB3	2.32	0.63
41:BU:39:LEU:O	41:BU:42:ALA:N	2.31	0.63
25:DA:1178:C:H2'	25:DA:1179:C:C6	2.33	0.63
50:D3:45:GLY:O	50:D3:48:GLU:HB2	1.98	0.63
27:DC:30:VAL:HA	27:DC:33:LEU:HB2	1.79	0.63
25:DA:260:G:H5'	25:DA:261:G:OP2	1.97	0.63
3:AC:100:ALA:O	3:AC:101:LEU:HB2	1.97	0.63
25:BA:184:C:H2'	25:BA:185:U:C6	2.33	0.63
25:DA:1216:G:H2'	25:DA:1217:C:C6	2.33	0.63
31:DG:13:GLU:O	31:DG:14:GLU:HB2	1.99	0.63
40:BT:3:ARG:C	40:BT:5:ALA:H	2.00	0.63
2:CB:16:HIS:CE1	2:CB:213:LEU:HD12	2.33	0.63
42:DV:22:VAL:O	42:DV:23:GLU:HB2	1.99	0.63
44:DX:57:LEU:O	44:DX:57:LEU:HD13	1.98	0.63
9:CI:48:GLU:HB2	9:CI:78:LYS:HZ3	1.63	0.63
35:BO:71:ARG:HE	35:BO:105:GLU:CD	2.02	0.63
46:BZ:29:ASN:C	46:BZ:31:HIS:H	2.01	0.63
1:AA:1030:C:H5	1:AA:1031:G:N2	1.96	0.63
25:BA:363(F):A:O2'	25:BA:364:C:C5	2.51	0.63
38:DR:98:LEU:O	38:DR:113:LEU:N	2.31	0.63
49:D2:31:GLU:O	49:D2:35:LEU:HB2	1.99	0.63
36:BP:6:LEU:C	36:BP:9:ASN:HD21	2.01	0.63
30:BF:22:ALA:HA	30:BF:26:ALA:CB	2.25	0.63
1:CA:1202:G:H2'	1:CA:1203:C:C6	2.33	0.63
27:DC:131:ILE:HD12	27:DC:131:ILE:N	2.13	0.63
31:DG:161:THR:HG22	31:DG:163:ALA:N	2.10	0.63
27:DC:174:ALA:HB1	27:DC:175:PRO:HD2	1.81	0.63
17:CQ:43:LEU:O	17:CQ:69:LYS:HG3	1.98	0.63
5:AE:57:LYS:HG2	5:AE:61:TYR:CE2	2.34	0.63
1:AA:1107:C:P	3:AC:172:ARG:HD2	2.39	0.63
29:DE:81:ILE:HG22	29:DE:81:ILE:O	1.98	0.63
3:AC:123:GLN:HB3	3:AC:128:PHE:CD1	2.34	0.63
1:AA:157:G:H2'	1:AA:158:G:C8	2.32	0.63
1:AA:91:C:C5	1:AA:92:C:H1'	2.34	0.63
25:DA:330:A:H2	25:DA:1210:A:H2'	1.62	0.63
7:AG:92:SER:O	7:AG:96:GLN:HB2	1.98	0.63
27:BC:178:LYS:O	27:BC:181:PHE:HB2	1.98	0.63
1:CA:62:U:O2'	1:CA:379:C:H1'	1.97	0.63
7:AG:132:GLY:H	7:AG:135:VAL:HG21	1.63	0.63
28:BD:142:VAL:HG23	28:BD:192:THR:C	2.19	0.63
13:AM:90:LEU:O	13:AM:91:ARG:HG2	1.98	0.63

Continued on next page...

Continued from previous page...

Atom-1	Atom-2	Interatomic distance (Å)	Clash overlap (Å)
25:DA:922:U:H2'	25:DA:923:C:H6	1.63	0.63
25:BA:2577:A:H5''	25:BA:2578:G:H5'	1.79	0.63
29:DE:202:LYS:HD3	29:DE:202:LYS:N	2.12	0.63
8:CH:101:PRO:HA	8:CH:102:ARG:HH21	1.63	0.63
25:DA:2660:A:H2'	25:DA:2661:G:O4'	1.99	0.63
25:DA:2747:G:O6	25:DA:2755:C:H5''	1.98	0.63
25:DA:2756:U:H1'	25:DA:2757:A:H5''	1.79	0.63
25:DA:999:U:C2'	25:DA:1000:A:H5'	2.28	0.63
42:DV:62:LEU:CD2	42:DV:95:LEU:HB2	2.25	0.63
1:CA:1347:G:C8	9:CI:107:ARG:HB3	2.34	0.63
1:CA:1139:G:H1'	1:CA:1141:C:N4	2.12	0.63
45:DY:14:LEU:HD12	45:DY:24:VAL:HG22	1.80	0.63
45:DY:28:LYS:CB	45:DY:37:VAL:HB	2.28	0.63
55:D8:30:ARG:NE	55:D8:30:ARG:HA	2.10	0.63
25:BA:2799:C:H5''	25:BA:2802:G:C6	2.33	0.63
2:AB:76:GLN:O	2:AB:208:ILE:HG12	1.98	0.63
2:AB:30:ARG:NH2	2:AB:194:PRO:HG2	2.13	0.63
1:AA:1026:G:N3	1:AA:1026:G:H2'	2.13	0.63
1:AA:265:G:C2'	1:AA:266:G:H5''	2.23	0.63
40:BT:28:VAL:HG13	40:BT:46:GLU:CA	2.28	0.63
36:BP:6:LEU:HD12	36:BP:9:ASN:HB3	1.81	0.63
39:DS:30:ARG:H	39:DS:89:ARG:NH2	1.96	0.63
1:AA:472:A:H1'	16:AP:82:GLN:OE1	1.98	0.63
6:AF:25:ILE:HG22	6:AF:26:ILE:N	2.14	0.63
17:AQ:91:ARG:HB3	17:AQ:91:ARG:NH1	2.12	0.63
25:BA:141:A:H8	25:BA:1408:C:O2'	1.80	0.63
13:CM:35:GLU:HG3	13:CM:36:LYS:N	2.13	0.63
9:CI:23:ASN:N	9:CI:23:ASN:ND2	2.45	0.63
25:DA:2315:G:H2'	25:DA:2316:C:C6	2.34	0.63
51:D4:60:GLU:O	51:D4:61:VAL:HB	1.99	0.63
11:CK:111:ASP:O	11:CK:112:THR:C	2.36	0.63
41:BU:28:ARG:HD3	41:BU:38:THR:OG1	1.98	0.63
10:CJ:22:LYS:NZ	10:CJ:23:ILE:HG12	2.13	0.63
25:BA:2306:C:C5	25:BA:2307:G:H1'	2.33	0.63
1:AA:592:G:H2'	1:AA:593:G:H8	1.62	0.63
41:DU:20:LEU:O	41:DU:20:LEU:HD13	1.97	0.63
25:BA:2338:G:O2'	25:BA:2339:G:H5'	1.98	0.63
1:CA:1327:C:OP1	21:CU:20:LYS:HB3	1.99	0.63
1:CA:15:G:H4'	5:CE:24:ARG:HH12	1.63	0.63
25:BA:825:C:O2'	36:BP:55:ARG:HD3	1.98	0.63
39:BS:33:LYS:C	39:BS:34:HIS:HD2	2.02	0.63

Continued on next page...

Continued from previous page...

Atom-1	Atom-2	Interatomic distance (Å)	Clash overlap (Å)
1:AA:1354:C:O2'	1:AA:1355:G:H5'	1.97	0.63
9:AI:17:VAL:HG21	9:AI:80:GLY:CA	2.29	0.63
9:AI:95:LYS:HD3	9:AI:96:LEU:N	2.13	0.63
25:DA:1142(A):A:H8	25:DA:1142(A):A:H5'	1.64	0.63
1:CA:1271:G:H5'	1:CA:1314:C:C5'	2.28	0.63
9:CI:17:VAL:CG1	9:CI:81:ILE:HD13	2.28	0.63
30:BF:20:LEU:HB3	30:BF:23:ASP:CG	2.19	0.63
38:DR:10:LEU:HB3	38:DR:17:ARG:HD2	1.81	0.63
1:AA:1499:A:O2'	1:AA:1500:A:H5'	1.98	0.63
53:D6:15:GLU:CG	53:D6:18:ARG:HG2	2.28	0.63
53:D6:42:TRP:HA	53:D6:42:TRP:CE3	2.33	0.63
31:BG:137:GLU:HG2	31:BG:139:LEU:HD21	1.80	0.63
13:CM:23:TYR:CE1	13:CM:70:LEU:HD13	2.34	0.63
37:BQ:66:ILE:HG12	37:BQ:104:PHE:CE2	2.32	0.63
47:D0:70:GLN:NE2	47:D0:80:HIS:NE2	2.46	0.63
40:DT:23:ARG:CZ	40:DT:120:ARG:HD3	2.29	0.63
14:AN:27:CYS:O	14:AN:29:ARG:N	2.31	0.63
30:DF:161:GLU:HG2	30:DF:164:ARG:NH2	2.12	0.63
25:BA:780:G:OP1	28:BD:218:ARG:NH2	2.32	0.63
5:CE:69:VAL:CG1	5:CE:71:LEU:HG	2.29	0.63
1:AA:626:U:H2'	1:AA:627:G:C8	2.34	0.63
27:BC:69:LEU:HB3	27:BC:160:GLY:HA2	1.80	0.63
22:AV:153:LEU:HD21	22:AV:159:VAL:HG12	1.81	0.63
8:AH:54:ASP:HB2	8:AH:56:LYS:HE2	1.79	0.63
31:BG:125:PHE:CZ	31:BG:173:LEU:HD12	2.34	0.63
38:DR:86:ARG:HB3	38:DR:118:GLU:OE2	1.98	0.63
29:BE:102:VAL:HG22	29:BE:170:LEU:O	1.98	0.63
25:BA:2865:U:P	40:BT:119:LYS:HZ1	2.21	0.63
48:D1:29:GLY:O	48:D1:30:VAL:HG23	1.98	0.63
25:DA:1722:A:O2'	25:DA:1739:U:H5''	1.98	0.63
5:AE:83:GLU:HG2	5:AE:88:LYS:HG3	1.80	0.63
2:AB:95:GLN:HE21	2:AB:147:LYS:HG2	1.63	0.63
25:BA:30:G:H2'	25:BA:31:C:C6	2.33	0.63
1:AA:1293:G:O2'	1:AA:1294:G:H5'	1.97	0.63
41:BU:31:SER:HB3	41:BU:34:LYS:HB2	1.80	0.63
6:AF:98:LEU:HD12	6:AF:98:LEU:H	1.64	0.63
26:DB:3:C:H42	26:DB:118:G:H1	1.47	0.63
25:DA:598:G:H5'	36:DP:15:ARG:HD2	1.80	0.63
39:BS:61:ASN:CB	39:BS:64:GLU:HB3	2.28	0.63
2:CB:24:TRP:CG	2:CB:25:ASN:N	2.67	0.63
34:DN:90:MET:HB3	34:DN:98:VAL:HG22	1.80	0.63

Continued on next page...

Continued from previous page...

Atom-1	Atom-2	Interatomic distance (Å)	Clash overlap (Å)
41:DU:50:ARG:HG3	41:DU:50:ARG:HH21	1.64	0.63
42:DV:4:ILE:O	42:DV:39:LEU:HD22	1.98	0.63
25:DA:1118:C:H5'	46:DZ:79:ARG:HH22	1.63	0.63
25:DA:2840:C:H1'	38:DR:91:GLN:OE1	1.97	0.63
9:CI:9:ARG:N	9:CI:76:ALA:HB1	2.14	0.63
25:DA:2306:C:H5	25:DA:2307:G:O2'	1.82	0.63
25:BA:1177:A:C4'	25:BA:1178:C:H5''	2.21	0.63
29:DE:75:VAL:O	29:DE:77:ILE:N	2.23	0.63
3:AC:64:VAL:CG2	3:AC:99:VAL:HA	2.27	0.63
30:DF:28:ILE:O	30:DF:28:ILE:HD12	1.98	0.63
1:AA:434:U:H2'	1:AA:435:C:C6	2.32	0.63
43:DW:73:ALA:HB3	43:DW:106:ILE:CD1	2.22	0.63
10:AJ:39:PRO:HB3	10:AJ:70:ARG:HG3	1.81	0.63
32:BH:124:GLU:HB2	32:BH:132:ARG:HB2	1.79	0.63
3:CC:60:ALA:HB3	3:CC:63:ASN:OD1	1.99	0.63
25:BA:925:C:H2'	25:BA:926:A:C5'	2.27	0.63
1:CA:1225:A:H5''	1:CA:1226:C:C5	2.33	0.63
47:B0:40:ARG:CD	47:B0:40:ARG:H	2.05	0.63
1:CA:1119:C:H2'	1:CA:1120:G:O4'	1.98	0.63
6:CF:72:VAL:HG13	6:CF:73:ASN:N	2.12	0.63
28:BD:92:ILE:HD13	28:BD:92:ILE:N	2.14	0.63
12:AL:38:ARG:HD2	12:AL:40:VAL:CG1	2.28	0.63
45:BY:66:PRO:O	45:BY:67:LEU:HB3	1.98	0.63
26:DB:70:C:H2'	26:DB:71:C:H6	1.64	0.63
50:B3:5:LYS:HG3	50:B3:36:VAL:HG12	1.78	0.63
1:AA:1277:C:O2'	1:AA:1278:U:H5'	1.99	0.63
27:DC:74:ARG:NH1	27:DC:74:ARG:HB2	2.13	0.63
25:DA:1547:C:H2'	25:DA:1548:C:H6	1.62	0.63
16:AP:43:LYS:HE3	16:AP:48:TRP:CZ3	2.33	0.63
25:BA:558:G:OP2	34:BN:111:PRO:HD2	1.99	0.63
25:DA:1750:G:O2'	25:DA:1751:C:H5'	1.99	0.63
53:D6:9:LEU:CD2	53:D6:11:LEU:HB3	2.29	0.63
46:DZ:110:VAL:HG13	46:DZ:110:VAL:O	1.99	0.63
8:CH:86:ILE:HG12	8:CH:135:CYS:HA	1.80	0.63
25:BA:608:A:OP1	30:BF:100:THR:HG21	1.99	0.63
25:DA:1902:C:H5'	28:DD:246:PRO:HD3	1.80	0.63
1:AA:1115:C:H2'	1:AA:1116:C:H6	1.62	0.63
2:CB:218:ALA:O	2:CB:222:ILE:HG13	1.98	0.63
34:DN:99:LEU:O	34:DN:99:LEU:HD13	1.97	0.63
41:DU:95:LEU:HD11	42:DV:12:TYR:C	2.19	0.63
41:DU:93:LYS:HA	41:DU:96:ALA:HB2	1.81	0.63

Continued on next page...

Continued from previous page...

Atom-1	Atom-2	Interatomic distance (Å)	Clash overlap (Å)
25:DA:910:A:N6	37:DQ:12:GLN:HA	2.10	0.63
7:CG:139:GLU:O	7:CG:142:GLU:HB2	1.99	0.63
7:CG:73:MET:HA	7:CG:91:VAL:HG23	1.81	0.63
1:CA:1129:C:H5''	1:CA:1139:G:C6	2.34	0.63
31:DG:143:GLU:HA	51:D4:54:LYS:CE	2.28	0.63
25:BA:143:G:H1'	44:BX:37:THR:CG2	2.20	0.63
36:DP:16:ARG:HD3	36:DP:18:ARG:N	2.08	0.63
36:DP:16:ARG:O	36:DP:16:ARG:NH1	2.30	0.63
31:BG:64:THR:CG2	31:BG:66:GLN:H	2.11	0.63
28:BD:33:LEU:HD12	28:BD:33:LEU:H	1.64	0.63
2:AB:24:TRP:CZ2	2:AB:26:PRO:HB3	2.33	0.63
3:CC:112:SER:HB3	3:CC:115:LEU:HD12	1.81	0.63
1:AA:1151:A:H5'	10:AJ:41:PRO:HA	1.79	0.63
32:BH:122:THR:O	32:BH:133:VAL:HG22	1.99	0.63
25:DA:6:A:H2	25:DA:7:G:C8	2.17	0.63
33:DI:45:LYS:HE3	33:DI:45:LYS:C	2.18	0.63
25:DA:93:G:H2'	25:DA:94:C:C6	2.33	0.63
14:CN:2:ALA:O	14:CN:6:LEU:HD12	1.99	0.63
37:BQ:27:VAL:HG12	37:BQ:28:ALA:N	2.12	0.63
1:CA:1036:G:H5''	1:CA:1037:C:H5	1.62	0.63
30:DF:132:VAL:HG13	30:DF:133:ASN:N	2.09	0.63
25:DA:2069:G:H2'	25:DA:2070:G:H5'	1.80	0.63
1:AA:841:U:H3'	1:AA:848:C:O4'	1.99	0.63
1:CA:1014:A:H2	1:CA:1219:U:O2	1.82	0.63
5:AE:48:ALA:HB3	5:AE:54:ALA:N	2.14	0.63
9:AI:26:VAL:HA	9:AI:60:ASP:O	1.98	0.63
25:DA:2712:U:O2'	25:DA:2713:A:H5'	1.99	0.63
25:BA:286:C:O2'	25:BA:287:C:H5'	1.98	0.63
1:AA:203:U:H1'	1:AA:216:G:N1	2.14	0.63
29:BE:101:ARG:NH2	29:BE:171:GLU:N	2.47	0.63
1:AA:807:A:H2'	1:AA:808:C:H6	1.63	0.63
25:BA:2277:G:H2'	25:BA:2278:A:H5'	1.80	0.63
1:AA:484:G:H4'	1:AA:485:G:O5'	1.99	0.63
25:DA:2199:A:H3'	25:DA:2200:C:H6	1.64	0.63
23:AW:28:C:H42	23:AW:42:G:H1	1.46	0.63
51:D4:61:VAL:HG13	51:D4:65:CYS:HB2	1.80	0.63
25:DA:2443:C:O2'	25:DA:2444:G:H5'	1.99	0.63
56:B9:17:ILE:CD1	56:B9:18:ARG:H	2.12	0.63
1:CA:299:G:H2'	1:CA:300:A:C8	2.34	0.63
2:AB:52:GLU:O	2:AB:52:GLU:HG2	1.98	0.63
25:DA:2256:G:H2'	25:DA:2257:U:H6	1.64	0.63

Continued on next page...

Continued from previous page...

Atom-1	Atom-2	Interatomic distance (Å)	Clash overlap (Å)
39:BS:78:LEU:HD11	39:BS:103:GLU:CB	2.29	0.63
7:AG:26:PHE:O	7:AG:30:ILE:HG12	1.99	0.63
42:DV:49:THR:HB	42:DV:50:PRO:HD2	1.80	0.63
25:BA:1106:G:H2'	25:BA:1107:G:H8	1.62	0.63
20:AT:51:GLU:HA	20:AT:54:LYS:CB	2.29	0.63
1:CA:1242:C:O2'	1:CA:1243:C:H5'	1.99	0.63
9:CI:53:VAL:CG2	9:CI:54:ASP:H	2.12	0.63
1:CA:1133:G:C8	1:CA:1134:G:N7	2.67	0.63
25:BA:1173:G:H2'	25:BA:1175:U:H5	1.63	0.63
45:DY:12:THR:HA	45:DY:26:LYS:HA	1.81	0.63
32:DH:89:ILE:CD1	32:DH:90:LYS:N	2.53	0.63
8:CH:10:LEU:HD22	8:CH:83:ILE:CD1	2.25	0.63
36:BP:85:LEU:HD21	36:BP:116:GLY:O	1.98	0.63
36:DP:56:SER:O	36:DP:57:THR:C	2.37	0.63
17:AQ:67:LYS:HA	17:AQ:70:ARG:NH1	2.07	0.63
42:BV:91:TYR:C	42:BV:91:TYR:CD1	2.72	0.63
25:DA:75:G:H4'	49:D2:55:ARG:HH11	1.64	0.63
12:CL:74:LEU:HD21	12:CL:104:ALA:HA	1.80	0.63
28:DD:39:LYS:HD2	28:DD:62:TYR:HB2	1.81	0.63
55:D8:43:GLN:O	55:D8:44:LYS:HD2	1.97	0.63
39:BS:17:ARG:C	39:BS:19:LYS:N	2.46	0.63
1:CA:375:U:O2'	16:CP:28:ARG:HD2	1.99	0.63
25:DA:1281:G:C8	25:DA:1281:G:H5'	2.34	0.63
55:D8:50:LEU:HA	55:D8:53:PRO:HG3	1.79	0.63
4:AD:100:ARG:CZ	4:AD:137:SER:HA	2.29	0.63
25:BA:2528:U:H5''	56:B9:31:LYS:CE	2.28	0.63
47:B0:65:VAL:O	47:B0:80:VAL:HA	1.99	0.63
34:DN:56:ASN:HD22	34:DN:56:ASN:C	2.01	0.63
8:CH:12:ARG:HH12	8:CH:27:PRO:HD3	1.64	0.63
14:AN:48:ALA:HA	14:AN:53:LEU:HD12	1.80	0.63
25:DA:98:G:OP1	49:D2:3:LEU:HB2	1.99	0.63
1:AA:895:G:H2'	1:AA:896:C:C6	2.33	0.63
35:DO:7:TYR:C	35:DO:8:LEU:HD23	2.19	0.63
25:BA:755:C:H2'	25:BA:756:C:C6	2.33	0.63
25:BA:1570:A:H2'	25:BA:1571:A:C8	2.34	0.63
25:BA:1499:C:O2'	25:BA:1500:G:H5'	1.99	0.63
52:B5:16:ARG:C	52:B5:18:ALA:H	2.02	0.63
25:BA:2071:A:H8	25:BA:2071:A:OP2	1.81	0.63
25:BA:852:G:O2'	25:BA:853:G:H5'	1.98	0.63
1:AA:631:G:H2'	1:AA:632:A:C8	2.34	0.63
39:BS:97:ARG:CZ	39:BS:98:VAL:HA	2.24	0.63

Continued on next page...

Continued from previous page...

Atom-1	Atom-2	Interatomic distance (Å)	Clash overlap (Å)
46:DZ:56:ILE:O	46:DZ:67:PRO:HA	1.98	0.63
25:DA:1019:U:HO2'	25:DA:1021:A:H2	1.45	0.63
25:DA:917:A:H2'	25:DA:918:A:O4'	1.99	0.63
45:DY:66:PRO:O	45:DY:67:LEU:HD23	1.98	0.63
30:DF:28:ILE:HG22	30:DF:112:MET:CG	2.28	0.63
45:BY:26:LYS:HG2	45:BY:27:VAL:HG23	1.80	0.63
45:BY:53:PRO:C	45:BY:55:TYR:N	2.53	0.63
1:AA:1524:C:H2'	1:AA:1525:G:C8	2.33	0.63
4:AD:61:LYS:HE3	4:AD:207:TYR:OH	1.99	0.63
25:BA:1797:C:C2'	25:BA:1798:U:H5'	2.28	0.63
19:CS:20:LEU:HA	19:CS:23:ASN:CB	2.28	0.63
45:DY:97:ARG:HG2	45:DY:97:ARG:HH11	1.62	0.63
25:DA:637:A:H4'	25:DA:638:G:O5'	1.99	0.63
47:D0:36:ILE:HD12	47:D0:58:THR:CG2	2.29	0.63
39:DS:88:ASP:OD2	39:DS:89:ARG:N	2.31	0.63
10:CJ:4:ILE:HB	10:CJ:74:ILE:CD1	2.28	0.63
25:BA:2308:G:H8	25:BA:2309:A:H3'	1.63	0.63
12:AL:29:PHE:HE1	12:AL:83:ARG:HG3	1.63	0.63
25:BA:1451:C:O2'	25:BA:1457:A:N6	2.32	0.63
37:DQ:63:LYS:NZ	46:DZ:174:VAL:HG21	2.14	0.63
26:BB:87:G:H3'	26:BB:88:C:H5''	1.79	0.63
12:AL:44:LYS:CB	12:AL:45:PRO:HD3	2.29	0.63
7:CG:78:ARG:HB3	7:CG:85:TYR:O	1.99	0.63
32:BH:121:ILE:HG13	32:BH:140:LYS:HE2	1.81	0.63
34:BN:62:VAL:HG22	34:BN:66:LYS:HD2	1.81	0.63
1:AA:1385:G:O2'	1:AA:1386:G:H5'	1.99	0.63
38:BR:101:ALA:O	38:BR:102:GLU:HB2	1.98	0.63
25:DA:229:A:H3'	25:DA:230:U:H5'	1.80	0.63
25:BA:1405:U:H2'	25:BA:1406:U:C6	2.33	0.63
1:AA:723:U:H2'	1:AA:723:U:O2	1.98	0.63
9:AI:79:LEU:O	9:AI:79:LEU:HD13	1.99	0.63
1:CA:328:C:H2'	1:CA:328:C:O2	1.98	0.63
55:B8:4:MET:HE1	55:B8:61:LEU:HD23	1.80	0.62
55:B8:4:MET:O	55:B8:62:LEU:HD11	1.99	0.62
25:DA:971:C:H2'	25:DA:972:G:H5'	1.81	0.62
7:CG:47:CYS:HB3	7:CG:58:PRO:CG	2.28	0.62
1:CA:1348:U:H4'	9:CI:120:ARG:HD2	1.81	0.62
31:DG:139:LEU:HD23	31:DG:139:LEU:N	2.04	0.62
2:AB:80:ILE:HD11	2:AB:215:LEU:CB	2.29	0.62
4:AD:57:ARG:NH1	4:AD:57:ARG:HG3	2.11	0.62
3:CC:173:VAL:HG13	3:CC:182:ILE:HD13	1.80	0.62

Continued on next page...

Continued from previous page...

Atom-1	Atom-2	Interatomic distance (Å)	Clash overlap (Å)
30:BF:53:THR:HG23	30:BF:55:GLY:H	1.63	0.62
14:AN:32:SER:OG	14:AN:41:ARG:HB3	1.99	0.62
39:DS:90:GLY:C	39:DS:92:TYR:N	2.53	0.62
25:DA:64:A:H5''	44:DX:64:LYS:HE3	1.80	0.62
25:DA:26:G:H1'	25:DA:515:A:N6	2.14	0.62
25:DA:2175:C:C1'	27:DC:219:MET:HA	2.29	0.62
43:BW:86:LEU:HD12	43:BW:87:PRO:HD2	1.80	0.62
1:CA:1217:C:H2'	1:CA:1218:C:O4'	1.99	0.62
27:BC:164:PHE:HD1	27:BC:164:PHE:O	1.82	0.62
1:CA:419:C:H2'	1:CA:419:C:O2	1.96	0.62
38:DR:104:ARG:HB2	38:DR:111:LEU:HD21	1.80	0.62
1:AA:598:U:H4'	8:AH:94:TYR:CG	2.33	0.62
31:BG:131:TYR:HB3	31:BG:159:VAL:CG1	2.29	0.62
25:DA:1132:A:H5''	34:DN:82:LEU:HD22	1.80	0.62
25:BA:2563:U:H4'	35:BO:28:SER:HA	1.79	0.62
25:BA:1587:A:H3'	25:BA:1588:C:C6	2.34	0.62
25:BA:535:C:O2'	25:BA:536:A:H5'	1.99	0.62
46:BZ:38:VAL:HG21	46:BZ:43:PHE:CD2	2.34	0.62
25:DA:335:C:H2'	25:DA:336:C:H6	1.64	0.62
25:BA:370:G:H4'	25:BA:371:A:OP2	1.98	0.62
1:CA:1469:G:H2'	1:CA:1470:G:H8	1.64	0.62
1:CA:683:G:H2'	1:CA:684:A:C8	2.34	0.62
7:CG:59:LEU:C	7:CG:59:LEU:HD23	2.20	0.62
1:AA:724:G:O2'	1:AA:725:G:H5'	1.99	0.62
32:BH:8:PRO:CA	32:BH:9:ILE:HD12	2.29	0.62
2:CB:210:SER:O	2:CB:214:ILE:HG12	1.99	0.62
34:DN:4:TYR:CD1	34:DN:4:TYR:N	2.66	0.62
30:BF:43:LYS:HA	30:BF:98:SER:HB3	1.81	0.62
25:DA:1923:U:O2'	25:DA:1924:C:H5'	1.98	0.62
1:AA:343:U:H2'	1:AA:346:G:O6	1.99	0.62
40:BT:16:ARG:HD2	40:BT:18:ASP:OD1	1.99	0.62
45:BY:76:CYS:O	45:BY:99:CYS:SG	2.57	0.62
46:BZ:119:ILE:O	46:BZ:120:HIS:CB	2.47	0.62
25:BA:637:A:H2'	36:BP:117:GLU:OE2	1.98	0.62
36:BP:95:VAL:CG2	36:BP:125:VAL:HG12	2.29	0.62
25:DA:288:C:H2'	25:DA:289:A:C8	2.34	0.62
13:AM:40:ASN:HB3	13:AM:43:THR:HG23	1.80	0.62
13:AM:23:TYR:HE1	13:AM:71:ARG:HA	1.63	0.62
25:BA:673:C:C2'	25:BA:674:G:H5'	2.29	0.62
40:DT:23:ARG:HG2	40:DT:120:ARG:NH1	2.14	0.62
33:BI:9:LEU:H	33:BI:13:GLY:HA2	1.63	0.62

Continued on next page...

Continued from previous page...

Atom-1	Atom-2	Interatomic distance (Å)	Clash overlap (Å)
27:DC:121:MET:CE	27:DC:139:PRO:HB2	2.29	0.62
1:AA:523:A:N6	12:AL:89:ASP:HB2	2.13	0.62
28:DD:92:ILE:H	28:DD:92:ILE:HD13	1.62	0.62
12:CL:19:SER:O	12:CL:21:VAL:N	2.32	0.62
25:BA:2287:A:H2	25:BA:2346:A:N1	1.97	0.62
43:DW:29:LEU:HD12	43:DW:29:LEU:O	1.99	0.62
43:DW:19:LEU:HB3	52:D5:25:LEU:HD11	1.81	0.62
1:CA:367:U:C6	1:CA:394:G:N2	2.67	0.62
4:CD:108:LEU:CD1	4:CD:174:LEU:HD13	2.30	0.62
6:AF:91:VAL:HG12	6:AF:92:LYS:N	2.14	0.62
25:BA:2303:G:O2'	31:BG:132:ASN:HB2	1.98	0.62
35:BO:17:ARG:HD2	35:BO:47:ILE:HD11	1.80	0.62
29:BE:97:LYS:O	29:BE:100:GLU:HB2	1.99	0.62
25:DA:312:G:H5'	25:DA:331:A:O2'	2.00	0.62
1:AA:1518:A:H2'	1:AA:1519:A:C8	2.34	0.62
31:DG:36:LYS:HA	31:DG:99:MET:CE	2.29	0.62
43:DW:10:VAL:O	43:DW:12:ILE:HG22	1.98	0.62
1:CA:599:C:H4'	8:CH:130:GLY:O	1.98	0.62
1:AA:1010:G:H2'	1:AA:1011:G:H8	1.64	0.62
1:AA:1296:C:H5'	1:AA:1297:C:OP2	1.99	0.62
30:BF:68:LYS:HA	30:BF:68:LYS:NZ	2.14	0.62
37:BQ:36:ALA:HB1	37:BQ:127:ILE:HD12	1.79	0.62
25:BA:2348:U:C2'	25:BA:2349:G:H5''	2.29	0.62
35:BO:59:LYS:HZ1	35:BO:89:ASN:HD21	1.46	0.62
1:AA:189(D):C:H1'	1:AA:189(H):G:C2	2.34	0.62
1:AA:1180:A:OP1	9:AI:103:THR:HG23	1.98	0.62
25:DA:1014:U:H2'	25:DA:1015:G:H8	1.64	0.62
25:DA:2465:C:O2'	25:DA:2466:C:H5'	1.98	0.62
25:DA:752:A:O2'	25:DA:753:C:OP2	2.18	0.62
25:DA:2572:A:C8	29:DE:144:ARG:HB3	2.33	0.62
8:CH:119:LEU:HB3	8:CH:123:GLU:HB2	1.81	0.62
25:DA:270:A:O2'	25:DA:271:A:H5'	1.99	0.62
49:B2:14:ARG:HH11	49:B2:14:ARG:HG3	1.63	0.62
25:BA:898:C:O2'	25:BA:899:A:H5'	1.98	0.62
39:BS:101:LEU:CD1	39:BS:101:LEU:H	2.12	0.62
2:CB:24:TRP:CZ3	2:CB:29:ALA:HB2	2.35	0.62
34:DN:67:LEU:HD12	34:DN:67:LEU:N	2.13	0.62
30:BF:40:GLN:HE22	30:BF:182:ASN:HB2	1.63	0.62
7:CG:133:GLY:O	7:CG:136:LYS:HB2	1.98	0.62
45:DY:61:ILE:O	45:DY:62:GLU:HB2	1.99	0.62
3:AC:92:ALA:HA	3:AC:95:THR:O	1.99	0.62

Continued on next page...

Continued from previous page...

Atom-1	Atom-2	Interatomic distance (Å)	Clash overlap (Å)
25:DA:558:G:O2'	25:DA:559:G:H5'	1.99	0.62
53:D6:15:GLU:HG3	53:D6:18:ARG:HE	1.63	0.62
32:DH:156:ALA:CB	32:DH:159:GLU:HB3	2.27	0.62
2:AB:188:ALA:HB3	2:AB:200:ILE:HG23	1.81	0.62
2:AB:19:HIS:NE2	2:AB:206:ASP:HB2	2.13	0.62
13:CM:69:GLU:O	13:CM:70:LEU:HB2	1.99	0.62
52:D5:4:HIS:CB	52:D5:5:PRO:CD	2.76	0.62
36:BP:62:LEU:HD11	55:B8:27:THR:HA	1.81	0.62
1:AA:1152:A:OP1	10:AJ:68:HIS:HD2	1.82	0.62
1:AA:504:C:H2'	1:AA:511:C:H5	1.63	0.62
4:AD:79:PHE:CE1	4:AD:204:ILE:HA	2.35	0.62
14:AN:27:CYS:C	14:AN:29:ARG:H	2.03	0.62
46:BZ:177:GLU:C	46:BZ:178:ASP:OD1	2.37	0.62
26:DB:7:G:H4'	39:DS:29:PHE:CD1	2.34	0.62
39:DS:62:LYS:H	39:DS:65:VAL:CG2	2.09	0.62
30:DF:160:ASN:ND2	30:DF:162:LEU:HB2	2.12	0.62
2:AB:66:GLY:HA2	2:AB:160:ASP:OD1	1.99	0.62
18:CR:70:ILE:CG2	18:CR:74:ARG:HD2	2.29	0.62
51:B4:57:ILE:CG2	51:B4:59:VAL:HG23	2.29	0.62
36:DP:75:ILE:HD12	36:DP:75:ILE:N	2.12	0.62
25:DA:1171:G:C5'	25:DA:1173:G:H5''	2.29	0.62
18:AR:50:ILE:CD1	18:AR:70:ILE:HG21	2.29	0.62
31:BG:9:ARG:NH1	31:BG:9:ARG:HB3	2.14	0.62
22:AV:19:LEU:HB3	22:AV:44:LEU:HD12	1.79	0.62
19:AS:29:ARG:O	19:AS:31:ILE:N	2.31	0.62
25:BA:1186:G:H2'	25:BA:1187:G:O4'	1.99	0.62
25:BA:507:A:H5''	25:BA:508:G:H5''	1.81	0.62
25:BA:1667:G:H22	25:BA:1992:G:H5'	1.63	0.62
25:BA:1262:A:N3	52:B5:10:LYS:HE3	2.13	0.62
3:AC:189:ALA:HB3	3:AC:196:LEU:H	1.63	0.62
25:BA:829:A:N7	25:BA:2248:C:H5'	2.14	0.62
25:DA:343:C:O2	25:DA:343:C:H2'	1.97	0.62
25:DA:939:G:O2'	25:DA:940:G:H5'	1.98	0.62
25:BA:2559:C:H2'	25:BA:2559:C:O2	1.98	0.62
30:BF:101:LEU:H	30:BF:106:ARG:HH12	1.47	0.62
1:AA:453:A:H2'	1:AA:454:C:C6	2.34	0.62
25:DA:2344:U:H4'	25:DA:2345:G:OP1	1.97	0.62
25:DA:1313:U:H4'	25:DA:1332:G:H4'	1.80	0.62
33:BI:93:THR:N	33:BI:96:ASP:OD1	2.29	0.62
2:CB:36:ARG:H	2:CB:41:ILE:HD13	1.65	0.62
25:DA:971:C:H2'	25:DA:972:G:C5'	2.29	0.62

Continued on next page...

Continued from previous page...

Atom-1	Atom-2	Interatomic distance (Å)	Clash overlap (Å)
9:CI:104:ARG:O	9:CI:105:ASP:HB2	1.98	0.62
1:CA:1158:C:H4'	2:CB:133:LYS:HE3	1.80	0.62
29:BE:44:TYR:O	29:BE:45:THR:CB	2.48	0.62
31:BG:63:ILE:CA	31:BG:143:GLU:HG3	2.26	0.62
31:BG:57:ALA:HB2	31:BG:90:LEU:HD11	1.81	0.62
53:B6:34:LEU:O	53:B6:35:GLU:HB3	1.97	0.62
2:AB:200:ILE:HD12	2:AB:200:ILE:H	1.64	0.62
19:AS:53:ASN:ND2	19:AS:55:LYS:H	1.98	0.62
4:AD:172:PRO:O	4:AD:174:LEU:N	2.33	0.62
5:AE:148:VAL:HG11	8:AH:107:LEU:HD22	1.81	0.62
28:BD:179:SER:HB2	28:BD:274:ARG:HG2	1.82	0.62
48:B1:56:GLN:HE22	48:B1:85:LEU:HD23	1.63	0.62
47:B0:40:ARG:HD2	47:B0:40:ARG:N	2.07	0.62
27:DC:80:LYS:HB3	31:DG:50:ALA:HA	1.80	0.62
10:CJ:4:ILE:HG23	10:CJ:99:LYS:O	1.98	0.62
1:CA:254:G:OP1	17:CQ:67:LYS:O	2.18	0.62
25:DA:571:A:O2'	42:DV:78:LYS:HE2	1.99	0.62
32:DH:12:PRO:O	32:DH:15:VAL:HG22	1.99	0.62
1:CA:1329:A:H62	21:CU:7:ARG:NH2	1.96	0.62
25:BA:538:G:H2'	25:BA:539:G:H5'	1.81	0.62
44:BX:35:THR:O	44:BX:39:ILE:HG12	1.99	0.62
31:BG:106:LEU:HA	31:BG:110:ALA:CB	2.30	0.62
8:CH:20:TYR:OH	8:CH:75:ARG:HB3	1.99	0.62
25:DA:1547:C:H2'	25:DA:1548:C:C6	2.34	0.62
37:BQ:59:ARG:CB	37:BQ:59:ARG:HH11	2.12	0.62
19:AS:29:ARG:HD2	19:AS:30:LEU:H	1.65	0.62
27:BC:7:ARG:C	27:BC:7:ARG:HD3	2.19	0.62
25:BA:954:G:H4'	37:BQ:13:GLN:NE2	2.15	0.62
15:AO:35:ARG:O	15:AO:38:ARG:HB2	1.99	0.62
25:BA:1024:G:H3'	25:BA:1025:G:H5''	1.81	0.62
44:BX:64:LYS:HD3	44:BX:73:ARG:CZ	2.29	0.62
25:DA:755:C:H2'	25:DA:756:C:H6	1.64	0.62
1:AA:767:A:H2'	1:AA:768:A:O4'	1.99	0.62
25:BA:1603:A:H8	25:BA:1603:A:H5'	1.64	0.62
56:D9:2:LYS:N	56:D9:4:ARG:HH21	1.98	0.62
28:BD:112:GLN:O	28:BD:115:GLN:HB2	1.99	0.62
1:AA:334:C:H2'	1:AA:335:C:C6	2.34	0.62
38:DR:100:LEU:O	52:D5:44:THR:HB	1.98	0.62
7:AG:27:ILE:HD12	7:AG:40:ALA:HA	1.81	0.62
9:AI:121:ARG:HH11	9:AI:121:ARG:HG2	1.64	0.62
46:DZ:6:ALA:O	46:DZ:60:LEU:HD13	1.99	0.62

Continued on next page...

Continued from previous page...

Atom-1	Atom-2	Interatomic distance (Å)	Clash overlap (Å)
2:CB:171:ALA:HA	2:CB:174:VAL:CG2	2.28	0.62
42:DV:38:LEU:O	42:DV:51:VAL:HG13	2.00	0.62
48:D1:88:LYS:HD3	48:D1:88:LYS:C	2.20	0.62
45:DY:27:VAL:HG12	45:DY:29:GLU:H	1.64	0.62
20:AT:89:ARG:CD	20:AT:104:LEU:HD11	2.30	0.62
45:BY:8:LYS:HE3	45:BY:72:VAL:HG11	1.80	0.62
25:DA:1107:G:H2'	25:DA:1108:U:H6	1.63	0.62
46:BZ:94:PRO:HB2	46:BZ:126:LYS:HE3	1.82	0.62
13:AM:19:LEU:HB3	13:AM:25:ILE:HG21	1.80	0.62
36:BP:64:LYS:C	36:BP:66:GLY:N	2.51	0.62
25:BA:271(R):G:H2'	25:BA:271(S):G:H8	1.64	0.62
40:DT:28:VAL:CG1	40:DT:46:GLU:HA	2.27	0.62
14:AN:26:ARG:HD2	14:AN:43:CYS:SG	2.38	0.62
16:AP:4:ILE:HB	16:AP:66:PRO:CB	2.30	0.62
10:CJ:16:LEU:HD11	10:CJ:70:ARG:HB2	1.80	0.62
28:DD:108:PRO:HG2	28:DD:111:LEU:HB2	1.82	0.62
1:CA:1016:A:H2'	1:CA:1017:G:O4'	2.00	0.62
27:BC:29:LEU:CD2	27:BC:223:VAL:HG11	2.29	0.62
20:AT:30:LYS:HA	20:AT:30:LYS:HE2	1.80	0.62
9:AI:26:VAL:HG13	9:AI:61:ALA:O	1.99	0.62
6:AF:8:ILE:HG22	6:AF:9:VAL:N	2.14	0.62
19:AS:62:ILE:HD12	19:AS:66:MET:CG	2.27	0.62
52:D5:51:TYR:O	52:D5:54:GLY:N	2.31	0.62
1:AA:992:U:H3	1:AA:1044:A:H62	1.46	0.62
10:AJ:80:LYS:HE3	10:AJ:83:GLU:OE2	2.00	0.62
27:BC:165:ARG:HB2	27:BC:165:ARG:HH11	1.62	0.62
25:BA:1952:A:C6	25:BA:1953:A:N1	2.66	0.62
41:BU:31:SER:C	41:BU:33:ARG:H	2.03	0.62
1:AA:189(C):C:H2'	1:AA:189(D):C:O4'	2.00	0.62
25:DA:409:C:O2'	25:DA:410:G:H5'	1.99	0.62
1:CA:987:G:H2'	1:CA:988:G:H8	1.64	0.62
5:CE:96:PRO:HA	5:CE:117:ASP:OD2	2.00	0.62
1:AA:681:C:H2'	1:AA:682:G:H8	1.63	0.62
25:DA:2668:G:O2'	25:DA:2669:G:H5'	2.00	0.62
10:CJ:65:LEU:O	10:CJ:65:LEU:HG	1.97	0.62
25:BA:614(A):U:H5''	25:BA:614(B):G:OP1	1.99	0.62
39:BS:79:ALA:O	39:BS:80:LEU:HD12	1.99	0.62
7:AG:12:LEU:HD11	7:AG:25:ALA:HB2	1.81	0.62
42:DV:58:VAL:HB	42:DV:98:GLU:HG2	1.79	0.62
19:CS:66:MET:HB2	19:CS:74:PHE:CZ	2.34	0.62
7:CG:73:MET:HE1	7:CG:90:GLU:HG2	1.82	0.62

Continued on next page...

Continued from previous page...

Atom-1	Atom-2	Interatomic distance (Å)	Clash overlap (Å)
9:CI:17:VAL:HG22	9:CI:63:ILE:HD13	1.81	0.62
25:BA:2787:C:O2	29:BE:61:ARG:NH1	2.32	0.62
19:AS:42:PRO:O	19:AS:44:MET:SD	2.58	0.62
16:AP:39:TYR:O	16:AP:39:TYR:CG	2.52	0.62
30:DF:10:PRO:HG2	30:DF:13:SER:CB	2.28	0.62
1:AA:1502:A:H5''	1:AA:1504:G:C8	2.33	0.62
28:DD:25:THR:O	28:DD:26:LYS:C	2.38	0.62
55:B8:17:THR:OG1	55:B8:21:LYS:HB2	2.00	0.62
1:AA:1152:A:H5'	10:AJ:70:ARG:HH22	1.63	0.62
4:AD:9:CYS:O	4:AD:13:ARG:HD3	1.99	0.62
1:CA:1316:G:C2'	1:CA:1317:C:H5''	2.28	0.62
27:DC:80:LYS:HD3	27:DC:119:ASP:HB2	1.81	0.62
1:AA:45:U:H2'	1:AA:46:G:H8	1.63	0.62
6:CF:30:LEU:HB3	6:CF:35:ALA:HB3	1.82	0.62
6:CF:52:ILE:O	6:CF:53:ALA:HB3	2.00	0.62
28:DD:31:LYS:HG3	28:DD:33:LEU:HB2	1.80	0.62
1:CA:626:U:H2'	1:CA:627:G:H8	1.63	0.62
1:CA:1310:G:O2'	1:CA:1311:G:H5'	2.00	0.62
18:CR:54:ARG:HG3	18:CR:54:ARG:HH11	1.65	0.62
1:CA:389:A:H2'	1:CA:390:C:H5'	1.82	0.62
25:DA:2807:G:C3'	25:DA:2808:U:H5''	2.29	0.62
35:BO:47:ILE:HD12	35:BO:47:ILE:H	1.64	0.62
25:BA:1112:G:O2'	25:BA:1113:U:O4'	2.16	0.62
4:CD:133:VAL:HG13	4:CD:135:LEU:HD23	1.81	0.62
25:DA:1805:U:O2	28:DD:50:THR:HB	1.98	0.62
32:BH:144:VAL:O	32:BH:148:ILE:HG12	1.99	0.62
4:CD:8:VAL:C	4:CD:10:ARG:H	2.03	0.62
5:AE:116:THR:HG22	5:AE:117:ASP:OD1	2.00	0.62
43:DW:12:ILE:HD13	43:DW:17:VAL:CG1	2.30	0.62
23:CW:19:G:H3'	23:CW:20:U:C5'	2.29	0.62
38:DR:54:LEU:O	38:DR:57:ARG:HG3	1.99	0.62
8:CH:28:ALA:HB2	8:CH:59:LEU:HG	1.80	0.62
17:AQ:76:LEU:HD12	17:AQ:77:VAL:H	1.65	0.62
23:AW:67:C:H2'	23:AW:68:C:H5'	1.81	0.62
29:DE:38:THR:OG1	29:DE:41:LYS:HG2	2.00	0.62
1:CA:444:C:H2'	1:CA:445:G:H8	1.65	0.62
43:DW:111:HIS:CG	43:DW:112:GLY:H	2.17	0.62
5:CE:94:ALA:HB1	5:CE:98:THR:HG21	1.82	0.62
25:DA:2387:U:H5'	25:DA:2388:A:OP2	2.00	0.62
1:CA:193:C:H2'	1:CA:194:C:C6	2.35	0.62
1:AA:492:G:H2'	1:AA:493:G:C8	2.35	0.62

Continued on next page...

Continued from previous page...

Atom-1	Atom-2	Interatomic distance (Å)	Clash overlap (Å)
2:CB:74:LYS:HB2	2:CB:76:GLN:HE21	1.63	0.62
25:DA:534:U:O2'	41:DU:49:HIS:HD2	1.82	0.62
1:AA:1300:G:O6	1:AA:1334:G:H3'	2.00	0.62
7:CG:31:MET:SD	7:CG:34:GLY:HA2	2.38	0.62
7:AG:12:LEU:HD22	7:AG:24:THR:OG1	1.99	0.62
50:D3:5:LYS:HA	50:D3:35:ARG:O	1.99	0.62
41:DU:88:ILE:O	41:DU:90:VAL:N	2.32	0.62
45:DY:50:ARG:HD3	45:DY:54:LYS:N	2.13	0.62
31:DG:111:LEU:CD2	31:DG:120:LEU:HD21	2.27	0.62
31:DG:180:PHE:C	31:DG:182:LYS:H	2.03	0.62
31:DG:63:ILE:HB	31:DG:141:PHE:CD1	2.34	0.62
19:AS:15:LEU:O	19:AS:19:VAL:HG23	2.00	0.62
25:BA:1174:A:H3'	25:BA:1174:A:N3	2.14	0.62
29:DE:34:VAL:HG23	29:DE:34:VAL:O	1.99	0.62
38:DR:9:LYS:O	38:DR:10:LEU:HG	2.00	0.62
3:AC:38:ARG:O	3:AC:42:LEU:HD12	2.00	0.62
3:AC:89:GLU:HG3	3:AC:93:LYS:HD2	1.80	0.62
45:BY:38:ILE:HG22	45:BY:39:VAL:N	2.13	0.62
27:BC:102:GLN:HA	27:BC:102:GLN:NE2	2.07	0.62
36:DP:65:ARG:HH12	55:D8:46:ARG:HH22	1.47	0.62
29:BE:68:ALA:O	29:BE:70:ALA:N	2.32	0.62
1:AA:542:G:H5'	4:AD:41:GLY:CA	2.30	0.62
4:AD:38:TYR:CD2	4:AD:45:GLN:HB3	2.34	0.62
32:DH:56:SER:OG	32:DH:58:GLU:HG3	1.99	0.62
25:DA:2845:G:O2'	25:DA:2846:G:H5'	1.98	0.62
25:DA:271(I):G:N3	25:DA:271(J):C:H1'	2.14	0.62
1:AA:849:C:O2'	1:AA:850:U:H5'	2.00	0.62
12:CL:67:ILE:HD13	12:CL:72:HIS:CD2	2.35	0.62
25:BA:286:C:H2'	25:BA:287:C:H6	1.64	0.62
40:DT:136:GLN:CG	40:DT:137:LYS:H	2.05	0.62
25:BA:2313:C:H4'	31:BG:91:ARG:HG3	1.81	0.62
25:DA:1777:U:O2'	25:DA:1778:U:H5'	1.99	0.62
25:BA:2160:G:H2'	25:BA:2161:C:C6	2.34	0.62
26:BB:58:A:H3'	26:BB:59:A:H8	1.64	0.62
2:AB:172:ILE:H	2:AB:172:ILE:CD1	2.12	0.62
25:DA:2884:U:C2	52:D5:51:TYR:HE1	2.18	0.62
1:AA:514:C:H2'	1:AA:515:G:C8	2.35	0.62
32:BH:30:LYS:HZ2	32:BH:81:GLU:HG2	1.64	0.62
27:DC:67:HIS:CE1	27:DC:185:LYS:HA	2.33	0.62
54:D7:16:HIS:HB3	54:D7:44:PRO:HG2	1.81	0.62
33:DI:100:ALA:C	33:DI:102:SER:H	2.00	0.62

Continued on next page...

Continued from previous page...

Atom-1	Atom-2	Interatomic distance (Å)	Clash overlap (Å)
27:DC:47:LYS:HZ3	27:DC:212:SER:HB2	1.64	0.62
14:AN:53:LEU:HB3	14:AN:56:VAL:HG21	1.80	0.62
25:DA:2756:U:H4'	25:DA:2757:A:OP1	1.98	0.62
25:BA:536:A:H2'	25:BA:537:C:C6	2.35	0.62
18:AR:63:GLN:OE1	18:AR:63:GLN:HA	1.99	0.62
1:AA:986:A:H1'	19:AS:54:GLY:O	1.99	0.62
30:BF:184:TYR:O	30:BF:188:ARG:HG2	1.99	0.62
8:AH:119:LEU:HB2	8:AH:124:ALA:HB2	1.82	0.62
1:CA:16:A:O2'	1:CA:17:U:H5'	1.99	0.62
25:BA:207:A:H2'	25:BA:208:C:O4'	2.00	0.62
31:BG:165:THR:HB	31:BG:167:GLU:OE2	1.99	0.62
40:DT:129:ARG:HG3	40:DT:129:ARG:O	1.99	0.62
1:AA:317:G:O5'	1:AA:317:G:H8	1.83	0.62
40:BT:128:GLU:O	40:BT:130:ALA:N	2.33	0.62
25:BA:2031:A:C6	25:BA:2498:C:H1'	2.35	0.62
1:AA:24:U:H2'	1:AA:25:C:H6	1.65	0.62
36:BP:41:ARG:CD	36:BP:45:LEU:HD12	2.30	0.62
1:AA:1346:A:O3'	1:AA:1347:G:H4'	1.99	0.62
25:DA:862:G:H2'	25:DA:863:A:H8	1.64	0.62
48:D1:86:SER:O	48:D1:90:ILE:HG12	1.99	0.62
25:DA:1885:A:H5'	25:DA:1885:A:H8	1.64	0.62
1:CA:946:A:H2'	1:CA:947:G:H8	1.63	0.62
45:BY:8:LYS:H	45:BY:8:LYS:HD2	1.63	0.62
10:AJ:32:ALA:O	10:AJ:33:GLN:HG3	2.00	0.62
27:BC:132:LEU:HG	27:BC:138:LEU:HG	1.80	0.62
13:AM:7:VAL:O	13:AM:9:ILE:HG13	1.99	0.62
36:BP:101:VAL:CG2	36:BP:102:ARG:N	2.63	0.62
32:DH:156:ALA:C	32:DH:158:HIS:H	2.00	0.62
16:CP:43:LYS:HG3	16:CP:48:TRP:CD2	2.35	0.62
10:CJ:49:VAL:HG23	14:CN:41:ARG:HD2	1.81	0.62
46:DZ:151:ALA:HB3	46:DZ:153:ASP:OD1	1.99	0.62
1:CA:997:U:O2'	1:CA:998:G:H5'	2.00	0.62
25:DA:57:C:H2'	25:DA:58:G:O4'	1.99	0.62
11:CK:87:THR:HA	11:CK:91:ARG:NH1	2.14	0.62
1:CA:1311:G:H2'	1:CA:1312:G:O4'	2.00	0.62
16:AP:22:THR:HA	16:AP:33:ILE:HG12	1.80	0.62
32:BH:20:ALA:HB1	32:BH:21:PRO:HD3	1.82	0.62
5:CE:6:PHE:HB3	5:CE:35:GLY:O	1.99	0.62
37:BQ:46:GLN:NE2	37:BQ:126:PRO:HD3	2.14	0.62
1:CA:639:G:O2'	1:CA:640:A:H5'	2.00	0.62
25:DA:1790:C:H5"	25:DA:1791:A:OP1	2.00	0.62

Continued on next page...

Continued from previous page...

Atom-1	Atom-2	Interatomic distance (Å)	Clash overlap (Å)
25:DA:809:G:O2'	25:DA:810:U:H5'	1.98	0.62
8:CH:112:LEU:HD12	8:CH:112:LEU:O	1.98	0.62
25:DA:1570:A:H5'	28:DD:38:LYS:HB2	1.82	0.62
25:BA:943:U:OP2	36:BP:38:GLN:OE1	2.17	0.62
25:BA:2100:G:H1	25:BA:2189:U:H5	1.47	0.62
25:BA:2642:G:O2'	25:BA:2643:G:H5'	2.00	0.62
39:BS:61:ASN:O	39:BS:62:LYS:HB2	1.99	0.62
2:CB:15:VAL:HG21	2:CB:209:ARG:NE	2.14	0.62
25:DA:2110:G:H5''	25:DA:2118:U:C4	2.35	0.62
7:CG:145:ALA:O	7:CG:146:GLU:HB2	1.99	0.62
41:BU:90:VAL:O	41:BU:92:ARG:N	2.33	0.62
45:DY:26:LYS:O	45:DY:28:LYS:HE3	2.00	0.62
35:BO:35:VAL:HG21	35:BO:69:ILE:HG12	1.81	0.62
53:D6:41:PRO:HD3	53:D6:46:HIS:CA	2.29	0.62
28:DD:26:LYS:NZ	28:DD:82:ILE:H	1.94	0.62
28:BD:97:TYR:HE1	28:BD:103:ARG:HG3	1.63	0.62
1:AA:1031:G:H2'	1:AA:1032:G:C8	2.35	0.62
1:CA:1297:C:H1'	1:CA:1298:C:H5	1.65	0.62
13:CM:12:ASN:HA	13:CM:45:VAL:HB	1.80	0.62
3:CC:70:VAL:HG12	3:CC:72:LYS:H	1.62	0.62
25:BA:1827:C:O2'	25:BA:1828:G:H5'	1.98	0.62
1:AA:1199:U:H4'	10:AJ:54:PHE:CZ	2.35	0.62
25:DA:2876:G:H4'	40:DT:2:ASN:O	2.00	0.62
45:DY:95:LYS:CG	45:DY:100:ALA:HA	2.26	0.62
1:CA:1152:A:OP1	10:CJ:68:HIS:NE2	2.33	0.62
40:BT:55:ASN:N	40:BT:59:THR:HG22	2.11	0.62
5:AE:12:LEU:HD22	5:AE:13:ILE:H	1.64	0.62
25:BA:1503:U:H2'	25:BA:1504:C:H6	1.65	0.62
1:AA:1437:C:H2'	1:AA:1438:G:H8	1.61	0.62
11:AK:92:GLU:O	11:AK:96:ARG:HG3	2.00	0.62
40:BT:15:VAL:HA	40:BT:79:HIS:HD2	1.64	0.62
25:DA:2716:U:O2'	25:DA:2717:G:H5'	2.00	0.62
25:BA:285:C:C2'	25:BA:286:C:H5'	2.30	0.62
25:DA:1779:U:H5	25:DA:1784:A:N7	1.98	0.62
47:D0:5:LYS:NZ	47:D0:6:GLY:H	1.96	0.62
27:DC:186:LEU:HD23	27:DC:189:ASN:HD22	1.63	0.62
1:CA:18:C:H5''	5:CE:127:ASN:ND2	2.14	0.62
25:BA:1188:U:H4'	42:BV:79:VAL:HG23	1.80	0.62
48:D1:50:ARG:O	48:D1:51:VAL:HB	1.99	0.62
28:BD:210:GLY:O	28:BD:211:ARG:CB	2.47	0.62
41:DU:81:HIS:O	41:DU:85:LYS:HB2	2.00	0.62

Continued on next page...

Continued from previous page...

Atom-1	Atom-2	Interatomic distance (Å)	Clash overlap (Å)
6:CF:27:GLN:O	6:CF:31:GLU:HB2	2.00	0.62
37:DQ:37:LEU:HB2	37:DQ:128:LYS:O	1.99	0.62
21:AU:25:LYS:HG2	21:AU:26:LYS:N	2.14	0.62
7:AG:6:ARG:HH21	7:AG:94:ARG:NH2	1.97	0.62
25:BA:1843:C:O2'	25:BA:1844:C:H5'	2.00	0.62
30:BF:11:VAL:HG12	30:BF:12:LEU:H	1.63	0.62
37:DQ:62:GLY:HA2	46:DZ:115:VAL:HG21	1.82	0.62
1:CA:1208:C:H2'	1:CA:1209:C:C6	2.35	0.62
25:BA:2691:C:H5'	25:BA:2691:C:H6	1.65	0.62
33:BI:93:THR:H	33:BI:96:ASP:CG	2.02	0.62
1:AA:1114:C:H1'	14:AN:60:SER:OG	2.00	0.62
25:DA:543:C:C2	25:DA:551:G:N2	2.67	0.62
31:DG:76:SER:CB	31:DG:83:ARG:HB2	2.13	0.62
37:DQ:42:ILE:HG12	37:DQ:103:MET:HE2	1.81	0.62
46:DZ:13:LYS:HB3	46:DZ:16:ALA:HB3	1.82	0.62
48:D1:84:GLY:C	48:D1:86:SER:H	2.02	0.62
25:BA:2178:C:H2'	25:BA:2179:C:H6	1.64	0.62
41:BU:91:ASP:OD2	41:BU:96:ALA:CB	2.48	0.62
2:CB:95:GLN:HE21	2:CB:147:LYS:CG	2.12	0.62
31:DG:117:PHE:O	31:DG:118:ARG:HG3	2.00	0.62
1:AA:953:G:H2'	1:AA:954:G:O4'	1.99	0.62
1:AA:1128:C:C5'	9:AI:16:ARG:HH22	2.13	0.62
40:BT:98:LYS:HB3	40:BT:100:TYR:CE1	2.35	0.62
25:DA:171:G:O2'	25:DA:172:C:H5'	2.00	0.62
25:DA:2728:U:O2'	25:DA:2729:G:H5'	1.99	0.62
32:DH:83:TYR:HA	32:DH:135:GLY:CA	2.29	0.62
40:BT:29:ARG:HB2	40:BT:85:LYS:HZ1	1.62	0.62
4:AD:108:LEU:HB3	4:AD:110:PHE:CE1	2.34	0.62
25:BA:2176:A:H4'	27:BC:222:SER:OG	1.99	0.62
13:AM:65:LYS:HE3	13:AM:73:GLU:OE2	2.00	0.62
42:BV:18:LEU:HD22	42:BV:19:LYS:CA	2.30	0.62
27:BC:87:ALA:HA	27:BC:154:ILE:HD12	1.79	0.62
47:B0:40:ARG:NH1	47:B0:43:ARG:HD2	2.15	0.62
26:DB:32:C:C2	26:DB:51:G:N2	2.68	0.62
1:CA:1151:A:H2'	1:CA:1152:A:C8	2.35	0.62
10:CJ:34:VAL:HG13	10:CJ:73:ASP:C	2.20	0.62
27:BC:164:PHE:O	27:BC:164:PHE:CD1	2.53	0.62
1:AA:718:G:H5'	11:AK:117:ASN:OD1	2.00	0.62
25:DA:1853:A:H2'	25:DA:1854:A:C8	2.34	0.62
25:DA:2712:U:OP1	25:DA:2714:G:H4'	2.00	0.62
48:B1:26:ARG:HB2	48:B1:26:ARG:NH1	2.15	0.62

Continued on next page...

Continued from previous page...

Atom-1	Atom-2	Interatomic distance (Å)	Clash overlap (Å)
25:DA:2178:C:H2'	25:DA:2179:C:C6	2.33	0.62
28:DD:146:GLU:HG2	28:DD:152:GLY:O	2.00	0.62
12:AL:44:LYS:CB	12:AL:45:PRO:CD	2.78	0.62
39:BS:106:ARG:O	39:BS:106:ARG:HD2	1.99	0.62
12:AL:24:LEU:HD23	12:AL:59:SER:HB2	1.82	0.62
25:DA:265:A:C8	25:DA:266:G:H1'	2.34	0.62
17:AQ:59:ILE:HG22	17:AQ:71:PHE:CD1	2.34	0.62
29:BE:170:LEU:HD23	29:BE:184:VAL:HG11	1.80	0.62
40:BT:118:ARG:HA	40:BT:121:ILE:HB	1.81	0.62
30:DF:72:ARG:HB3	30:DF:72:ARG:HH11	1.63	0.62
17:AQ:14:LYS:HZ2	17:AQ:14:LYS:N	1.98	0.62
45:DY:23:ARG:NH2	45:DY:40:GLU:O	2.33	0.62
25:BA:481:G:O2'	25:BA:482:A:P	2.58	0.62
25:DA:1150:C:O2'	25:DA:1151:G:H5'	1.99	0.62
10:CJ:33:GLN:OE1	10:CJ:75:ILE:HD11	2.00	0.62
15:AO:8:LYS:HE3	15:AO:31:LEU:HD11	1.81	0.62
26:DB:44:G:H1'	26:DB:47:C:N4	2.15	0.62
36:BP:112:LEU:HD22	36:BP:113:LYS:N	2.15	0.62
25:BA:2873:A:C2	38:BR:7:GLY:HA2	2.35	0.62
25:BA:1573:G:H2'	25:BA:1574:C:H5'	1.81	0.62
25:DA:2014:A:H2'	25:DA:2015:A:C8	2.33	0.62
25:BA:1260:G:H2'	25:BA:1261:C:C6	2.35	0.62
1:CA:564:C:H5'	12:CL:7:LEU:CD1	2.30	0.62
8:AH:43:GLY:O	8:AH:45:ILE:N	2.32	0.62
52:D5:35:GLU:O	52:D5:36:CYS:SG	2.57	0.61
25:DA:1971:A:H1'	28:DD:240:ALA:O	1.99	0.61
7:AG:44:TYR:O	7:AG:46:ALA:N	2.29	0.61
32:BH:8:PRO:HA	32:BH:9:ILE:HD12	1.82	0.61
25:DA:863:A:O2'	25:DA:864:G:H5'	2.00	0.61
9:CI:63:ILE:HG22	9:CI:64:THR:N	2.15	0.61
9:CI:9:ARG:H	9:CI:76:ALA:HB1	1.65	0.61
2:CB:144:ARG:HG3	2:CB:145:LEU:N	2.15	0.61
31:DG:116:ASP:O	31:DG:118:ARG:HG3	1.99	0.61
1:AA:1222:G:O2'	1:AA:1223:C:C5'	2.48	0.61
46:BZ:29:ASN:HB2	46:BZ:88:PHE:CE2	2.35	0.61
27:BC:128:LEU:HB3	27:BC:132:LEU:CD2	2.30	0.61
2:AB:208:ILE:HA	2:AB:211:ILE:HD12	1.81	0.61
2:AB:29:ALA:O	2:AB:32:ILE:HG22	2.00	0.61
28:DD:43:ARG:HB3	28:DD:54:ARG:CB	2.30	0.61
35:DO:104:ARG:NE	40:DT:33:LYS:HE3	2.10	0.61
32:BH:85:LYS:CG	32:BH:133:VAL:HB	2.30	0.61

Continued on next page...

Continued from previous page...

Atom-1	Atom-2	Interatomic distance (Å)	Clash overlap (Å)
14:AN:24:CYS:H	14:AN:33:VAL:HG11	1.62	0.61
39:DS:34:HIS:ND1	39:DS:54:LEU:HB2	2.15	0.61
25:DA:1523:U:H2'	25:DA:1524:G:H8	1.65	0.61
25:DA:2175:C:C2'	25:DA:2176:A:H5''	2.30	0.61
25:BA:848:G:H2'	25:BA:849:A:H8	1.61	0.61
25:DA:2333:A:H5'	25:DA:2335:A:O4'	2.00	0.61
29:BE:55:ASN:C	29:BE:57:LYS:H	2.03	0.61
25:BA:910:A:N7	37:BQ:13:GLN:HG3	2.15	0.61
31:DG:96:ARG:N	31:DG:99:MET:HE3	2.14	0.61
27:BC:143:ALA:O	27:BC:145:THR:HG23	2.00	0.61
32:DH:149:ARG:HD3	32:DH:164:TYR:CE1	2.34	0.61
25:BA:29:U:H2'	25:BA:30:G:C8	2.35	0.61
45:BY:31:LEU:HB2	45:BY:32:PRO:HA	1.82	0.61
18:CR:47:THR:HB	18:CR:49:LYS:HG2	1.81	0.61
22:AV:75:PRO:HD3	22:AV:106:GLU:HG2	1.82	0.61
39:DS:25:ARG:CZ	39:DS:40:ILE:HD12	2.30	0.61
34:DN:90:MET:HA	34:DN:90:MET:CE	2.30	0.61
41:DU:91:ASP:OD2	41:DU:96:ALA:HA	1.99	0.61
41:DU:93:LYS:HA	41:DU:96:ALA:CB	2.30	0.61
7:CG:108:ALA:HB1	7:CG:120:ILE:HD13	1.81	0.61
7:CG:148:ASN:C	7:CG:150:ALA:H	2.03	0.61
29:DE:61:ARG:HB3	29:DE:62:PRO:HD3	1.81	0.61
23:CW:22:G:O2'	23:CW:23:C:H5'	2.01	0.61
40:BT:80:SER:HB3	40:BT:81:PRO:HD3	1.82	0.61
1:AA:186:C:H2'	1:AA:187:C:C6	2.35	0.61
1:AA:225:C:H2'	1:AA:226:G:H8	1.65	0.61
3:AC:35:GLU:O	3:AC:39:ILE:HG13	2.00	0.61
3:AC:32:LEU:O	3:AC:36:ASP:HB2	2.00	0.61
10:AJ:24:VAL:HG21	10:AJ:37:PRO:HG3	1.81	0.61
32:DH:108:GLY:HA3	32:DH:152:ARG:NH2	2.15	0.61
32:DH:156:ALA:N	32:DH:158:HIS:H	1.98	0.61
2:AB:46:LYS:HA	2:AB:49:GLU:OE2	2.00	0.61
1:AA:1026:G:H3'	1:AA:1027:C:C5'	2.30	0.61
4:AD:146:ILE:HD12	4:AD:146:ILE:H	1.65	0.61
2:AB:140:HIS:HA	2:AB:143:GLU:CG	2.27	0.61
32:BH:85:LYS:HB3	32:BH:133:VAL:O	2.01	0.61
1:CA:973:G:C1'	10:CJ:55:LYS:HE2	2.29	0.61
3:CC:181:ASN:ND2	3:CC:204:LEU:HB2	2.15	0.61
10:AJ:50:ILE:CD1	14:AN:41:ARG:HD3	2.28	0.61
1:CA:956:U:H2'	1:CA:957:U:H6	1.64	0.61
31:DG:72:ARG:HH11	31:DG:86:MET:HA	1.65	0.61

Continued on next page...

Continued from previous page...

Atom-1	Atom-2	Interatomic distance (Å)	Clash overlap (Å)
43:BW:38:TYR:OH	52:B5:47:PRO:HG3	2.00	0.61
25:BA:857:C:C5'	47:B0:76:ARG:HH22	2.09	0.61
1:AA:1206:G:O4'	3:AC:194:GLY:HA2	1.99	0.61
27:DC:37:LYS:O	27:DC:38:PHE:HB3	1.99	0.61
42:BV:35:LEU:O	42:BV:37:VAL:N	2.34	0.61
1:AA:405:U:C3'	1:AA:406:G:H5'	2.29	0.61
1:AA:169:C:H2'	1:AA:170:U:H5'	1.82	0.61
25:BA:27:G:N2	25:BA:512:G:C2'	2.63	0.61
39:DS:85:VAL:C	39:DS:106:ARG:HG3	2.20	0.61
11:AK:80:VAL:CG1	11:AK:103:LEU:HD12	2.30	0.61
1:CA:880:C:H2'	1:CA:881:G:H8	1.65	0.61
22:AV:13:VAL:HG22	22:AV:14:LYS:N	2.15	0.61
6:CF:62:TRP:CH2	6:CF:64:GLN:HB2	2.35	0.61
31:BG:126:ASP:C	31:BG:128:ARG:H	2.04	0.61
40:BT:88:ILE:HG22	40:BT:89:VAL:CG2	2.30	0.61
8:CH:23:SER:HA	8:CH:63:LEU:HD23	1.80	0.61
22:AV:65:VAL:HG12	22:AV:65:VAL:O	2.00	0.61
25:BA:1497:U:H5''	25:BA:1498:C:C5	2.35	0.61
36:DP:45:LEU:HD23	36:DP:46:LYS:N	2.15	0.61
25:BA:871:U:H4'	37:BQ:69:PHE:CD2	2.35	0.61
37:BQ:72:LYS:HB3	37:BQ:94:VAL:CG2	2.31	0.61
25:BA:2685:G:H5'	35:BO:68:GLU:OE1	2.00	0.61
25:BA:1530:C:H6	25:BA:1530:C:O5'	1.83	0.61
25:DA:2779:U:H4'	25:DA:2780:G:H5'	1.81	0.61
39:BS:41:ASP:OD2	39:BS:44:LYS:HD3	2.00	0.61
45:DY:44:ILE:HG22	45:DY:45:VAL:N	2.15	0.61
39:BS:38:GLN:OE1	39:BS:47:THR:HG21	2.01	0.61
25:DA:908:C:O2'	25:DA:909:A:H5'	1.99	0.61
1:AA:409:G:OP1	4:AD:24:GLU:HB2	1.99	0.61
1:CA:9:G:H5''	5:CE:122:GLU:OE1	2.00	0.61
1:CA:229:U:O2'	1:CA:230:G:H5'	1.99	0.61
7:AG:67:GLU:HA	7:AG:67:GLU:OE2	1.99	0.61
25:DA:1971:A:C5	28:DD:241:PRO:HG3	2.35	0.61
1:AA:1347:G:N2	1:AA:1373:G:H2'	2.15	0.61
46:DZ:9:ARG:HH21	46:DZ:25:GLY:H	1.46	0.61
2:CB:56:ARG:HH11	2:CB:56:ARG:HG2	1.64	0.61
44:DX:55:ASN:HB2	44:DX:80:ILE:CD1	2.30	0.61
1:CA:1353:G:O2'	1:CA:1354:C:H5'	2.00	0.61
1:CA:948:C:C5	13:CM:106:ASN:ND2	2.69	0.61
22:CV:138:GLY:C	22:CV:149:LYS:HB3	2.21	0.61
29:DE:71:GLY:O	29:DE:73:GLU:N	2.34	0.61

Continued on next page...

Continued from previous page...

Atom-1	Atom-2	Interatomic distance (Å)	Clash overlap (Å)
53:D6:16:CYS:SG	53:D6:49:HIS:N	2.62	0.61
40:BT:28:VAL:HG21	40:BT:46:GLU:HG3	1.80	0.61
29:BE:32:PRO:HB3	29:BE:69:LYS:CB	2.25	0.61
10:AJ:16:LEU:HD11	10:AJ:70:ARG:HB2	1.80	0.61
14:AN:26:ARG:HG3	14:AN:27:CYS:H	1.64	0.61
36:BP:24:GLY:CA	36:BP:33:ARG:NH1	2.63	0.61
40:BT:56:GLY:O	40:BT:59:THR:CG2	2.48	0.61
23:CW:16:C:H4'	23:CW:60:U:O2'	2.00	0.61
1:AA:545:C:O2'	1:AA:546:G:H5'	2.00	0.61
26:BB:111:G:H2'	26:BB:112:U:O4'	2.01	0.61
25:BA:286:C:H2'	25:BA:287:C:C6	2.35	0.61
29:BE:14:ILE:HB	40:BT:14:TYR:CE2	2.36	0.61
25:BA:1739:U:O2	25:BA:1739:U:H2'	2.00	0.61
25:BA:181:A:H5''	54:B7:36:GLN:HE21	1.64	0.61
27:DC:47:LYS:CE	27:DC:212:SER:HB2	2.30	0.61
8:AH:91:ARG:HG2	8:AH:91:ARG:HH11	1.65	0.61
1:AA:735:C:H2'	1:AA:736:C:C6	2.35	0.61
13:CM:82:MET:HG2	13:CM:82:MET:O	1.98	0.61
40:BT:124:ASP:O	40:BT:127:ALA:HB3	2.01	0.61
25:DA:1755:A:H2'	25:DA:1756:G:H5'	1.81	0.61
1:CA:1211:U:H5'	1:CA:1212:U:OP1	1.99	0.61
38:DR:37:THR:OG1	38:DR:39:PRO:HD2	2.00	0.61
1:CA:201:C:H42	1:CA:216:G:H1	1.48	0.61
35:DO:53:LYS:N	35:DO:53:LYS:HD2	2.14	0.61
49:B2:63:VAL:HA	49:B2:66:GLU:HG2	1.82	0.61
12:CL:108:LYS:O	12:CL:109:ASP:HB2	1.98	0.61
27:DC:193:PHE:HE2	27:DC:197:LEU:HD22	1.65	0.61
25:DA:491:G:O6	43:DW:49:LYS:HE2	1.99	0.61
25:BA:1678:G:N2	25:BA:1989:G:H22	1.97	0.61
18:AR:26:LEU:HD13	18:AR:39:VAL:HG13	1.82	0.61
4:CD:62:GLN:HA	4:CD:62:GLN:HE21	1.64	0.61
25:BA:197:A:N6	25:BA:2430:A:H2'	2.15	0.61
3:AC:8:ILE:HG22	14:AN:49:HIS:O	2.01	0.61
25:DA:543:C:C3'	25:DA:545:G:H5'	2.30	0.61
41:DU:114:LYS:HA	41:DU:117:GLN:HB2	1.82	0.61
1:CA:1292:U:C5'	9:CI:38:GLN:HE22	2.13	0.61
9:CI:5:TYR:O	9:CI:84:ALA:HA	2.01	0.61
22:CV:138:GLY:O	22:CV:163:LEU:HB3	2.00	0.61
22:CV:170:VAL:HB	22:CV:184:ALA:HB3	1.82	0.61
30:BF:21:ALA:C	30:BF:23:ASP:H	2.04	0.61
10:AJ:47:PHE:HZ	10:AJ:65:LEU:HB2	1.66	0.61

Continued on next page...

Continued from previous page...

Atom-1	Atom-2	Interatomic distance (Å)	Clash overlap (Å)
52:B5:4:HIS:CB	52:B5:5:PRO:HD3	2.28	0.61
36:DP:16:ARG:CZ	36:DP:16:ARG:HB2	2.30	0.61
1:AA:1144:G:H21	1:AA:1146:A:H62	1.47	0.61
25:BA:637:A:P	36:BP:116:GLY:HA2	2.41	0.61
36:BP:95:VAL:HA	36:BP:99:LEU:HD13	1.82	0.61
25:DA:275:G:H3'	25:DA:276:A:C5'	2.31	0.61
29:BE:75:VAL:HG12	29:BE:76:ARG:N	2.15	0.61
25:BA:2469:A:N6	25:BA:2481:G:H1'	2.15	0.61
25:BA:272(D):G:H1	25:BA:364:C:N4	1.90	0.61
8:AH:44:PHE:O	8:AH:64:LYS:HB3	2.00	0.61
31:BG:51:ARG:CA	31:BG:51:ARG:NE	2.50	0.61
48:B1:50:ARG:HG2	48:B1:50:ARG:NH1	2.15	0.61
39:DS:19:LYS:HB3	39:DS:20:ARG:HH12	1.65	0.61
23:CW:1:C:H2'	23:CW:2:G:C8	2.23	0.61
34:DN:58:ASP:O	34:DN:60:ILE:HG13	2.01	0.61
1:CA:1123:A:O2'	10:CJ:38:ILE:HG23	1.99	0.61
1:CA:735:C:H5'	18:CR:71:LYS:HD3	1.83	0.61
6:CF:50:TYR:HE2	6:CF:52:ILE:HD11	1.64	0.61
25:DA:2125:G:N2	25:DA:2174:C:H42	1.98	0.61
1:CA:536:C:H2'	1:CA:537:G:C8	2.36	0.61
25:BA:2286:A:H3'	53:B6:31:PRO:HB2	1.83	0.61
1:AA:627:G:C2'	1:AA:628:G:H5'	2.30	0.61
55:D8:40:GLU:O	55:D8:44:LYS:HD3	2.01	0.61
39:DS:106:ARG:O	39:DS:107:GLU:HB3	1.99	0.61
1:CA:366:C:O2'	1:CA:394:G:N2	2.33	0.61
25:BA:389:G:H1	36:BP:71:VAL:HG12	1.65	0.61
2:AB:178:ARG:HG3	8:AH:71:GLY:HA2	1.82	0.61
22:AV:67:THR:O	22:AV:67:THR:HG22	1.99	0.61
34:BN:133:GLN:HG2	34:BN:134:ARG:N	2.15	0.61
25:BA:2849:U:O4	40:BT:23:ARG:NH2	2.32	0.61
32:BH:137:ASP:HB3	32:BH:140:LYS:HB3	1.83	0.61
25:DA:116:C:O2'	25:DA:117:G:H5'	2.00	0.61
28:BD:28:GLU:HB2	28:BD:29:PRO:HD3	1.81	0.61
36:DP:119:GLU:HA	36:DP:119:GLU:OE1	2.01	0.61
25:BA:481:G:H1'	25:BA:506:G:H21	1.64	0.61
1:AA:1447:A:H8	1:AA:1456:G:O6	1.83	0.61
25:DA:1711:C:H2'	25:DA:1712:C:C6	2.36	0.61
25:BA:1462:C:H2'	25:BA:1463:C:C6	2.34	0.61
25:DA:927:G:H2'	25:DA:928:G:H5'	1.81	0.61
6:AF:97:PHE:C	6:AF:97:PHE:CD2	2.74	0.61
33:DI:119:PRO:O	33:DI:120:ILE:C	2.38	0.61

Continued on next page...

Continued from previous page...

Atom-1	Atom-2	Interatomic distance (Å)	Clash overlap (Å)
48:D1:7:ILE:HG22	48:D1:8:SER:N	2.15	0.61
43:BW:62:HIS:O	43:BW:64:MET:HG3	1.99	0.61
1:AA:1289:A:H5''	21:AU:10:ARG:NH2	2.10	0.61
25:DA:2105:C:C2'	25:DA:2106:G:H5''	2.30	0.61
7:CG:140:ASP:HA	7:CG:143:ARG:NH1	2.15	0.61
42:BV:39:LEU:HD12	42:BV:47:VAL:HG11	1.81	0.61
25:DA:1359:A:C2'	25:DA:1360:A:H5'	2.17	0.61
30:DF:3:GLU:CD	30:DF:3:GLU:H	2.03	0.61
25:DA:1039:G:H1	25:DA:1116:C:N4	1.98	0.61
53:D6:40:CYS:SG	53:D6:45:LYS:NZ	2.70	0.61
46:BZ:164:VAL:HG12	46:BZ:165:SER:N	2.15	0.61
25:DA:825:C:O2	36:DP:55:ARG:HD3	2.01	0.61
25:DA:274:G:N3	25:DA:274:G:H3'	2.15	0.61
29:DE:111:ARG:HH11	29:DE:111:ARG:HG2	1.66	0.61
11:AK:127:LYS:CE	11:AK:127:LYS:HA	2.23	0.61
3:CC:13:GLY:HA3	14:CN:57:ARG:HH21	1.66	0.61
25:DA:874:G:H2'	25:DA:875:G:H8	1.66	0.61
42:BV:17:GLY:O	42:BV:18:LEU:HB3	2.00	0.61
47:D0:72:ARG:HE	47:D0:75:LEU:CD1	2.06	0.61
1:CA:1320:C:O2	19:CS:72:GLY:HA3	2.01	0.61
26:DB:48:A:H4'	39:DS:95:HIS:HD2	1.66	0.61
10:CJ:24:VAL:HG22	10:CJ:72:VAL:HG11	1.81	0.61
1:CA:736:C:H2'	1:CA:737:A:H8	1.62	0.61
16:CP:82:GLN:N	16:CP:82:GLN:NE2	2.48	0.61
11:CK:103:LEU:HD13	11:CK:104:GLN:N	2.16	0.61
3:AC:127:ARG:HD2	3:AC:127:ARG:N	2.14	0.61
1:CA:295:C:O2'	1:CA:296:U:H5'	2.01	0.61
30:DF:41:LEU:O	30:DF:44:ARG:HG2	2.00	0.61
25:BA:17:G:H2'	25:BA:18:C:H6	1.65	0.61
41:BU:25:TRP:CD1	41:BU:26:GLY:N	2.68	0.61
4:CD:88:VAL:O	4:CD:92:VAL:HG23	2.01	0.61
37:DQ:57:HIS:HE1	37:DQ:116:GLU:HB3	1.65	0.61
29:DE:178:GLU:HG3	29:DE:179:GLU:OE2	2.01	0.61
25:BA:336:C:O2'	25:BA:337:C:H5'	2.00	0.61
1:AA:518:C:H2'	1:AA:530:G:N3	2.16	0.61
1:AA:1169:A:H2'	1:AA:1170:A:C8	2.35	0.61
25:DA:1773:A:H2'	25:DA:1774:C:H5'	1.81	0.61
25:DA:1405:U:H2'	25:DA:1406:U:H6	1.64	0.61
33:BI:93:THR:O	33:BI:96:ASP:HB2	2.00	0.61
1:AA:1349:A:H2'	1:AA:1350:A:O4'	1.99	0.61
41:BU:65:ILE:HD11	41:BU:93:LYS:HA	1.82	0.61

Continued on next page...

Continued from previous page...

Atom-1	Atom-2	Interatomic distance (Å)	Clash overlap (Å)
13:CM:78:ILE:HG23	13:CM:92:HIS:ND1	2.15	0.61
28:BD:245:PRO:O	28:BD:246:PRO:C	2.39	0.61
40:BT:29:ARG:N	40:BT:45:PHE:O	2.33	0.61
10:AJ:8:LEU:O	10:AJ:16:LEU:HD21	2.01	0.61
23:CW:68:C:O2'	23:CW:69:C:H5'	2.00	0.61
34:DN:121:LYS:HB3	34:DN:123:TYR:HE1	1.65	0.61
8:AH:44:PHE:HB3	8:AH:80:ILE:HG12	1.82	0.61
46:BZ:97:MET:O	46:BZ:124:LEU:HA	1.99	0.61
33:BI:38:LEU:N	33:BI:38:LEU:HD12	2.15	0.61
15:AO:17:ARG:HH11	15:AO:17:ARG:HG3	1.66	0.61
25:DA:495:G:H21	43:DW:61:ASN:ND2	1.93	0.61
5:CE:69:VAL:C	5:CE:71:LEU:H	2.04	0.61
28:DD:111:LEU:HD13	28:DD:112:GLN:N	2.15	0.61
46:BZ:13:LYS:HE3	46:BZ:16:ALA:HB2	1.82	0.61
25:BA:1718:G:C2'	25:BA:1719:G:H5'	2.30	0.61
10:AJ:48:THR:HG23	10:AJ:62:HIS:HB3	1.82	0.61
1:CA:197:A:N3	1:CA:198:G:H1'	2.15	0.61
52:D5:25:LEU:N	52:D5:25:LEU:HD12	2.15	0.61
36:DP:23:PRO:HB3	36:DP:34:GLY:H	1.66	0.61
9:AI:4:TYR:HD1	9:AI:4:TYR:N	1.99	0.61
22:AV:7:LEU:HB2	22:AV:25:TYR:CE1	2.35	0.61
17:AQ:78:GLU:CG	17:AQ:81:ARG:HD2	2.30	0.61
26:DB:10:C:H2'	26:DB:11:C:C6	2.36	0.61
4:AD:74:GLN:HA	4:AD:77:ASN:HD22	1.66	0.61
1:CA:180:U:C2'	1:CA:181:G:H5'	2.29	0.61
25:BA:2485:G:H5''	37:BQ:46:GLN:HE21	1.65	0.61
25:BA:1453:U:OP1	38:BR:77:ARG:NH1	2.33	0.61
25:DA:2080:G:OP1	48:D1:35:THR:HG21	2.00	0.61
25:BA:871:U:H4'	37:BQ:69:PHE:CE2	2.35	0.61
25:DA:2025:C:H2'	25:DA:2026:C:C6	2.35	0.61
17:CQ:13:ASP:H	17:CQ:14:LYS:HZ2	1.45	0.61
43:BW:18:ARG:HG3	43:BW:76:VAL:CG1	2.30	0.61
25:DA:664:C:H2'	25:DA:665:C:H6	1.66	0.61
29:DE:147:PRO:HB2	29:DE:149:ARG:HG2	1.83	0.61
2:AB:238:LEU:H	2:AB:238:LEU:HD23	1.66	0.61
25:DA:659:C:H6	25:DA:659:C:H5''	1.65	0.61
25:DA:2512:C:H2'	25:DA:2513:G:O4'	1.99	0.61
39:BS:88:ASP:CG	39:BS:89:ARG:N	2.54	0.61
29:BE:93:VAL:CG2	29:BE:180:ASN:HA	2.29	0.61
9:AI:96:LEU:O	9:AI:101:PHE:N	2.27	0.61
2:CB:77:ALA:HB1	2:CB:211:ILE:HD13	1.81	0.61

Continued on next page...

Continued from previous page...

Atom-1	Atom-2	Interatomic distance (Å)	Clash overlap (Å)
41:DU:79:PHE:O	41:DU:83:LEU:HB2	2.01	0.61
1:AA:1322:C:H6	1:AA:1322:C:OP1	1.83	0.61
1:AA:186:C:H5'	20:AT:78:ALA:HB1	1.83	0.61
2:AB:15:VAL:O	2:AB:15:VAL:HG23	2.01	0.61
45:BY:43:ASN:O	45:BY:44:ILE:HB	2.01	0.61
25:DA:274:G:N3	25:DA:274:G:H2'	2.15	0.61
13:AM:47:ASP:O	13:AM:48:LEU:HD13	2.00	0.61
11:AK:120:ARG:HH12	11:AK:126:ARG:NE	1.99	0.61
32:BH:70:THR:OG1	32:BH:71:LEU:N	2.34	0.61
28:DD:106:ILE:HD11	28:DD:196:VAL:CG1	2.24	0.61
31:BG:46:ALA:HA	31:BG:51:ARG:CB	2.31	0.61
2:CB:123:ALA:O	2:CB:124:SER:HB2	2.00	0.61
2:CB:124:SER:C	2:CB:126:GLU:H	2.02	0.61
1:CA:1036:G:H5'	1:CA:1037:C:OP2	2.00	0.61
25:DA:319:C:H2'	25:DA:320:A:C8	2.35	0.61
30:DF:179:GLU:N	30:DF:179:GLU:OE2	2.23	0.61
22:AV:149:LYS:HZ3	22:AV:163:LEU:CA	2.13	0.61
1:AA:398:C:H2'	1:AA:399:G:H8	1.65	0.61
12:CL:22:PRO:C	12:CL:24:LEU:N	2.53	0.61
30:BF:114:VAL:HG11	30:BF:202:PHE:CE2	2.36	0.61
4:CD:30:LYS:C	4:CD:32:ALA:N	2.54	0.61
1:AA:1007:C:C6	1:AA:1008:C:H5	2.19	0.61
56:B9:9:ARG:NH2	56:B9:14:CYS:O	2.33	0.61
7:AG:113:GLU:CB	7:AG:119:ARG:HG2	2.31	0.61
25:BA:821:A:C2'	25:BA:946:G:H5''	2.30	0.61
1:CA:1492:A:C3'	1:CA:1493:A:H8	2.13	0.61
25:BA:1651:G:H2'	25:BA:1652:A:O4'	2.01	0.61
8:CH:73:ASP:OD2	8:CH:75:ARG:HD3	2.00	0.61
20:CT:33:ILE:HD12	20:CT:63:ILE:HA	1.82	0.61
1:CA:1273:G:H3'	1:CA:1274:G:H8	1.65	0.61
5:CE:150:ARG:HB2	5:CE:150:ARG:NH1	2.16	0.61
1:AA:802:A:H3'	1:AA:803:G:C8	2.35	0.61
13:AM:55:ARG:HA	13:AM:58:GLU:HG3	1.83	0.61
43:DW:18:ARG:NH1	43:DW:76:VAL:HG13	2.15	0.61
25:BA:229:A:C5'	25:BA:230:U:H5'	2.30	0.61
1:AA:864:A:H2'	1:AA:865:A:C8	2.34	0.61
39:BS:36:TYR:N	39:BS:36:TYR:CD1	2.65	0.61
25:BA:17:G:H4'	41:BU:25:TRP:CH2	2.36	0.61
15:CO:65:ARG:NH1	15:CO:65:ARG:HG2	2.15	0.61
2:CB:149:LEU:O	2:CB:152:PHE:HB3	2.01	0.61
27:DC:69:LEU:CD2	27:DC:70:GLY:H	2.14	0.61

Continued on next page...

Continued from previous page...

Atom-1	Atom-2	Interatomic distance (Å)	Clash overlap (Å)
49:B2:21:LEU:O	49:B2:25:VAL:HG23	2.00	0.61
25:DA:1719:G:O2'	25:DA:1720:U:H5'	2.01	0.61
25:DA:2665:A:O2'	25:DA:2666:C:H5'	2.01	0.61
25:BA:1882:C:H5'	25:BA:1883:G:OP2	2.00	0.61
46:DZ:91:SER:HB3	46:DZ:93:GLU:HG2	1.82	0.61
25:BA:2826:A:C2'	25:BA:2827:C:H5'	2.30	0.61
39:BS:34:HIS:CG	39:BS:54:LEU:HB2	2.35	0.61
29:BE:179:GLU:HB3	29:BE:181:LEU:HD13	1.82	0.61
1:AA:1187:G:N2	14:AN:60:SER:OG	2.33	0.61
21:AU:9:ARG:O	21:AU:13:ILE:HG13	2.01	0.61
46:DZ:98:TYR:HA	46:DZ:123:ILE:O	1.99	0.61
20:AT:51:GLU:HA	20:AT:54:LYS:HB3	1.82	0.61
31:DG:66:GLN:HE21	31:DG:94:LEU:HD23	1.63	0.61
45:DY:28:LYS:NZ	45:DY:28:LYS:H	1.95	0.61
29:DE:59:VAL:HG13	29:DE:60:ASN:N	2.15	0.61
30:BF:4:VAL:HB	30:BF:17:ARG:NE	2.15	0.61
30:BF:4:VAL:H	30:BF:19:GLU:HB2	1.64	0.61
3:AC:63:ASN:N	3:AC:97:LYS:NZ	2.49	0.61
1:AA:1145:C:H5'	1:AA:1146:A:OP1	2.00	0.61
46:BZ:68:THR:HB	46:BZ:88:PHE:O	2.00	0.61
25:BA:600:G:N2	25:BA:605:C:O3'	2.34	0.61
3:CC:35:GLU:HA	3:CC:38:ARG:HD2	1.83	0.61
3:CC:62:ASP:OD2	3:CC:97:LYS:HG3	2.00	0.61
10:CJ:50:ILE:HG22	10:CJ:52:GLY:H	1.64	0.61
1:CA:974:A:P	14:CN:41:ARG:HH12	2.24	0.61
38:DR:98:LEU:HB2	38:DR:113:LEU:CB	2.28	0.61
30:BF:53:THR:HG22	30:BF:56:GLU:HG3	1.82	0.61
25:BA:1778:U:H2'	25:BA:1784:A:N6	2.16	0.61
40:DT:11:GLU:H	40:DT:11:GLU:CD	2.03	0.61
31:DG:72:ARG:HH11	31:DG:72:ARG:HG2	1.66	0.61
1:CA:1038:C:H2'	1:CA:1039:C:C6	2.36	0.61
10:CJ:69:ASN:O	10:CJ:70:ARG:HB2	2.00	0.61
36:BP:33:ARG:O	36:BP:35:HIS:O	2.19	0.61
23:CW:58:A:H1'	23:CW:60:U:C5	2.35	0.61
26:DB:13:A:C2	26:DB:16:G:H1'	2.36	0.61
25:DA:20:C:H2'	25:DA:21:A:C8	2.36	0.61
49:B2:28:LYS:HB3	49:B2:57:ILE:CD1	2.31	0.61
38:DR:104:ARG:NH1	38:DR:109:ALA:HB3	2.14	0.61
29:DE:134:ILE:CD1	29:DE:134:ILE:N	2.63	0.61
52:D5:50:GLY:O	52:D5:51:TYR:O	2.18	0.61
32:BH:103:LEU:HD23	32:BH:103:LEU:H	1.66	0.61

Continued on next page...

Continued from previous page...

Atom-1	Atom-2	Interatomic distance (Å)	Clash overlap (Å)
43:BW:10:VAL:O	43:BW:11:ARG:CB	2.49	0.61
30:BF:68:LYS:HG3	30:BF:69:HIS:CE1	2.35	0.61
37:DQ:5:ARG:C	37:DQ:6:ARG:HG2	2.21	0.61
25:BA:1843:C:H2'	25:BA:1844:C:H6	1.66	0.61
1:AA:746:A:H2'	1:AA:747:C:H6	1.66	0.61
25:DA:620:G:H5'	25:DA:621:A:OP1	2.01	0.61
25:BA:1683:C:H2'	25:BA:1684:C:H6	1.65	0.61
25:BA:747:U:OP2	52:B5:3:LYS:HE2	2.00	0.61
28:BD:39:LYS:HB2	28:BD:62:TYR:HB2	1.82	0.61
25:BA:2360:A:H2'	25:BA:2361:A:O4'	2.00	0.61
1:AA:902:G:O2'	1:AA:903:G:H5'	2.01	0.61
46:DZ:4:LEU:HD12	46:DZ:5:LYS:N	2.16	0.61
46:DZ:53:HIS:HE1	46:DZ:122:ASP:OD2	1.84	0.61
46:DZ:8:TYR:CD1	46:DZ:60:LEU:HD12	2.36	0.61
1:AA:979:C:C3'	1:AA:980:C:H5''	2.11	0.61
34:DN:42:TRP:CH2	34:DN:44:PRO:HA	2.36	0.61
41:DU:44:ASN:HD21	42:DV:75:PHE:HB3	1.65	0.61
42:DV:14:VAL:HG11	42:DV:96:ILE:HD11	1.82	0.61
25:BA:774:A:H2	25:BA:787:U:O2'	1.83	0.61
7:CG:39:ALA:HA	7:CG:42:ILE:HD12	1.82	0.61
9:CI:10:ARG:HD2	9:CI:105:ASP:OD1	2.01	0.61
1:AA:227:G:H2'	1:AA:228:A:C8	2.35	0.61
25:DA:852:G:H2'	25:DA:853:G:C8	2.35	0.61
28:BD:267:SER:C	28:BD:269:PHE:H	2.02	0.61
40:BT:64:ARG:HD2	40:BT:73:GLU:HG2	1.82	0.61
25:DA:274:G:N2	25:DA:275:G:O4'	2.33	0.61
13:AM:24:GLY:C	13:AM:25:ILE:HD12	2.20	0.61
25:BA:330:A:H2	25:BA:1210:A:C2'	2.08	0.61
10:CJ:63:PHE:H	10:CJ:63:PHE:HD2	1.48	0.61
25:DA:876:C:H2'	25:DA:877:U:C6	2.36	0.61
40:DT:28:VAL:HG13	40:DT:46:GLU:CA	2.30	0.61
20:CT:100:ILE:H	20:CT:100:ILE:HD12	1.66	0.61
1:CA:1014:A:C2	1:CA:1219:U:H1'	2.36	0.61
28:DD:65:ILE:HA	28:DD:104:TYR:HB2	1.83	0.61
20:AT:30:LYS:CA	20:AT:30:LYS:HE2	2.31	0.61
55:D8:29:LYS:HG2	55:D8:29:LYS:O	2.00	0.61
45:BY:20:TYR:O	45:BY:23:ARG:HG3	2.01	0.61
44:BX:30:VAL:HG21	44:BX:39:ILE:CD1	2.30	0.61
12:AL:44:LYS:CG	12:AL:45:PRO:HD3	2.31	0.61
1:AA:1423:G:H5''	35:BO:49:ARG:HH22	1.64	0.61
27:BC:178:LYS:HA	27:BC:178:LYS:HE2	1.82	0.61

Continued on next page...

Continued from previous page...

Atom-1	Atom-2	Interatomic distance (Å)	Clash overlap (Å)
22:CV:169:GLU:OE2	22:CV:183:ARG:NH1	2.34	0.61
34:BN:89:LYS:O	34:BN:93:THR:HG22	2.01	0.61
32:DH:31:GLY:O	32:DH:79:VAL:HG11	2.01	0.61
25:BA:1034:G:H5'	56:B9:18:ARG:CD	2.31	0.61
8:CH:54:ASP:HB3	8:CH:56:LYS:HE2	1.82	0.61
1:CA:99:U:H2'	1:CA:100:C:C6	2.36	0.61
25:BA:302:C:H2'	25:BA:303:U:H6	1.66	0.61
25:BA:2553:G:H3'	25:BA:2554:U:H5''	1.82	0.61
41:BU:46:ALA:O	41:BU:50:ARG:HG3	2.01	0.61
1:CA:777:A:H2'	1:CA:778:G:H8	1.66	0.61
25:DA:402:A:O2'	25:DA:403:U:H5'	1.99	0.61
39:BS:34:HIS:HB3	39:BS:53:SER:HB3	1.83	0.61
39:BS:79:ALA:C	39:BS:80:LEU:HD12	2.22	0.61
46:DZ:156:LEU:HD22	46:DZ:160:VAL:HG12	1.83	0.61
46:DZ:9:ARG:NH2	46:DZ:25:GLY:N	2.46	0.61
2:CB:15:VAL:CG2	2:CB:209:ARG:HB3	2.31	0.61
25:DA:478:A:C2'	25:DA:479:A:H5'	2.30	0.61
9:CI:19:LEU:O	9:CI:21:PRO:HD3	2.00	0.61
1:AA:1321:C:H5''	1:AA:1322:C:H3'	1.83	0.61
25:DA:2787:C:H1'	29:DE:61:ARG:CG	2.31	0.61
45:BY:27:VAL:C	45:BY:28:LYS:HZ2	2.02	0.61
46:BZ:29:ASN:CG	46:BZ:29:ASN:O	2.38	0.61
40:BT:19:LEU:HD22	40:BT:85:LYS:HB2	1.82	0.61
13:CM:25:ILE:CD1	13:CM:66:LEU:HD23	2.30	0.61
25:BA:1826:G:H4'	28:BD:242:ARG:NH2	2.15	0.61
22:CV:19:LEU:HB3	22:CV:44:LEU:HD12	1.82	0.61
10:AJ:49:VAL:CG2	14:AN:41:ARG:HB2	2.31	0.61
1:CA:952:U:H2'	1:CA:953:G:C8	2.36	0.61
15:AO:82:ILE:HD11	15:AO:87:ILE:O	2.00	0.61
3:AC:157:ILE:CD1	3:AC:166:GLU:HB2	2.28	0.61
22:AV:136:PRO:C	22:AV:138:GLY:H	2.01	0.61
12:CL:23:ALA:HA	12:CL:95:TYR:CE2	2.34	0.61
6:AF:49:ALA:CB	18:AR:78:LEU:O	2.49	0.61
40:BT:125:ARG:HH11	40:BT:125:ARG:CA	2.13	0.61
3:CC:33:LEU:HD21	14:CN:53:LEU:CD2	2.31	0.61
9:CI:43:ALA:HA	9:CI:74:ILE:HD13	1.81	0.61
25:DA:2694:G:O2'	25:DA:2695:C:H5'	2.01	0.61
17:AQ:51:TYR:CD2	17:AQ:57:VAL:HG11	2.36	0.61
4:CD:146:ILE:HD12	4:CD:146:ILE:N	2.15	0.61
46:BZ:144:GLU:OE2	46:BZ:145:ILE:HG12	2.01	0.61
1:AA:1100:C:OP2	2:AB:96:ARG:HG2	2.00	0.61

Continued on next page...

Continued from previous page...

Atom-1	Atom-2	Interatomic distance (Å)	Clash overlap (Å)
1:AA:452:A:HO2'	1:AA:453:A:H8	1.48	0.61
17:CQ:45:HIS:CD2	17:CQ:47:PRO:HD3	2.36	0.61
25:BA:43:A:O2'	25:BA:44:G:H5'	2.00	0.61
25:DA:807:U:H2'	25:DA:808:G:C8	2.36	0.61
14:AN:34:TYR:H	14:AN:34:TYR:HD1	1.47	0.61
5:CE:47:LYS:O	5:CE:48:ALA:HB2	2.01	0.61
32:BH:43:VAL:CG1	32:BH:52:VAL:HG22	2.31	0.60
25:DA:2107:C:C3'	25:DA:2108:C:H5''	2.31	0.60
32:BH:154:PRO:O	32:BH:155:SER:CB	2.49	0.60
28:BD:51:VAL:O	28:BD:51:VAL:HG12	2.01	0.60
29:DE:34:VAL:O	29:DE:35:GLN:CB	2.49	0.60
40:BT:80:SER:CB	40:BT:81:PRO:CD	2.79	0.60
25:DA:158:U:O3'	25:DA:159:U:H4'	2.01	0.60
45:BY:78:ALA:HB3	45:BY:99:CYS:SG	2.41	0.60
12:CL:38:ARG:NH1	12:CL:38:ARG:HB3	2.16	0.60
1:AA:271:C:H2'	1:AA:272:C:C6	2.34	0.60
4:AD:18:LYS:C	4:AD:19:LEU:HD12	2.22	0.60
32:BH:85:LYS:HD3	32:BH:133:VAL:HB	1.83	0.60
1:CA:1216:G:H5''	14:CN:5:ALA:CB	2.30	0.60
15:AO:17:ARG:CD	15:AO:26:GLU:HG3	2.31	0.60
15:AO:70:LEU:O	15:AO:70:LEU:HD12	2.01	0.60
47:D0:36:ILE:CD1	47:D0:39:ARG:HG2	2.26	0.60
38:DR:67:LEU:HD13	38:DR:76:VAL:CG2	2.29	0.60
36:BP:23:PRO:O	36:BP:33:ARG:HD2	2.01	0.60
22:AV:169:GLU:OE2	22:AV:183:ARG:HD2	2.00	0.60
1:AA:67:C:HO2'	1:AA:171:A:H1'	1.64	0.60
1:AA:1036:G:H3'	1:AA:1037:C:H6	1.62	0.60
6:CF:24:GLU:O	6:CF:28:ARG:HG3	2.01	0.60
33:DI:133:HIS:CB	33:DI:134:PRO:CD	2.78	0.60
35:BO:47:ILE:HG23	35:BO:48:PRO:HD2	1.82	0.60
1:AA:109:A:C8	1:AA:326:G:H2'	2.35	0.60
55:B8:29:LYS:HG3	55:B8:29:LYS:O	2.01	0.60
47:B0:71:ARG:O	47:B0:74:LEU:HB2	2.01	0.60
25:BA:1474:C:H2'	25:BA:1475:G:C8	2.34	0.60
27:BC:139:PRO:HB3	27:BC:146:VAL:HG22	1.83	0.60
1:CA:707:C:H2'	1:CA:708:C:C6	2.36	0.60
25:BA:229:A:H5''	25:BA:230:U:H5'	1.82	0.60
1:AA:930:C:O2'	1:AA:931:C:H5'	2.01	0.60
22:CV:66:GLU:O	22:CV:114:MET:HB2	2.01	0.60
11:CK:111:ASP:OD2	18:CR:84:LYS:HE3	2.00	0.60
25:BA:1997:G:O2'	25:BA:1998:G:H5'	2.01	0.60

Continued on next page...

Continued from previous page...

Atom-1	Atom-2	Interatomic distance (Å)	Clash overlap (Å)
41:BU:27:LEU:O	41:BU:29:SER:N	2.33	0.60
18:AR:53:ARG:HD2	18:AR:63:GLN:HB2	1.82	0.60
30:BF:11:VAL:HG12	30:BF:12:LEU:N	2.16	0.60
45:BY:32:PRO:C	45:BY:34:LYS:H	2.03	0.60
25:BA:901:A:H3'	25:BA:902:C:H6	1.65	0.60
35:DO:47:ILE:HG13	35:DO:48:PRO:HD2	1.82	0.60
1:AA:659:U:O2'	1:AA:660:G:H5'	2.01	0.60
25:DA:2836:U:H2'	25:DA:2837:G:C8	2.36	0.60
42:DV:99:ILE:H	42:DV:99:ILE:HD13	1.66	0.60
25:DA:900:A:C2	25:DA:901:A:H1'	2.36	0.60
25:BA:2072:G:O2'	25:BA:2073:C:H5'	2.00	0.60
33:BI:57:ARG:NE	33:BI:57:ARG:HA	2.16	0.60
28:BD:166:GLN:N	28:BD:166:GLN:HE21	1.99	0.60
55:B8:4:MET:CE	55:B8:61:LEU:HD23	2.30	0.60
19:AS:42:PRO:O	19:AS:43:GLU:HB2	1.99	0.60
45:DY:8:LYS:NZ	45:DY:74:PRO:N	2.49	0.60
29:DE:36:ARG:HD3	29:DE:85:ASN:ND2	2.15	0.60
3:AC:76:VAL:CA	3:AC:83:ARG:HH12	2.12	0.60
36:DP:16:ARG:NH2	36:DP:18:ARG:HG2	2.15	0.60
25:DA:1042:G:C4	25:DA:1114:G:N2	2.69	0.60
1:AA:1391:U:H2'	1:AA:1392:G:C8	2.36	0.60
32:DH:98:LEU:HD12	32:DH:102:ALA:O	2.01	0.60
25:DA:690:G:H2'	25:DA:691:C:C6	2.37	0.60
40:DT:62:THR:CG2	40:DT:75:ILE:HG12	2.30	0.60
33:BI:48:GLU:CA	33:BI:51:ILE:HG22	2.28	0.60
27:DC:83:LYS:HD3	27:DC:86:GLU:OE1	2.01	0.60
33:BI:114:LEU:O	33:BI:115:ALA:HB2	2.01	0.60
28:DD:211:ARG:O	28:DD:215:LEU:HG	2.01	0.60
1:AA:1003:G:H2'	1:AA:1004:A:C4'	2.30	0.60
13:CM:49:THR:HG22	13:CM:51:ALA:H	1.66	0.60
8:AH:54:ASP:CB	8:AH:56:LYS:HE2	2.32	0.60
25:BA:2126:A:H4'	25:BA:2127:G:O5'	2.01	0.60
27:BC:201:LYS:HE3	27:BC:209:PHE:HB2	1.82	0.60
1:AA:988:G:H21	1:AA:1016:A:H1'	1.66	0.60
23:AW:24:U:O2'	25:BA:1923:U:H5''	2.00	0.60
2:AB:96:ARG:HH11	2:AB:148:TYR:HE1	1.49	0.60
25:DA:1751:C:O2'	25:DA:1752:C:H5'	2.00	0.60
31:BG:165:THR:OG1	31:BG:168:GLU:HG3	2.01	0.60
25:DA:807:U:H2'	25:DA:808:G:H8	1.65	0.60
1:AA:1248:A:H2'	1:AA:1249:C:H5'	1.83	0.60
25:BA:1907:G:O2'	25:BA:1908:C:H5'	2.01	0.60

Continued on next page...

Continued from previous page...

Atom-1	Atom-2	Interatomic distance (Å)	Clash overlap (Å)
25:DA:979:G:H3'	25:DA:980:A:H5''	1.83	0.60
43:DW:66:GLU:O	43:DW:68:ARG:N	2.34	0.60
3:AC:108:ASN:OD1	3:AC:110:ASN:HB2	1.99	0.60
25:DA:921:G:H4'	25:DA:2269:A:C5	2.36	0.60
15:AO:39:LEU:HD13	15:AO:56:LEU:HB2	1.83	0.60
37:BQ:58:PHE:HD1	37:BQ:58:PHE:O	1.84	0.60
25:DA:1679:U:C2'	25:DA:1680:U:H5'	2.31	0.60
2:CB:103:THR:C	2:CB:105:PHE:H	2.05	0.60
36:BP:47:ASP:OD1	36:BP:49:ARG:HG3	2.00	0.60
36:BP:57:THR:OG1	36:BP:59:LEU:HB2	2.00	0.60
39:BS:87:PHE:HZ	39:BS:97:ARG:HH12	1.48	0.60
3:AC:16:ARG:HH22	3:AC:183:ASP:HA	1.65	0.60
41:DU:50:ARG:HG3	41:DU:50:ARG:NH2	2.14	0.60
42:DV:49:THR:CB	42:DV:50:PRO:CD	2.80	0.60
20:AT:50:GLU:CA	20:AT:100:ILE:HG12	2.31	0.60
7:CG:60:LYS:HA	7:CG:60:LYS:HZ3	1.64	0.60
19:AS:5:LEU:HD11	19:AS:9:VAL:HA	1.82	0.60
36:DP:16:ARG:NE	36:DP:18:ARG:HB2	2.16	0.60
45:BY:100:ALA:O	45:BY:101:LYS:HB2	2.01	0.60
32:DH:89:ILE:O	32:DH:90:LYS:HB2	2.02	0.60
28:DD:26:LYS:NZ	28:DD:82:ILE:O	2.34	0.60
32:DH:94:TYR:HD1	32:DH:107:VAL:HA	1.65	0.60
1:CA:376:G:O2'	1:CA:377:G:H5'	2.01	0.60
13:AM:20:THR:HA	13:AM:25:ILE:HG22	1.82	0.60
1:AA:1203:C:OP1	14:AN:3:ARG:HD3	2.01	0.60
1:CA:953:G:H2'	1:CA:954:G:O4'	2.01	0.60
25:DA:1310:G:OP2	54:D7:9:ARG:HD2	2.00	0.60
39:DS:89:ARG:O	39:DS:92:TYR:HB3	2.00	0.60
2:AB:91:PRO:HG3	2:AB:155:LEU:H	1.67	0.60
25:DA:2611:U:H5'	25:DA:2611:U:C6	2.29	0.60
1:AA:942:G:N2	9:AI:124:GLN:HE22	1.96	0.60
29:DE:92:THR:O	29:DE:94:GLU:N	2.34	0.60
18:AR:37:VAL:CG2	18:AR:38:GLU:N	2.64	0.60
7:AG:6:ARG:HE	7:AG:94:ARG:HH12	1.48	0.60
1:CA:777:A:H2'	1:CA:778:G:C8	2.35	0.60
38:BR:104:ARG:HD3	38:BR:111:LEU:HD21	1.82	0.60
28:DD:183:ARG:NH1	28:DD:184:LYS:O	2.34	0.60
25:BA:1419:A:O2'	25:BA:1420:U:H5''	2.01	0.60
1:AA:657:G:H4'	15:AO:28:GLN:HG2	1.83	0.60
25:DA:407:G:H2'	25:DA:408:G:C8	2.36	0.60
2:CB:20:GLU:HB2	2:CB:190:THR:OG1	2.01	0.60

Continued on next page...

Continued from previous page...

Atom-1	Atom-2	Interatomic distance (Å)	Clash overlap (Å)
41:DU:52:ARG:HD3	41:DU:55:ARG:NE	2.17	0.60
42:DV:87:HIS:C	42:DV:87:HIS:CD2	2.74	0.60
42:BV:39:LEU:CD1	42:BV:51:VAL:HA	2.31	0.60
45:BY:28:LYS:HB2	45:BY:38:ILE:H	1.66	0.60
1:AA:1065:U:H4'	1:AA:1066:C:O5'	2.01	0.60
31:BG:88:ILE:HG13	31:BG:89:GLY:N	2.16	0.60
25:DA:593:G:C5'	55:D8:61:LEU:HD23	2.31	0.60
28:BD:35:LYS:HB3	28:BD:104:TYR:CE1	2.37	0.60
1:AA:433:C:H2'	1:AA:434:U:C5	2.36	0.60
36:BP:148:LEU:O	36:BP:149:GLU:HB2	2.00	0.60
2:AB:58:ILE:CD1	2:AB:185:ILE:HD13	2.32	0.60
1:CA:1460:A:OP2	20:CT:27:LYS:NZ	2.35	0.60
42:BV:18:LEU:HD22	42:BV:19:LYS:HA	1.83	0.60
19:CS:16:LEU:C	19:CS:20:LEU:HG	2.21	0.60
25:DA:320:A:H3'	30:DF:136:THR:HG22	1.82	0.60
1:AA:1055:A:O2'	3:AC:156:ARG:HD2	2.01	0.60
2:AB:155:LEU:HD22	2:AB:157:ARG:H	1.66	0.60
45:DY:88:LYS:NZ	45:DY:93:GLY:HA3	2.15	0.60
1:CA:879:C:O2'	1:CA:880:C:H5'	2.00	0.60
29:DE:44:TYR:O	29:DE:45:THR:HB	2.00	0.60
25:DA:2892:A:H2'	25:DA:2893:G:H4'	1.83	0.60
28:DD:268:ARG:HB2	28:DD:268:ARG:NH1	2.16	0.60
22:AV:90:GLN:HB2	27:BC:140:ASN:HD21	1.65	0.60
25:DA:1798:U:H5''	28:DD:259:THR:HG22	1.82	0.60
13:CM:52:GLU:O	13:CM:56:LEU:HD23	2.02	0.60
31:BG:110:ALA:C	31:BG:112:PRO:HD2	2.22	0.60
1:AA:77:G:H2'	1:AA:77:G:N3	2.16	0.60
25:BA:322:A:OP1	30:BF:168:ARG:HD3	2.01	0.60
12:AL:108:LYS:O	12:AL:109:ASP:HB2	2.02	0.60
7:AG:79:ARG:HH11	7:AG:79:ARG:HG3	1.66	0.60
1:CA:977:A:C2'	1:CA:978:A:H5''	2.31	0.60
1:AA:932:C:H3'	7:AG:3:ARG:HD2	1.82	0.60
2:CB:98:LEU:HB2	2:CB:101:MET:HE2	1.83	0.60
25:BA:2383:G:O2'	25:BA:2384:G:H5'	2.00	0.60
1:CA:1191:A:H5''	3:CC:4:LYS:NZ	2.17	0.60
39:BS:83:LYS:HG2	39:BS:105:ALA:HB3	1.82	0.60
1:AA:414:A:H2'	1:AA:415:A:C8	2.36	0.60
38:BR:11:ASN:OD1	38:BR:11:ASN:O	2.19	0.60
31:BG:53:LEU:N	31:BG:53:LEU:HD22	2.15	0.60
44:BX:47:PHE:HD2	44:BX:89:ILE:HG23	1.67	0.60
47:B0:51:GLY:N	47:B0:61:LEU:HD12	2.16	0.60

Continued on next page...

Continued from previous page...

Atom-1	Atom-2	Interatomic distance (Å)	Clash overlap (Å)
25:BA:152:G:O2'	25:BA:153:C:H5'	2.02	0.60
41:DU:44:ASN:ND2	42:DV:75:PHE:HB3	2.16	0.60
22:CV:172:LYS:HB2	22:CV:181:VAL:CG2	2.32	0.60
45:DY:46:LYS:HB3	45:DY:47:LYS:CE	2.31	0.60
3:AC:76:VAL:HG21	3:AC:103:VAL:HG11	1.83	0.60
13:AM:94:ARG:NH2	25:BA:887:A:H3'	2.17	0.60
1:AA:1152:A:H3'	10:AJ:13:HIS:HD2	1.67	0.60
5:AE:110:LEU:HD13	5:AE:118:ILE:HG21	1.83	0.60
27:BC:86:GLU:OE1	27:BC:150:ILE:HG22	2.00	0.60
2:CB:121:LEU:O	2:CB:121:LEU:HD23	2.01	0.60
36:BP:7:ARG:HD3	36:BP:7:ARG:C	2.21	0.60
36:DP:96:THR:HG22	36:DP:126:VAL:CB	2.30	0.60
33:BI:113:ARG:HD3	33:BI:131:LYS:H	1.65	0.60
27:BC:40:GLU:HB3	27:BC:218:THR:HB	1.84	0.60
2:AB:10:LEU:C	2:AB:12:GLU:H	2.05	0.60
11:CK:122:LYS:O	11:CK:126:ARG:HG3	2.02	0.60
25:BA:2882:A:H2'	25:BA:2883:A:O5'	2.02	0.60
18:AR:46:GLU:O	18:AR:85:LEU:HD13	2.01	0.60
22:AV:40:LYS:HA	22:AV:51:GLU:HA	1.84	0.60
31:BG:132:ASN:OD1	31:BG:158:ALA:HB2	2.02	0.60
39:BS:85:VAL:O	39:BS:106:ARG:HG2	2.01	0.60
8:CH:69:ARG:NH1	8:CH:75:ARG:O	2.33	0.60
9:CI:22:GLY:HA3	9:CI:60:ASP:OD2	2.02	0.60
11:AK:67:ASP:OD2	11:AK:71:LYS:HE3	2.01	0.60
20:CT:60:GLU:O	20:CT:63:ILE:HB	2.02	0.60
1:AA:1082:G:O2'	1:AA:1083:U:H5'	2.02	0.60
32:BH:39:PRO:C	32:BH:40:GLU:HG2	2.22	0.60
3:AC:175:LEU:HD11	3:AC:201:TYR:HD2	1.66	0.60
46:DZ:108:ALA:O	46:DZ:110:VAL:N	2.34	0.60
25:DA:1773:A:C2'	25:DA:1774:C:H5'	2.31	0.60
25:DA:1234:U:O2'	25:DA:1235:G:H5'	2.01	0.60
4:AD:157:LEU:O	4:AD:161:ASN:ND2	2.34	0.60
25:BA:2680:C:H5'	29:BE:189:PRO:HA	1.83	0.60
4:AD:145:GLU:OE1	4:AD:182:LYS:HD2	2.01	0.60
35:DO:9:GLU:O	35:DO:83:ALA:HA	2.00	0.60
25:BA:414:C:H2'	25:BA:415:A:C8	2.37	0.60
20:CT:51:GLU:O	20:CT:55:ILE:HG12	2.01	0.60
32:BH:86:GLU:N	32:BH:86:GLU:OE1	2.34	0.60
25:DA:1416:G:N2	25:DA:1583:A:H1'	2.17	0.60
25:DA:2522:U:C2'	25:DA:2523:G:H5'	2.32	0.60
41:DU:58:ARG:HA	41:DU:61:TRP:CE3	2.36	0.60

Continued on next page...

Continued from previous page...

Atom-1	Atom-2	Interatomic distance (Å)	Clash overlap (Å)
41:DU:90:VAL:CG2	42:DV:39:LEU:HG	2.29	0.60
25:DA:2105:C:H2'	25:DA:2106:G:H5''	1.82	0.60
44:DX:12:VAL:CG1	44:DX:27:THR:O	2.49	0.60
7:CG:113:GLU:CB	7:CG:119:ARG:HG2	2.32	0.60
7:CG:50:ILE:C	7:CG:54:THR:HG22	2.21	0.60
16:AP:57:ARG:NH1	16:AP:79:VAL:O	2.35	0.60
29:DE:163:GLU:O	29:DE:165:VAL:HG23	2.02	0.60
2:AB:24:TRP:NE1	2:AB:26:PRO:HD3	2.16	0.60
25:BA:483:A:H4'	45:BY:49:VAL:HG13	1.82	0.60
35:BO:5:GLN:HE21	35:BO:20:MET:CE	2.14	0.60
3:CC:70:VAL:O	3:CC:106:VAL:HG23	2.00	0.60
40:DT:38:ASN:O	40:DT:39:ARG:C	2.39	0.60
34:DN:120:LEU:HD13	34:DN:120:LEU:O	2.01	0.60
25:DA:856:C:O2'	47:D0:69:PHE:HE1	1.84	0.60
5:CE:135:THR:O	5:CE:138:ALA:HB3	2.01	0.60
3:CC:108:ASN:HB3	3:CC:111:LEU:HB2	1.84	0.60
43:BW:87:PRO:HA	43:BW:93:ALA:HA	1.84	0.60
43:DW:30:GLU:O	43:DW:33:ARG:HB2	2.01	0.60
40:DT:115:ARG:CA	40:DT:115:ARG:HE	2.14	0.60
20:CT:75:ASN:O	20:CT:78:ALA:HB3	2.01	0.60
6:AF:42:GLU:C	6:AF:44:GLY:H	2.03	0.60
1:CA:1391:U:H2'	1:CA:1392:G:H8	1.63	0.60
1:CA:137:C:N4	1:CA:226:G:H1	1.99	0.60
29:DE:4:ILE:C	29:DE:5:LEU:HD23	2.22	0.60
19:AS:28:LYS:HD2	19:AS:29:ARG:CZ	2.32	0.60
32:BH:91:GLY:HA3	32:BH:94:TYR:CD2	2.35	0.60
47:B0:65:VAL:HG12	47:B0:66:VAL:N	2.16	0.60
1:AA:589:C:O2'	1:AA:590:C:H5'	2.00	0.60
1:CA:194:C:H2'	1:CA:195:A:H5''	1.82	0.60
25:DA:1968:G:H5'	25:DA:1969:A:OP1	2.01	0.60
25:BA:795:C:H2'	25:BA:796:C:H6	1.65	0.60
1:AA:177:C:H2'	1:AA:178:C:H6	1.67	0.60
25:BA:2750:A:H1'	25:BA:2752:C:H41	1.66	0.60
41:DU:43:GLY:HA3	42:DV:73:SER:OG	2.02	0.60
25:DA:1817:G:H2'	25:DA:1818:U:H5'	1.83	0.60
32:BH:152:ARG:HB2	32:BH:162:ILE:HG13	1.83	0.60
32:BH:109:PHE:CE1	32:BH:152:ARG:NH2	2.70	0.60
3:AC:37:GLN:HE21	3:AC:37:GLN:C	2.05	0.60
52:D5:33:CYS:SG	52:D5:35:GLU:O	2.60	0.60
29:BE:179:GLU:O	29:BE:180:ASN:HB2	2.02	0.60
25:DA:1899:G:O2'	25:DA:1900:A:H5''	2.01	0.60

Continued on next page...

Continued from previous page...

Atom-1	Atom-2	Interatomic distance (Å)	Clash overlap (Å)
28:DD:244:ARG:CG	28:DD:245:PRO:HG3	2.29	0.60
9:AI:118:LYS:O	9:AI:119:ALA:HB3	2.02	0.60
41:DU:89:GLU:HG3	41:DU:89:GLU:O	2.01	0.60
1:CA:1372:U:H5''	9:CI:71:SER:CB	2.32	0.60
25:DA:2305:A:C3'	25:DA:2306:C:H5''	2.31	0.60
19:AS:5:LEU:CD1	19:AS:9:VAL:HA	2.32	0.60
45:DY:2:ARG:CD	45:DY:3:VAL:H	2.15	0.60
1:AA:221:C:H2'	1:AA:222:U:H6	1.66	0.60
25:DA:1042:G:N3	25:DA:1042:G:H2'	2.16	0.60
25:DA:1116:C:H2'	25:DA:1117:G:H8	1.66	0.60
28:BD:97:TYR:CE1	28:BD:103:ARG:HG3	2.37	0.60
2:AB:16:HIS:CD2	2:AB:210:SER:HA	2.34	0.60
2:AB:22:LYS:H	2:AB:40:HIS:CE1	2.20	0.60
37:BQ:51:ARG:HH11	37:BQ:51:ARG:CB	2.13	0.60
40:DT:17:THR:HG23	40:DT:18:ASP:H	1.65	0.60
3:CC:64:VAL:HG22	3:CC:99:VAL:HA	1.83	0.60
3:CC:6:HIS:CB	14:CN:49:HIS:HB3	2.30	0.60
25:DA:2245:U:H5'	25:DA:2246:G:C5'	2.26	0.60
30:BF:65:TRP:CZ3	30:BF:72:ARG:HB2	2.36	0.60
37:BQ:54:MET:HG2	37:BQ:64:ILE:HD11	1.83	0.60
1:CA:1005:A:H4'	1:CA:1037:C:O2'	2.02	0.60
10:CJ:7:LYS:O	10:CJ:96:ILE:HA	2.01	0.60
40:BT:114:LEU:O	40:BT:115:ARG:O	2.20	0.60
42:BV:35:LEU:C	42:BV:37:VAL:N	2.53	0.60
1:AA:499:A:C4'	1:AA:500:G:H5'	2.30	0.60
18:AR:44:LEU:HA	18:AR:49:LYS:O	2.02	0.60
6:AF:87:ARG:O	6:AF:88:VAL:HG23	2.02	0.60
50:B3:35:ARG:HG2	50:B3:37:LEU:HD21	1.83	0.60
29:DE:101:ARG:NE	29:DE:169:ASN:ND2	2.49	0.60
25:BA:2115:G:N2	25:BA:2117:A:C2	2.69	0.60
22:AV:67:THR:H	23:AW:17(B):U:H3	1.49	0.60
1:AA:1018:C:H2'	1:AA:1019:C:C6	2.36	0.60
36:BP:39:LYS:HA	36:BP:39:LYS:HE2	1.82	0.60
4:CD:19:LEU:HG	4:CD:21:LEU:HD21	1.84	0.60
11:AK:12:ARG:NE	11:AK:14:VAL:HG12	2.16	0.60
1:AA:865:A:C2	1:AA:918:A:H4'	2.36	0.60
1:CA:125:U:H2'	1:CA:126:G:H8	1.66	0.60
25:DA:335:C:O2'	25:DA:336:C:H5'	2.01	0.60
7:CG:18:TYR:HB3	7:CG:59:LEU:HD12	1.83	0.60
27:DC:193:PHE:CZ	27:DC:197:LEU:HD13	2.37	0.60
25:BA:2668:G:O2'	25:BA:2669:G:H5'	2.02	0.60

Continued on next page...

Continued from previous page...

Atom-1	Atom-2	Interatomic distance (Å)	Clash overlap (Å)
25:DA:1917:U:O2'	25:DA:1918:A:H5'	2.01	0.60
7:AG:21:VAL:HG23	7:AG:22:LEU:H	1.65	0.60
36:DP:143:GLY:C	36:DP:145:PRO:HD3	2.21	0.60
34:BN:97:ARG:O	34:BN:101:HIS:HB2	2.01	0.60
10:AJ:63:PHE:HA	14:AN:59:ALA:H	1.67	0.60
50:D3:7:LYS:HE2	50:D3:32:GLN:HA	1.84	0.60
20:AT:50:GLU:CB	20:AT:100:ILE:HG12	2.32	0.60
41:BU:61:TRP:HB3	41:BU:93:LYS:HB3	1.82	0.60
13:CM:93:ARG:C	13:CM:94:ARG:HD2	2.22	0.60
25:BA:2803:C:OP1	25:BA:2803:C:H4'	2.00	0.60
45:DY:37:VAL:O	45:DY:66:PRO:HA	2.01	0.60
45:DY:8:LYS:C	45:DY:9:LYS:HG2	2.20	0.60
30:DF:111:ALA:HA	30:DF:202:PHE:HZ	1.67	0.60
45:BY:27:VAL:CA	45:BY:28:LYS:HZ2	2.14	0.60
28:BD:26:LYS:NZ	28:BD:82:ILE:HB	2.17	0.60
31:DG:17:PRO:O	31:DG:20:ILE:N	2.33	0.60
29:BE:73:GLU:HG3	29:BE:74:PRO:HD2	1.83	0.60
2:AB:127:ILE:CA	2:AB:130:ARG:HG3	2.31	0.60
25:BA:1798:U:H5''	28:BD:259:THR:HG22	1.84	0.60
25:DA:2838:G:C1'	38:DR:45:ARG:HH12	2.14	0.60
8:AH:15:ASN:O	8:AH:19:VAL:HG13	2.01	0.60
49:D2:64:LEU:O	49:D2:67:LYS:HB2	2.02	0.60
47:D0:70:GLN:HE21	47:D0:80:HIS:HE2	1.47	0.60
39:DS:54:LEU:C	39:DS:56:LEU:H	2.05	0.60
1:CA:1010:G:H2'	1:CA:1011:G:C8	2.36	0.60
11:AK:19:ALA:CB	11:AK:32:ILE:HG22	2.32	0.60
50:D3:1:MET:H3	50:D3:2:PRO:HD3	1.64	0.60
6:AF:72:VAL:HG13	6:AF:73:ASN:H	1.67	0.60
36:DP:147:LEU:HG	36:DP:148:LEU:H	1.66	0.60
25:DA:2807:G:H2'	25:DA:2808:U:H5''	1.83	0.60
2:AB:162:ILE:HD11	2:AB:184:VAL:HG13	1.83	0.60
25:DA:1204:A:H1'	25:DA:1206:G:C5	2.37	0.60
25:BA:1721:G:H8	25:BA:1741:A:H62	1.50	0.60
28:BD:142:VAL:HG21	28:BD:191:ALA:CB	2.32	0.60
25:BA:1773:A:C2'	25:BA:1774:C:H5'	2.31	0.60
45:BY:9:LYS:HA	45:BY:30:VAL:HG21	1.84	0.60
25:BA:1907:G:H2'	25:BA:1908:C:C6	2.37	0.60
29:DE:39:PRO:HA	29:DE:43:GLY:CA	2.31	0.60
12:AL:5:ASN:OD1	17:AQ:34:LYS:HE2	2.01	0.60
25:BA:665:C:O2'	25:BA:666:G:H5'	2.02	0.60
25:DA:1902:C:H4'	28:DD:244:ARG:HA	1.84	0.60

Continued on next page...

Continued from previous page...

Atom-1	Atom-2	Interatomic distance (Å)	Clash overlap (Å)
34:DN:67:LEU:O	34:DN:68:GLU:HB2	2.02	0.60
41:DU:79:PHE:CE2	41:DU:83:LEU:HD22	2.36	0.60
25:DA:2183:C:OP2	25:DA:2183:C:H3'	2.02	0.60
25:BA:779:U:P	28:BD:49:ILE:HG22	2.42	0.60
9:CI:8:GLY:O	9:CI:9:ARG:HB2	2.02	0.60
42:BV:4:ILE:HD12	42:BV:40:LEU:HD12	1.82	0.60
25:BA:2632:A:C2	29:BE:61:ARG:HD3	2.37	0.60
26:BB:106:G:H5'	46:BZ:30:ARG:HB2	1.83	0.60
40:BT:106:SER:C	40:BT:107:ASP:OD1	2.40	0.60
25:DA:824:A:H2'	25:DA:825:C:C6	2.36	0.60
25:DA:286:C:C2'	25:DA:287:C:C5'	2.80	0.60
27:BC:45:HIS:CE1	27:BC:173:HIS:HB3	2.36	0.60
13:CM:4:ILE:CD1	13:CM:10:PRO:HG3	2.32	0.60
1:CA:1060:C:H4'	10:CJ:51:ARG:HB3	1.84	0.60
42:BV:19:LYS:CG	42:BV:20:LEU:O	2.43	0.60
52:B5:54:GLY:N	52:B5:56:LYS:NZ	2.49	0.60
1:AA:356:A:H2'	1:AA:357:G:C5'	2.31	0.60
10:CJ:5:ARG:HG2	10:CJ:99:LYS:HB2	1.84	0.60
39:BS:67:ARG:HH12	39:BS:100:ALA:HB3	1.66	0.60
20:CT:100:ILE:HD12	20:CT:100:ILE:N	2.16	0.60
5:CE:103:GLY:O	5:CE:107:ARG:HB3	2.02	0.60
27:DC:216:THR:HG23	27:DC:220:GLY:O	2.02	0.60
30:BF:125:LEU:HD11	30:BF:199:TRP:CD1	2.37	0.60
25:DA:2474:C:C2'	25:DA:2474:C:O2	2.49	0.60
30:DF:63:LYS:NZ	30:DF:67:GLN:HB2	2.17	0.60
19:CS:6:LYS:H	19:CS:6:LYS:CE	2.13	0.60
27:DC:182:PRO:HD2	27:DC:185:LYS:HB2	1.84	0.60
25:BA:1721:G:H5'	25:BA:1722:A:OP2	2.02	0.60
1:AA:908:A:H2'	1:AA:909:A:C8	2.37	0.60
27:BC:198:GLU:HG2	27:BC:210:LEU:HD11	1.83	0.60
40:BT:70:VAL:HG12	40:BT:71:GLY:O	2.01	0.60
1:CA:9:G:O2'	1:CA:10:A:H5'	2.02	0.60
5:CE:31:LEU:HD11	5:CE:43:LEU:CD1	2.31	0.60
2:CB:98:LEU:HB2	2:CB:101:MET:CE	2.32	0.60
25:DA:2540:C:O2'	25:DA:2541:A:H5'	2.02	0.60
31:BG:115:ARG:HH11	31:BG:136:ARG:HD3	1.67	0.60
11:AK:48:ILE:HD11	11:AK:64:ALA:HA	1.84	0.60
25:DA:1910:G:O2'	25:DA:1911:U:H5'	2.02	0.60
25:DA:2412:A:H2'	25:DA:2413:G:O4'	2.01	0.60
25:DA:213:A:O2'	25:DA:214:G:H5'	2.02	0.60
39:BS:90:GLY:C	39:BS:92:TYR:H	2.05	0.60

Continued on next page...

Continued from previous page...

Atom-1	Atom-2	Interatomic distance (Å)	Clash overlap (Å)
40:BT:3:ARG:C	40:BT:5:ALA:N	2.55	0.60
46:DZ:29:ASN:O	46:DZ:29:ASN:CG	2.40	0.60
1:AA:1316:G:H2'	1:AA:1317:C:H5''	1.84	0.60
1:CA:1363(A):A:H2'	1:CA:1363(A):A:N3	2.16	0.60
30:BF:3:GLU:CB	30:BF:24:LEU:HG	2.31	0.60
25:DA:609:A:H2'	25:DA:610:G:O4'	2.02	0.60
25:BA:1854:A:H62	25:BA:1888:G:H8	1.48	0.60
53:B6:36:LEU:HD12	53:B6:48:VAL:HG11	1.83	0.60
25:DA:272(I):U:H5''	25:DA:272(J):C:OP1	2.02	0.60
13:CM:66:LEU:HA	13:CM:70:LEU:HD12	1.83	0.60
1:AA:413:G:H1'	1:AA:428:G:H21	1.67	0.60
4:AD:11:LEU:CD1	4:AD:66:ARG:HD3	2.31	0.60
10:CJ:54:PHE:CD1	10:CJ:55:LYS:HE3	2.37	0.60
25:DA:61:G:H5'	49:D2:50:ILE:HD12	1.83	0.60
40:DT:28:VAL:CG2	40:DT:46:GLU:HG3	2.32	0.60
15:AO:82:ILE:HD13	15:AO:82:ILE:C	2.21	0.60
1:AA:376:G:O3'	16:AP:5:ARG:HD2	2.01	0.60
39:BS:67:ARG:HH12	39:BS:100:ALA:CB	2.15	0.60
25:BA:1410:G:O2'	25:BA:1411:C:H5'	2.01	0.60
3:CC:130:VAL:O	3:CC:134:ILE:HG12	2.01	0.60
25:BA:2344:U:H4'	25:BA:2345:G:OP1	2.02	0.60
20:AT:67:ALA:HA	20:AT:72:LEU:O	2.01	0.60
25:BA:61:G:H1	25:BA:94:C:N4	1.99	0.60
25:BA:141:A:C8	25:BA:1408:C:O2'	2.54	0.60
6:CF:61:LEU:O	6:CF:62:TRP:CB	2.49	0.60
25:DA:2808:U:O2'	25:DA:2809:A:H5'	2.02	0.60
55:D8:49:VAL:O	55:D8:53:PRO:HG3	2.01	0.60
55:D8:50:LEU:O	55:D8:51:ALA:HB3	2.02	0.60
49:B2:43:GLN:O	49:B2:44:LEU:HD23	2.02	0.60
29:BE:119:ARG:HG2	29:BE:160:TYR:CB	2.30	0.60
12:AL:107:VAL:CG2	12:AL:117:TYR:HB3	2.32	0.60
27:BC:42:VAL:HG21	27:BC:186:LEU:CD1	2.31	0.60
25:BA:507:A:H5''	25:BA:508:G:C5'	2.31	0.60
13:AM:91:ARG:CB	13:AM:98:VAL:HG22	2.32	0.60
1:AA:1333:A:H2'	1:AA:1334:G:O4'	2.02	0.60
36:BP:112:LEU:C	36:BP:112:LEU:HD13	2.22	0.60
2:CB:96:ARG:H	2:CB:96:ARG:HD2	1.67	0.60
1:CA:149:A:H2'	1:CA:150:C:C6	2.36	0.60
1:CA:1020:U:H2'	1:CA:1020:U:O2	2.01	0.60
25:BA:881:G:N2	25:BA:895:U:O2	2.25	0.60
25:BA:1246:A:O2'	25:BA:1247:A:H5'	2.02	0.60

Continued on next page...

Continued from previous page...

Atom-1	Atom-2	Interatomic distance (Å)	Clash overlap (Å)
1:CA:412:A:H4'	1:CA:413:G:O5'	2.01	0.60
25:DA:543:C:C2'	25:DA:545:G:C5'	2.73	0.59
50:D3:56:VAL:HG12	50:D3:57:GLU:N	2.17	0.59
25:DA:1019:U:H3	25:DA:1142(A):A:H62	1.49	0.59
9:CI:11:LYS:O	9:CI:12:GLU:HB2	2.02	0.59
31:DG:174:GLU:HA	31:DG:178:PHE:HB2	1.84	0.59
45:DY:28:LYS:CB	45:DY:38:ILE:H	2.09	0.59
30:BF:2:LYS:N	30:BF:2:LYS:HD3	2.16	0.59
25:DA:1668:A:O4'	25:DA:1669:A:C2	2.54	0.59
32:DH:85:LYS:HZ2	32:DH:133:VAL:CG2	2.12	0.59
36:BP:132:LYS:O	36:BP:136:GLU:HG2	2.02	0.59
36:DP:58:THR:O	36:DP:60:MET:N	2.35	0.59
17:AQ:45:HIS:HB2	17:AQ:65:ILE:HD13	1.83	0.59
40:BT:28:VAL:HG22	40:BT:46:GLU:C	2.21	0.59
1:AA:1148:U:O2'	1:AA:1149:C:H5'	2.02	0.59
32:DH:58:GLU:O	32:DH:62:LYS:HG3	2.02	0.59
1:CA:1366:C:H2'	1:CA:1367:C:H6	1.65	0.59
25:DA:1866:C:H2'	25:DA:1876:A:O4'	2.01	0.59
42:BV:1:MET:HB2	42:BV:99:ILE:CG1	2.32	0.59
42:BV:21:ARG:HD3	42:BV:21:ARG:H	1.67	0.59
10:AJ:49:VAL:HG23	14:AN:41:ARG:HB2	1.83	0.59
36:BP:26:GLY:HA2	36:BP:30:THR:CG2	2.31	0.59
8:AH:87:SER:HA	8:AH:93:VAL:CG2	2.30	0.59
50:D3:1:MET:HG3	50:D3:39:ASP:O	2.01	0.59
25:BA:1312:U:OP1	44:BX:63:LYS:HD2	2.02	0.59
4:CD:108:LEU:HD12	4:CD:174:LEU:HD13	1.83	0.59
44:BX:56:THR:HG22	44:BX:79:ALA:CB	2.30	0.59
1:CA:568:G:O6	12:CL:2:PRO:HD3	2.02	0.59
9:AI:4:TYR:HB2	9:AI:19:LEU:HD12	1.84	0.59
9:AI:20:ARG:O	9:AI:59:PHE:HA	2.02	0.59
25:BA:2331:G:C4'	47:B0:41:GLY:HA3	2.32	0.59
17:CQ:22:LEU:CD1	17:CQ:41:LYS:HG2	2.29	0.59
8:AH:98:LYS:C	8:AH:99:GLU:HG3	2.21	0.59
1:AA:1015:A:H2'	1:AA:1016:A:C8	2.37	0.59
1:AA:1018:C:H2'	1:AA:1019:C:H6	1.67	0.59
10:AJ:29:ARG:HH22	10:AJ:80:LYS:CD	2.15	0.59
1:AA:47:C:O2'	1:AA:48:C:C5'	2.49	0.59
1:CA:386:C:C2'	1:CA:387:U:H5'	2.31	0.59
33:DI:83:ALA:HB1	33:DI:88:ILE:HA	1.82	0.59
41:BU:39:LEU:O	41:BU:40:PHE:C	2.40	0.59
34:BN:125:GLY:HA3	34:BN:126:PRO:O	2.02	0.59

Continued on next page...

Continued from previous page...

Atom-1	Atom-2	Interatomic distance (Å)	Clash overlap (Å)
25:DA:2218:U:H2'	25:DA:2219:G:H5'	1.84	0.59
2:AB:101:MET:O	2:AB:105:PHE:HA	2.02	0.59
25:DA:534:U:O2'	41:DU:49:HIS:CD2	2.55	0.59
36:BP:112:LEU:HD22	36:BP:113:LYS:H	1.66	0.59
25:BA:458:G:O2'	54:B7:39:ARG:HD3	2.02	0.59
54:D7:35:ARG:NH1	54:D7:42:LEU:HD11	2.17	0.59
48:B1:8:SER:OG	48:B1:10:LYS:HG3	2.01	0.59
36:DP:122:PRO:HG3	36:DP:141:ALA:O	2.00	0.59
33:BI:79:ILE:HB	33:BI:142:VAL:HA	1.84	0.59
43:DW:90:ARG:HH11	43:DW:90:ARG:HG3	1.67	0.59
25:BA:890:A:H2'	25:BA:892:G:C8	2.37	0.59
56:D9:26:ILE:H	56:D9:26:ILE:HD12	1.67	0.59
50:D3:4:LEU:HD11	50:D3:56:VAL:HG13	1.84	0.59
25:DA:1012:U:O4	34:DN:28:THR:HG21	2.02	0.59
25:DA:2115:G:H22	25:DA:2119:A:P	2.26	0.59
9:CI:18:PHE:O	9:CI:19:LEU:HD23	2.03	0.59
9:CI:53:VAL:O	9:CI:54:ASP:HB2	2.01	0.59
13:AM:79:LYS:O	13:AM:82:MET:N	2.35	0.59
45:DY:6:HIS:CE1	45:DY:30:VAL:HG11	2.37	0.59
30:BF:3:GLU:CA	30:BF:24:LEU:HB3	2.28	0.59
10:AJ:4:ILE:HG22	10:AJ:5:ARG:N	2.17	0.59
53:D6:20:ASN:ND2	53:D6:21:TYR:N	2.49	0.59
25:BA:2170:A:H5'	27:BC:135:ARG:HH12	1.67	0.59
2:AB:36:ARG:N	2:AB:36:ARG:NE	2.50	0.59
16:CP:70:ALA:O	16:CP:74:LEU:HD12	2.02	0.59
35:BO:12:ASP:HA	35:BO:97:ARG:O	2.02	0.59
36:BP:62:LEU:CD1	36:BP:62:LEU:N	2.59	0.59
1:AA:777:A:H2'	1:AA:778:G:C8	2.37	0.59
1:AA:411:A:N6	1:AA:413:G:H21	1.99	0.59
38:DR:97:VAL:HA	38:DR:113:LEU:O	2.02	0.59
27:BC:117:THR:HA	27:BC:147:GLY:O	2.01	0.59
1:CA:582:U:OP1	15:CO:68:ARG:NH2	2.35	0.59
36:BP:10:PRO:O	36:BP:11:GLY:O	2.19	0.59
16:AP:28:ARG:HG2	16:AP:29:ASP:OD2	2.02	0.59
1:CA:90:U:OP1	1:CA:91:C:H5''	2.01	0.59
1:CA:91:C:H2'	1:CA:92:C:O5'	2.02	0.59
25:DA:2069:G:C2'	25:DA:2070:G:H5'	2.30	0.59
23:CW:10:G:N2	23:CW:26:G:H1'	2.16	0.59
38:DR:44:LEU:HD13	38:DR:44:LEU:C	2.22	0.59
55:D8:50:LEU:C	55:D8:53:PRO:HD2	2.22	0.59
1:CA:141:A:H1'	1:CA:182:U:O2	2.02	0.59

Continued on next page...

Continued from previous page...

Atom-1	Atom-2	Interatomic distance (Å)	Clash overlap (Å)
25:BA:2529:G:OP2	25:BA:2530:A:H5''	2.02	0.59
44:DX:29:TRP:CZ3	44:DX:78:LYS:HD3	2.37	0.59
4:CD:135:LEU:H	4:CD:135:LEU:HD22	1.67	0.59
25:BA:2202:C:H2'	25:BA:2203:U:O4'	2.01	0.59
32:BH:137:ASP:OD1	32:BH:138:LYS:N	2.35	0.59
29:BE:175:VAL:HG23	29:BE:175:VAL:O	2.01	0.59
1:CA:433:C:O2'	1:CA:434:U:H5'	2.01	0.59
5:AE:100:VAL:HG23	5:AE:116:THR:O	2.02	0.59
1:CA:302:G:N3	1:CA:556:C:H4'	2.17	0.59
38:DR:58:GLY:O	38:DR:59:ASP:O	2.20	0.59
29:BE:92:THR:H	29:BE:95:ILE:HD13	1.65	0.59
8:CH:31:PHE:HZ	8:CH:134:ILE:HD11	1.67	0.59
52:B5:16:ARG:HD2	52:B5:20:ARG:NH1	2.16	0.59
1:AA:530:G:N2	1:AA:1492:A:H61	1.99	0.59
28:DD:165:ILE:HG23	28:DD:173:VAL:HG21	1.85	0.59
25:BA:2584:U:O2	25:BA:2585:U:C4	2.56	0.59
25:DA:2581:G:O2'	25:DA:2582:G:OP2	2.17	0.59
25:DA:1474:C:H2'	25:DA:1475:G:O4'	2.02	0.59
26:BB:78:A:H2'	26:BB:79:C:O4'	2.02	0.59
31:DG:70:VAL:HG23	31:DG:70:VAL:O	2.02	0.59
43:BW:1:MET:HE2	43:BW:2:GLU:O	2.03	0.59
46:DZ:127:VAL:CG2	46:DZ:128:SER:H	2.03	0.59
1:CA:1141:C:H2'	1:CA:1142:G:C8	2.37	0.59
31:DG:43:LEU:N	31:DG:43:LEU:HD13	2.18	0.59
1:AA:1270:C:O2'	1:AA:1271:G:H5'	2.02	0.59
19:AS:33:THR:HG21	19:AS:49:ILE:HG22	1.84	0.59
16:AP:58:TYR:CD1	16:AP:58:TYR:C	2.75	0.59
30:DF:20:LEU:O	30:DF:24:LEU:HB2	2.01	0.59
45:BY:39:VAL:HG12	45:BY:40:GLU:N	2.17	0.59
8:CH:4:ASP:OD2	8:CH:6:ILE:HD13	2.02	0.59
20:CT:12:ALA:C	20:CT:14:LYS:N	2.54	0.59
12:CL:44:LYS:CB	12:CL:45:PRO:HD3	2.31	0.59
1:AA:1148:U:H2'	1:AA:1149:C:O4'	2.02	0.59
1:AA:1121:U:H3	1:AA:1152:A:H61	1.51	0.59
22:CV:7:LEU:O	22:CV:25:TYR:CD1	2.55	0.59
5:AE:70:PRO:HB3	5:AE:144:THR:CG2	2.31	0.59
2:CB:124:SER:OG	2:CB:125:PRO:HD2	2.02	0.59
2:CB:125:PRO:O	2:CB:128:GLU:HB2	2.03	0.59
14:AN:32:SER:O	14:AN:40:CYS:HA	2.02	0.59
1:CA:1033:G:O5'	1:CA:1033:G:H8	1.86	0.59
1:AA:521:G:O2'	1:AA:522:C:H5'	2.02	0.59

Continued on next page...

Continued from previous page...

Atom-1	Atom-2	Interatomic distance (Å)	Clash overlap (Å)
25:DA:729:G:N7	28:DD:209:ALA:HB3	2.17	0.59
25:BA:1451:C:N3	25:BA:1459:G:O6	2.35	0.59
1:AA:1002:G:N2	1:AA:1039:C:O2	2.35	0.59
22:AV:153:LEU:CD2	22:AV:159:VAL:HG12	2.32	0.59
44:BX:63:LYS:HB3	44:BX:72:LYS:HE3	1.84	0.59
1:CA:1502:A:H2	1:CA:1505:G:H1	1.49	0.59
2:AB:178:ARG:NH1	2:AB:178:ARG:HG2	2.16	0.59
6:AF:61:LEU:HB3	6:AF:63:TYR:HE2	1.67	0.59
25:BA:2261:C:O2'	25:BA:2262:U:H5'	2.02	0.59
30:DF:66:PRO:O	30:DF:67:GLN:HB3	2.03	0.59
47:B0:54:ARG:CZ	47:B0:54:ARG:CB	2.80	0.59
27:BC:60:ARG:CZ	27:BC:165:ARG:HD2	2.33	0.59
1:AA:831:U:H2'	1:AA:832:C:C6	2.36	0.59
27:DC:85:LYS:HA	27:DC:88:GLU:HG3	1.84	0.59
14:AN:25:VAL:HG23	14:AN:38:GLY:O	2.02	0.59
1:CA:64:G:H4'	1:CA:65:U:H5''	1.82	0.59
2:AB:28:PHE:O	2:AB:28:PHE:CD1	2.55	0.59
10:AJ:96:ILE:HD13	10:AJ:96:ILE:H	1.67	0.59
39:BS:35:ILE:H	39:BS:53:SER:CB	2.15	0.59
35:DO:11:ALA:O	35:DO:98:VAL:HA	2.02	0.59
25:DA:976:C:H42	25:DA:987:G:H1	1.49	0.59
44:DX:8:ILE:H	44:DX:8:ILE:HD12	1.67	0.59
20:AT:50:GLU:HA	20:AT:100:ILE:HG12	1.84	0.59
1:CA:1131:G:H1	1:CA:1143:G:H21	1.51	0.59
31:DG:64:THR:OG1	31:DG:94:LEU:HD21	2.02	0.59
1:AA:978:A:H61	1:AA:1316:G:H21	1.50	0.59
1:CA:1363:C:H5'	1:CA:1363(A):A:O5'	2.01	0.59
25:DA:1359:A:H2'	25:DA:1360:A:C5'	2.19	0.59
3:AC:54:ARG:CG	3:AC:55:VAL:H	2.14	0.59
45:BY:13:VAL:HG12	45:BY:74:PRO:CA	2.30	0.59
31:BG:63:ILE:HA	31:BG:143:GLU:CG	2.28	0.59
2:AB:35:GLU:HA	2:AB:39:ILE:O	2.02	0.59
3:CC:189:ALA:O	3:CC:191:THR:HG23	2.02	0.59
5:AE:11:ILE:CD1	5:AE:33:VAL:HG23	2.26	0.59
40:DT:34:VAL:HG13	40:DT:39:ARG:HG3	1.82	0.59
30:BF:64:ILE:HD12	30:BF:78:ILE:HG22	1.85	0.59
40:DT:28:VAL:HG11	40:DT:46:GLU:HG3	1.84	0.59
40:DT:8:LYS:O	40:DT:11:GLU:OE2	2.20	0.59
1:CA:1320:C:C2	19:CS:72:GLY:HA3	2.37	0.59
45:DY:78:ALA:O	45:DY:79:CYS:HB3	2.01	0.59
31:DG:47:LYS:NZ	31:DG:82:LEU:HD12	2.17	0.59

Continued on next page...

Continued from previous page...

Atom-1	Atom-2	Interatomic distance (Å)	Clash overlap (Å)
45:DY:82:PRO:O	45:DY:96:ILE:HG22	2.02	0.59
1:CA:1033:G:H3'	1:CA:1034:G:H5'	1.80	0.59
1:CA:1036:G:H3'	1:CA:1037:C:C6	2.37	0.59
34:DN:58:ASP:C	34:DN:60:ILE:H	2.05	0.59
25:DA:1684:C:H2'	25:DA:1685:C:C6	2.36	0.59
31:BG:76:SER:HB3	31:BG:84:LYS:N	2.18	0.59
18:CR:71:LYS:HA	18:CR:74:ARG:HD3	1.84	0.59
33:BI:113:ARG:CD	33:BI:131:LYS:H	2.16	0.59
1:CA:1218:C:H2'	1:CA:1219:U:C6	2.37	0.59
25:DA:1568:G:P	28:DD:63:ARG:HH22	2.25	0.59
25:BA:309:G:O3'	45:BY:18:GLY:HA2	2.03	0.59
4:CD:166:LYS:HG2	4:CD:178:VAL:HG11	1.85	0.59
8:AH:53:VAL:HG12	8:AH:54:ASP:OD2	2.02	0.59
44:BX:10:ALA:HB1	44:BX:11:PRO:HD2	1.85	0.59
38:DR:24:GLN:HB2	38:DR:44:LEU:HD23	1.84	0.59
1:CA:1277:C:C2'	1:CA:1278:U:C5'	2.80	0.59
8:CH:20:TYR:HA	8:CH:65:TYR:CZ	2.37	0.59
44:DX:29:TRP:CZ3	44:DX:78:LYS:HB3	2.37	0.59
1:CA:407:G:O2'	4:CD:116:GLN:HG3	2.02	0.59
27:BC:8:TYR:O	27:BC:11:LEU:HB3	2.02	0.59
48:B1:78:LYS:O	48:B1:80:LEU:N	2.35	0.59
25:BA:556:G:H2'	25:BA:557:U:C6	2.38	0.59
25:BA:1757:U:H3'	25:BA:1758:G:H5''	1.83	0.59
28:BD:28:GLU:CD	28:BD:28:GLU:N	2.56	0.59
41:DU:27:LEU:HB3	41:DU:31:SER:HB3	1.85	0.59
1:CA:609:A:C2'	1:CA:610:G:H5'	2.32	0.59
2:AB:98:LEU:O	2:AB:101:MET:HG3	2.02	0.59
25:DA:2751:G:H3'	25:DA:2752:C:C6	2.37	0.59
46:BZ:23:LEU:HD21	46:BZ:85:VAL:HG13	1.85	0.59
25:BA:186:G:O2'	25:BA:187:G:H5'	2.01	0.59
25:BA:2672:G:H3'	25:BA:2673:G:H5''	1.84	0.59
38:DR:75:LEU:HD13	38:DR:75:LEU:O	2.01	0.59
25:BA:1403:C:H5''	25:BA:1471:A:H1'	1.84	0.59
1:AA:161:A:H2'	1:AA:162:A:C8	2.36	0.59
39:BS:35:ILE:HG22	39:BS:53:SER:HB2	1.84	0.59
46:DZ:56:ILE:CG2	46:DZ:57:VAL:N	2.65	0.59
50:D3:10:LYS:HG3	50:D3:11:SER:N	2.16	0.59
7:CG:75:VAL:HA	7:CG:88:PRO:HA	1.84	0.59
22:CV:127:VAL:N	22:CV:174:ASP:HA	2.16	0.59
16:AP:49:LEU:HD12	16:AP:50:LYS:N	2.18	0.59
3:AC:46:GLU:O	3:AC:47:LEU:CB	2.50	0.59

Continued on next page...

Continued from previous page...

Atom-1	Atom-2	Interatomic distance (Å)	Clash overlap (Å)
30:DF:3:GLU:HB2	30:DF:24:LEU:HG	1.84	0.59
45:BY:27:VAL:HG12	45:BY:28:LYS:H	1.65	0.59
25:DA:2679:A:O2'	25:DA:2680:C:H5'	2.02	0.59
32:BH:85:LYS:O	32:BH:132:ARG:HA	2.03	0.59
30:BF:149:ASP:OD2	30:BF:151:SER:HB2	2.02	0.59
25:DA:1482:G:H2'	25:DA:1484:G:C8	2.38	0.59
1:AA:369:C:OP2	1:AA:388:G:N2	2.35	0.59
33:DI:127:VAL:HA	33:DI:139:GLN:CB	2.32	0.59
25:DA:2165:G:H2'	25:DA:2166:G:C8	2.37	0.59
25:DA:2166:G:H2'	25:DA:2167:U:O4'	2.03	0.59
22:AV:161:VAL:HG12	22:AV:180:TYR:HB2	1.85	0.59
23:CW:17(B):U:H4'	23:CW:18:G:OP1	2.01	0.59
46:BZ:15:SER:HA	46:BZ:18:ARG:CD	2.31	0.59
25:DA:1171:G:H3'	25:DA:1173:G:C4'	2.32	0.59
25:BA:2389:G:C5'	25:BA:2390:U:H5'	2.32	0.59
28:BD:108:PRO:HB3	28:BD:143:HIS:HE1	1.67	0.59
26:BB:8:U:O2'	39:BS:40:ILE:HD13	2.02	0.59
25:BA:1718:G:H2'	25:BA:1719:G:H5'	1.84	0.59
1:CA:663:A:O2'	1:CA:664:G:H5'	2.02	0.59
48:D1:82:LEU:O	48:D1:82:LEU:HD23	2.03	0.59
25:BA:2162:G:H2'	25:BA:2163:C:O4'	2.02	0.59
1:CA:930:C:H2'	1:CA:931:C:C5'	2.32	0.59
27:DC:74:ARG:HB3	27:DC:94:TYR:HE2	1.68	0.59
25:DA:1529:G:H3'	25:DA:1530:C:H5	1.68	0.59
37:DQ:85:LYS:HG3	47:D0:7:LEU:HB2	1.83	0.59
25:DA:649:G:H2'	25:DA:650:C:H6	1.67	0.59
47:B0:69:GLN:NE2	47:B0:79:HIS:NE2	2.49	0.59
25:DA:54:G:H2'	25:DA:55:G:H5''	1.85	0.59
3:AC:182:ILE:HG23	3:AC:202:ILE:C	2.22	0.59
1:AA:1384:C:H2'	1:AA:1385:G:C8	2.38	0.59
53:D6:30:THR:CB	53:D6:31:PRO:CD	2.80	0.59
1:AA:1489:G:O2'	1:AA:1490:C:H5'	2.02	0.59
25:DA:2192:G:H2'	25:DA:2193:G:C5'	2.33	0.59
1:CA:1096:C:H2'	1:CA:1097:C:H6	1.68	0.59
41:BU:34:LYS:HA	41:BU:34:LYS:HE2	1.84	0.59
38:DR:29:LEU:HD23	38:DR:75:LEU:HD11	1.85	0.59
42:DV:66:ARG:O	42:DV:88:ARG:NH2	2.35	0.59
16:CP:58:TYR:C	16:CP:58:TYR:CD1	2.75	0.59
38:DR:22:ARG:O	38:DR:26:LYS:HG3	2.02	0.59
1:CA:1053:G:C3'	1:CA:1054:C:H5'	2.32	0.59
1:CA:830:G:H2'	1:CA:831:U:O4'	2.02	0.59

Continued on next page...

Continued from previous page...

Atom-1	Atom-2	Interatomic distance (Å)	Clash overlap (Å)
23:AW:76:A:H3'	25:BA:2602:A:N6	2.17	0.59
25:DA:742:G:H2'	25:DA:743:G:H8	1.67	0.59
25:BA:2084:C:O2'	25:BA:2085:C:H5'	2.01	0.59
9:AI:31:GLN:HG2	9:AI:35:GLU:HB3	1.83	0.59
1:AA:1111:A:H2'	1:AA:1112:C:H6	1.67	0.59
9:AI:53:VAL:CG1	9:AI:95:LYS:HE3	2.32	0.59
32:BH:12:PRO:CD	32:BH:49:VAL:HA	2.33	0.59
2:CB:9:GLU:N	2:CB:12:GLU:HG3	2.17	0.59
42:DV:15:GLU:CG	42:DV:16:PRO:HD2	2.33	0.59
25:DA:2183:C:H2'	25:DA:2184:G:C8	2.36	0.59
25:BA:773:U:H4'	28:BD:47:GLY:HA3	1.85	0.59
21:CU:10:ARG:HA	21:CU:13:ILE:HD12	1.83	0.59
31:DG:125:PHE:CD1	31:DG:125:PHE:N	2.69	0.59
16:AP:55:ARG:O	16:AP:58:TYR:N	2.36	0.59
10:AJ:34:VAL:HG22	10:AJ:74:ILE:HA	1.84	0.59
40:BT:106:SER:CB	40:BT:110:ILE:HD11	2.33	0.59
25:DA:2833:G:C3'	25:DA:2834:G:C5'	2.74	0.59
45:BY:87:LYS:CG	45:BY:88:LYS:H	2.05	0.59
25:BA:274:G:C3'	25:BA:274:G:N3	2.66	0.59
32:DH:84:SER:O	32:DH:85:LYS:HB3	2.00	0.59
8:CH:5:PRO:HD2	8:CH:6:ILE:HD12	1.85	0.59
36:BP:107:LYS:C	36:BP:109:GLY:H	2.05	0.59
1:CA:323:U:H5'	20:CT:23:ARG:HB2	1.84	0.59
25:DA:275:G:N2	25:DA:363:G:C6	2.71	0.59
1:CA:1305:G:C5'	21:CU:5:ASP:H	2.09	0.59
2:AB:115:LEU:CD1	2:AB:142:LEU:HD12	2.33	0.59
36:BP:62:LEU:CD1	36:BP:62:LEU:H	1.93	0.59
11:AK:111:ASP:HA	18:AR:84:LYS:CD	2.33	0.59
53:D6:51:GLU:O	53:D6:52:VAL:HB	2.03	0.59
49:D2:47:ASN:O	49:D2:49:LYS:N	2.36	0.59
40:DT:27:THR:O	40:DT:28:VAL:CB	2.50	0.59
48:B1:56:GLN:NE2	48:B1:85:LEU:HD23	2.16	0.59
19:CS:45:VAL:C	19:CS:47:HIS:H	2.05	0.59
47:D0:66:VAL:O	47:D0:81:VAL:HA	2.03	0.59
1:CA:79:G:H1'	1:CA:80:G:P	2.43	0.59
28:DD:210:GLY:O	28:DD:212:SER:N	2.34	0.59
1:CA:234:C:H2'	1:CA:235:C:H6	1.67	0.59
28:DD:65:ILE:HD11	28:DD:67:PHE:CD1	2.36	0.59
27:BC:164:PHE:C	27:BC:172:ILE:HD11	2.23	0.59
25:DA:522:G:H2'	25:DA:523:C:H6	1.67	0.59
25:DA:1280:G:C3'	25:DA:1281:G:H5''	2.33	0.59

Continued on next page...

Continued from previous page...

Atom-1	Atom-2	Interatomic distance (Å)	Clash overlap (Å)
28:BD:65:ILE:HD13	28:BD:65:ILE:N	2.17	0.59
26:BB:55:U:O2'	26:BB:56:G:H5'	2.03	0.59
1:CA:1261:A:H4'	1:CA:1283:G:H5''	1.84	0.59
10:AJ:29:ARG:HH21	10:AJ:30:SER:HB3	1.68	0.59
25:BA:1444:G:H2'	25:BA:1445(A):C:C5	2.37	0.59
25:BA:1839:G:H5'	25:BA:1839:G:C8	2.37	0.59
1:AA:113:G:H2'	1:AA:114:U:C6	2.37	0.59
23:AW:62:C:H2'	23:AW:63:G:C8	2.37	0.59
1:AA:859:A:H2'	1:AA:860:A:O4'	2.03	0.59
17:AQ:10:VAL:HG23	17:AQ:55:ASP:O	2.02	0.59
26:DB:2:C:H2'	26:DB:3:C:C6	2.38	0.59
7:AG:6:ARG:O	7:AG:6:ARG:HG2	2.02	0.59
25:DA:912:C:OP1	37:DQ:8:LYS:NZ	2.35	0.59
13:CM:82:MET:O	13:CM:83:ASP:O	2.19	0.59
28:BD:223:GLY:HA3	28:BD:231:HIS:CE1	2.38	0.59
2:AB:164:VAL:HB	2:AB:186:ALA:CB	2.33	0.59
4:CD:89:THR:O	4:CD:90:GLY:C	2.41	0.59
1:CA:1066:C:H5'	1:CA:1067:A:OP2	2.03	0.59
12:AL:32:GLY:HA3	12:AL:57:LEU:HD13	1.84	0.59
1:CA:491:G:H2'	1:CA:492:G:H8	1.68	0.59
25:DA:2773:C:O2'	25:DA:2774:C:H5'	2.01	0.59
2:CB:187:LEU:HD22	2:CB:205:ASP:HB3	1.84	0.59
1:CA:590:C:H2'	1:CA:591:U:H6	1.68	0.59
12:AL:37:VAL:HG12	12:AL:37:VAL:O	2.03	0.59
54:D7:36:GLN:HG2	54:D7:36:GLN:O	2.02	0.59
5:CE:57:LYS:O	5:CE:60:TYR:HB3	2.02	0.59
52:D5:35:GLU:O	52:D5:49:CYS:SG	2.60	0.59
2:CB:217:ARG:O	2:CB:221:LEU:HD23	2.02	0.59
2:CB:58:ILE:O	2:CB:62:ALA:HB2	2.03	0.59
48:D1:62:VAL:HG22	48:D1:63:ALA:N	2.18	0.59
38:DR:10:LEU:HB3	38:DR:17:ARG:NE	2.18	0.59
36:DP:16:ARG:HD3	36:DP:17:LYS:N	2.17	0.59
10:AJ:4:ILE:HG22	10:AJ:5:ARG:H	1.67	0.59
5:AE:43:LEU:HD22	5:AE:136:MET:HG2	1.84	0.59
25:DA:1998:G:H4'	25:DA:2724:C:O2'	2.01	0.59
53:B6:19:ARG:CG	53:B6:20:ASN:N	2.58	0.59
53:B6:36:LEU:HD23	53:B6:36:LEU:H	1.68	0.59
32:DH:108:GLY:CA	32:DH:152:ARG:HH21	2.16	0.59
36:DP:65:ARG:HH22	55:D8:15:LYS:HB2	1.66	0.59
46:BZ:133:PRO:HD3	46:BZ:160:VAL:CG2	2.33	0.59
25:DA:274:G:N3	25:DA:274:G:C2'	2.65	0.59

Continued on next page...

Continued from previous page...

Atom-1	Atom-2	Interatomic distance (Å)	Clash overlap (Å)
25:BA:2635:C:OP1	29:BE:77:ILE:HD13	2.03	0.59
25:DA:271(K):U:H3'	25:DA:271(M):G:N2	2.17	0.59
40:DT:6:LEU:O	40:DT:10:VAL:HG23	2.01	0.59
25:DA:636:G:OP1	36:DP:132:LYS:HB2	2.02	0.59
1:CA:1028:C:H6	1:CA:1028:C:O5'	1.84	0.59
39:DS:90:GLY:O	39:DS:92:TYR:N	2.35	0.59
25:DA:1682:G:H2'	25:DA:1683:C:C6	2.37	0.59
18:CR:68:LYS:HE3	18:CR:71:LYS:NZ	2.18	0.59
28:BD:85:ASP:CB	28:BD:92:ILE:HD12	2.29	0.59
1:AA:665:A:H1'	1:AA:733:A:O4'	2.03	0.59
1:CA:1452:C:H2'	1:CA:1452:C:O2	2.03	0.59
25:DA:520:G:H2'	25:DA:521:G:H8	1.68	0.59
56:B9:14:CYS:HB3	56:B9:27:CYS:CB	2.32	0.59
1:CA:1392:G:H21	1:CA:1502:A:H8	1.50	0.59
1:CA:881:G:H2'	1:CA:882:C:O4'	2.03	0.59
31:BG:9:ARG:HH11	31:BG:9:ARG:CB	2.13	0.59
22:AV:84:ASP:O	22:AV:86:GLU:N	2.36	0.59
29:DE:134:ILE:HG12	29:DE:134:ILE:O	2.01	0.59
12:AL:26:GLY:O	12:AL:27:ALA:C	2.41	0.59
38:DR:94:TYR:CD1	38:DR:94:TYR:N	2.71	0.59
1:CA:865:A:H5'	1:CA:1078:U:C5	2.37	0.59
43:BW:35:ILE:HG23	52:B5:28:PRO:HD2	1.84	0.59
11:AK:22:HIS:HB3	11:AK:29:ILE:HG23	1.83	0.59
4:CD:102:ASP:HB3	4:CD:136:PRO:HA	1.83	0.59
25:DA:195:A:OP1	36:DP:46:LYS:HE2	2.02	0.59
25:BA:2533:A:C2'	25:BA:2534:A:H5''	2.32	0.59
25:DA:1149:G:H2'	25:DA:1150:C:C5	2.37	0.59
32:DH:79:VAL:C	32:DH:81:GLU:H	2.04	0.59
1:AA:763:G:H2'	1:AA:764:C:C6	2.37	0.59
1:CA:716:A:H1'	11:CK:118:GLY:HA2	1.82	0.59
2:CB:96:ARG:O	2:CB:98:LEU:N	2.35	0.59
15:AO:27:VAL:HG12	15:AO:28:GLN:N	2.16	0.59
47:B0:51:GLY:H	47:B0:61:LEU:HD12	1.68	0.59
25:BA:2366:A:H4'	47:B0:61:LEU:HD21	1.85	0.59
1:CA:349:A:O2'	1:CA:350:G:H5'	2.02	0.59
37:DQ:32:TYR:O	37:DQ:105:GLU:HB2	2.03	0.59
36:BP:82:GLY:O	36:BP:83:VAL:HB	2.03	0.59
1:AA:115:G:H4'	1:AA:116:A:O5'	2.00	0.59
46:DZ:97:MET:CE	46:DZ:99:VAL:HG22	2.33	0.59
29:DE:173:VAL:HG23	29:DE:183:LEU:HB3	1.84	0.59
25:BA:1525:G:H2'	25:BA:1526:G:H8	1.68	0.59

Continued on next page...

Continued from previous page...

Atom-1	Atom-2	Interatomic distance (Å)	Clash overlap (Å)
25:BA:1567:A:H5'	28:BD:58:HIS:CD2	2.37	0.59
33:BI:93:THR:HA	33:BI:116:LEU:CD2	2.33	0.59
28:DD:244:ARG:HG2	28:DD:245:PRO:CB	2.32	0.59
9:AI:43:ALA:HA	9:AI:74:ILE:HG21	1.85	0.59
41:DU:92:ARG:CG	42:DV:11:GLN:NE2	2.66	0.59
41:DU:65:ILE:HD11	41:DU:96:ALA:HB1	1.83	0.59
42:DV:52:VAL:HG13	42:DV:55:ALA:HB2	1.85	0.59
48:D1:83:GLU:O	48:D1:84:GLY:O	2.21	0.59
28:BD:54:ARG:CG	28:BD:54:ARG:HH11	2.15	0.59
1:AA:194:C:H2'	1:AA:195:A:H5''	1.83	0.59
31:DG:137:GLU:HB3	31:DG:139:LEU:HD23	1.85	0.59
30:BF:24:LEU:CD1	30:BF:25:PRO:HD2	2.32	0.59
40:BT:80:SER:OG	40:BT:81:PRO:HD3	2.02	0.59
38:DR:10:LEU:HB3	38:DR:17:ARG:CZ	2.33	0.59
45:BY:13:VAL:HG21	45:BY:72:VAL:CG1	2.31	0.59
1:AA:1064:G:H21	1:AA:1190:G:H2'	1.68	0.59
53:B6:15:GLU:O	53:B6:15:GLU:HG2	2.03	0.59
53:B6:18:ARG:HD3	53:B6:18:ARG:N	2.18	0.59
2:AB:22:LYS:O	2:AB:24:TRP:N	2.32	0.59
40:BT:28:VAL:O	40:BT:29:ARG:CB	2.50	0.59
33:DI:4:ILE:HD11	33:DI:44:LEU:HA	1.84	0.59
1:AA:1049:U:H5'	1:AA:1201:A:OP2	2.02	0.59
19:CS:15:LEU:O	19:CS:19:VAL:N	2.35	0.59
17:CQ:76:LEU:HD12	17:CQ:77:VAL:N	2.17	0.59
36:BP:9:ASN:N	36:BP:10:PRO:HD3	2.09	0.59
1:AA:406:G:H5''	4:AD:5:ILE:HD13	1.84	0.59
43:DW:3:ALA:HB3	43:DW:58:ALA:HB2	1.83	0.59
11:CK:126:ARG:CZ	11:CK:126:ARG:HB3	2.33	0.59
25:DA:814:C:C1'	25:DA:1225:G:H21	2.13	0.59
16:AP:19:ILE:O	16:AP:20:VAL:HB	2.02	0.59
26:DB:87:G:H3'	26:DB:88:C:C5'	2.32	0.59
9:AI:4:TYR:CD1	9:AI:4:TYR:N	2.69	0.59
22:CV:68:ARG:HH11	22:CV:68:ARG:CB	2.14	0.59
1:CA:1106:G:H5''	3:CC:172:ARG:CD	2.33	0.59
17:CQ:19:VAL:CG2	17:CQ:44:ALA:HB3	2.33	0.59
34:BN:133:GLN:CG	34:BN:134:ARG:N	2.66	0.59
25:DA:442:G:O4'	30:DF:46:ARG:HD3	2.02	0.59
1:AA:1230:C:O2'	1:AA:1231:G:H5'	2.03	0.59
33:DI:7:GLU:OE2	33:DI:8:PRO:HD2	2.02	0.59
40:BT:53:ARG:HG2	40:BT:53:ARG:HH11	1.67	0.59
14:AN:2:ALA:O	14:AN:6:LEU:HD12	2.03	0.59

Continued on next page...

Continued from previous page...

Atom-1	Atom-2	Interatomic distance (Å)	Clash overlap (Å)
54:B7:48:LYS:HD3	54:B7:48:LYS:N	2.17	0.59
25:DA:2271:G:H4'	47:D0:20:ARG:NH1	2.18	0.59
35:BO:111:PHE:O	35:BO:115:VAL:HG23	2.03	0.59
16:CP:18:ARG:HD3	16:CP:35:LYS:HD2	1.85	0.59
27:DC:71:LYS:O	27:DC:72:GLN:HG2	2.03	0.59
25:BA:1824:G:O2'	25:BA:1825:A:H5'	2.02	0.59
1:CA:913:A:O2'	1:CA:914:A:OP2	2.20	0.59
43:BW:13:SER:HB3	43:BW:16:LYS:HD2	1.85	0.59
28:BD:205:VAL:O	28:BD:206:LEU:C	2.40	0.59
1:CA:309:G:O2'	1:CA:310:G:H5'	2.03	0.59
25:BA:1130:U:O2	25:BA:2025:C:H5''	2.01	0.59
2:CB:23:ARG:HB3	2:CB:23:ARG:CZ	2.33	0.59
41:DU:70:ARG:HA	41:DU:74:LEU:O	2.03	0.59
42:DV:19:LYS:CG	42:DV:20:LEU:N	2.66	0.59
41:DU:102:GLU:HG3	42:DV:2:PHE:CE1	2.38	0.59
7:CG:55:GLY:N	7:CG:56:GLN:HE21	2.00	0.59
7:CG:55:GLY:H	7:CG:56:GLN:NE2	2.00	0.59
45:DY:31:LEU:HD22	45:DY:31:LEU:N	2.18	0.59
25:DA:2810:A:H2'	29:DE:61:ARG:CZ	2.33	0.59
30:BF:4:VAL:HB	30:BF:17:ARG:HE	1.68	0.59
1:AA:1068:G:N7	1:AA:1094:G:H2'	2.18	0.59
45:BY:59:GLY:O	45:BY:60:PHE:HB2	2.01	0.59
29:BE:70:ALA:O	29:BE:71:GLY:C	2.40	0.59
1:CA:1302:U:OP1	13:CM:13:LYS:NZ	2.33	0.59
13:AM:8:GLU:OE1	13:AM:22:ILE:HG23	2.03	0.59
10:AJ:11:PHE:HE2	10:AJ:67:THR:HG1	1.51	0.59
33:DI:45:LYS:C	33:DI:47:LEU:N	2.56	0.59
15:CO:64:ARG:NH1	15:CO:68:ARG:NH2	2.50	0.59
1:CA:1225:A:H5''	1:CA:1226:C:H5	1.68	0.59
25:BA:271(J):C:H5'	25:BA:271(K):U:OP2	2.03	0.59
36:DP:83:VAL:H	36:DP:115:LEU:HD21	1.66	0.59
39:DS:57:LYS:HG2	39:DS:58:LEU:N	2.17	0.59
25:BA:2472:G:H5'	25:BA:2473:U:C5'	2.30	0.59
16:AP:11:SER:HB2	16:AP:14:ASN:HB3	1.84	0.59
40:BT:115:ARG:HA	40:BT:115:ARG:NE	2.13	0.59
33:BI:113:ARG:HH11	33:BI:132:PRO:HD3	1.62	0.59
43:BW:92:ARG:HH11	43:BW:92:ARG:HG2	1.67	0.59
10:CJ:83:GLU:O	10:CJ:85:LEU:N	2.35	0.59
25:BA:2833:G:H3'	25:BA:2834:G:H5''	1.85	0.59
32:DH:13:LYS:CD	32:DH:14:GLY:H	2.14	0.59
1:AA:1037:C:O2'	1:AA:1038:C:H5'	2.03	0.59

Continued on next page...

Continued from previous page...

Atom-1	Atom-2	Interatomic distance (Å)	Clash overlap (Å)
56:B9:12:ASP:OD1	56:B9:13:LYS:N	2.35	0.59
44:BX:30:VAL:HG11	44:BX:39:ILE:HD12	1.83	0.59
27:BC:22:THR:H	27:BC:25:GLU:HB2	1.67	0.59
1:AA:1277:C:H2'	1:AA:1278:U:H5'	1.85	0.59
31:BG:166:ASP:O	31:BG:170:ARG:N	2.19	0.59
25:DA:176:G:C2'	25:DA:177:G:H5'	2.33	0.59
28:DD:166:GLN:HE21	28:DD:166:GLN:CA	2.14	0.59
1:AA:950:U:H2'	1:AA:951:G:C8	2.37	0.59
1:AA:997:U:H2'	1:AA:998:G:C5'	2.32	0.59
31:DG:36:LYS:HD3	31:DG:95:ARG:NH1	2.18	0.59
45:DY:23:ARG:HH21	45:DY:40:GLU:HB2	1.68	0.59
25:DA:720:C:H2'	25:DA:721:C:H6	1.68	0.59
25:BA:2348:U:H2'	25:BA:2349:G:H5''	1.85	0.59
25:DA:230:U:O2'	25:DA:231:C:H5'	2.02	0.59
45:DY:44:ILE:HG22	45:DY:45:VAL:H	1.67	0.59
25:DA:742:G:H2'	25:DA:743:G:C8	2.38	0.59
4:CD:200:GLU:H	4:CD:200:GLU:CD	2.06	0.59
31:BG:171:ALA:O	31:BG:174:GLU:HB3	2.02	0.59
25:BA:1294:U:O2'	25:BA:1295:C:H5'	2.02	0.59
25:BA:2223:G:H2'	25:BA:2224:G:H5'	1.84	0.59
19:CS:41:VAL:HG12	19:CS:42:PRO:HD2	1.84	0.59
1:CA:107:G:C2'	1:CA:108:G:H5'	2.32	0.59
43:DW:34:ASN:C	43:DW:36:LEU:H	2.06	0.59
38:DR:101:ALA:HB2	52:D5:44:THR:OG1	2.02	0.59
25:BA:195:A:OP1	36:BP:46:LYS:HE2	2.03	0.59
25:BA:2875:C:O2'	40:BT:5:ALA:HB3	2.03	0.59
2:CB:237:ALA:O	2:CB:238:LEU:HB3	2.03	0.59
2:CB:9:GLU:HA	2:CB:12:GLU:OE1	2.03	0.59
37:DQ:21:THR:CG2	37:DQ:101:ARG:HB2	2.31	0.59
44:DX:35:THR:O	44:DX:39:ILE:HG12	2.03	0.59
31:DG:102:PHE:HE2	31:DG:141:PHE:HE1	1.49	0.59
31:DG:40:ASN:O	31:DG:155:MET:HB2	2.03	0.59
25:DA:483:A:H1'	45:DY:60:PHE:HZ	1.66	0.59
25:BA:1902:C:H4'	28:BD:244:ARG:CA	2.32	0.59
30:DF:8:GLN:CB	30:DF:126:VAL:HA	2.33	0.59
30:DF:24:LEU:HB3	30:DF:25:PRO:CD	2.31	0.59
45:BY:78:ALA:CB	45:BY:99:CYS:SG	2.91	0.59
28:BD:71:ASP:CB	28:BD:103:ARG:HH22	2.14	0.59
2:AB:19:HIS:CG	2:AB:20:GLU:H	2.21	0.59
17:AQ:66:SER:O	17:AQ:67:LYS:C	2.41	0.59
4:AD:79:PHE:CE1	4:AD:204:ILE:HD13	2.37	0.59

Continued on next page...

Continued from previous page...

Atom-1	Atom-2	Interatomic distance (Å)	Clash overlap (Å)
3:CC:61:ALA:O	3:CC:62:ASP:HB2	2.01	0.59
3:CC:64:VAL:HG13	3:CC:97:LYS:HZ2	1.68	0.59
14:CN:26:ARG:CD	14:CN:43:CYS:SG	2.89	0.59
10:AJ:50:ILE:HA	10:AJ:60:ARG:CB	2.33	0.59
29:DE:181:LEU:HD11	40:DT:7:ILE:HG21	1.84	0.59
8:AH:84:ARG:HG3	8:AH:85:ARG:N	2.18	0.59
43:DW:64:MET:HE1	43:DW:108:GLY:HA2	1.85	0.59
9:AI:18:PHE:O	9:AI:61:ALA:HA	2.03	0.59
43:BW:57:ASN:O	43:BW:61:ASN:HB2	2.03	0.59
26:BB:8:U:H5'	39:BS:17:ARG:NH1	2.17	0.59
26:DB:17:C:H2'	26:DB:18:G:C8	2.38	0.59
31:BG:98:ARG:HA	31:BG:101:ILE:CD1	2.33	0.59
25:BA:2160:G:O2'	25:BA:2161:C:H5'	2.03	0.59
6:AF:74:ASP:O	6:AF:77:ARG:N	2.35	0.59
34:BN:134:ARG:NE	34:BN:134:ARG:O	2.35	0.59
1:AA:538:G:O3'	12:AL:111:LYS:HD3	2.02	0.59
1:CA:437:U:H2'	1:CA:438:G:H5'	1.83	0.59
5:AE:45:PHE:CE1	5:AE:47:LYS:HE3	2.35	0.59
34:BN:41:ASP:O	34:BN:42:TRP:C	2.42	0.59
13:AM:55:ARG:HA	13:AM:58:GLU:CG	2.33	0.59
1:CA:636:U:O2'	1:CA:637:G:H5'	2.03	0.59
25:BA:1043:C:O2'	25:BA:1044:G:H8	1.85	0.59
47:B0:52:MET:HB2	47:B0:58:LEU:HD23	1.83	0.59
17:AQ:56:VAL:O	17:AQ:76:LEU:HD12	2.02	0.59
25:BA:1033:U:H5''	25:BA:1034:G:OP1	2.03	0.59
1:CA:444:C:H2'	1:CA:445:G:C8	2.37	0.59
1:AA:735:C:H2'	1:AA:736:C:H6	1.68	0.59
25:DA:979:G:H3'	25:DA:980:A:C5'	2.33	0.59
36:DP:143:GLY:O	36:DP:145:PRO:HD3	2.03	0.59
25:DA:2773:C:OP1	29:DE:166:THR:OG1	2.21	0.59
26:DB:94:C:O2'	26:DB:95:C:H5'	2.02	0.59
25:BA:688:U:H5'	25:BA:1780:A:C2	2.38	0.59
33:DI:136:VAL:HG22	33:DI:136:VAL:O	2.03	0.59
1:AA:364:A:H2'	1:AA:365:U:O2	2.02	0.59
33:BI:93:THR:H	33:BI:96:ASP:CB	2.15	0.58
1:AA:1351:U:H4'	7:AG:33:ASP:OD2	2.03	0.58
32:BH:25:LYS:HB2	32:BH:32:GLU:OE2	2.03	0.58
2:CB:19:HIS:O	2:CB:20:GLU:O	2.20	0.58
42:DV:40:LEU:C	42:DV:45:THR:HB	2.22	0.58
48:D1:70:VAL:HA	48:D1:73:LEU:HD12	1.85	0.58
1:CA:1118:C:H1'	1:CA:1179:A:C4	2.37	0.58

Continued on next page...

Continued from previous page...

Atom-1	Atom-2	Interatomic distance (Å)	Clash overlap (Å)
1:CA:1349:A:H5''	9:CI:121:ARG:HB2	1.85	0.58
41:BU:68:ALA:O	41:BU:71:GLN:HG3	2.02	0.58
42:BV:4:ILE:O	42:BV:4:ILE:HG22	2.01	0.58
31:DG:88:ILE:HG13	31:DG:89:GLY:H	1.68	0.58
9:CI:126:SER:C	9:CI:128:ARG:H	2.05	0.58
1:AA:19:C:H2'	1:AA:20:U:H6	1.68	0.58
27:BC:71:LYS:CG	27:BC:158:LYS:HD2	2.28	0.58
35:DO:4:PRO:O	35:DO:5:GLN:CB	2.50	0.58
53:B6:37:ARG:O	53:B6:48:VAL:O	2.21	0.58
2:AB:21:ARG:HA	2:AB:40:HIS:ND1	2.18	0.58
3:CC:114:PRO:HA	3:CC:185:GLY:HA3	1.84	0.58
25:DA:828:U:C2'	25:DA:829:A:C8	2.84	0.58
2:CB:124:SER:O	2:CB:127:ILE:HG12	2.03	0.58
36:DP:98:GLU:HG2	36:DP:99:LEU:N	2.17	0.58
1:CA:1030(B):C:H3'	1:CA:1030(C):G:C8	2.38	0.58
25:DA:528:A:N1	25:DA:2042:A:H2'	2.18	0.58
12:CL:24:LEU:HD13	12:CL:24:LEU:N	2.17	0.58
18:AR:66:LEU:HG	18:AR:70:ILE:HD11	1.83	0.58
25:DA:1027:A:H4'	26:DB:88:C:C2	2.37	0.58
4:CD:150:GLU:O	4:CD:153:ARG:HG2	2.02	0.58
38:DR:24:GLN:HE22	38:DR:36:THR:CG2	2.15	0.58
6:AF:74:ASP:O	6:AF:75:LEU:C	2.40	0.58
19:AS:18:LYS:O	19:AS:22:LEU:HD23	2.03	0.58
44:BX:3:THR:O	44:BX:4:ALA:CB	2.51	0.58
1:CA:437:U:C2'	1:CA:438:G:H5'	2.33	0.58
25:DA:54:G:C3'	25:DA:55:G:H5''	2.33	0.58
22:CV:102:GLU:CD	22:CV:102:GLU:N	2.56	0.58
33:BI:101:LEU:O	33:BI:107:VAL:HG12	2.02	0.58
40:BT:13:ARG:HA	40:BT:13:ARG:CZ	2.33	0.58
1:AA:658:G:C2	1:AA:749:C:N3	2.70	0.58
42:DV:99:ILE:CD1	42:DV:99:ILE:H	2.15	0.58
25:DA:919:G:H2'	25:DA:920:G:H8	1.68	0.58
25:BA:86:C:H4'	25:BA:104:U:H1'	1.85	0.58
1:AA:125:U:H2'	1:AA:126:G:C8	2.38	0.58
19:CS:51:VAL:O	19:CS:58:VAL:HG22	2.03	0.58
1:AA:353:A:H5'	1:AA:353:A:H8	1.67	0.58
25:DA:583:G:H5''	41:DU:10:ARG:NH1	2.18	0.58
20:CT:79:ARG:HD2	20:CT:83:ARG:NH1	2.18	0.58
1:CA:1515:C:H2'	1:CA:1516:G:H8	1.67	0.58
25:DA:1035:U:H3	25:DA:1120:G:H1	1.50	0.58
1:AA:1288:A:H2'	1:AA:1289:A:H8	1.67	0.58

Continued on next page...

Continued from previous page...

Atom-1	Atom-2	Interatomic distance (Å)	Clash overlap (Å)
26:DB:106:G:O2'	26:DB:107:G:H5'	2.03	0.58
2:CB:9:GLU:HA	2:CB:12:GLU:CD	2.23	0.58
41:DU:105:VAL:HG11	42:DV:2:PHE:CE2	2.38	0.58
44:DX:12:VAL:HG21	44:DX:21:PHE:CZ	2.38	0.58
1:CA:1288:A:H1'	1:CA:1352:C:HO2'	1.68	0.58
34:BN:2:LYS:HZ1	42:BV:13:ARG:H	1.50	0.58
1:CA:1129:C:OP1	1:CA:1130:A:H5''	2.03	0.58
1:AA:1316:G:N2	1:AA:1318:A:H3'	2.18	0.58
29:DE:47:VAL:HG21	29:DE:86:PRO:CD	2.33	0.58
27:BC:101:ILE:HG12	27:BC:128:LEU:HD11	1.85	0.58
45:BY:85:VAL:HG13	45:BY:92:ASN:OD1	2.01	0.58
28:BD:80:ALA:HB2	28:BD:96:HIS:CD2	2.38	0.58
1:AA:1327:C:H5''	21:AU:20:LYS:HB3	1.85	0.58
43:DW:72:LYS:HB3	43:DW:106:ILE:HG13	1.85	0.58
4:AD:18:LYS:HG2	4:AD:33:MET:HG2	1.83	0.58
32:BH:85:LYS:CE	32:BH:133:VAL:HB	2.33	0.58
1:CA:1368:G:H4'	10:CJ:46:ARG:HH12	1.68	0.58
42:BV:19:LYS:CG	42:BV:20:LEU:N	2.66	0.58
33:DI:48:GLU:O	33:DI:50:ARG:N	2.32	0.58
25:BA:1019:U:O2'	25:BA:1021:A:H2	1.70	0.58
46:BZ:79:ARG:O	46:BZ:81:ARG:N	2.34	0.58
54:D7:8:ASN:ND2	54:D7:10:ARG:H	2.01	0.58
25:DA:2162:G:H2'	25:DA:2163:C:C6	2.33	0.58
22:AV:149:LYS:HE2	22:AV:162:PRO:O	2.04	0.58
5:CE:110:LEU:CD1	5:CE:118:ILE:HD13	2.33	0.58
5:CE:69:VAL:HG12	5:CE:71:LEU:HG	1.85	0.58
25:DA:327:G:N2	25:DA:328:U:H1'	2.18	0.58
20:AT:63:ILE:HG21	20:AT:77:ALA:O	2.03	0.58
1:AA:629:G:H2'	1:AA:630:G:O4'	2.03	0.58
30:BF:155:LEU:HD23	30:BF:186:ILE:HD13	1.83	0.58
25:BA:391:G:H2'	25:BA:391:G:N3	2.18	0.58
16:AP:20:VAL:HG21	16:AP:32:TYR:CD2	2.37	0.58
25:DA:1577:C:H2'	25:DA:1578:U:C6	2.38	0.58
8:CH:89:PRO:CA	8:CH:92:ARG:HH11	2.12	0.58
29:DE:46:ALA:HB2	29:DE:82:ARG:HA	1.85	0.58
25:DA:150:C:H2'	25:DA:151:C:H6	1.66	0.58
25:DA:1280:G:C2'	25:DA:1281:G:H5''	2.32	0.58
6:AF:43:LEU:HB2	6:AF:60:PHE:HB2	1.85	0.58
15:CO:39:LEU:O	15:CO:39:LEU:HD23	2.03	0.58
12:AL:76:GLU:O	12:AL:77:HIS:CB	2.50	0.58
3:CC:119:ARG:NH2	3:CC:140:ARG:HD3	2.18	0.58

Continued on next page...

Continued from previous page...

Atom-1	Atom-2	Interatomic distance (Å)	Clash overlap (Å)
33:BI:60:GLU:HG3	33:BI:61:ARG:N	2.17	0.58
18:CR:86:VAL:C	18:CR:87:ARG:HD3	2.24	0.58
36:DP:14:LYS:C	36:DP:15:ARG:HG3	2.24	0.58
25:BA:2826:A:H2'	25:BA:2827:C:H5'	1.85	0.58
25:BA:1907:G:H2'	25:BA:1908:C:H6	1.67	0.58
25:DA:2772:C:H2'	25:DA:2773:C:H6	1.68	0.58
47:D0:60:PHE:N	47:D0:60:PHE:CD2	2.71	0.58
1:CA:32:A:H2'	1:CA:33:A:C8	2.37	0.58
48:B1:29:GLY:O	48:B1:31:GLY:N	2.36	0.58
25:BA:1930:G:N2	25:BA:1968:G:H2'	2.17	0.58
39:DS:23:ARG:O	39:DS:24:LEU:HB2	2.03	0.58
1:CA:667:G:H4'	15:CO:51:HIS:ND1	2.18	0.58
25:BA:969:U:H2'	25:BA:970:C:C6	2.38	0.58
36:BP:56:SER:O	36:BP:58:THR:N	2.37	0.58
33:BI:93:THR:N	33:BI:96:ASP:HB2	2.19	0.58
34:DN:46:VAL:CG1	34:DN:48:MET:HG2	2.32	0.58
25:DA:481:G:H1'	25:DA:506:G:H21	1.68	0.58
1:CA:948:C:O2'	1:CA:949:A:H5'	2.03	0.58
7:CG:16:LEU:CD1	9:CI:45:ALA:HB2	2.32	0.58
41:BU:88:ILE:HG23	42:BV:47:VAL:CG2	2.33	0.58
42:BV:51:VAL:HG12	42:BV:52:VAL:N	2.19	0.58
1:AA:1315:U:H2'	1:AA:1316:G:C8	2.38	0.58
19:AS:36:ARG:C	19:AS:38:SER:H	2.06	0.58
45:DY:36:ALA:HB1	45:DY:67:LEU:C	2.22	0.58
40:BT:100:TYR:O	40:BT:103:ARG:HG3	2.03	0.58
53:D6:40:CYS:CA	53:D6:46:HIS:CB	2.79	0.58
36:BP:16:ARG:HD3	36:BP:16:ARG:C	2.23	0.58
46:BZ:150:HIS:CB	46:BZ:169:THR:HA	2.06	0.58
2:AB:74:LYS:O	2:AB:76:GLN:N	2.37	0.58
1:AA:1026:G:H3'	1:AA:1027:C:H5'	1.85	0.58
5:AE:41:VAL:O	5:AE:66:MET:HA	2.03	0.58
34:DN:30:ILE:HG22	34:DN:34:LEU:HD22	1.84	0.58
1:AA:390:C:H2'	1:AA:391:G:H8	1.64	0.58
39:DS:98:VAL:O	39:DS:98:VAL:HG13	2.03	0.58
29:BE:9:VAL:CG1	29:BE:25:VAL:HB	2.33	0.58
1:AA:664:G:N2	1:AA:741:G:H1	2.00	0.58
27:BC:26:ALA:O	27:BC:30:VAL:HB	2.03	0.58
25:DA:1565:C:H2'	28:DD:21:PHE:HE1	1.68	0.58
28:DD:65:ILE:O	28:DD:65:ILE:HD13	2.03	0.58
18:AR:82:THR:CG2	18:AR:83:GLU:H	2.13	0.58
32:DH:46:GLU:HG2	32:DH:46:GLU:O	2.02	0.58

Continued on next page...

Continued from previous page...

Atom-1	Atom-2	Interatomic distance (Å)	Clash overlap (Å)
43:BW:61:ASN:N	43:BW:61:ASN:HD22	2.02	0.58
36:DP:80:TYR:CZ	36:DP:111:ARG:HD3	2.39	0.58
6:AF:21:LEU:O	6:AF:24:GLU:HG2	2.03	0.58
6:CF:100:ASN:CB	18:CR:28:GLU:HA	2.32	0.58
1:CA:1162:C:O2'	1:CA:1163:C:H5'	2.04	0.58
12:AL:73:ASN:CG	12:AL:74:LEU:H	2.02	0.58
1:CA:1248:A:C2'	1:CA:1249:C:H5'	2.32	0.58
1:AA:1273:G:H3'	1:AA:1274:G:H8	1.68	0.58
9:CI:23:ASN:HB2	9:CI:25:LYS:HG2	1.84	0.58
38:DR:99:LYS:HZ2	38:DR:99:LYS:HB2	1.67	0.58
30:DF:84:VAL:O	30:DF:86:GLY:N	2.35	0.58
36:DP:47:ASP:HB3	36:DP:48:PRO:CA	2.33	0.58
25:BA:506:G:O2'	25:BA:507:A:OP2	2.19	0.58
1:AA:1227:A:O2'	13:AM:115:LYS:CB	2.50	0.58
33:BI:102:SER:O	33:BI:106:GLY:HA2	2.04	0.58
10:AJ:89:ASP:O	10:AJ:90:LEU:HD12	2.03	0.58
25:DA:380:U:H2'	25:DA:381:G:C8	2.39	0.58
12:AL:78:SER:HB3	12:AL:103:ASP:HB3	1.85	0.58
1:CA:1485:U:O2'	1:CA:1486:G:H5'	2.03	0.58
25:DA:1216:G:O2'	25:DA:1217:C:H5'	2.02	0.58
25:BA:2307:G:H5''	25:BA:2307:G:N3	2.19	0.58
25:BA:1448:G:H21	25:BA:1528(A):A:H2	1.51	0.58
5:AE:150:ARG:HG3	5:AE:150:ARG:HH11	1.67	0.58
17:CQ:59:ILE:CG2	17:CQ:71:PHE:HB3	2.33	0.58
45:DY:101:LYS:HG2	45:DY:102:CYS:N	2.18	0.58
25:BA:1662:C:O2'	25:BA:1663:C:H5'	2.02	0.58
25:BA:1579:A:H2'	25:BA:1580:A:O4'	2.03	0.58
25:BA:397:G:O2'	25:BA:398:G:H5'	2.03	0.58
3:CC:100:ALA:O	3:CC:101:LEU:HB2	2.01	0.58
3:CC:24:ALA:HB1	3:CC:32:LEU:HD12	1.85	0.58
7:AG:15:ASP:O	7:AG:19:GLY:HA2	2.04	0.58
48:D1:86:SER:CB	48:D1:89:GLU:HB2	2.19	0.58
7:CG:115:ARG:HB2	7:CG:118:VAL:HG21	1.85	0.58
2:CB:95:GLN:HE21	2:CB:147:LYS:HG2	1.66	0.58
22:CV:136:PRO:O	22:CV:138:GLY:N	2.35	0.58
30:BF:4:VAL:CA	30:BF:19:GLU:HB3	2.32	0.58
20:AT:75:ASN:O	20:AT:78:ALA:N	2.36	0.58
3:AC:63:ASN:H	3:AC:97:LYS:HZ1	1.49	0.58
1:AA:1128:C:H2'	1:AA:1139:G:O6	2.02	0.58
53:D6:42:TRP:HA	53:D6:42:TRP:HE3	1.66	0.58
25:DA:158:U:H1'	25:DA:159:U:C5'	2.33	0.58

Continued on next page...

Continued from previous page...

Atom-1	Atom-2	Interatomic distance (Å)	Clash overlap (Å)
13:AM:11:ARG:HG2	13:AM:12:ASN:H	1.68	0.58
31:BG:61:ALA:CA	31:BG:64:THR:HG22	2.25	0.58
32:DH:19:VAL:CG1	32:DH:20:ALA:H	2.11	0.58
32:DH:159:GLU:HG3	32:DH:160:LYS:H	1.68	0.58
36:DP:58:THR:C	36:DP:60:MET:N	2.56	0.58
25:BA:2122:U:H3	25:BA:2176:A:H61	1.50	0.58
35:BO:5:GLN:HG3	35:BO:20:MET:HE2	1.86	0.58
40:DT:38:ASN:OD1	40:DT:38:ASN:O	2.21	0.58
3:CC:35:GLU:O	3:CC:39:ILE:HG13	2.03	0.58
3:CC:64:VAL:HG21	3:CC:99:VAL:HG12	1.85	0.58
42:BV:17:GLY:HA2	42:BV:96:ILE:O	2.02	0.58
27:BC:149:ASN:O	27:BC:151:GLY:N	2.37	0.58
1:CA:1321:C:H5''	1:CA:1322:C:H2'	1.84	0.58
33:BI:14:ASP:O	33:BI:15:VAL:O	2.21	0.58
1:AA:394:G:H2'	1:AA:395:C:C6	2.38	0.58
5:CE:75:THR:HG23	5:CE:76:ILE:N	2.17	0.58
31:BG:72:ARG:HH11	31:BG:72:ARG:HG2	1.67	0.58
35:DO:10:VAL:HG22	35:DO:17:ARG:O	2.03	0.58
5:AE:51:VAL:O	5:AE:55:VAL:HG23	2.03	0.58
11:AK:59:TYR:CE2	11:AK:63:LEU:HD11	2.38	0.58
1:AA:1036:G:C3'	1:AA:1037:C:H5'	2.34	0.58
44:BX:41:ASN:HD22	44:BX:41:ASN:N	2.00	0.58
1:CA:878:G:C5'	8:CH:89:PRO:HG2	2.33	0.58
28:DD:172:TYR:CD1	28:DD:186:HIS:HA	2.38	0.58
4:CD:15:GLU:CG	4:CD:63:LYS:HG2	2.33	0.58
31:BG:2:PRO:C	31:BG:4:ASP:H	2.06	0.58
25:DA:628:G:H2'	25:DA:629:G:C8	2.36	0.58
25:BA:807:U:O2'	25:BA:808:G:H5'	2.02	0.58
25:DA:2310:A:O2'	25:DA:2311:A:H5'	2.04	0.58
31:DG:7:LEU:HD22	31:DG:100:TRP:HZ3	1.68	0.58
25:BA:271(P):C:OP1	33:BI:45:LYS:HE3	2.03	0.58
1:CA:152:A:N6	1:CA:170:U:H1'	2.18	0.58
13:AM:114:ARG:O	13:AM:115:LYS:HD3	2.04	0.58
25:DA:1477:A:C2	25:DA:1515:G:C2	2.91	0.58
14:AN:54:PRO:O	14:AN:56:VAL:HG23	2.03	0.58
2:CB:74:LYS:HB2	2:CB:76:GLN:NE2	2.19	0.58
8:AH:40:ALA:HA	8:AH:45:ILE:HG13	1.85	0.58
1:AA:644:G:O2'	1:AA:645:C:H5'	2.04	0.58
44:BX:29:TRP:CE3	44:BX:78:LYS:HB3	2.38	0.58
15:CO:69:TYR:O	15:CO:72:ARG:HB3	2.04	0.58
25:DA:1441:G:O2'	25:DA:1442:G:H5'	2.03	0.58

Continued on next page...

Continued from previous page...

Atom-1	Atom-2	Interatomic distance (Å)	Clash overlap (Å)
25:DA:2052:G:C8	29:DE:141:ILE:HD11	2.38	0.58
25:BA:2273:A:O2'	25:BA:2274:A:H5'	2.02	0.58
3:AC:114:PRO:HD3	3:AC:184:TYR:O	2.02	0.58
46:DZ:11:GLY:HA3	46:DZ:35:LYS:HZ1	1.69	0.58
42:DV:15:GLU:HB3	42:DV:16:PRO:HD2	1.83	0.58
25:BA:615:G:OP2	30:BF:43:LYS:HD3	2.04	0.58
41:BU:66:ASN:HB2	41:BU:76:TYR:HB2	1.84	0.58
1:CA:1157:A:H4'	1:CA:1158:C:O5'	2.04	0.58
49:D2:65:ASN:CB	49:D2:69:ARG:HH22	2.01	0.58
30:DF:18:ARG:O	30:DF:19:GLU:HB3	2.03	0.58
30:DF:57:VAL:HG12	30:DF:59:TYR:HD1	1.67	0.58
32:DH:115:VAL:HG11	32:DH:148:ILE:HD11	1.84	0.58
4:AD:108:LEU:CD1	4:AD:174:LEU:HD13	2.33	0.58
2:AB:127:ILE:O	2:AB:127:ILE:HG22	2.04	0.58
3:CC:64:VAL:CG2	3:CC:99:VAL:HG12	2.33	0.58
46:BZ:78:ARG:HH11	46:BZ:78:ARG:HG3	1.69	0.58
19:CS:31:ILE:HG23	19:CS:31:ILE:O	2.03	0.58
33:BI:40:THR:O	33:BI:44:LEU:HB2	2.04	0.58
2:CB:111:ARG:HE	2:CB:111:ARG:CA	2.12	0.58
40:DT:54:ARG:HG2	40:DT:54:ARG:NH1	2.17	0.58
35:DO:87:ILE:CG2	35:DO:88:ASN:H	2.10	0.58
25:BA:848:G:N9	25:BA:933:A:H8	2.02	0.58
1:AA:1038:C:H2'	1:AA:1039:C:C2	2.39	0.58
25:BA:1718:G:H8	25:BA:1718:G:H5'	1.69	0.58
28:DD:146:GLU:HG2	28:DD:152:GLY:C	2.24	0.58
1:CA:848:C:H2'	1:CA:849:C:C6	2.39	0.58
25:DA:1528(A):A:C8	25:DA:1529:G:C8	2.91	0.58
37:DQ:58:PHE:CZ	37:DQ:106:VAL:HG11	2.37	0.58
1:CA:1268:A:H2'	1:CA:1269:A:C8	2.38	0.58
22:AV:172:LYS:HB2	22:AV:181:VAL:CG2	2.34	0.58
43:BW:110:LYS:HG3	43:BW:111:HIS:ND1	2.18	0.58
25:DA:225:A:C2'	25:DA:226:G:H5'	2.33	0.58
49:D2:38:GLN:OE1	49:D2:44:LEU:HD12	2.04	0.58
25:BA:620:G:H4'	25:BA:621:A:H5'	1.85	0.58
38:DR:54:LEU:HD23	38:DR:66:VAL:CG2	2.32	0.58
34:BN:58:ASP:O	34:BN:59:LYS:C	2.41	0.58
1:AA:334:C:H2'	1:AA:335:C:H6	1.68	0.58
25:DA:419:C:H2'	25:DA:420:C:H6	1.68	0.58
1:AA:284:G:O2'	1:AA:285:G:H5'	2.03	0.58
25:BA:1819:A:H5''	28:BD:161:THR:HG21	1.84	0.58
49:D2:25:VAL:O	49:D2:28:LYS:HB2	2.03	0.58

Continued on next page...

Continued from previous page...

Atom-1	Atom-2	Interatomic distance (Å)	Clash overlap (Å)
1:AA:8:A:N7	4:AD:208:SER:HB2	2.18	0.58
1:CA:19:C:O2'	1:CA:20:U:H5'	2.04	0.58
28:DD:175:LEU:HD12	28:DD:185:VAL:CG2	2.33	0.58
25:DA:1445(A):C:H2'	25:DA:1446:C:C6	2.39	0.58
10:CJ:97:GLU:OE2	10:CJ:97:GLU:HA	2.02	0.58
4:AD:114:ARG:HG3	4:AD:114:ARG:HH11	1.67	0.58
52:D5:40:LYS:HD2	52:D5:41:PRO:O	2.03	0.58
25:BA:197:A:H62	25:BA:2430:A:H2'	1.67	0.58
33:BI:116:LEU:C	33:BI:117:GLU:HG2	2.24	0.58
9:AI:74:ILE:O	9:AI:74:ILE:HG22	2.03	0.58
2:CB:166:ASP:HB3	2:CB:170:GLU:OE1	2.03	0.58
50:D3:54:VAL:HG12	50:D3:55:ARG:N	2.18	0.58
42:DV:25:LEU:H	42:DV:92:THR:HG21	1.69	0.58
1:AA:1319:A:H2'	1:AA:1323:G:C8	2.39	0.58
30:DF:125:LEU:HD11	30:DF:199:TRP:CD1	2.39	0.58
30:DF:114:VAL:HG21	30:DF:202:PHE:CE2	2.38	0.58
10:AJ:32:ALA:N	10:AJ:76:ASN:HB2	2.18	0.58
25:DA:1111:A:H2'	25:DA:1112:G:O4'	2.03	0.58
25:DA:172:C:H2'	25:DA:173:G:H8	1.69	0.58
25:DA:2680:C:H2'	25:DA:2681:C:O2	2.03	0.58
32:DH:20:ALA:HB1	32:DH:21:PRO:HD2	1.86	0.58
40:BT:28:VAL:O	40:BT:29:ARG:CG	2.52	0.58
29:DE:111:ARG:C	38:DR:2:ARG:HB2	2.24	0.58
22:CV:6:ASP:HA	22:CV:8:ARG:HH11	1.67	0.58
3:CC:16:ARG:HH11	3:CC:16:ARG:CB	2.12	0.58
46:DZ:142:GLY:C	46:DZ:143:LEU:HD22	2.23	0.58
25:DA:71:A:C8	25:DA:71:A:H5'	2.36	0.58
30:DF:157:VAL:O	30:DF:158:THR:HB	2.03	0.58
25:DA:2091:U:H1'	48:D1:47:GLN:NE2	2.19	0.58
3:AC:134:ILE:HD12	3:AC:151:VAL:HB	1.85	0.58
3:AC:134:ILE:HD11	3:AC:153:VAL:HG21	1.85	0.58
39:DS:97:ARG:CZ	39:DS:98:VAL:HA	2.33	0.58
6:CF:77:ARG:HB3	6:CF:77:ARG:NH1	2.18	0.58
6:CF:86:ARG:O	6:CF:87:ARG:CB	2.52	0.58
1:CA:189(J):G:O2'	1:CA:189(K):U:H5'	2.04	0.58
10:CJ:78:ASN:OD1	10:CJ:81:THR:HG23	2.02	0.58
26:DB:69:G:O2'	26:DB:70:C:H5'	2.04	0.58
1:AA:939:G:C5'	7:AG:102:ARG:HH22	2.13	0.58
26:BB:40:U:H1'	26:BB:45:A:N6	2.18	0.58
18:CR:58:LEU:HB3	18:CR:62:GLU:HB2	1.85	0.58
26:DB:88:C:C4	26:DB:89:G:C6	2.91	0.58

Continued on next page...

Continued from previous page...

Atom-1	Atom-2	Interatomic distance (Å)	Clash overlap (Å)
40:BT:78:LEU:C	40:BT:79:HIS:ND1	2.57	0.58
55:B8:22:VAL:O	55:B8:49:VAL:HG23	2.04	0.58
32:BH:54:ARG:HB3	32:BH:65:HIS:CD2	2.38	0.58
54:D7:21:ARG:HG2	54:D7:21:ARG:NH1	2.19	0.58
40:BT:92:GLY:C	40:BT:94:ALA:N	2.53	0.58
38:BR:74:LYS:HE2	38:BR:77:ARG:HH21	1.66	0.58
1:AA:1016:A:H2'	1:AA:1017:G:O4'	2.04	0.58
25:BA:2850:A:OP2	25:BA:2866:U:C5	2.53	0.58
34:BN:4:TYR:H	41:BU:64:ARG:HH22	1.51	0.58
4:CD:33:MET:CE	4:CD:37:PRO:HA	2.33	0.58
25:BA:2683:C:P	40:BT:53:ARG:HH22	2.26	0.58
49:D2:38:GLN:HB3	49:D2:44:LEU:HD12	1.85	0.58
25:BA:826:U:H2'	25:BA:828:U:O4'	2.03	0.58
5:CE:94:ALA:CB	5:CE:98:THR:HG21	2.33	0.58
1:CA:1079:G:H2'	1:CA:1080:A:C8	2.37	0.58
25:BA:943:U:OP2	36:BP:38:GLN:CD	2.42	0.58
37:DQ:116:GLU:O	37:DQ:119:ARG:N	2.37	0.58
25:DA:1405:U:H2'	25:DA:1406:U:C6	2.38	0.58
27:DC:82:GLU:CD	27:DC:82:GLU:H	2.07	0.58
25:BA:2526:G:H5'	25:BA:2742:C:O2'	2.02	0.58
7:AG:155:ARG:O	7:AG:156:TRP:HD1	1.85	0.58
30:DF:188:ARG:HG3	36:DP:7:ARG:HH12	1.68	0.58
32:BH:22:GLY:C	32:BH:23:ARG:HD3	2.23	0.58
9:AI:46:ALA:HB1	9:AI:77:ILE:CG2	2.34	0.58
25:BA:159:U:C3'	25:BA:160:U:H5'	2.33	0.58
37:DQ:27:VAL:HG23	37:DQ:137:TYR:HE2	1.69	0.58
2:CB:24:TRP:HZ3	2:CB:29:ALA:HB2	1.67	0.58
1:CA:1139:G:H4'	1:CA:1140:C:C6	2.38	0.58
25:DA:1923:U:H2'	25:DA:1924:C:C6	2.33	0.58
25:BA:1902:C:C5'	28:BD:246:PRO:HD3	2.34	0.58
1:AA:1070:U:H2'	1:AA:1071:C:H6	1.67	0.58
50:D3:26:LEU:HD21	50:D3:46:ASN:HB2	1.85	0.58
13:AM:3:ARG:NH2	31:BG:139:LEU:HD12	2.18	0.58
25:BA:2799:C:H5''	25:BA:2802:G:O6	2.02	0.58
55:B8:33:ASN:O	55:B8:34:TRP:CB	2.49	0.58
25:BA:479:A:C4'	25:BA:480:A:H5'	2.34	0.58
8:CH:38:ILE:HD11	8:CH:118:VAL:O	2.04	0.58
1:CA:1300:G:HO2'	1:CA:1301:U:H6	1.51	0.58
13:AM:23:TYR:CE1	13:AM:71:ARG:HA	2.39	0.58
35:BO:64:ARG:NH2	35:BO:99:PHE:O	2.37	0.58
4:AD:58:LEU:HD22	4:AD:59:ARG:NH1	2.19	0.58

Continued on next page...

Continued from previous page...

Atom-1	Atom-2	Interatomic distance (Å)	Clash overlap (Å)
22:CV:6:ASP:HA	22:CV:8:ARG:HH12	1.65	0.58
3:CC:43:LEU:HD11	3:CC:91:LEU:CD2	2.33	0.58
46:DZ:149:LEU:CD1	46:DZ:149:LEU:H	2.11	0.58
25:DA:2839:G:H5'	38:DR:46:GLY:HA2	1.86	0.58
15:CO:5:LYS:O	15:CO:9:GLN:HG2	2.04	0.58
40:DT:8:LYS:HA	40:DT:11:GLU:OE2	2.03	0.58
33:BI:52:ARG:HG3	33:BI:53:ALA:N	2.18	0.58
17:CQ:76:LEU:HD11	17:CQ:78:GLU:O	2.03	0.58
25:DA:1590:U:H2'	25:DA:1591:G:H5'	1.86	0.58
27:BC:63:VAL:O	27:BC:161:ARG:HA	2.04	0.58
1:CA:1457:G:H2'	1:CA:1458:G:C8	2.38	0.58
25:DA:2472:G:H5''	25:DA:2473:U:H5''	1.85	0.58
3:AC:25:GLY:C	3:AC:27:LYS:H	2.07	0.58
38:BR:53:HIS:HD2	38:BR:94:TYR:OH	1.87	0.58
1:AA:1442(A):G:N7	40:BT:118:ARG:HD2	2.19	0.58
3:AC:48:TYR:HA	3:AC:52:LEU:CD2	2.31	0.58
1:CA:436:C:H2'	1:CA:437:U:C6	2.39	0.58
25:BA:649:G:H2'	25:BA:650:C:H6	1.67	0.58
1:CA:1273:G:H3'	1:CA:1274:G:C8	2.39	0.58
50:B3:54:VAL:HG12	50:B3:55:ARG:N	2.19	0.58
25:BA:1666:G:C2'	25:BA:1667:G:H5'	2.34	0.58
25:BA:2348:U:H2'	25:BA:2349:G:H5'	1.85	0.58
25:DA:642:G:H21	25:DA:646:A:H2	1.50	0.58
5:CE:96:PRO:HA	5:CE:117:ASP:CG	2.23	0.58
1:CA:1190:G:OP1	3:CC:4:LYS:HA	2.04	0.58
1:CA:1191:A:OP1	3:CC:3:ASN:ND2	2.35	0.58
25:BA:1358:G:O2'	25:BA:1359:A:H5''	2.04	0.58
6:AF:99:ALA:HB2	18:AR:31:LEU:HD22	1.85	0.58
41:BU:12:ARG:HA	41:BU:15:LYS:HD2	1.85	0.58
3:CC:164:ARG:HG2	3:CC:165:THR:H	1.68	0.58
20:AT:56:MET:SD	20:AT:85:MET:HB3	2.44	0.58
1:AA:1406:U:O2'	1:AA:1407:C:H5'	2.04	0.58
25:DA:370:G:H4'	25:DA:371:A:OP2	2.02	0.58
48:D1:23:LYS:HE2	48:D1:28:GLY:HA3	1.85	0.58
25:BA:982:C:H6	25:BA:982:C:O5'	1.85	0.58
25:BA:2095:C:H2'	25:BA:2096:U:O4'	2.03	0.58
33:BI:25:TYR:O	33:BI:29:TYR:HB3	2.04	0.58
33:DI:126:TYR:O	33:DI:140:LEU:N	2.37	0.58
39:BS:30:ARG:HB3	39:BS:89:ARG:NH2	2.18	0.58
3:AC:8:ILE:HG22	3:AC:9:GLY:N	2.17	0.58
32:BH:6:ARG:C	32:BH:8:PRO:HD3	2.24	0.58

Continued on next page...

Continued from previous page...

Atom-1	Atom-2	Interatomic distance (Å)	Clash overlap (Å)
42:DV:2:PHE:CB	42:DV:42:GLY:N	2.67	0.58
44:DX:7:VAL:HG11	44:DX:39:ILE:HA	1.84	0.58
7:CG:47:CYS:HA	7:CG:50:ILE:HB	1.83	0.58
1:CA:1292:U:H5'	9:CI:38:GLN:NE2	2.18	0.58
21:CU:10:ARG:O	21:CU:13:ILE:HB	2.03	0.58
31:DG:107:LEU:HD11	31:DG:178:PHE:CE1	2.38	0.58
31:DG:180:PHE:C	31:DG:182:LYS:N	2.57	0.58
29:DE:34:VAL:CG2	29:DE:48:GLN:HE21	2.11	0.58
30:DF:110:LEU:HD21	30:DF:181:LEU:HD23	1.84	0.58
30:DF:22:ALA:O	30:DF:26:ALA:HB2	2.03	0.58
25:DA:1669:A:H5''	35:DO:5:GLN:HE21	1.68	0.58
25:BA:1853:A:H2'	25:BA:1854:A:C8	2.38	0.58
25:BA:542:C:HO2'	25:BA:543:C:H5'	1.63	0.58
32:DH:159:GLU:CG	32:DH:160:LYS:N	2.65	0.58
20:CT:16:HIS:O	20:CT:19:SER:HB3	2.04	0.58
4:AD:53:ASP:O	4:AD:57:ARG:NH1	2.37	0.58
9:CI:114:TYR:CE1	10:CJ:60:ARG:N	2.72	0.58
9:CI:26:VAL:CG2	9:CI:61:ALA:HB3	2.29	0.58
40:DT:93:ARG:NH1	40:DT:95:ARG:HD3	2.19	0.58
1:AA:973:G:C1'	10:AJ:55:LYS:HE2	2.34	0.58
14:AN:26:ARG:CD	14:AN:43:CYS:SG	2.92	0.58
1:CA:1322:C:H5''	13:CM:100:GLY:CA	2.34	0.58
36:DP:99:LEU:HG	36:DP:102:ARG:HH11	1.69	0.58
30:DF:164:ARG:HG2	30:DF:164:ARG:HH11	1.69	0.58
27:DC:130:ARG:HG2	27:DC:130:ARG:HH11	1.67	0.58
25:DA:882:G:H2'	25:DA:883:G:C8	2.38	0.58
12:CL:24:LEU:C	12:CL:26:GLY:H	2.06	0.58
1:AA:321:A:H2'	1:AA:322:C:C6	2.38	0.58
1:AA:942:G:H21	9:AI:124:GLN:NE2	1.99	0.58
43:DW:50:VAL:HG13	43:DW:105:VAL:HG21	1.84	0.58
9:AI:21:PRO:HA	9:AI:58:HIS:O	2.03	0.58
9:AI:4:TYR:HB2	9:AI:19:LEU:HB2	1.85	0.58
25:BA:2159:G:H2'	25:BA:2160:G:O4'	2.04	0.58
6:AF:37:VAL:HG12	6:AF:38:GLU:N	2.19	0.58
6:AF:46:ARG:NH1	18:AR:37:VAL:HG11	2.19	0.58
4:CD:33:MET:HE1	4:CD:37:PRO:HA	1.84	0.58
25:DA:942:G:C2'	25:DA:943:U:H5'	2.34	0.58
4:AD:154:ASN:O	4:AD:159:ARG:HG2	2.02	0.58
25:BA:2065:C:H2'	25:BA:2066:C:H6	1.69	0.58
5:AE:152:ARG:HG2	8:AH:43:GLY:HA3	1.84	0.58
39:BS:38:GLN:HB2	39:BS:47:THR:CG2	2.33	0.58

Continued on next page...

Continued from previous page...

Atom-1	Atom-2	Interatomic distance (Å)	Clash overlap (Å)
25:BA:1864:U:H2'	25:BA:1865:G:H5'	1.85	0.58
9:AI:106:ALA:O	9:AI:108:VAL:HG13	2.03	0.58
25:DA:467:G:OP1	54:D7:33:ARG:HD2	2.03	0.58
31:DG:38:VAL:HG22	31:DG:93:THR:HG23	1.84	0.58
25:DA:2567:G:H2'	25:DA:2568:C:C6	2.39	0.58
22:AV:42:LYS:HG2	22:AV:49:THR:HG22	1.84	0.58
12:CL:54:LYS:HG2	12:CL:64:THR:HG22	1.86	0.58
25:DA:1468:C:H2'	25:DA:1469:A:H8	1.68	0.58
18:AR:30:ASP:C	18:AR:32:ARG:H	2.07	0.58
26:DB:40:U:HO2'	26:DB:43:C:H5	1.52	0.58
39:BS:33:LYS:C	39:BS:34:HIS:CD2	2.77	0.58
39:BS:97:ARG:C	39:BS:97:ARG:NE	2.57	0.58
25:DA:1899:G:H21	25:DA:1902:C:H5	1.52	0.58
32:BH:9:ILE:HG21	32:BH:49:VAL:HG21	1.84	0.58
25:BA:154:G:C6	25:BA:154(A):C:N4	2.71	0.58
46:DZ:101:LEU:HD11	46:DZ:123:ILE:HG22	1.86	0.58
25:DA:910:A:C6	25:DA:911:A:C6	2.91	0.58
19:CS:67:VAL:HG12	19:CS:68:GLY:N	2.18	0.58
1:CA:1347:G:H21	1:CA:1373:G:H2'	1.68	0.58
41:BU:93:LYS:HA	41:BU:96:ALA:CB	2.33	0.58
25:DA:278:A:C8	25:DA:278:A:O5'	2.57	0.58
31:BG:68:PRO:HB2	31:BG:90:LEU:CD2	2.33	0.58
25:BA:543:C:H6	25:BA:543:C:O5'	1.86	0.58
28:BD:26:LYS:O	28:BD:27:THR:HB	2.03	0.58
2:AB:74:LYS:HE3	2:AB:166:ASP:CB	2.34	0.58
8:CH:137:VAL:HG12	8:CH:138:TRP:N	2.19	0.58
25:DA:274:G:H1	25:DA:363:G:N2	2.02	0.58
13:AM:15:VAL:CG2	13:AM:34:LEU:HD11	2.33	0.58
36:BP:65:ARG:NH2	55:B8:46:ARG:HH22	2.02	0.58
3:CC:147:LYS:HB2	3:CC:203:PHE:O	2.03	0.58
3:CC:207:VAL:HG12	3:CC:207:VAL:O	2.04	0.58
1:CA:973:G:H1'	10:CJ:55:LYS:CE	2.33	0.58
49:D2:46:GLN:O	49:D2:49:LYS:HB2	2.04	0.58
25:BA:1022:G:N2	25:BA:1142(A):A:H2	1.93	0.58
1:CA:1221:G:OP1	19:CS:36:ARG:HD3	2.03	0.58
1:CA:955:U:H2'	1:CA:956:U:O4'	2.04	0.58
47:D0:52:GLY:O	47:D0:59:LEU:HD23	2.02	0.58
25:BA:591:C:O2	55:B8:2:PRO:HA	2.03	0.58
25:DA:1524:G:H2'	25:DA:1525:G:H8	1.69	0.58
25:BA:528:A:H2	25:BA:2043:C:C5'	2.15	0.58
25:DA:309:G:O3'	45:DY:18:GLY:HA2	2.03	0.58

Continued on next page...

Continued from previous page...

Atom-1	Atom-2	Interatomic distance (Å)	Clash overlap (Å)
25:DA:573:G:O2'	25:DA:574:C:H3'	2.04	0.58
1:CA:628:G:H2'	1:CA:629:G:C8	2.39	0.58
17:AQ:90:ILE:HG22	17:AQ:94:ASN:HD21	1.68	0.58
25:BA:389:G:N1	36:BP:71:VAL:HG12	2.18	0.58
25:BA:874:G:O2'	25:BA:875:G:H5'	2.04	0.58
6:CF:3:ARG:HH12	6:CF:38:GLU:CD	2.07	0.58
31:BG:180:PHE:O	31:BG:182:LYS:N	2.37	0.58
25:DA:651:G:N2	25:DA:652:C:C4	2.72	0.58
25:BA:1712:C:C2'	25:BA:1713:U:H5'	2.34	0.58
1:CA:296:U:H2'	1:CA:297:G:C8	2.38	0.58
1:CA:55:A:C6	1:CA:56:U:C2	2.91	0.58
29:BE:92:THR:O	29:BE:95:ILE:HD13	2.03	0.58
1:AA:895:G:H2'	1:AA:896:C:H6	1.68	0.58
1:CA:1471:G:O2'	1:CA:1472:U:H5'	2.04	0.58
1:AA:692:U:H2'	1:AA:694:A:OP2	2.04	0.58
25:DA:254:G:O6	55:D8:5:LYS:HG2	2.04	0.58
35:BO:10:VAL:HG21	35:BO:16:ALA:C	2.24	0.58
48:B1:3:LYS:HG3	48:B1:4:VAL:H	1.68	0.58
25:BA:1860:G:O2'	25:BA:1861:G:H5'	2.04	0.58
27:BC:54:ARG:HH11	27:BC:54:ARG:HG2	1.67	0.58
20:AT:74:LYS:H	20:AT:74:LYS:HD3	1.68	0.58
25:DA:1786:A:C2	25:DA:2606:C:H1'	2.38	0.58
3:CC:73:PRO:C	3:CC:75:VAL:H	2.07	0.58
25:BA:2376:A:N6	39:BS:92:TYR:HE2	2.01	0.58
7:AG:44:TYR:HE1	9:AI:41:VAL:HG11	1.68	0.58
9:AI:78:LYS:HE3	9:AI:101:PHE:HE2	1.69	0.58
25:BA:172:C:H2'	25:BA:172:C:O2	2.04	0.58
46:DZ:125:VAL:HG12	46:DZ:162:LEU:HA	1.86	0.58
50:D3:36:VAL:HG23	50:D3:36:VAL:O	2.03	0.58
25:DA:1018:C:H2'	25:DA:1019:U:C6	2.31	0.58
25:DA:997:G:H5'	41:DU:93:LYS:NZ	2.18	0.58
46:DZ:78:ARG:O	46:DZ:79:ARG:HB2	2.03	0.58
25:BA:1106:G:H2'	25:BA:1107:G:C8	2.38	0.58
20:AT:42:GLN:HE21	20:AT:43:LEU:HA	1.69	0.58
31:DG:56:ALA:HB2	31:DG:153:ARG:NH1	2.19	0.58
3:AC:88:ARG:HA	3:AC:91:LEU:HD12	1.86	0.58
13:AM:11:ARG:HG2	13:AM:12:ASN:N	2.18	0.58
13:AM:97:PRO:CA	13:AM:110:ARG:HD3	2.34	0.58
35:BO:4:PRO:O	35:BO:5:GLN:HB2	2.03	0.58
2:AB:131:PRO:O	2:AB:135:GLN:HB2	2.03	0.58
25:DA:271(S):G:C3'	25:DA:271(T):C:H5''	2.33	0.58

Continued on next page...

Continued from previous page...

Atom-1	Atom-2	Interatomic distance (Å)	Clash overlap (Å)
10:AJ:50:ILE:CD1	10:AJ:50:ILE:H	2.15	0.58
14:AN:24:CYS:H	14:AN:33:VAL:CG1	2.16	0.58
25:DA:1310:G:C2'	25:DA:1311:G:H5'	2.34	0.58
30:DF:133:ASN:HA	30:DF:162:LEU:HD23	1.86	0.58
25:BA:2308:G:N2	31:BG:79:ASN:HB2	2.17	0.58
5:CE:91:LEU:HD12	5:CE:120:THR:HG22	1.86	0.58
25:BA:626:U:C5'	25:BA:627:A:H5'	2.32	0.58
25:BA:628:G:H2'	25:BA:629:G:C8	2.39	0.58
25:BA:528:A:C8	25:BA:528:A:C3'	2.86	0.58
5:CE:26:PHE:O	5:CE:27:ARG:HB2	2.03	0.58
23:AW:3:C:H2'	23:AW:4:G:H8	1.69	0.58
53:B6:33:LYS:HA	53:B6:33:LYS:HE2	1.85	0.58
7:AG:149:ARG:HD3	11:AK:59:TYR:CZ	2.39	0.58
30:DF:53:THR:HG22	30:DF:56:GLU:OE2	2.03	0.58
25:BA:1718:G:O2'	25:BA:1719:G:H5'	2.04	0.58
6:CF:14:LEU:HB3	6:CF:18:GLN:HE21	1.69	0.58
6:CF:100:ASN:N	18:CR:23:LYS:HZ2	2.01	0.58
31:BG:111:LEU:HA	31:BG:114:ILE:HD11	1.84	0.58
29:BE:23:VAL:HA	29:BE:184:VAL:O	2.04	0.58
1:CA:1313:U:OP2	19:CS:6:LYS:HB3	2.04	0.58
5:CE:11:ILE:O	5:CE:12:LEU:O	2.21	0.58
25:DA:2200:C:OP1	48:D1:50:ARG:HG3	2.03	0.58
1:AA:255:G:H2'	1:AA:256:U:C6	2.39	0.58
1:CA:676:A:H1'	11:CK:115:PRO:HB3	1.85	0.58
29:DE:105:THR:HB	29:DE:197:ILE:CG2	2.33	0.58
23:AW:61:C:H2'	23:AW:62:C:H6	1.68	0.58
1:AA:1410:G:H2'	1:AA:1411:C:C6	2.39	0.58
35:BO:87:ILE:HG22	35:BO:88:ASN:O	2.04	0.58
1:CA:1327:C:H2'	1:CA:1328:C:C6	2.39	0.58
7:AG:6:ARG:NH2	7:AG:94:ARG:NH2	2.51	0.58
25:DA:960:A:C4'	25:DA:2457:U:H4'	2.34	0.58
1:AA:336:C:H2'	1:AA:337:C:H6	1.69	0.58
37:BQ:35:VAL:HG23	37:BQ:100:GLY:O	2.04	0.58
25:BA:2771:C:H2'	25:BA:2772:C:C6	2.38	0.58
25:DA:2290:G:O2'	25:DA:2381:C:H1'	2.04	0.58
25:DA:2009:G:C2'	25:DA:2010:G:H5'	2.34	0.58
47:D0:29:GLN:O	47:D0:31:VAL:HG13	2.04	0.58
41:DU:14:HIS:C	41:DU:16:LYS:N	2.57	0.58
13:AM:4:ILE:HG22	13:AM:5:ALA:H	1.69	0.58
1:AA:233:C:O2'	1:AA:234:C:H5'	2.03	0.58
1:CA:312:C:H2'	1:CA:313:A:H8	1.68	0.58

Continued on next page...

Continued from previous page...

Atom-1	Atom-2	Interatomic distance (Å)	Clash overlap (Å)
4:AD:188:LEU:N	4:AD:188:LEU:HD23	2.19	0.58
26:BB:1:U:H2'	26:BB:1:U:O2	2.04	0.58
26:DB:59:A:H2'	26:DB:60:C:C6	2.38	0.58
1:AA:1360:A:H2'	1:AA:1361:G:O4'	2.03	0.58
39:BS:61:ASN:HD22	39:BS:61:ASN:C	2.06	0.57
2:CB:204:ASN:HD22	2:CB:206:ASP:H	1.50	0.57
41:DU:61:TRP:O	41:DU:63:VAL:N	2.37	0.57
41:DU:92:ARG:HD2	41:DU:95:LEU:N	2.19	0.57
1:CA:1288:A:H1'	1:CA:1352:C:O2'	2.03	0.57
2:CB:131:PRO:O	2:CB:135:GLN:HG3	2.04	0.57
22:CV:171:ILE:HG13	22:CV:180:TYR:HD1	1.69	0.57
45:DY:9:LYS:O	45:DY:28:LYS:NZ	2.32	0.57
3:AC:36:ASP:HA	3:AC:39:ILE:HD12	1.85	0.57
28:BD:24:ILE:HG12	28:BD:25:THR:N	2.19	0.57
28:BD:31:LYS:HE3	28:BD:94:LEU:HD11	1.84	0.57
4:AD:187:ARG:HH12	4:AD:189:PRO:HA	1.69	0.57
3:CC:59:ARG:HG2	3:CC:64:VAL:HG12	1.86	0.57
34:DN:118:LYS:C	34:DN:120:LEU:H	2.07	0.57
25:DA:2839:G:H5'	38:DR:46:GLY:CA	2.34	0.57
31:BG:47:LYS:N	31:BG:51:ARG:HG3	2.19	0.57
46:BZ:177:GLU:C	46:BZ:178:ASP:CG	2.62	0.57
33:BI:4:ILE:HG12	33:BI:18:VAL:HG22	1.86	0.57
31:DG:47:LYS:N	31:DG:51:ARG:HG3	2.19	0.57
39:DS:56:LEU:O	39:DS:57:LYS:HB3	2.04	0.57
39:DS:20:ARG:NH1	39:DS:20:ARG:HG2	2.18	0.57
32:BH:89:ILE:HD11	32:BH:129:THR:CB	2.27	0.57
25:DA:310:A:P	45:DY:18:GLY:HA2	2.44	0.57
25:BA:2701:C:C3'	25:BA:2702:U:C5'	2.80	0.57
6:AF:49:ALA:HB1	18:AR:80:PRO:HB3	1.86	0.57
1:AA:445:G:H2'	1:AA:446:G:H8	1.69	0.57
16:CP:22:THR:HA	16:CP:33:ILE:CG1	2.34	0.57
31:BG:16:ARG:CZ	31:BG:31:VAL:HG13	2.34	0.57
6:AF:30:LEU:HD23	6:AF:75:LEU:HD11	1.86	0.57
12:AL:24:LEU:HD22	12:AL:24:LEU:N	2.19	0.57
4:AD:122:ARG:O	4:AD:124:GLY:N	2.36	0.57
37:BQ:42:ILE:CG2	37:BQ:47:ILE:HG13	2.34	0.57
38:BR:77:ARG:HG3	38:BR:77:ARG:HH11	1.68	0.57
1:CA:1408:A:H2'	1:CA:1409:C:C6	2.39	0.57
27:BC:7:ARG:HD3	27:BC:8:TYR:N	2.19	0.57
34:BN:4:TYR:CG	41:BU:100:VAL:HG11	2.38	0.57
25:BA:1711:C:O2'	25:BA:1712:C:H5'	2.03	0.57

Continued on next page...

Continued from previous page...

Atom-1	Atom-2	Interatomic distance (Å)	Clash overlap (Å)
32:BH:41:MET:O	32:BH:42:ARG:O	2.22	0.57
25:DA:1925:C:O2'	25:DA:1926:U:H5'	2.04	0.57
25:BA:75:G:H4'	49:B2:55:ARG:NH1	2.19	0.57
13:CM:33:ALA:HB2	13:CM:64:TRP:HZ2	1.68	0.57
1:AA:1509:C:O2'	1:AA:1510:U:H5'	2.04	0.57
25:BA:2558:C:C4	25:BA:2559:C:C5	2.92	0.57
1:CA:16:A:N1	1:CA:919:A:H2	2.01	0.57
27:DC:193:PHE:CE2	27:DC:197:LEU:HD22	2.38	0.57
5:CE:32:VAL:HG12	5:CE:33:VAL:N	2.19	0.57
25:DA:500:G:N1	25:DA:503:A:OP2	2.37	0.57
25:BA:699:A:H4'	25:BA:1634:A:N7	2.18	0.57
25:BA:2626:C:O2'	25:BA:2627:G:H5'	2.04	0.57
1:CA:39:G:O2'	1:CA:40:C:H5'	2.03	0.57
44:DX:73:ARG:HB3	44:DX:74:PRO:HD2	1.86	0.57
25:DA:272:G:N3	25:DA:272(B):G:H1'	2.19	0.57
25:DA:378:C:O2'	25:DA:379:G:H5'	2.04	0.57
33:BI:93:THR:H	33:BI:96:ASP:HB2	1.69	0.57
7:AG:44:TYR:CE1	9:AI:41:VAL:HG11	2.39	0.57
9:AI:46:ALA:HB1	9:AI:77:ILE:HG21	1.86	0.57
2:CB:48:MET:O	2:CB:51:LEU:HB2	2.04	0.57
25:DA:1160:G:H2'	25:DA:1161:C:C6	2.39	0.57
41:DU:90:VAL:O	41:DU:92:ARG:N	2.32	0.57
44:DX:47:PHE:HE2	44:DX:91:ALA:HB3	1.68	0.57
25:BA:1576:U:H2'	25:BA:1577:C:C6	2.39	0.57
25:BA:1109:C:C6	25:BA:1110:G:H1'	2.39	0.57
7:CG:57:GLU:HG3	7:CG:60:LYS:HB3	1.86	0.57
1:CA:1231:G:H5''	9:CI:128:ARG:HG3	1.86	0.57
1:AA:1128:C:N4	1:AA:1139:G:H2'	2.19	0.57
13:AM:2:ALA:O	13:AM:10:PRO:HD2	2.03	0.57
25:DA:2422:A:H4'	25:DA:2423:U:OP1	2.03	0.57
40:BT:85:LYS:NZ	40:BT:85:LYS:CA	2.67	0.57
25:BA:2481:G:HO2'	25:BA:2482:G:P	2.26	0.57
35:BO:8:LEU:HB2	35:BO:19:ILE:HG13	1.85	0.57
25:BA:655:A:OP2	25:BA:655:A:H3'	2.04	0.57
10:AJ:67:THR:HG22	10:AJ:67:THR:O	2.04	0.57
14:CN:24:CYS:SG	14:CN:24:CYS:O	2.61	0.57
28:DD:159:ALA:CB	28:DD:198:ASN:HB3	2.33	0.57
40:DT:23:ARG:O	40:DT:25:GLY:N	2.37	0.57
2:CB:121:LEU:HD23	2:CB:121:LEU:C	2.25	0.57
15:AO:82:ILE:HG23	15:AO:83:GLU:N	2.18	0.57
25:DA:1589:C:H2'	25:DA:1590:U:H6	1.69	0.57

Continued on next page...

Continued from previous page...

Atom-1	Atom-2	Interatomic distance (Å)	Clash overlap (Å)
39:DS:56:LEU:O	39:DS:57:LYS:CB	2.52	0.57
47:B0:25:TYR:O	47:B0:28:GLN:HG3	2.04	0.57
25:BA:1190:G:H5''	36:BP:35:HIS:CA	2.34	0.57
36:BP:25:SER:C	36:BP:27:HIS:H	2.06	0.57
5:CE:144:THR:O	5:CE:147:ASP:OD2	2.22	0.57
25:DA:2124:G:H5'	27:DC:175:PRO:HD3	1.85	0.57
15:AO:49:ASP:OD1	15:AO:52:SER:HB2	2.05	0.57
1:CA:628:G:H2'	1:CA:629:G:H8	1.69	0.57
11:AK:80:VAL:HG11	11:AK:103:LEU:HD12	1.85	0.57
34:DN:74:ARG:HH22	34:DN:85:ILE:HD11	1.69	0.57
33:DI:10:GLU:CD	33:DI:11:ASN:N	2.57	0.57
36:BP:71:VAL:CG1	36:BP:72:PRO:HD3	2.34	0.57
46:DZ:174:VAL:HG23	46:DZ:175:PRO:O	2.04	0.57
4:CD:15:GLU:HG3	4:CD:63:LYS:HG2	1.85	0.57
22:AV:84:ASP:OD2	22:AV:86:GLU:HB3	2.04	0.57
2:AB:178:ARG:O	8:AH:72:PRO:HD3	2.04	0.57
36:DP:133:SER:O	36:DP:136:GLU:N	2.28	0.57
1:AA:598:U:H4'	8:AH:94:TYR:CD2	2.39	0.57
32:BH:103:LEU:HG	32:BH:105:LEU:CD2	2.34	0.57
1:CA:601:C:H2'	1:CA:602:A:C8	2.39	0.57
25:DA:614(B):G:H1'	30:DF:44:ARG:HD2	1.86	0.57
27:DC:149:ASN:O	27:DC:152:GLU:HG3	2.04	0.57
8:CH:86:ILE:HG21	8:CH:133:LEU:HD22	1.86	0.57
38:DR:37:THR:HG21	38:DR:40:LYS:HE3	1.86	0.57
1:AA:693:G:H1'	7:AG:82:GLY:HA3	1.86	0.57
1:AA:1468:A:H2'	1:AA:1469:G:O4'	2.04	0.57
51:D4:43:GLY:C	51:D4:45:GLY:H	2.07	0.57
25:DA:2098:U:H2'	25:DA:2099:U:C6	2.39	0.57
25:BA:2716:U:O2'	25:BA:2717:G:H5'	2.03	0.57
12:CL:15:VAL:HG23	12:CL:16:ARG:H	1.68	0.57
40:BT:22:PHE:CD2	40:BT:22:PHE:N	2.72	0.57
9:AI:10:ARG:HD3	9:AI:75:ASP:CG	2.25	0.57
46:DZ:56:ILE:HG22	46:DZ:57:VAL:N	2.19	0.57
25:DA:991:C:H5'	25:DA:991:C:H6	1.69	0.57
25:DA:1138:G:H1'	34:DN:105:GLY:O	2.04	0.57
37:DQ:39:PRO:O	37:DQ:40:ALA:HB2	2.04	0.57
7:CG:75:VAL:HG21	7:CG:144:MET:HB3	1.86	0.57
2:CB:115:LEU:HD13	2:CB:145:LEU:HB3	1.86	0.57
31:DG:173:LEU:HD22	31:DG:178:PHE:CZ	2.39	0.57
29:DE:78:LEU:C	29:DE:79:ARG:HD2	2.25	0.57
45:BY:8:LYS:CE	45:BY:37:VAL:HG11	2.34	0.57

Continued on next page...

Continued from previous page...

Atom-1	Atom-2	Interatomic distance (Å)	Clash overlap (Å)
25:BA:1342:A:C2	25:BA:1396:U:O2'	2.56	0.57
25:DA:1109:C:H5	25:DA:1110:G:N3	2.02	0.57
53:D6:15:GLU:HG2	53:D6:18:ARG:HG2	1.86	0.57
32:DH:127:GLU:CG	32:DH:128:PRO:HD2	2.34	0.57
2:AB:62:ALA:HB2	2:AB:222:ILE:HG23	1.85	0.57
4:AD:15:GLU:HG3	4:AD:63:LYS:HE2	1.86	0.57
22:CV:7:LEU:C	22:CV:8:ARG:HD2	2.24	0.57
22:CV:72:TYR:H	22:CV:109:THR:HG21	1.67	0.57
1:CA:963:G:H21	10:CJ:55:LYS:HD3	1.69	0.57
25:BA:2746:U:H2'	25:BA:2747:G:H5'	1.86	0.57
40:DT:28:VAL:O	40:DT:29:ARG:CB	2.52	0.57
1:CA:1012:U:H2'	1:CA:1013:G:H8	1.68	0.57
28:BD:147:LEU:HD13	28:BD:155:LEU:CD1	2.34	0.57
28:DD:33:LEU:HD12	28:DD:33:LEU:H	1.69	0.57
2:AB:9:GLU:C	2:AB:12:GLU:HB2	2.25	0.57
25:BA:2282:G:O2'	25:BA:2283:C:OP2	2.22	0.57
9:AI:23:ASN:HB2	9:AI:60:ASP:OD1	2.04	0.57
18:AR:50:ILE:HD12	18:AR:70:ILE:CD1	2.34	0.57
36:DP:111:ARG:HG2	36:DP:128:HIS:ND1	2.18	0.57
18:CR:52:PRO:HB2	18:CR:54:ARG:NH1	2.19	0.57
45:DY:86:ARG:HG2	45:DY:88:LYS:N	2.20	0.57
4:CD:150:GLU:HG2	4:CD:151:LYS:N	2.19	0.57
44:BX:10:ALA:O	44:BX:28:PHE:HB3	2.04	0.57
22:AV:4:VAL:O	22:AV:6:ASP:N	2.37	0.57
1:CA:1072:G:H2'	1:CA:1073:U:C6	2.40	0.57
2:AB:178:ARG:NH1	2:AB:196:LEU:HA	2.20	0.57
6:AF:38:GLU:O	6:AF:39:LYS:HB2	2.04	0.57
35:BO:18:LYS:HB2	35:BO:45:GLU:CG	2.33	0.57
11:AK:29:ILE:HD12	11:AK:30:VAL:N	2.19	0.57
4:CD:117:ALA:O	4:CD:121:VAL:HG23	2.05	0.57
4:CD:133:VAL:HG13	4:CD:135:LEU:HD22	1.86	0.57
49:B2:6:VAL:O	49:B2:9:GLN:HB2	2.04	0.57
27:DC:188:ASP:HA	27:DC:191:ARG:HB3	1.87	0.57
27:DC:66:PRO:HG2	27:DC:67:HIS:CD2	2.40	0.57
10:AJ:84:GLN:HA	10:AJ:88:LEU:HB3	1.86	0.57
36:DP:49:ARG:HD2	55:D8:58:ILE:CG2	2.35	0.57
44:DX:53:LYS:HB3	44:DX:82:GLN:CB	2.34	0.57
25:BA:1203:G:H3'	25:BA:1204:A:C5'	2.33	0.57
29:BE:24:THR:HG22	29:BE:186:GLY:N	2.19	0.57
8:AH:10:LEU:H	8:AH:10:LEU:CD1	2.18	0.57
8:AH:10:LEU:HD12	8:AH:10:LEU:N	2.19	0.57

Continued on next page...

Continued from previous page...

Atom-1	Atom-2	Interatomic distance (Å)	Clash overlap (Å)
25:BA:1006:C:C2	25:BA:1138:G:N2	2.72	0.57
1:AA:180:U:C2'	1:AA:181:G:H5'	2.34	0.57
2:AB:147:LYS:HE2	2:AB:148:TYR:CE1	2.40	0.57
25:DA:1416:G:H2'	25:DA:1417:C:C6	2.39	0.57
25:DA:2541:A:H4'	25:DA:2764:A:C2	2.38	0.57
1:CA:1515:C:H2'	1:CA:1516:G:C8	2.39	0.57
1:AA:912:C:H2'	1:AA:913:A:C8	2.40	0.57
25:DA:2521:C:H42	25:DA:2544:G:H1	1.51	0.57
25:BA:1745(A):C:H5'	25:BA:1746:G:OP2	2.05	0.57
4:AD:126:ILE:HG22	4:AD:127:THR:H	1.69	0.57
25:BA:958:U:O4	37:BQ:40:ALA:HA	2.03	0.57
6:AF:22:GLU:OE2	6:AF:22:GLU:HA	2.03	0.57
1:CA:1044:A:H2'	1:CA:1045:C:O4'	2.04	0.57
25:BA:771:G:OP1	54:B7:10:ARG:NH1	2.38	0.57
25:DA:2510:C:O2'	25:DA:2511:U:H5'	2.04	0.57
9:AI:96:LEU:CD2	9:AI:102:LEU:HB2	2.33	0.57
46:DZ:162:LEU:HD22	46:DZ:166:PRO:HG3	1.87	0.57
46:DZ:7:TYR:N	46:DZ:7:TYR:HD1	2.02	0.57
45:DY:4:LYS:HD2	45:DY:32:PRO:HG2	1.84	0.57
45:DY:8:LYS:CE	45:DY:72:VAL:HG23	2.23	0.57
29:DE:57:LYS:HB3	29:DE:57:LYS:NZ	2.19	0.57
29:DE:61:ARG:CB	29:DE:62:PRO:CD	2.82	0.57
40:BT:41:ARG:O	40:BT:41:ARG:HD2	2.05	0.57
36:DP:16:ARG:HD3	36:DP:16:ARG:C	2.25	0.57
45:BY:28:LYS:NZ	45:BY:28:LYS:N	2.47	0.57
1:AA:924:C:H2'	1:AA:925:G:C8	2.39	0.57
25:DA:2399:G:N2	25:DA:2418:A:H1'	2.19	0.57
36:BP:85:LEU:CD2	36:BP:85:LEU:N	2.67	0.57
28:BD:71:ASP:HB2	28:BD:103:ARG:NH2	2.17	0.57
32:DH:91:GLY:HA3	32:DH:94:TYR:CD2	2.39	0.57
19:AS:52:TYR:CE1	19:AS:56:GLN:HA	2.40	0.57
1:AA:1327:C:H5''	21:AU:20:LYS:CB	2.34	0.57
1:AA:1157:A:C1'	1:AA:1181:G:H21	2.17	0.57
14:CN:29:ARG:HH21	14:CN:42:ILE:HD11	1.69	0.57
19:CS:20:LEU:HA	19:CS:23:ASN:HB2	1.87	0.57
1:CA:1030(C):G:O2'	1:CA:1030(D):A:H5'	2.05	0.57
27:DC:135:ARG:HH11	27:DC:135:ARG:HG3	1.70	0.57
1:AA:1195:C:H5''	1:AA:1196:U:OP2	2.03	0.57
12:AL:83:ARG:HB2	12:AL:98:VAL:CG2	2.34	0.57
1:CA:81:U:C6	1:CA:81:U:H5'	2.31	0.57
25:DA:2175:C:H3'	25:DA:2176:A:H5''	1.86	0.57

Continued on next page...

Continued from previous page...

Atom-1	Atom-2	Interatomic distance (Å)	Clash overlap (Å)
28:DD:92:ILE:H	28:DD:92:ILE:CD1	2.17	0.57
25:BA:2701:C:H2'	25:BA:2702:U:H5''	1.87	0.57
1:AA:920:U:O2'	1:AA:921:U:H5'	2.04	0.57
6:AF:72:VAL:HG13	6:AF:73:ASN:N	2.18	0.57
1:CA:190:U:H2'	1:CA:191:G:H8	1.70	0.57
13:CM:35:GLU:HG3	13:CM:36:LYS:H	1.69	0.57
12:CL:48:ALA:HB3	12:CL:50:ARG:HE	1.68	0.57
12:CL:48:ALA:O	12:CL:49:LEU:HD22	2.04	0.57
25:DA:38:A:H2'	25:DA:39:C:C6	2.39	0.57
36:DP:50:ARG:CG	36:DP:51:PHE:N	2.67	0.57
48:B1:75:GLU:O	48:B1:78:LYS:HB2	2.03	0.57
31:DG:13:GLU:O	31:DG:14:GLU:CB	2.53	0.57
25:BA:2232:U:O2'	25:BA:2233:U:H5'	2.04	0.57
11:AK:34:ASP:HB2	11:AK:35:PRO:HD2	1.86	0.57
38:DR:38:VAL:O	38:DR:42:LYS:HG3	2.04	0.57
25:BA:582:G:H2'	25:BA:583:G:C8	2.39	0.57
4:AD:60:GLU:HG2	4:AD:202:LEU:CB	2.35	0.57
25:BA:252:G:H2'	25:BA:253:C:H6	1.70	0.57
33:BI:83:ALA:HB1	33:BI:87:LYS:O	2.05	0.57
9:AI:104:ARG:O	9:AI:105:ASP:CB	2.52	0.57
9:AI:83:ARG:O	9:AI:86:VAL:HG12	2.04	0.57
2:CB:102:LEU:HD12	2:CB:102:LEU:N	2.19	0.57
2:CB:68:ILE:HD12	2:CB:161:ALA:HB3	1.86	0.57
2:CB:52:GLU:O	2:CB:56:ARG:HG2	2.05	0.57
50:D3:5:LYS:NZ	50:D3:34:GLU:OE2	2.31	0.57
25:DA:1022:G:O6	34:DN:66:LYS:HD3	2.04	0.57
41:DU:36:ARG:HH21	42:DV:82:ARG:NH1	2.02	0.57
46:DZ:19:ARG:C	46:DZ:21:GLY:H	2.07	0.57
1:CA:1118:C:H5'	9:CI:104:ARG:HG2	1.85	0.57
1:CA:1237:C:H3'	1:CA:1336:C:H41	1.69	0.57
19:AS:9:VAL:HG12	19:AS:9:VAL:O	2.04	0.57
30:BF:19:GLU:CD	30:BF:19:GLU:N	2.57	0.57
1:AA:226:G:O2'	1:AA:227:G:H5'	2.04	0.57
16:AP:53:VAL:HG23	16:AP:54:GLU:H	1.70	0.57
28:DD:25:THR:HG22	28:DD:26:LYS:H	1.69	0.57
29:DE:104:VAL:HG11	29:DE:188:VAL:CG2	2.34	0.57
29:BE:71:GLY:O	29:BE:72:VAL:C	2.42	0.57
35:BO:117:LEU:HD23	35:BO:117:LEU:O	2.04	0.57
4:AD:14:ARG:HA	4:AD:39:PRO:CB	2.35	0.57
40:DT:34:VAL:HA	40:DT:39:ARG:CA	2.28	0.57
14:CN:59:ALA:HB1	14:CN:61:TRP:HZ3	1.70	0.57

Continued on next page...

Continued from previous page...

Atom-1	Atom-2	Interatomic distance (Å)	Clash overlap (Å)
25:BA:2758:A:C3'	25:BA:2759:G:H5''	2.34	0.57
42:BV:19:LYS:HZ2	42:BV:20:LEU:H	1.47	0.57
15:CO:25:THR:HG21	15:CO:70:LEU:HD13	1.85	0.57
47:D0:52:GLY:H	47:D0:62:LEU:CD1	2.17	0.57
39:DS:17:ARG:CG	39:DS:18:ILE:N	2.67	0.57
30:DF:176:LEU:HG	30:DF:177:ALA:N	2.19	0.57
34:DN:57:ALA:O	34:DN:58:ASP:O	2.22	0.57
12:AL:83:ARG:HB2	12:AL:98:VAL:HG22	1.86	0.57
25:DA:26:G:N1	25:DA:27:G:N2	2.53	0.57
25:BA:494:G:N2	43:BW:57:ASN:HD21	1.97	0.57
25:BA:538:G:C2'	25:BA:539:G:H5''	2.33	0.57
36:DP:146:VAL:HG22	36:DP:147:LEU:H	1.68	0.57
9:AI:2:GLU:HG2	9:AI:3:GLN:HG3	1.86	0.57
25:DA:2788:C:O2'	25:DA:2809:A:N3	2.38	0.57
25:BA:2262:U:O2'	25:BA:2263:C:H5'	2.03	0.57
25:DA:2060:A:O2'	25:DA:2061:G:P	2.62	0.57
25:BA:1239:G:H2'	25:BA:1240:U:O4'	2.05	0.57
34:BN:36:GLY:O	34:BN:42:TRP:HE3	1.87	0.57
1:AA:255:G:H2'	1:AA:256:U:H6	1.69	0.57
25:DA:2692:C:H2'	25:DA:2693:A:H8	1.70	0.57
17:CQ:31:LEU:HG	17:CQ:32:TYR:CE2	2.38	0.57
5:AE:26:PHE:HD1	5:AE:26:PHE:H	1.51	0.57
28:DD:37:LEU:O	28:DD:38:LYS:C	2.42	0.57
2:CB:96:ARG:N	2:CB:96:ARG:HD2	2.19	0.57
43:BW:14:PRO:HG2	43:BW:78:GLU:HG3	1.85	0.57
15:AO:18:PHE:CE1	15:AO:21:ASP:HB2	2.40	0.57
37:DQ:59:ARG:O	37:DQ:60:ARG:HB2	2.04	0.57
25:DA:1434:A:H61	25:DA:1558:A:H62	1.50	0.57
25:BA:1003:G:N2	25:BA:1153:C:C2	2.71	0.57
40:DT:64:ARG:HD3	40:DT:73:GLU:HG3	1.85	0.57
39:BS:92:TYR:C	39:BS:94:TYR:N	2.53	0.57
9:AI:96:LEU:HD21	9:AI:102:LEU:HB2	1.86	0.57
37:DQ:26:TYR:HA	37:DQ:137:TYR:CE1	2.40	0.57
50:D3:29:ARG:HB3	50:D3:29:ARG:HH11	1.70	0.57
34:DN:43:THR:O	34:DN:46:VAL:HG12	2.04	0.57
48:D1:52:ARG:HG3	48:D1:53:VAL:N	2.13	0.57
48:D1:53:VAL:CG1	48:D1:90:ILE:HG21	2.34	0.57
19:CS:63:THR:HG23	19:CS:65:ASN:N	2.19	0.57
20:AT:46:GLU:OE1	20:AT:48:LYS:HE2	2.04	0.57
1:CA:1333:A:H2'	1:CA:1334:G:O4'	2.04	0.57
7:CG:15:ASP:O	7:CG:16:LEU:HG	2.03	0.57

Continued on next page...

Continued from previous page...

Atom-1	Atom-2	Interatomic distance (Å)	Clash overlap (Å)
9:CI:8:GLY:HA3	9:CI:15:ALA:H	1.69	0.57
45:DY:28:LYS:C	45:DY:38:ILE:HB	2.24	0.57
25:DA:154(A):C:N3	25:DA:171:G:O6	2.38	0.57
28:BD:35:LYS:HB2	28:BD:36:PRO:CD	2.25	0.57
45:BY:61:ILE:O	45:BY:62:GLU:CD	2.43	0.57
13:AM:40:ASN:ND2	13:AM:43:THR:HG23	2.19	0.57
4:AD:22:LYS:HG3	4:AD:26:CYS:SG	2.44	0.57
8:AH:46:LYS:HE2	8:AH:63:LEU:O	2.03	0.57
49:D2:57:ILE:O	49:D2:58:ALA:C	2.43	0.57
1:AA:974:A:O4'	14:AN:31:ARG:HD3	2.05	0.57
11:AK:57:THR:CG2	11:AK:58:PRO:HD2	2.34	0.57
37:BQ:63:LYS:HD3	37:BQ:65:PHE:CZ	2.39	0.57
33:BI:48:GLU:O	33:BI:51:ILE:HG22	2.04	0.57
1:CA:1004:A:N6	1:CA:1035:A:H8	2.02	0.57
1:CA:1038:C:H2'	1:CA:1039:C:C5	2.39	0.57
16:AP:28:ARG:C	16:AP:30:GLY:H	2.07	0.57
6:CF:72:VAL:O	6:CF:75:LEU:HB3	2.04	0.57
28:DD:10:THR:HG23	28:DD:13:ARG:HB3	1.85	0.57
25:DA:528:A:C2	25:DA:2043:C:C5'	2.86	0.57
8:AH:134:ILE:O	8:AH:135:CYS:HB3	2.04	0.57
4:AD:3:ARG:HE	4:AD:5:ILE:HG13	1.70	0.57
52:B5:51:TYR:O	52:B5:52:TYR:O	2.22	0.57
1:CA:224:C:H2'	1:CA:225:C:H6	1.70	0.57
4:CD:11:LEU:O	4:CD:13:ARG:O	2.21	0.57
47:B0:39:GLN:NE2	47:B0:42:THR:HA	2.19	0.57
38:BR:49:ASP:OD1	38:BR:95:THR:HG22	2.04	0.57
6:AF:75:LEU:HD23	6:AF:79:LEU:HG	1.87	0.57
4:AD:133:VAL:HG12	4:AD:135:LEU:H	1.70	0.57
46:BZ:153:ASP:O	46:BZ:154:LEU:HG	2.05	0.57
35:BO:47:ILE:HD12	35:BO:47:ILE:N	2.18	0.57
25:DA:2282:G:H1'	25:DA:2390:U:H3	1.69	0.57
40:BT:118:ARG:O	40:BT:119:LYS:C	2.42	0.57
11:CK:67:ASP:OD2	11:CK:71:LYS:HE3	2.05	0.57
25:BA:1497:U:H2'	25:BA:1497:U:O2	2.04	0.57
25:BA:106:C:H2'	25:BA:107:C:C6	2.38	0.57
25:BA:1139:G:O2'	25:BA:1140:C:H5'	2.05	0.57
1:AA:436:C:H2'	1:AA:437:U:C6	2.40	0.57
1:AA:783:C:O2'	1:AA:784:C:H5'	2.04	0.57
1:CA:201:C:N4	1:CA:216:G:H1	2.03	0.57
25:DA:2364:C:O2'	25:DA:2365:G:H5'	2.04	0.57
25:DA:869:G:H2'	25:DA:870:A:H8	1.69	0.57

Continued on next page...

Continued from previous page...

Atom-1	Atom-2	Interatomic distance (Å)	Clash overlap (Å)
27:DC:27:ALA:HB1	27:DC:183:PRO:HA	1.86	0.57
2:CB:231:GLU:HB2	2:CB:232:PRO:CD	2.35	0.57
27:BC:52:PRO:HG2	27:BC:168:LYS:O	2.04	0.57
20:AT:38:LYS:HA	20:AT:41:ILE:HG12	1.85	0.57
44:DX:3:THR:HA	44:DX:6:ASP:OD2	2.03	0.57
43:BW:29:LEU:HD13	43:BW:51:LEU:HD11	1.87	0.57
26:BB:32:C:C2	26:BB:51:G:N2	2.72	0.57
25:BA:769:G:H5'	25:BA:1379:A:N6	2.19	0.57
25:BA:2108:C:O2	25:BA:2108:C:H2'	2.04	0.57
33:DI:76:THR:O	33:DI:77:LEU:CB	2.52	0.57
9:AI:11:LYS:C	9:AI:13:ALA:H	2.08	0.57
1:AA:134:A:H2'	1:AA:135:C:O4'	2.05	0.57
9:CI:4:TYR:HB2	9:CI:19:LEU:HD12	1.86	0.57
7:CG:143:ARG:O	7:CG:147:ALA:CB	2.53	0.57
42:BV:46:VAL:HG22	42:BV:47:VAL:N	2.18	0.57
45:DY:29:GLU:N	45:DY:29:GLU:OE1	2.37	0.57
49:D2:65:ASN:HD22	49:D2:69:ARG:HH12	1.52	0.57
3:AC:70:VAL:HG12	3:AC:72:LYS:N	2.16	0.57
36:DP:9:ASN:H	36:DP:10:PRO:HD2	1.70	0.57
53:D6:41:PRO:HD2	53:D6:46:HIS:H	1.63	0.57
45:BY:78:ALA:HB2	45:BY:99:CYS:HG	1.70	0.57
29:BE:3:GLY:HA3	29:BE:81:ILE:CG2	2.23	0.57
16:CP:49:LEU:HG	16:CP:49:LEU:O	2.04	0.57
5:AE:76:ILE:HG22	5:AE:93:PRO:CB	2.35	0.57
1:CA:1123:A:H4'	10:CJ:36:GLY:HA2	1.85	0.57
1:CA:1151:A:C6	1:CA:1152:A:N6	2.73	0.57
31:BG:76:SER:CB	31:BG:83:ARG:HB2	2.31	0.57
5:CE:72:GLN:O	5:CE:73:ASN:HB3	2.04	0.57
1:CA:513:C:H2'	1:CA:514:C:C6	2.36	0.57
12:CL:80:VAL:HG12	12:CL:81:LEU:N	2.20	0.57
1:CA:612:C:O2'	1:CA:613:C:H5'	2.04	0.57
25:DA:521:G:H2'	25:DA:522:G:C8	2.39	0.57
1:CA:741:G:O2'	1:CA:742:G:H5'	2.04	0.57
22:AV:7:LEU:HB2	22:AV:25:TYR:CD1	2.40	0.57
25:DA:2291:U:O2'	25:DA:2374:C:H1'	2.05	0.57
34:BN:78:TYR:H	34:BN:78:TYR:HD1	1.52	0.57
25:BA:2357:U:OP1	47:B0:19:ARG:NH1	2.37	0.57
8:CH:91:ARG:HH12	17:CQ:33:GLY:HA3	1.70	0.57
14:AN:12:ARG:C	14:AN:14:PRO:HD2	2.25	0.57
10:AJ:29:ARG:HH22	10:AJ:80:LYS:HD2	1.68	0.57
38:BR:17:ARG:O	38:BR:20:LEU:HB3	2.04	0.57

Continued on next page...

Continued from previous page...

Atom-1	Atom-2	Interatomic distance (Å)	Clash overlap (Å)
25:DA:49:A:H5''	25:DA:50:U:H3'	1.85	0.57
27:BC:183:PRO:HB2	27:BC:184:GLU:OE2	2.05	0.57
45:DY:23:ARG:HH21	45:DY:40:GLU:HB3	1.70	0.57
25:DA:1215:G:O2'	25:DA:1216:G:H5'	2.05	0.57
1:AA:737:A:H2'	1:AA:738:C:H6	1.70	0.57
1:AA:178:C:O2'	1:AA:179:A:H5'	2.05	0.57
28:DD:133:LEU:CB	28:DD:173:VAL:HG11	2.35	0.57
19:CS:42:PRO:O	19:CS:43:GLU:HB3	2.04	0.57
1:CA:115:G:O2'	1:CA:116:A:OP2	2.20	0.57
25:DA:227:A:H5''	36:DP:76:LYS:HE2	1.87	0.57
43:DW:38:TYR:OH	52:D5:47:PRO:HG3	2.03	0.57
25:BA:669:G:N3	25:BA:669:G:H2'	2.20	0.57
1:AA:643:C:H5'	8:AH:31:PHE:CD1	2.40	0.57
43:DW:21:VAL:O	43:DW:24:ILE:HG12	2.04	0.57
34:DN:45:ASN:O	34:DN:45:ASN:CG	2.42	0.57
48:D1:44:PRO:O	48:D1:46:LEU:HD22	2.05	0.57
9:CI:15:ALA:HA	9:CI:65:VAL:HA	1.85	0.57
31:DG:102:PHE:CE2	31:DG:141:PHE:HE1	2.22	0.57
30:DF:192:LEU:HD23	30:DF:193:VAL:H	1.66	0.57
1:AA:1071:C:O2'	1:AA:1072:G:H5'	2.04	0.57
31:BG:64:THR:HG23	31:BG:66:GLN:N	2.19	0.57
29:BE:30:PRO:O	29:BE:32:PRO:HD3	2.05	0.57
25:BA:2476:A:H2	25:BA:2477:C:C5	2.22	0.57
37:BQ:66:ILE:HG12	37:BQ:104:PHE:HE2	1.69	0.57
3:CC:54:ARG:NH1	3:CC:56:ASP:HB2	2.20	0.57
35:DO:104:ARG:HH22	40:DT:35:LYS:NZ	2.03	0.57
25:BA:2759:G:C8	25:BA:2759:G:C5'	2.85	0.57
9:CI:26:VAL:HG13	9:CI:61:ALA:O	2.05	0.57
25:BA:1688:U:H5'	25:BA:1689:A:OP1	2.04	0.57
42:BV:19:LYS:CE	42:BV:20:LEU:H	2.18	0.57
1:CA:659:U:H2'	1:CA:660:G:C8	2.39	0.57
25:DA:2876:G:O5'	40:DT:3:ARG:HA	2.05	0.57
25:BA:271(J):C:H3'	25:BA:271(K):U:H5''	1.85	0.57
31:DG:85:GLY:O	31:DG:87:PRO:HD2	2.05	0.57
36:DP:85:LEU:HB3	36:DP:114:ILE:HD11	1.86	0.57
26:DB:52:A:H62	39:DS:33:LYS:HE3	1.69	0.57
1:AA:479:C:H2'	1:AA:480:U:C6	2.40	0.57
27:BC:85:LYS:HD3	27:BC:88:GLU:OE2	2.05	0.57
1:AA:838:G:N2	1:AA:849:C:H1'	2.19	0.57
46:BZ:13:LYS:N	46:BZ:14:PRO:HD3	2.19	0.57
25:DA:1171:G:H3'	25:DA:1173:G:C5'	2.35	0.57

Continued on next page...

Continued from previous page...

Atom-1	Atom-2	Interatomic distance (Å)	Clash overlap (Å)
12:AL:43:LYS:HG2	12:AL:44:LYS:H	1.69	0.57
8:CH:95:VAL:HB	8:CH:99:GLU:HB2	1.87	0.57
25:DA:151:C:HO2'	25:DA:152:G:H5'	1.70	0.57
17:CQ:92:ARG:HA	17:CQ:95:TYR:CD2	2.39	0.57
27:DC:74:ARG:CB	27:DC:111:PHE:HA	2.35	0.57
1:AA:1261:A:H2'	1:AA:1262:C:O4'	2.04	0.57
1:CA:406:G:H2'	1:CA:407:G:H8	1.70	0.57
37:BQ:69:PHE:CD1	37:BQ:70:PRO:HD2	2.39	0.57
1:AA:254:G:O2'	1:AA:255:G:H5'	2.05	0.57
23:AW:29:G:C2'	23:AW:30:G:H5'	2.35	0.57
25:BA:1991:U:H2'	25:BA:1992:G:H5''	1.85	0.57
25:BA:1786:A:H2	25:BA:2606:C:H1'	1.69	0.57
3:CC:127:ARG:NH1	3:CC:127:ARG:HG2	2.20	0.57
25:BA:863:A:O2'	25:BA:864:G:H5'	2.05	0.57
25:DA:1214:A:H2'	25:DA:1215:G:H8	1.69	0.57
1:CA:1327:C:H2'	1:CA:1328:C:H6	1.68	0.57
25:DA:747:U:O2	25:DA:2014:A:H1'	2.05	0.57
25:DA:2074:U:O2'	25:DA:2597:G:H1'	2.04	0.57
36:DP:24:GLY:O	36:DP:25:SER:HB2	2.03	0.57
25:DA:1513:C:H2'	25:DA:1514:U:H6	1.69	0.57
1:CA:538:G:O3'	12:CL:111:LYS:HE2	2.05	0.57
1:CA:1176:A:H2'	1:CA:1177:G:O4'	2.05	0.57
25:DA:2261:C:O2'	25:DA:2262:U:H5'	2.05	0.57
26:DB:42:C:H4'	31:DG:67:LYS:O	2.04	0.57
4:CD:57:ARG:HB3	4:CD:206:PHE:HB2	1.85	0.57
25:BA:2291:U:H2'	25:BA:2292:C:C6	2.40	0.57
9:AI:42:ARG:HH11	9:AI:42:ARG:HG2	1.69	0.57
46:DZ:18:ARG:HB3	46:DZ:81:ARG:HH12	1.69	0.57
42:BV:49:THR:CG2	42:BV:50:PRO:HD3	2.34	0.57
22:CV:161:VAL:O	22:CV:162:PRO:O	2.23	0.57
30:BF:3:GLU:HB3	30:BF:24:LEU:HG	1.86	0.57
20:AT:83:ARG:O	20:AT:86:ARG:HB3	2.04	0.57
10:AJ:4:ILE:CG1	10:AJ:77:PRO:HB3	2.31	0.57
25:DA:1042:G:C1'	25:DA:1114:G:H22	2.16	0.57
1:AA:1394:A:C6	1:AA:1501:C:H4'	2.40	0.57
46:BZ:165:SER:HB2	46:BZ:166:PRO:CA	2.35	0.57
31:BG:139:LEU:HD23	31:BG:139:LEU:N	2.12	0.57
2:AB:19:HIS:CE1	2:AB:206:ASP:HB2	2.40	0.57
4:AD:59:ARG:HA	4:AD:59:ARG:NE	2.20	0.57
14:CN:59:ALA:HB1	14:CN:61:TRP:CZ3	2.40	0.57
40:DT:88:ILE:CG2	40:DT:89:VAL:HG23	2.34	0.57

Continued on next page...

Continued from previous page...

Atom-1	Atom-2	Interatomic distance (Å)	Clash overlap (Å)
14:AN:23:ARG:O	14:AN:23:ARG:HG3	2.04	0.57
25:DA:2349:G:H8	25:DA:2349:G:H5'	1.70	0.57
31:DG:47:LYS:HD3	31:DG:82:LEU:CD1	2.35	0.57
52:B5:37:LYS:HG3	52:B5:38:ALA:N	2.16	0.57
1:CA:1151:A:H1'	10:CJ:39:PRO:CG	2.35	0.57
10:CJ:34:VAL:CG2	10:CJ:74:ILE:HG22	2.35	0.57
25:BA:814:C:C5	36:BP:27:HIS:NE2	2.73	0.57
36:BP:35:HIS:O	36:BP:36:LYS:HB2	2.05	0.57
28:DD:210:GLY:HA2	28:DD:213:ARG:HG2	1.86	0.57
10:CJ:89:ASP:C	10:CJ:91:PRO:HD3	2.25	0.57
28:BD:68:LYS:HB2	28:BD:70:TRP:CH2	2.40	0.57
1:AA:1106:G:H5''	3:AC:172:ARG:CG	2.34	0.57
43:DW:5:ALA:HB3	43:DW:105:VAL:N	2.18	0.57
36:DP:31:ALA:C	36:DP:33:ARG:H	2.08	0.57
25:BA:2762:G:C3'	25:BA:2763:G:H5''	2.35	0.57
31:BG:98:ARG:O	31:BG:101:ILE:HD13	2.04	0.57
25:BA:839:U:O2'	25:BA:1191:G:H1'	2.04	0.57
25:BA:2160:G:H2'	25:BA:2161:C:H6	1.70	0.57
25:DA:1276:A:H1'	38:DR:16:HIS:CE1	2.36	0.57
1:CA:1405:G:O4'	1:CA:1519:A:H4'	2.05	0.57
28:BD:12:SER:C	28:BD:14:ARG:N	2.58	0.57
27:BC:48:LEU:HD22	27:BC:210:LEU:HD23	1.85	0.57
1:AA:1216:G:H2'	1:AA:1217:C:C6	2.40	0.57
25:BA:2349:G:H5'	25:BA:2349:G:H8	1.70	0.57
1:AA:1440:C:C2'	1:AA:1441:G:H5'	2.34	0.57
34:BN:57:ALA:C	34:BN:58:ASP:O	2.42	0.57
1:AA:1336:C:H4'	1:AA:1337:G:C4	2.39	0.57
28:DD:133:LEU:HB3	28:DD:173:VAL:HG11	1.87	0.57
1:CA:1066:C:H3'	1:CA:1067:A:C8	2.40	0.57
25:BA:1642:G:O2'	25:BA:1643:G:H5'	2.04	0.57
25:DA:832:G:H21	36:DP:53:GLY:CA	2.17	0.57
11:CK:34:ASP:HB2	11:CK:35:PRO:CD	2.35	0.57
38:BR:79:LEU:HA	38:BR:83:ILE:HG13	1.87	0.57
19:CS:53:ASN:OD1	19:CS:56:GLN:N	2.38	0.57
4:AD:98:GLU:OE2	4:AD:103:ASN:ND2	2.34	0.57
1:AA:1232:U:H2'	1:AA:1233:G:O4'	2.05	0.57
39:BS:12:PHE:HD1	39:BS:12:PHE:O	1.88	0.57
28:BD:45:ASN:ND2	28:BD:50:THR:HG21	2.20	0.57
8:AH:22:GLU:OE1	8:AH:62:TYR:HE1	1.88	0.57
25:DA:125:G:H1'	54:D7:13:ALA:HB1	1.86	0.57
39:BS:88:ASP:OD2	39:BS:89:ARG:N	2.38	0.57

Continued on next page...

Continued from previous page...

Atom-1	Atom-2	Interatomic distance (Å)	Clash overlap (Å)
7:AG:16:LEU:CD1	9:AI:45:ALA:HB2	2.35	0.57
25:DA:996:A:C2	25:DA:997:G:C8	2.93	0.57
34:DN:42:TRP:CD1	41:DU:63:VAL:HG11	2.39	0.57
25:DA:1118:C:H5'	46:DZ:79:ARG:NH2	2.18	0.57
7:CG:3:ARG:O	7:CG:4:ARG:HG2	2.05	0.57
25:BA:2787:C:O2	25:BA:2787:C:H2'	2.04	0.57
31:DG:39:ILE:HD12	31:DG:40:ASN:H	1.69	0.57
19:AS:33:THR:CG2	19:AS:49:ILE:HG22	2.35	0.57
19:AS:36:ARG:CZ	19:AS:75:ALA:HB3	2.35	0.57
45:DY:42:VAL:O	45:DY:64:GLU:HA	2.05	0.57
25:DA:1047:G:N7	25:DA:1110:G:C6	2.72	0.57
1:AA:1500:A:C2'	1:AA:1501:C:H5'	2.35	0.57
53:D6:40:CYS:CA	53:D6:46:HIS:HB3	2.33	0.57
36:DP:59:LEU:CA	36:DP:61:ARG:CZ	2.81	0.57
2:AB:220:ASP:HA	2:AB:223:ILE:CD1	2.35	0.57
29:BE:52:LEU:HB3	29:BE:75:VAL:HB	1.87	0.57
1:AA:1149:C:H2'	1:AA:1150:U:C6	2.40	0.57
3:CC:63:ASN:HA	3:CC:98:ASN:O	2.05	0.57
46:BZ:101:LEU:HD11	46:BZ:123:ILE:HG22	1.87	0.57
5:CE:144:THR:O	5:CE:145:LYS:C	2.43	0.57
41:BU:74:LEU:N	41:BU:74:LEU:CD1	2.68	0.57
46:BZ:13:LYS:O	46:BZ:15:SER:N	2.37	0.57
39:DS:85:VAL:H	39:DS:106:ARG:HB2	1.70	0.57
4:CD:170:VAL:CG1	4:CD:171:GLY:H	2.16	0.57
11:AK:98:LEU:O	11:AK:101:SER:OG	2.23	0.57
27:BC:22:THR:O	27:BC:24:ASP:N	2.37	0.57
1:CA:502:G:H2'	1:CA:503:C:C6	2.40	0.57
1:AA:1256:A:O3'	1:AA:1257:U:H4'	2.05	0.57
31:BG:16:ARG:O	31:BG:20:ILE:HG13	2.05	0.57
1:CA:930:C:O2'	1:CA:931:C:H5'	2.04	0.57
4:AD:135:LEU:C	4:AD:137:SER:H	2.09	0.57
11:CK:124:LYS:HD2	11:CK:125:PHE:CE1	2.39	0.57
11:CK:57:THR:HG23	11:CK:58:PRO:HD2	1.84	0.57
25:DA:1204:A:HO2'	25:DA:1205:U:P	2.28	0.57
13:AM:88:ARG:O	13:AM:98:VAL:HG11	2.04	0.57
46:BZ:129:PRO:HA	46:BZ:132:ILE:CD1	2.35	0.57
43:DW:84:ARG:O	43:DW:95:ILE:HA	2.05	0.57
46:BZ:4:LEU:HD21	46:BZ:38:VAL:HG11	1.87	0.57
3:AC:189:ALA:CB	3:AC:196:LEU:HB2	2.35	0.57
18:CR:47:THR:HG21	18:CR:49:LYS:HE2	1.86	0.57
25:DA:664:C:H2'	25:DA:665:C:C6	2.39	0.57

Continued on next page...

Continued from previous page...

Atom-1	Atom-2	Interatomic distance (Å)	Clash overlap (Å)
2:CB:177:ALA:HA	2:CB:182:ILE:HD12	1.85	0.57
15:AO:28:GLN:OE1	15:AO:66:LEU:HD21	2.05	0.57
39:BS:82:ILE:HG22	39:BS:83:LYS:N	2.19	0.57
4:AD:60:GLU:HG2	4:AD:202:LEU:HG	1.87	0.57
25:DA:1556:C:H2'	25:DA:1557:C:C6	2.39	0.57
1:CA:157:G:O2'	1:CA:158:G:H5'	2.05	0.57
25:DA:1508:A:H4'	25:DA:1509(A):A:C5	2.40	0.57
40:DT:134:GLU:O	40:DT:135:ALA:HB2	2.05	0.57
27:BC:19:LYS:HG2	27:BC:20:VAL:N	2.20	0.57
1:AA:1496:C:H2'	1:AA:1497:G:O4'	2.05	0.57
1:CA:828:A:H2'	1:CA:829:G:O4'	2.05	0.57
33:BI:93:THR:HA	33:BI:116:LEU:HD21	1.87	0.56
1:AA:1117:G:H5'	1:AA:1117:G:H8	1.70	0.56
2:CB:21:ARG:H	2:CB:23:ARG:NH2	2.03	0.56
25:DA:1138:G:H2'	25:DA:1139:G:O4'	2.05	0.56
25:DA:999:U:O2'	25:DA:1000:A:H5''	2.05	0.56
41:DU:110:VAL:O	41:DU:113:ALA:N	2.36	0.56
42:DV:39:LEU:CD1	42:DV:51:VAL:HA	2.30	0.56
1:CA:1376:U:H2'	1:CA:1377:A:H8	1.68	0.56
7:CG:69:VAL:O	7:CG:138:LYS:HG3	2.05	0.56
7:CG:70:LYS:O	7:CG:138:LYS:HE3	2.04	0.56
25:DA:484:C:H2'	25:DA:485:C:H6	1.70	0.56
36:BP:101:VAL:CG2	36:BP:102:ARG:H	2.19	0.56
28:BD:31:LYS:CB	28:BD:35:LYS:HG3	2.34	0.56
25:DA:283:A:O2'	25:DA:284:U:OP1	2.23	0.56
40:BT:85:LYS:CE	40:BT:85:LYS:C	2.73	0.56
13:AM:56:LEU:O	13:AM:60:VAL:HG23	2.05	0.56
11:AK:125:PHE:O	11:AK:128:ALA:HB3	2.05	0.56
4:AD:36:ARG:HH11	4:AD:36:ARG:HG2	1.69	0.56
14:CN:3:ARG:O	14:CN:6:LEU:N	2.38	0.56
40:DT:13:ARG:CZ	40:DT:13:ARG:CA	2.81	0.56
27:DC:87:ALA:HA	27:DC:154:ILE:HD13	1.85	0.56
25:BA:1589:C:H2'	25:BA:1590:U:H6	1.69	0.56
25:BA:1590:U:O2'	25:BA:1591:G:H5''	2.05	0.56
27:DC:173:HIS:O	27:DC:174:ALA:HB3	2.03	0.56
25:DA:2469:A:H62	25:DA:2481:G:H1'	1.70	0.56
39:DS:106:ARG:HD2	39:DS:107:GLU:O	2.05	0.56
6:AF:1:MET:O	6:AF:2:ARG:HG3	2.04	0.56
25:DA:1494:A:H3'	25:DA:1494:A:N3	2.20	0.56
25:BA:71:A:H2	44:BX:31:HIS:CE1	2.21	0.56
4:CD:77:ASN:O	4:CD:78:LEU:C	2.43	0.56

Continued on next page...

Continued from previous page...

Atom-1	Atom-2	Interatomic distance (Å)	Clash overlap (Å)
28:DD:166:GLN:NE2	28:DD:166:GLN:HA	2.18	0.56
38:BR:12:ARG:CG	38:BR:12:ARG:HH11	2.18	0.56
38:DR:11:ASN:O	38:DR:12:ARG:CG	2.52	0.56
44:DX:32:PRO:HA	44:DX:77:LYS:CB	2.34	0.56
1:AA:514:C:H2'	1:AA:515:G:H8	1.68	0.56
7:AG:50:ILE:C	7:AG:54:THR:HG23	2.25	0.56
25:BA:1952:A:C2	35:BO:22:ILE:HG23	2.40	0.56
40:BT:53:ARG:O	40:BT:53:ARG:HD3	2.06	0.56
1:CA:446:G:H2'	1:CA:447:G:O4'	2.05	0.56
7:AG:80:VAL:HG21	7:AG:85:TYR:CD1	2.38	0.56
35:BO:91:LEU:HD12	35:BO:111:PHE:CZ	2.40	0.56
35:BO:87:ILE:CG2	35:BO:91:LEU:HA	2.35	0.56
1:AA:656:C:H4'	15:AO:62:GLN:NE2	2.19	0.56
1:CA:1065:U:O2'	1:CA:1066:C:OP2	2.21	0.56
1:AA:789:U:H2'	1:AA:791:G:OP2	2.05	0.56
25:DA:2007:C:H4'	25:DA:2824:C:H4'	1.87	0.56
41:DU:26:GLY:C	41:DU:28:ARG:H	2.07	0.56
6:AF:15:ASP:OD1	6:AF:17:SER:HB2	2.05	0.56
25:DA:1272:A:H3'	25:DA:1273:U:H5'	1.87	0.56
3:AC:173:VAL:O	3:AC:173:VAL:HG12	2.05	0.56
3:CC:175:LEU:HD12	3:CC:175:LEU:H	1.70	0.56
42:BV:29:PRO:O	42:BV:61:VAL:HG22	2.05	0.56
18:AR:21:LYS:O	18:AR:23:LYS:N	2.39	0.56
25:BA:990:A:OP2	25:BA:991:C:OP2	2.23	0.56
1:AA:1354:C:H2'	1:AA:1355:G:H8	1.69	0.56
7:AG:31:MET:SD	7:AG:34:GLY:HA2	2.45	0.56
32:BH:17:VAL:O	32:BH:45:VAL:HG21	2.05	0.56
46:DZ:13:LYS:HB2	46:DZ:17:LEU:CD1	2.35	0.56
44:DX:26:TYR:O	44:DX:81:VAL:HG22	2.05	0.56
1:CA:1243:C:OP2	21:CU:10:ARG:NH2	2.38	0.56
3:AC:70:VAL:O	3:AC:106:VAL:N	2.38	0.56
30:DF:28:ILE:HG22	30:DF:112:MET:HG2	1.86	0.56
53:B6:16:CYS:O	53:B6:18:ARG:NH1	2.39	0.56
25:BA:2405:G:O2'	25:BA:2411:A:N6	2.38	0.56
45:BY:52:SER:O	45:BY:53:PRO:O	2.23	0.56
4:AD:108:LEU:HB3	4:AD:110:PHE:HE1	1.70	0.56
25:BA:1210:A:H5'	25:BA:1212:G:O4'	2.05	0.56
1:AA:428:G:O4'	1:AA:430:A:C8	2.59	0.56
3:CC:180:ALA:O	3:CC:205:GLY:O	2.24	0.56
14:CN:24:CYS:O	14:CN:26:ARG:N	2.38	0.56
27:BC:118:PRO:HA	27:BC:121:MET:HB2	1.87	0.56

Continued on next page...

Continued from previous page...

Atom-1	Atom-2	Interatomic distance (Å)	Clash overlap (Å)
49:D2:53:LEU:HD22	49:D2:57:ILE:HD11	1.86	0.56
47:D0:73:GLY:O	47:D0:75:LEU:N	2.38	0.56
25:BA:674:G:O2'	30:BF:67:GLN:OE1	2.23	0.56
40:DT:25:GLY:O	40:DT:26:ASP:HB2	2.05	0.56
40:DT:49:VAL:O	40:DT:49:VAL:HG13	2.05	0.56
36:DP:97:PRO:O	36:DP:98:GLU:CB	2.53	0.56
27:DC:37:LYS:CD	27:DC:37:LYS:H	2.13	0.56
25:BA:2492:U:H2'	25:BA:2493:U:H6	1.66	0.56
18:CR:43:PHE:C	18:CR:51:LEU:HD12	2.25	0.56
25:BA:2828:C:O2'	25:BA:2829:C:H5'	2.05	0.56
10:CJ:30:SER:HB2	10:CJ:81:THR:HA	1.86	0.56
28:DD:83:GLU:OE1	28:DD:104:TYR:CE2	2.59	0.56
28:BD:145:VAL:HG12	28:BD:146:GLU:O	2.05	0.56
1:AA:624:C:H2'	1:AA:625:G:C8	2.40	0.56
25:BA:26:G:N1	25:BA:27:G:N2	2.52	0.56
25:DA:2233:U:H2'	25:DA:2234:G:H8	1.63	0.56
25:BA:277:C:H6	25:BA:277:C:OP1	1.87	0.56
20:CT:57:ARG:CZ	20:CT:57:ARG:HB2	2.34	0.56
18:CR:52:PRO:HB2	18:CR:54:ARG:HH11	1.69	0.56
4:CD:145:GLU:HG2	4:CD:184:LYS:CG	2.33	0.56
1:CA:757:U:H1'	1:CA:879:C:H1'	1.87	0.56
1:CA:1277:C:C2'	1:CA:1278:U:H5''	2.35	0.56
22:AV:90:GLN:HB2	27:BC:140:ASN:ND2	2.20	0.56
17:AQ:21:VAL:HG11	17:AQ:59:ILE:HD11	1.87	0.56
25:BA:2564:A:C2	25:BA:2647:U:H4'	2.40	0.56
1:CA:165:C:O2'	1:CA:166:G:H5'	2.05	0.56
54:D7:16:HIS:HB2	54:D7:44:PRO:HG2	1.86	0.56
1:CA:59:A:H3'	1:CA:331:G:H22	1.69	0.56
1:CA:431:A:O2'	1:CA:432:A:H5'	2.05	0.56
11:AK:13:GLN:NE2	11:AK:75:TYR:HA	2.19	0.56
1:CA:707:C:H2'	1:CA:708:C:H6	1.69	0.56
1:AA:1217:C:O2'	1:AA:1218:C:H5'	2.05	0.56
8:CH:28:ALA:HA	8:CH:59:LEU:CD1	2.35	0.56
25:BA:2306:C:H5	25:BA:2307:G:H1'	1.70	0.56
1:AA:176:C:O2'	1:AA:177:C:H5'	2.05	0.56
25:BA:2652:C:H42	25:BA:2668:G:H1	1.52	0.56
27:DC:82:GLU:CD	27:DC:82:GLU:N	2.58	0.56
1:CA:1091:U:H1'	1:CA:1095:U:O2	2.05	0.56
1:CA:119:A:O2'	1:CA:120:A:OP2	2.18	0.56
20:AT:94:ALA:O	20:AT:95:ALA:HB2	2.05	0.56
18:CR:19:LYS:HE2	18:CR:19:LYS:N	2.20	0.56

Continued on next page...

Continued from previous page...

Atom-1	Atom-2	Interatomic distance (Å)	Clash overlap (Å)
7:CG:155:ARG:O	7:CG:156:TRP:HD1	1.88	0.56
38:DR:28:LEU:HD21	38:DR:114:VAL:HG12	1.86	0.56
30:DF:38:ARG:HD3	30:DF:99:TYR:OH	2.05	0.56
25:DA:1681:G:OP2	25:DA:1681:G:H8	1.88	0.56
16:AP:75:ARG:HG3	16:AP:75:ARG:HH11	1.70	0.56
46:DZ:28:TYR:O	46:DZ:88:PHE:HA	2.04	0.56
2:CB:213:LEU:O	2:CB:213:LEU:HD23	2.05	0.56
2:CB:17:PHE:HB2	2:CB:42:ILE:HG23	1.87	0.56
42:DV:19:LYS:CG	42:DV:20:LEU:H	2.18	0.56
41:DU:90:VAL:CG1	42:DV:11:GLN:NE2	2.68	0.56
42:DV:12:TYR:N	42:DV:12:TYR:HD2	2.03	0.56
25:DA:820:A:O2'	25:DA:821:A:H5'	2.05	0.56
25:BA:773:U:C4'	28:BD:47:GLY:HA3	2.35	0.56
1:CA:1290:G:H2'	1:CA:1291:G:H5'	1.87	0.56
7:CG:120:ILE:HG22	7:CG:124:LEU:HD11	1.87	0.56
9:CI:16:ARG:HB2	9:CI:64:THR:CG2	2.35	0.56
41:BU:66:ASN:HD21	41:BU:70:ARG:NH2	2.03	0.56
25:BA:2808:U:H2'	25:BA:2809:A:C5'	2.32	0.56
25:BA:2102:U:H5	25:BA:2187:G:H22	1.53	0.56
25:BA:2371:G:H4'	53:B6:45:LYS:CB	2.36	0.56
3:AC:54:ARG:CG	3:AC:55:VAL:N	2.61	0.56
30:DF:127:GLU:OE1	30:DF:196:LEU:HD12	2.06	0.56
30:DF:202:PHE:HE1	30:DF:206:ILE:HD13	1.71	0.56
1:AA:1134:G:N2	1:AA:1141:C:C2	2.73	0.56
10:AJ:4:ILE:CG2	10:AJ:74:ILE:HD11	2.35	0.56
1:AA:16:A:O2'	1:AA:17:U:H5'	2.06	0.56
25:DA:850:C:C2'	25:DA:851:U:H5'	2.35	0.56
25:DA:848:G:O2'	25:DA:849:A:H5'	2.06	0.56
28:BD:96:HIS:ND1	28:BD:102:LYS:HG2	2.21	0.56
32:DH:157:TYR:O	32:DH:158:HIS:HB2	2.05	0.56
2:AB:207:ALA:O	2:AB:211:ILE:HG13	2.06	0.56
1:CA:453:A:C4'	16:CP:72:ARG:HG3	2.31	0.56
1:CA:452:A:HO2'	1:CA:453:A:H8	1.53	0.56
25:BA:2636:U:H2'	25:BA:2637:U:C6	2.40	0.56
13:AM:48:LEU:HD22	13:AM:48:LEU:N	2.20	0.56
2:AB:140:HIS:CA	2:AB:143:GLU:HG3	2.32	0.56
25:BA:2416:C:H2'	25:BA:2417:C:H6	1.70	0.56
11:AK:120:ARG:NH1	11:AK:126:ARG:HE	2.04	0.56
10:AJ:40:LEU:HG	10:AJ:69:ASN:HB3	1.88	0.56
4:AD:13:ARG:HB2	4:AD:38:TYR:O	2.05	0.56
25:BA:364:C:H2'	25:BA:365:C:C5'	2.33	0.56

Continued on next page...

Continued from previous page...

Atom-1	Atom-2	Interatomic distance (Å)	Clash overlap (Å)
25:BA:1797:C:H2'	25:BA:1798:U:H5'	1.87	0.56
1:CA:659:U:OP1	15:CO:9:GLN:NE2	2.38	0.56
27:DC:80:LYS:CE	31:DG:50:ALA:H	2.18	0.56
15:AO:25:THR:HG21	15:AO:70:LEU:CB	2.30	0.56
30:DF:132:VAL:HG22	30:DF:133:ASN:N	2.20	0.56
10:CJ:17:ASP:HA	10:CJ:70:ARG:HH11	1.70	0.56
10:CJ:20:ALA:O	10:CJ:24:VAL:HG23	2.05	0.56
10:CJ:34:VAL:HG11	10:CJ:72:VAL:HG12	1.87	0.56
6:CF:2:ARG:NE	6:CF:69:GLU:HB3	2.20	0.56
12:AL:29:PHE:HD1	12:AL:83:ARG:HA	1.70	0.56
5:CE:76:ILE:HG22	5:CE:93:PRO:HB3	1.87	0.56
22:CV:67:THR:H	23:CW:17(B):U:H3	1.53	0.56
25:DA:914:C:C2'	25:DA:915:C:H5'	2.32	0.56
1:CA:626:U:H2'	1:CA:627:G:C8	2.40	0.56
1:CA:613:C:N4	1:CA:627:G:H1	1.96	0.56
25:BA:1458:C:C4'	25:BA:1459:G:O5'	2.50	0.56
5:AE:51:VAL:HB	5:AE:52:PRO:CD	2.30	0.56
18:AR:66:LEU:O	18:AR:69:THR:N	2.36	0.56
1:AA:68:G:H1	1:AA:101:A:H61	1.52	0.56
25:BA:538:G:H2'	25:BA:539:G:C5'	2.35	0.56
1:AA:1037:C:H2'	1:AA:1038:C:C6	2.40	0.56
22:AV:153:LEU:HD21	22:AV:159:VAL:CG1	2.36	0.56
1:CA:173:U:H5''	1:CA:197:A:O4'	2.05	0.56
8:CH:88:LYS:HB3	8:CH:89:PRO:HD2	1.87	0.56
25:DA:783:A:H4'	25:DA:1779:U:O2	2.05	0.56
27:DC:76:LEU:CD2	27:DC:104:ILE:HD11	2.35	0.56
1:AA:1124:G:H1'	10:AJ:38:ILE:CG2	2.35	0.56
17:AQ:78:GLU:CD	17:AQ:81:ARG:HD2	2.25	0.56
2:AB:178:ARG:HG3	8:AH:71:GLY:C	2.25	0.56
1:CA:181:G:H4'	1:CA:182:U:C5'	2.35	0.56
25:DA:1464:C:H2'	25:DA:1465:G:C8	2.39	0.56
1:CA:406:G:H1'	1:CA:495:A:N1	2.20	0.56
1:CA:262:A:H2'	1:CA:263:A:C8	2.40	0.56
25:DA:252:G:O2'	25:DA:253:C:H5'	2.05	0.56
1:CA:59:A:H5'	1:CA:60:A:C5'	2.36	0.56
30:BF:192:LEU:O	30:BF:193:VAL:HG23	2.04	0.56
25:DA:1491:G:O4'	28:DD:99:ASP:OD2	2.23	0.56
1:CA:710:G:H2'	1:CA:711:G:H8	1.70	0.56
11:CK:115:PRO:C	11:CK:117:ASN:H	2.08	0.56
33:DI:98:ALA:C	33:DI:100:ALA:H	2.08	0.56
27:DC:54:ARG:NH1	27:DC:54:ARG:CB	2.69	0.56

Continued on next page...

Continued from previous page...

Atom-1	Atom-2	Interatomic distance (Å)	Clash overlap (Å)
10:CJ:32:ALA:O	10:CJ:33:GLN:HG3	2.05	0.56
30:BF:68:LYS:HA	30:BF:68:LYS:HZ3	1.69	0.56
49:D2:38:GLN:HB2	49:D2:45:SER:HB2	1.87	0.56
17:AQ:55:ASP:HB3	17:AQ:76:LEU:HD13	1.88	0.56
25:DA:1169:G:H2'	25:DA:1170:G:O4'	2.05	0.56
23:AW:5:G:O2'	23:AW:6:G:H5'	2.05	0.56
1:CA:15:G:H8	1:CA:1396:A:O2'	1.87	0.56
30:BF:185:ASP:HA	30:BF:188:ARG:HG3	1.87	0.56
45:BY:6:HIS:HE1	45:BY:32:PRO:HB3	1.70	0.56
25:DA:927:G:C2'	25:DA:928:G:H5'	2.35	0.56
2:CB:105:PHE:O	2:CB:107:THR:N	2.39	0.56
27:DC:71:LYS:N	27:DC:71:LYS:HD3	2.19	0.56
49:D2:18:PRO:HG2	49:D2:19:VAL:H	1.70	0.56
4:AD:68:TYR:HA	4:AD:114:ARG:HD2	1.87	0.56
20:AT:37:SER:O	20:AT:40:ALA:HB3	2.05	0.56
25:BA:712:G:O2'	25:BA:713:G:H5'	2.05	0.56
1:AA:580:U:H2'	1:AA:581:G:C8	2.40	0.56
25:DA:1277:G:H4'	38:DR:20:LEU:HD11	1.87	0.56
25:DA:640:C:H2'	25:DA:641:C:C6	2.39	0.56
13:AM:117:VAL:HG12	13:AM:118:ALA:N	2.20	0.56
1:AA:882:C:O2'	1:AA:883:C:H5'	2.05	0.56
25:DA:606:U:H4'	25:DA:658:C:H4'	1.87	0.56
1:AA:1238:A:OP1	1:AA:1335:C:H1'	2.05	0.56
35:DO:24:VAL:CG2	35:DO:33:ALA:HB2	2.35	0.56
25:DA:1877:A:H5'	25:DA:1878:G:OP2	2.05	0.56
12:AL:7:LEU:O	12:AL:11:GLY:HA2	2.05	0.56
25:BA:2856:C:O2'	25:BA:2857:G:H5'	2.04	0.56
4:AD:195:ALA:C	4:AD:196:LEU:HD12	2.26	0.56
22:CV:41:PHE:N	22:CV:41:PHE:CD1	2.74	0.56
17:CQ:93:GLN:HA	17:CQ:96:GLU:OE1	2.04	0.56
56:D9:26:ILE:HG22	56:D9:27:CYS:N	2.20	0.56
33:BI:90:GLY:O	33:BI:91:SER:HB3	2.05	0.56
42:DV:39:LEU:HB3	42:DV:47:VAL:CG1	2.35	0.56
19:CS:61:TYR:O	19:CS:62:ILE:HB	2.05	0.56
20:AT:50:GLU:HB3	20:AT:100:ILE:HG12	1.86	0.56
7:CG:143:ARG:O	7:CG:147:ALA:HB2	2.04	0.56
25:BA:1011:G:OP2	41:BU:66:ASN:ND2	2.37	0.56
41:BU:112:ARG:NH1	41:BU:112:ARG:CG	2.65	0.56
25:BA:2186:G:H2'	25:BA:2187:G:C8	2.41	0.56
1:AA:221:C:H2'	1:AA:222:U:C6	2.40	0.56
3:CC:78:GLY:CA	3:CC:83:ARG:HB3	2.34	0.56

Continued on next page...

Continued from previous page...

Atom-1	Atom-2	Interatomic distance (Å)	Clash overlap (Å)
10:AJ:4:ILE:HB	10:AJ:74:ILE:CG1	2.29	0.56
30:DF:101:LEU:HD12	30:DF:102:PRO:HD2	1.86	0.56
46:BZ:150:HIS:O	46:BZ:151:ALA:O	2.23	0.56
25:DA:2680:C:C5'	29:DE:189:PRO:HA	2.35	0.56
25:DA:286:C:C2'	25:DA:287:C:H5'	2.29	0.56
1:AA:1030:C:C5	1:AA:1031:G:N2	2.73	0.56
40:BT:20:PRO:HD2	40:BT:85:LYS:O	2.05	0.56
13:CM:11:ARG:O	13:CM:45:VAL:HG21	2.05	0.56
5:AE:33:VAL:HG11	5:AE:109:ILE:HA	1.87	0.56
3:CC:97:LYS:HG2	3:CC:98:ASN:N	2.20	0.56
25:DA:1754:C:H5'	40:DT:101:PHE:CE2	2.40	0.56
37:BQ:32:TYR:OH	37:BQ:111:GLU:HB2	2.05	0.56
15:AO:87:ILE:O	15:AO:88:ARG:HB2	2.06	0.56
47:D0:43:THR:O	47:D0:43:THR:HG23	2.06	0.56
47:D0:45:PHE:O	47:D0:59:LEU:HD11	2.05	0.56
1:CA:1202:G:H2'	1:CA:1203:C:O4'	2.05	0.56
31:BG:83:ARG:HH11	31:BG:84:LYS:NZ	2.03	0.56
25:BA:2285:C:C5	53:B6:27:LYS:HE3	2.40	0.56
28:BD:146:GLU:HA	28:BD:153:ALA:HA	1.88	0.56
5:AE:53:LEU:H	5:AE:53:LEU:HD12	1.69	0.56
28:BD:108:PRO:HG2	28:BD:111:LEU:CB	2.33	0.56
13:CM:48:LEU:HG	13:CM:53:VAL:HG23	1.87	0.56
1:CA:176:C:O2'	1:CA:177:C:H5'	2.06	0.56
25:BA:2208:A:H1'	25:BA:2219:G:C5	2.39	0.56
25:DA:142:A:H8	25:DA:1595:G:H21	1.49	0.56
17:CQ:83:ASP:HA	17:CQ:86:GLU:OE1	2.06	0.56
22:CV:42:LYS:HD3	22:CV:47:GLY:O	2.06	0.56
27:BC:165:ARG:NH1	27:BC:165:ARG:HB2	2.20	0.56
12:CL:8:VAL:HG13	17:CQ:29:HIS:CD2	2.40	0.56
1:AA:781:A:H2'	1:AA:782:A:H5'	1.88	0.56
1:AA:1282:C:H2'	1:AA:1283:G:C8	2.40	0.56
25:BA:1405:U:H2'	25:BA:1406:U:H6	1.69	0.56
1:AA:724:G:C2	1:AA:725:G:C8	2.94	0.56
37:DQ:116:GLU:OE2	37:DQ:119:ARG:NH2	2.38	0.56
28:DD:183:ARG:HG2	28:DD:184:LYS:N	2.20	0.56
25:BA:2753:A:C2	25:BA:2754:U:C2	2.93	0.56
25:DA:2540:C:C2'	25:DA:2541:A:H5'	2.36	0.56
25:BA:1889:A:N1	25:BA:2234:G:H1'	2.20	0.56
25:BA:2223:G:OP1	28:BD:172:TYR:OH	2.20	0.56
1:AA:1380:U:O2'	1:AA:1381:U:H5''	2.04	0.56
18:CR:19:LYS:O	18:CR:20:ALA:HB3	2.05	0.56

Continued on next page...

Continued from previous page...

Atom-1	Atom-2	Interatomic distance (Å)	Clash overlap (Å)
25:DA:1921:G:O2'	25:DA:1922:G:H5'	2.05	0.56
25:BA:2461:C:H2'	25:BA:2462:U:C6	2.40	0.56
25:BA:1165:U:O2'	25:BA:1166:C:H5'	2.05	0.56
31:DG:88:ILE:HG13	31:DG:89:GLY:N	2.21	0.56
3:AC:35:GLU:O	3:AC:38:ARG:HG2	2.05	0.56
25:DA:1244:G:H4'	36:DP:11:GLY:HA2	1.87	0.56
25:DA:1048:A:OP2	25:DA:1110:G:N2	2.38	0.56
53:D6:19:ARG:O	53:D6:20:ASN:O	2.24	0.56
13:AM:3:ARG:HG2	13:AM:9:ILE:CG1	2.34	0.56
36:BP:80:TYR:CD1	36:BP:111:ARG:HB3	2.40	0.56
25:DA:1747(A):G:C3'	25:DA:1748:G:H5''	2.35	0.56
2:AB:55:PHE:CE1	2:AB:221:LEU:HG	2.40	0.56
29:BE:72:VAL:O	29:BE:73:GLU:O	2.24	0.56
22:CV:89:GLU:O	22:CV:90:GLN:HB2	2.04	0.56
3:CC:7:PRO:O	3:CC:11:ARG:HG2	2.05	0.56
40:DT:23:ARG:NH2	40:DT:120:ARG:HD3	2.20	0.56
37:BQ:111:GLU:OE2	37:BQ:133:ARG:NH2	2.37	0.56
37:BQ:27:VAL:O	37:BQ:28:ALA:CB	2.53	0.56
40:DT:7:ILE:O	40:DT:10:VAL:HB	2.06	0.56
30:BF:36:VAL:HG11	30:BF:183:VAL:HG11	1.88	0.56
39:DS:34:HIS:CA	39:DS:54:LEU:HD23	2.34	0.56
3:AC:153:VAL:HG13	3:AC:198:VAL:HG13	1.88	0.56
1:CA:81:U:H2'	1:CA:82:U:C6	2.41	0.56
1:CA:80:G:H5'	1:CA:83:U:OP1	2.05	0.56
5:CE:72:GLN:HE21	5:CE:77:PRO:HB3	1.70	0.56
33:DI:19:VAL:HG22	33:DI:20:ASP:H	1.70	0.56
8:AH:86:ILE:HG22	8:AH:87:SER:N	2.21	0.56
25:DA:1579:A:H2'	25:DA:1580:A:C8	2.40	0.56
25:BA:12:U:C2'	25:BA:12:U:O2	2.53	0.56
40:BT:88:ILE:HG22	40:BT:89:VAL:H	1.70	0.56
31:BG:16:ARG:NH1	31:BG:31:VAL:CG1	2.69	0.56
5:AE:95:ALA:HB1	5:AE:96:PRO:HD2	1.87	0.56
1:AA:1424:C:O2'	1:AA:1425:U:H5'	2.06	0.56
37:DQ:81:VAL:HG23	47:D0:7:LEU:CD2	2.36	0.56
25:BA:2261:C:OP1	47:B0:16:GLN:HG2	2.05	0.56
7:AG:18:TYR:HD2	7:AG:59:LEU:HD12	1.70	0.56
35:BO:25:LEU:HD12	35:BO:38:VAL:CG1	2.35	0.56
48:B1:95:LEU:C	48:B1:97:LEU:N	2.59	0.56
1:CA:1250:A:H4'	9:CI:68:GLY:N	2.21	0.56
25:DA:2812:G:N2	25:DA:2889:C:H1'	2.20	0.56
7:AG:135:VAL:C	7:AG:137:LYS:H	2.08	0.56

Continued on next page...

Continued from previous page...

Atom-1	Atom-2	Interatomic distance (Å)	Clash overlap (Å)
40:DT:113:LYS:O	40:DT:114:LEU:HD23	2.06	0.56
32:DH:71:LEU:HA	32:DH:74:ASN:HD22	1.70	0.56
9:AI:48:GLU:N	9:AI:49:PRO:CD	2.69	0.56
3:CC:116:VAL:O	3:CC:119:ARG:HB3	2.05	0.56
34:BN:58:ASP:O	34:BN:60:ILE:N	2.38	0.56
25:BA:2070:G:H2'	25:BA:2071:A:O4'	2.06	0.56
25:BA:2031:A:O2'	25:BA:2032:G:P	2.64	0.56
4:CD:62:GLN:NE2	4:CD:62:GLN:HA	2.20	0.56
1:AA:660:G:H2'	1:AA:661:G:O4'	2.05	0.56
25:DA:1679:U:H2'	25:DA:1680:U:H5'	1.88	0.56
1:AA:175:C:O2'	1:AA:176:C:H5'	2.05	0.56
15:CO:66:LEU:O	15:CO:69:TYR:HB3	2.05	0.56
43:BW:12:ILE:HG13	43:BW:42:ARG:HH12	1.71	0.56
27:BC:70:GLY:C	27:BC:72:GLN:H	2.09	0.56
1:CA:1318:A:H1'	19:CS:37:ARG:NH2	2.20	0.56
3:AC:178:LEU:C	3:AC:180:ALA:H	2.09	0.56
25:DA:862:G:H2'	25:DA:863:A:C8	2.41	0.56
25:DA:910:A:C4	37:DQ:13:GLN:HG3	2.41	0.56
1:CA:1251:A:H1'	1:CA:1369:C:O2'	2.05	0.56
7:CG:71:PRO:HA	7:CG:138:LYS:HG2	1.86	0.56
7:CG:75:VAL:HG12	7:CG:88:PRO:CB	2.35	0.56
25:BA:2807:G:C3'	25:BA:2808:U:H5''	2.36	0.56
1:AA:1223:C:C2'	1:AA:1223:C:O3'	2.44	0.56
13:AM:80:ARG:C	13:AM:82:MET:H	2.09	0.56
45:DY:10:GLY:CA	45:DY:27:VAL:HG13	2.29	0.56
45:DY:43:ASN:HA	45:DY:64:GLU:HA	1.88	0.56
25:DA:278:A:H8	25:DA:278:A:O5'	1.89	0.56
35:BO:71:ARG:NH1	35:BO:71:ARG:HG3	2.16	0.56
38:DR:10:LEU:HB3	38:DR:17:ARG:CD	2.36	0.56
55:D8:61:LEU:HD22	55:D8:62:LEU:H	1.71	0.56
53:B6:48:VAL:O	53:B6:49:HIS:CB	2.53	0.56
25:DA:352:G:N3	25:DA:352:G:H2'	2.20	0.56
40:BT:28:VAL:HG22	40:BT:46:GLU:CA	2.35	0.56
5:AE:111:GLU:C	5:AE:113:ALA:H	2.09	0.56
8:AH:6:ILE:H	8:AH:6:ILE:CD1	2.18	0.56
1:AA:1053:G:C5	1:AA:1199:U:H2'	2.40	0.56
1:CA:1316:G:H2'	1:CA:1317:C:C5'	2.31	0.56
27:DC:80:LYS:NZ	31:DG:48:GLU:HB2	2.21	0.56
31:DG:86:MET:HB3	31:DG:87:PRO:CD	2.35	0.56
36:DP:79:ARG:NH2	36:DP:109:GLY:HA3	2.20	0.56
1:AA:473:G:H4'	16:AP:81:ARG:HH21	1.70	0.56

Continued on next page...

Continued from previous page...

Atom-1	Atom-2	Interatomic distance (Å)	Clash overlap (Å)
27:DC:138:LEU:HD13	27:DC:139:PRO:N	2.19	0.56
25:BA:2310:A:O2'	25:BA:2311:A:H5'	2.06	0.56
1:AA:662:G:O2'	1:AA:836:G:H5'	2.05	0.56
12:CL:80:VAL:HG13	12:CL:97:ILE:HG23	1.86	0.56
2:AB:7:VAL:N	2:AB:8:LYS:HZ3	2.03	0.56
18:AR:43:PHE:HE2	18:AR:58:LEU:HD11	1.71	0.56
55:D8:33:ASN:N	55:D8:33:ASN:ND2	2.49	0.56
34:DN:114:ARG:HH11	34:DN:114:ARG:CB	2.16	0.56
25:DA:520:G:H2'	25:DA:521:G:C8	2.41	0.56
25:BA:280:C:H5'	25:BA:280:C:C6	2.30	0.56
44:BX:12:VAL:HG21	44:BX:27:THR:HB	1.88	0.56
6:CF:97:PHE:O	18:CR:31:LEU:HD23	2.05	0.56
9:AI:3:GLN:HG2	9:AI:20:ARG:NH1	2.17	0.56
22:CV:105:LYS:HG2	22:CV:106:GLU:N	2.18	0.56
27:DC:98:GLU:O	27:DC:101:ILE:HG22	2.05	0.56
1:AA:47:C:HO2'	1:AA:48:C:H5'	1.69	0.56
28:BD:131:LEU:N	28:BD:131:LEU:HD12	2.20	0.56
28:BD:28:GLU:HB2	28:BD:29:PRO:CD	2.35	0.56
25:DA:1721:G:O6	25:DA:1739:U:H5'	2.06	0.56
1:CA:1244:C:H2'	1:CA:1245:A:H8	1.66	0.56
25:DA:718:A:H2'	25:DA:719:C:O4'	2.05	0.56
25:BA:1028:A:N6	25:BA:1125:G:H2'	2.21	0.56
29:DE:6:GLY:O	29:DE:196:VAL:HG22	2.05	0.56
34:BN:55:VAL:HG22	34:BN:126:PRO:HA	1.87	0.56
45:BY:36:ALA:HA	45:BY:69:ALA:H	1.70	0.56
20:AT:85:MET:HG3	20:AT:85:MET:O	2.05	0.56
30:DF:31:HIS:HB2	36:DP:13:ASN:HB3	1.86	0.56
46:BZ:8:TYR:CE2	46:BZ:34:ARG:HD2	2.41	0.56
25:BA:380:U:H5'	48:B1:18:ILE:HD13	1.87	0.56
3:AC:186:PHE:CG	3:AC:187:ALA:N	2.73	0.56
25:BA:461:C:O2'	25:BA:462:C:H5'	2.04	0.56
25:BA:2322:A:H2'	25:BA:2323:G:O4'	2.04	0.56
33:BI:128:LEU:O	33:BI:137:PRO:HA	2.06	0.56
25:DA:2866:U:C6	25:DA:2868:A:H1'	2.40	0.56
25:DA:836:G:H2'	25:DA:837:C:C6	2.41	0.56
25:DA:2492:U:H2'	25:DA:2492:U:O2	2.04	0.56
46:DZ:102:ARG:HB2	46:DZ:135:PHE:CD1	2.41	0.56
25:BA:1106:G:C2'	25:BA:1107:G:C8	2.88	0.56
1:CA:1116:C:C3'	1:CA:1117:G:H5''	2.35	0.56
1:CA:1128:C:O2'	1:CA:1146:A:N1	2.38	0.56
13:CM:92:HIS:CD2	13:CM:98:VAL:HG21	2.40	0.56

Continued on next page...

Continued from previous page...

Atom-1	Atom-2	Interatomic distance (Å)	Clash overlap (Å)
25:BA:2787:C:C1'	29:BE:61:ARG:HG3	2.18	0.56
1:AA:1318:A:H4'	19:AS:10:PHE:HB2	1.87	0.56
30:BF:3:GLU:HA	30:BF:24:LEU:HD12	1.87	0.56
3:AC:21:ARG:O	3:AC:58:GLU:HA	2.05	0.56
30:DF:5:ALA:HB3	30:DF:18:ARG:HB3	1.88	0.56
25:DA:2402:C:H2'	25:DA:2403:C:C5'	2.36	0.56
32:DH:85:LYS:CG	32:DH:133:VAL:HB	2.36	0.56
53:B6:12:GLU:HB3	53:B6:23:THR:CG2	2.27	0.56
2:AB:220:ASP:HA	2:AB:223:ILE:HD11	1.87	0.56
17:AQ:45:HIS:CB	17:AQ:65:ILE:HD13	2.36	0.56
4:AD:108:LEU:HD12	4:AD:174:LEU:HD13	1.88	0.56
29:BE:65:GLY:HA2	29:BE:70:ALA:HB1	1.87	0.56
13:CM:14:ARG:HA	13:CM:43:THR:O	2.06	0.56
2:AB:142:LEU:HA	2:AB:145:LEU:HB2	1.87	0.56
4:AD:30:LYS:C	4:AD:32:ALA:N	2.58	0.56
3:CC:62:ASP:CA	3:CC:97:LYS:HE2	2.35	0.56
15:CO:11:VAL:O	15:CO:14:GLU:N	2.38	0.56
6:CF:91:VAL:HG11	18:CR:72:ARG:HH22	1.67	0.56
1:AA:556:C:C2'	1:AA:557:G:H5'	2.36	0.56
6:CF:82:ARG:HA	6:CF:82:ARG:NH1	2.20	0.56
33:BI:133:HIS:ND1	33:BI:133:HIS:N	2.52	0.56
25:DA:1827:C:C2'	25:DA:1828:G:H5'	2.36	0.56
3:CC:111:LEU:HD21	3:CC:145:GLY:O	2.06	0.56
28:BD:147:LEU:HD13	28:BD:155:LEU:HD11	1.88	0.56
1:AA:1002:G:N2	1:AA:1003:G:H1'	2.19	0.56
1:AA:1004:A:N6	1:AA:1035:A:C8	2.73	0.56
25:DA:2485:G:H5''	37:DQ:46:GLN:HE21	1.69	0.56
39:BS:16:ASN:O	39:BS:19:LYS:HB3	2.04	0.56
44:BX:41:ASN:O	44:BX:45:THR:HG23	2.05	0.56
1:CA:191:G:O2'	1:CA:192:U:H5'	2.05	0.56
20:CT:57:ARG:NH1	20:CT:103:GLY:H	2.03	0.56
18:CR:31:LEU:H	18:CR:31:LEU:CD2	2.19	0.56
1:CA:501:C:H2'	1:CA:502:G:H8	1.70	0.56
55:D8:50:LEU:HD12	55:D8:51:ALA:N	2.19	0.56
25:BA:1558:A:O2'	25:BA:1559:G:OP2	2.18	0.56
25:DA:2795:G:C2	25:DA:2799:C:H5'	2.40	0.56
25:BA:2263:C:H2'	25:BA:2264:C:H6	1.69	0.56
11:CK:103:LEU:HD13	11:CK:104:GLN:H	1.71	0.56
19:CS:6:LYS:HG2	19:CS:7:LYS:CE	2.36	0.56
22:CV:78:GLU:O	22:CV:95:ARG:HG3	2.05	0.56
1:CA:1484:C:O2'	1:CA:1485:U:H5'	2.06	0.56

Continued on next page...

Continued from previous page...

Atom-1	Atom-2	Interatomic distance (Å)	Clash overlap (Å)
25:BA:1252:G:C2	25:BA:1253:A:C2	2.93	0.56
25:DA:1352:U:O2'	25:DA:1353:A:H5'	2.06	0.56
25:BA:1530:C:O2'	25:BA:1531:C:H5'	2.06	0.56
44:BX:47:PHE:CD1	44:BX:47:PHE:N	2.73	0.56
1:AA:642:A:N3	8:AH:113:SER:OG	2.38	0.56
5:AE:143:ARG:HD2	8:AH:77:GLU:OE2	2.06	0.56
29:DE:128:SER:O	29:DE:130:GLY:N	2.38	0.56
22:CV:153:LEU:C	22:CV:155:THR:H	2.08	0.56
49:B2:27:GLU:O	49:B2:31:GLU:HG3	2.06	0.56
1:CA:1478:C:H2'	1:CA:1479:C:H6	1.71	0.56
25:DA:1858:G:H2'	25:DA:1883:G:N2	2.21	0.56
1:CA:1228:C:OP1	13:CM:115:LYS:HD3	2.05	0.56
34:BN:108:PRO:O	34:BN:113:GLY:HA3	2.05	0.56
23:CW:41:C:O2'	23:CW:42:G:H5'	2.06	0.56
40:DT:118:ARG:O	40:DT:121:ILE:HG22	2.06	0.56
38:DR:101:ALA:O	38:DR:102:GLU:CB	2.54	0.56
1:AA:1112:C:C4	3:AC:178:LEU:HD23	2.40	0.56
46:DZ:26:VAL:HG12	46:DZ:86:ASP:OD2	2.05	0.56
46:DZ:9:ARG:HA	46:DZ:37:TYR:HD2	1.71	0.56
1:AA:134:A:N6	16:AP:25:ARG:NH1	2.48	0.56
41:DU:104:GLN:N	41:DU:104:GLN:CD	2.57	0.56
41:DU:92:ARG:CD	41:DU:95:LEU:H	2.19	0.56
25:DA:973:A:O4'	25:DA:1188:U:C6	2.58	0.56
25:DA:2110:G:H5''	25:DA:2118:U:H3	1.70	0.56
44:DX:12:VAL:HG21	44:DX:21:PHE:HZ	1.71	0.56
1:CA:939:G:H2'	1:CA:940:C:C6	2.41	0.56
1:CA:942:G:H21	9:CI:124:GLN:NE2	2.03	0.56
7:CG:119:ARG:O	7:CG:123:GLU:HB2	2.06	0.56
10:AJ:45:ARG:HD3	10:AJ:47:PHE:CE2	2.41	0.56
1:AA:1132:C:O2'	1:AA:1133:G:H5'	2.06	0.56
3:AC:3:ASN:ND2	3:AC:4:LYS:NZ	2.53	0.56
25:DA:593:G:O4'	55:D8:4:MET:HE1	2.06	0.56
32:DH:91:GLY:HA3	32:DH:94:TYR:HD2	1.71	0.56
29:BE:5:LEU:HD12	29:BE:51:PHE:HB2	1.88	0.56
40:DT:82:LEU:H	40:DT:82:LEU:CD1	2.12	0.56
22:CV:72:TYR:N	22:CV:109:THR:CG2	2.60	0.56
3:CC:41:GLY:O	3:CC:45:LYS:HG3	2.06	0.56
3:CC:9:GLY:O	14:CN:58:LYS:HG3	2.06	0.56
1:AA:823:G:H21	8:AH:1:MET:HE3	1.70	0.56
47:D0:72:ARG:HB2	47:D0:75:LEU:CB	2.36	0.56
25:BA:1021:A:C8	25:BA:1021:A:H3'	2.41	0.56

Continued on next page...

Continued from previous page...

Atom-1	Atom-2	Interatomic distance (Å)	Clash overlap (Å)
25:DA:637:A:O5'	36:DP:116:GLY:HA2	2.06	0.56
15:AO:63:ARG:HG2	15:AO:67:LEU:CD1	2.35	0.56
39:DS:35:ILE:O	39:DS:35:ILE:HG23	2.05	0.56
1:AA:370:C:H2'	1:AA:371:G:C8	2.41	0.56
16:AP:67:THR:HG22	16:AP:68:ASP:H	1.71	0.56
1:CA:1151:A:H1'	10:CJ:39:PRO:HG3	1.86	0.56
39:DS:98:VAL:CG2	39:DS:100:ALA:HB2	2.35	0.56
6:CF:69:GLU:HG2	6:CF:70:ASP:N	2.19	0.56
6:CF:79:LEU:HD12	6:CF:88:VAL:HG11	1.86	0.56
27:BC:34:ALA:HB2	27:BC:217:THR:CB	2.35	0.56
26:DB:17:C:H2'	26:DB:18:G:H8	1.71	0.56
1:CA:221:C:H2'	1:CA:222:U:C6	2.41	0.56
55:B8:51:ALA:C	55:B8:53:PRO:HD2	2.26	0.56
25:DA:1281:G:H2'	25:DA:1282:U:O4'	2.05	0.56
1:AA:149:A:H2'	1:AA:150:C:C6	2.41	0.56
1:AA:1425:U:H2'	1:AA:1426:C:H6	1.71	0.56
29:DE:132:HIS:O	29:DE:133:LYS:CG	2.53	0.56
29:BE:97:LYS:HE2	29:BE:97:LYS:CA	2.36	0.56
25:BA:2261:C:P	47:B0:16:GLN:HG2	2.46	0.56
25:BA:2271:G:H5'	47:B0:19:ARG:HG3	1.88	0.56
52:B5:13:LYS:H	52:B5:13:LYS:CD	2.18	0.56
33:BI:68:LEU:HA	33:BI:71:ILE:HG21	1.88	0.56
25:DA:184:C:H2'	25:DA:185:U:C6	2.41	0.56
4:AD:154:ASN:O	4:AD:155:LEU:C	2.44	0.56
1:AA:1387:G:H2'	1:AA:1388:C:C6	2.40	0.56
1:CA:1246:C:H2'	1:CA:1247:U:H6	1.71	0.56
25:DA:2271:G:H4'	47:D0:20:ARG:HH12	1.71	0.56
4:CD:190:ASP:OD2	4:CD:190:ASP:C	2.44	0.56
15:AO:11:VAL:HG21	15:AO:34:LEU:HD22	1.87	0.56
25:BA:755:C:H2'	25:BA:756:C:H6	1.70	0.56
18:AR:53:ARG:HB2	18:AR:63:GLN:HE21	1.70	0.56
3:CC:82:GLU:O	3:CC:86:VAL:HG22	2.06	0.56
25:BA:1830:C:O2'	25:BA:1831:G:H5'	2.06	0.56
25:DA:758:C:H2'	25:DA:759:G:H8	1.70	0.56
25:DA:1656:C:H2'	25:DA:1657:C:H6	1.70	0.56
4:CD:180:GLY:C	4:CD:182:LYS:HE3	2.26	0.56
56:D9:11:CYS:SG	56:D9:32:HIS:CD2	2.99	0.56
37:DQ:135:ASP:C	37:DQ:137:TYR:N	2.58	0.56
34:DN:2:LYS:O	34:DN:4:TYR:CZ	2.59	0.56
42:DV:22:VAL:O	42:DV:23:GLU:CB	2.53	0.56
25:DA:2189:U:H3'	25:DA:2190:G:H5''	1.87	0.56

Continued on next page...

Continued from previous page...

Atom-1	Atom-2	Interatomic distance (Å)	Clash overlap (Å)
1:CA:1341:U:O2'	1:CA:1342:C:H5'	2.05	0.56
1:CA:1292:U:H5'	9:CI:38:GLN:HE22	1.71	0.56
45:DY:54:LYS:O	45:DY:55:TYR:O	2.23	0.56
22:CV:127:VAL:HG21	23:CW:23:C:H5''	1.88	0.56
25:BA:2370:G:H2'	25:BA:2371:G:O4'	2.06	0.56
28:DD:26:LYS:HZ1	28:DD:82:ILE:HB	1.71	0.56
25:BA:2795:G:N1	25:BA:2799:C:H5'	2.21	0.56
2:AB:23:ARG:O	2:AB:23:ARG:HG2	2.04	0.56
45:BY:45:VAL:CG2	45:BY:61:ILE:HA	2.33	0.56
52:D5:4:HIS:O	52:D5:5:PRO:C	2.42	0.56
2:AB:149:LEU:HD22	2:AB:152:PHE:HD1	1.70	0.56
1:CA:1113:C:O2'	1:CA:1114:C:H5'	2.05	0.56
3:CC:181:ASN:HD21	3:CC:204:LEU:HB2	1.70	0.56
10:CJ:48:THR:HG22	10:CJ:49:VAL:N	2.20	0.56
14:CN:40:CYS:HG	14:CN:43:CYS:HG	1.51	0.56
25:DA:2791:C:H6	25:DA:2792:G:N7	2.03	0.56
25:DA:74:A:H4'	25:DA:75:G:O5'	2.06	0.56
30:BF:66:PRO:O	30:BF:67:GLN:CB	2.53	0.56
2:CB:128:GLU:HG3	2:CB:129:GLU:HG3	1.88	0.56
1:AA:393:A:C2'	1:AA:394:G:H5'	2.36	0.56
20:CT:96:GLY:O	20:CT:97:ALA:CB	2.54	0.56
25:DA:2476:A:C2	25:DA:2477:C:C4	2.94	0.56
28:DD:30:GLU:HG3	28:DD:63:ARG:NE	2.20	0.56
35:DO:52:VAL:HG23	35:DO:56:ASP:OD1	2.06	0.56
25:BA:740:U:H6	25:BA:740:U:C5'	2.13	0.56
18:AR:50:ILE:HD12	18:AR:70:ILE:HG21	1.88	0.56
25:BA:2882:A:C2'	25:BA:2883:A:O5'	2.53	0.56
50:B3:35:ARG:HG3	50:B3:35:ARG:HH11	1.70	0.56
16:CP:20:VAL:HG21	16:CP:32:TYR:CD1	2.41	0.56
25:BA:2313:C:H2'	25:BA:2314:C:H6	1.71	0.56
28:DD:270:ILE:H	28:DD:270:ILE:CD1	2.19	0.56
27:DC:78:ILE:HG22	27:DC:120:VAL:HG11	1.88	0.56
55:D8:51:ALA:C	55:D8:53:PRO:HD2	2.26	0.56
18:CR:37:VAL:HG23	18:CR:38:GLU:N	2.20	0.56
34:BN:120:LEU:HD11	34:BN:122:VAL:CG2	2.36	0.56
12:AL:61:TYR:CD1	12:AL:61:TYR:N	2.74	0.56
4:AD:122:ARG:C	4:AD:124:GLY:H	2.09	0.56
8:CH:29:SER:HB2	8:CH:32:LYS:NZ	2.20	0.56
11:CK:59:TYR:O	11:CK:62:GLN:HB3	2.05	0.56
1:CA:542:G:H2'	1:CA:543:C:H6	1.71	0.56
1:CA:430:A:P	4:CD:8:VAL:H	2.28	0.56

Continued on next page...

Continued from previous page...

Atom-1	Atom-2	Interatomic distance (Å)	Clash overlap (Å)
25:DA:2346:A:C8	25:DA:2383:G:C6	2.94	0.56
31:DG:29:TRP:HA	31:DG:29:TRP:CE3	2.41	0.56
25:DA:2757:A:C2	32:DH:63:SER:HB3	2.41	0.56
18:AR:36:ASN:ND2	18:AR:39:VAL:HB	2.21	0.56
1:CA:779:C:C2'	1:CA:780:A:H5'	2.36	0.56
31:BG:53:LEU:H	31:BG:53:LEU:HD22	1.70	0.56
25:DA:2522:U:H2'	25:DA:2523:G:H5'	1.88	0.56
2:CB:187:LEU:HD22	2:CB:205:ASP:CB	2.36	0.56
54:D7:29:LYS:O	54:D7:33:ARG:HB2	2.06	0.56
1:CA:115:G:H1'	1:CA:116:A:N7	2.20	0.56
4:AD:98:GLU:HG3	4:AD:103:ASN:HD21	1.69	0.56
1:CA:1424:C:O2'	1:CA:1425:U:H5'	2.06	0.56
1:CA:341:C:H2'	1:CA:342:C:C6	2.40	0.56
25:DA:2818:G:O2'	25:DA:2819:G:H5'	2.06	0.56
25:BA:2853:C:H2'	25:BA:2854:G:H8	1.71	0.56
38:BR:59:ASP:OD2	38:BR:59:ASP:N	2.38	0.56
25:DA:1810:A:H2'	25:DA:1811:G:O4'	2.06	0.56
25:BA:127:A:H5''	25:BA:128:C:C6	2.41	0.56
1:AA:1051:C:H2'	1:AA:1052:U:C6	2.41	0.56
1:AA:1089:G:H2'	1:AA:1090:U:H6	1.71	0.56
33:BI:92:VAL:CG2	33:BI:120:ILE:HD12	2.36	0.56
10:AJ:51:ARG:CZ	10:AJ:61:GLU:HB2	2.36	0.56
50:D3:9:VAL:HA	50:D3:32:GLN:OE1	2.06	0.56
41:DU:71:GLN:O	41:DU:73:GLY:N	2.37	0.56
25:DA:917:A:C2	25:DA:918:A:H1'	2.41	0.56
7:CG:66:VAL:O	7:CG:70:LYS:HB2	2.06	0.56
42:BV:47:VAL:O	42:BV:49:THR:O	2.23	0.56
31:DG:102:PHE:HE2	31:DG:141:PHE:CE1	2.24	0.56
45:DY:8:LYS:HD2	45:DY:8:LYS:N	2.21	0.56
25:DA:2810:A:O2'	29:DE:61:ARG:HG3	2.06	0.56
29:DE:24:THR:HG21	29:DE:188:VAL:CG1	2.36	0.56
25:BA:541:C:N3	25:BA:542:C:C4	2.73	0.56
8:CH:7:ALA:HB2	8:CH:85:ARG:HH11	1.70	0.56
36:BP:108:LYS:C	36:BP:110:TYR:N	2.57	0.56
36:BP:96:THR:O	36:BP:98:GLU:HG2	2.05	0.56
28:BD:21:PHE:O	28:BD:24:ILE:HG22	2.06	0.56
45:BY:50:ARG:O	45:BY:51:VAL:HG23	2.05	0.56
35:DO:107:ARG:HH11	40:DT:35:LYS:HD2	1.67	0.56
1:CA:1316:G:N1	1:CA:1319:A:OP2	2.39	0.56
19:CS:20:LEU:HA	19:CS:23:ASN:HB3	1.88	0.56
19:CS:4:SER:O	19:CS:5:LEU:HB2	2.04	0.56

Continued on next page...

Continued from previous page...

Atom-1	Atom-2	Interatomic distance (Å)	Clash overlap (Å)
52:B5:53:ALA:HA	52:B5:56:LYS:NZ	2.21	0.56
52:B5:54:GLY:H	52:B5:56:LYS:HZ1	1.51	0.56
1:AA:1208:C:H2'	1:AA:1209:C:C6	2.34	0.56
22:AV:136:PRO:C	22:AV:138:GLY:N	2.60	0.56
28:DD:209:ALA:C	28:DD:210:GLY:O	2.43	0.56
23:AW:3:C:H6	23:AW:3:C:O5'	1.88	0.56
28:DD:30:GLU:CD	28:DD:63:ARG:HE	2.09	0.56
1:AA:546:G:P	4:AD:72:GLU:HB3	2.46	0.56
25:BA:848:G:C1'	25:BA:933:A:H8	2.18	0.56
6:CF:18:GLN:O	6:CF:21:LEU:N	2.39	0.56
25:DA:1495:A:H3'	25:DA:1496:A:C2	2.41	0.56
49:B2:28:LYS:HB3	49:B2:57:ILE:HD13	1.87	0.56
55:B8:53:PRO:O	55:B8:57:ARG:N	2.34	0.56
28:DD:268:ARG:CB	28:DD:268:ARG:NH1	2.69	0.56
26:BB:56:G:H4'	26:BB:57:A:C8	2.40	0.56
4:AD:96:LEU:HD13	4:AD:96:LEU:N	2.21	0.56
6:AF:7:ASN:ND2	6:AF:7:ASN:N	2.54	0.56
10:AJ:84:GLN:CA	10:AJ:88:LEU:HD23	2.36	0.56
25:DA:1205:U:H3'	25:DA:1206:G:H5'	1.87	0.56
1:CA:600:C:H2'	1:CA:601:C:C6	2.41	0.56
25:DA:404:C:H4'	25:DA:405:U:C5'	2.35	0.56
9:CI:42:ARG:NH1	9:CI:42:ARG:HG2	2.21	0.56
12:AL:123:LYS:HD2	12:AL:124:GLU:H	1.71	0.56
25:DA:2012:G:O3'	43:DW:96:ILE:HD11	2.06	0.56
25:DA:2013:A:H4'	43:DW:96:ILE:HD12	1.88	0.56
34:BN:58:ASP:C	34:BN:60:ILE:N	2.58	0.56
34:BN:47:ALA:HB1	34:BN:116:LEU:HD21	1.87	0.56
25:DA:597:U:H2'	25:DA:598:G:C8	2.41	0.56
25:DA:1014:U:H2'	25:DA:1015:G:C8	2.41	0.56
36:BP:113:LYS:HG2	36:BP:113:LYS:O	2.05	0.56
6:AF:97:PHE:HD2	6:AF:97:PHE:C	2.08	0.56
25:DA:621:A:H3'	25:DA:622:G:H8	1.71	0.56
1:CA:1426:C:O2'	1:CA:1427:U:H5'	2.06	0.56
46:BZ:56:ILE:O	46:BZ:67:PRO:HA	2.06	0.56
33:BI:75:LEU:O	33:BI:76:THR:HG23	2.05	0.56
25:DA:2426:A:H3'	25:DA:2427:C:H5'	1.87	0.56
25:BA:2734:A:H2'	25:BA:2735:G:O4'	2.06	0.56
9:AI:40:LEU:HB2	9:AI:43:ALA:CB	2.35	0.55
42:DV:20:LEU:CB	42:DV:21:ARG:HE	2.16	0.55
48:D1:52:ARG:CG	48:D1:53:VAL:H	2.09	0.55
25:BA:1576:U:H2'	25:BA:1577:C:H6	1.70	0.55

Continued on next page...

Continued from previous page...

Atom-1	Atom-2	Interatomic distance (Å)	Clash overlap (Å)
19:AS:33:THR:HG23	19:AS:51:VAL:HA	1.88	0.55
19:AS:51:VAL:HB	19:AS:58:VAL:HG22	1.88	0.55
45:DY:42:VAL:HB	45:DY:65:ALA:HB3	1.86	0.55
53:D6:41:PRO:HD3	53:D6:46:HIS:HA	1.88	0.55
32:DH:122:THR:HB	32:DH:134:SER:HB2	1.88	0.55
36:BP:98:GLU:HA	36:BP:101:VAL:HG22	1.88	0.55
40:BT:28:VAL:C	40:BT:29:ARG:HD3	2.27	0.55
4:AD:79:PHE:CE1	4:AD:203:VAL:HG12	2.41	0.55
40:DT:88:ILE:HG22	40:DT:89:VAL:N	2.20	0.55
40:DT:92:GLY:C	40:DT:94:ALA:N	2.59	0.55
46:BZ:124:LEU:HD23	46:BZ:163:ALA:O	2.05	0.55
25:DA:2163:C:H2'	25:DA:2164:C:O4'	2.05	0.55
6:CF:74:ASP:HA	6:CF:77:ARG:NH1	2.19	0.55
1:CA:188:C:O2'	1:CA:189:G:H5'	2.06	0.55
25:DA:2123:G:H2'	25:DA:2124:G:H8	1.69	0.55
12:AL:38:ARG:CG	12:AL:39:THR:N	2.70	0.55
10:CJ:90:LEU:N	10:CJ:91:PRO:HD3	2.21	0.55
17:CQ:66:SER:OG	17:CQ:69:LYS:HB3	2.06	0.55
20:AT:30:LYS:O	20:AT:33:ILE:HB	2.04	0.55
43:DW:29:LEU:CD2	43:DW:69:LEU:HD12	2.37	0.55
25:BA:1718:G:H2'	25:BA:1719:G:C5'	2.36	0.55
18:AR:46:GLU:CB	18:AR:85:LEU:HD22	2.35	0.55
33:DI:10:GLU:OE2	33:DI:11:ASN:N	2.40	0.55
25:DA:839:U:H2'	25:DA:840:C:C6	2.40	0.55
22:AV:103:PHE:N	22:AV:103:PHE:HD1	2.02	0.55
22:AV:85:LEU:HD11	22:AV:109:THR:HG22	1.87	0.55
1:AA:300:A:H1'	1:AA:565:U:O2	2.06	0.55
1:CA:674:G:H2'	1:CA:675:A:H8	1.70	0.55
11:AK:41:THR:HG21	11:AK:71:LYS:CB	2.35	0.55
31:BG:39:ILE:HD11	31:BG:155:MET:CB	2.35	0.55
1:AA:808:C:OP2	15:AO:48:LYS:HE3	2.06	0.55
48:B1:80:LEU:HD23	48:B1:81:LYS:H	1.72	0.55
1:CA:711:G:O2'	1:CA:712:A:H5'	2.06	0.55
25:BA:1139:G:H5'	34:BN:102:ALA:CB	2.37	0.55
18:CR:82:THR:HG22	18:CR:83:GLU:N	2.21	0.55
12:CL:124:GLU:CD	12:CL:124:GLU:H	2.10	0.55
49:D2:41:ILE:HD11	49:D2:44:LEU:HG	1.88	0.55
34:BN:43:THR:HB	34:BN:46:VAL:HG12	1.88	0.55
1:CA:328:C:C2'	1:CA:328:C:O2	2.53	0.55
25:BA:535:C:C2'	25:BA:536:A:H5'	2.35	0.55
1:CA:17:U:O4'	1:CA:1080:A:H1'	2.06	0.55

Continued on next page...

Continued from previous page...

Atom-1	Atom-2	Interatomic distance (Å)	Clash overlap (Å)
12:AL:55:VAL:HG12	12:AL:57:LEU:HD22	1.88	0.55
46:DZ:97:MET:HE3	46:DZ:99:VAL:HG22	1.87	0.55
25:BA:1525:G:H2'	25:BA:1526:G:C8	2.41	0.55
25:DA:418:G:O2'	25:DA:419:C:H5'	2.06	0.55
25:DA:1518:U:H2'	25:DA:1519:G:O4'	2.06	0.55
28:DD:68:LYS:O	28:DD:68:LYS:HG3	2.04	0.55
17:AQ:6:LEU:HD23	17:AQ:23:VAL:HG21	1.88	0.55
33:BI:92:VAL:HG21	33:BI:120:ILE:HD12	1.87	0.55
2:CB:167:PRO:O	2:CB:170:GLU:N	2.40	0.55
42:DV:46:VAL:CG2	42:DV:47:VAL:H	2.14	0.55
42:DV:69:LYS:HG3	42:DV:87:HIS:H	1.71	0.55
44:DX:21:PHE:C	44:DX:23:GLU:H	2.08	0.55
1:CA:1372:U:H2'	1:CA:1373:G:O4'	2.05	0.55
31:DG:117:PHE:C	31:DG:118:ARG:HG3	2.27	0.55
25:DA:1360:A:H2'	25:DA:1361:G:O4'	2.06	0.55
1:AA:184:G:O4'	1:AA:224:C:H4'	2.06	0.55
3:AC:62:ASP:HA	3:AC:97:LYS:CE	2.36	0.55
25:DA:2832:U:C4'	25:DA:2833:G:H5''	2.28	0.55
25:BA:1638:C:H4'	25:BA:2710:C:O2	2.06	0.55
53:B6:19:ARG:HG3	53:B6:42:TRP:HE1	1.70	0.55
53:B6:20:ASN:HD22	53:B6:21:TYR:H	1.54	0.55
55:D8:23:VAL:HG12	55:D8:46:ARG:HH11	1.70	0.55
40:BT:45:PHE:HE2	40:BT:63:VAL:HB	1.70	0.55
8:CH:137:VAL:HG12	8:CH:138:TRP:H	1.71	0.55
10:AJ:39:PRO:CA	10:AJ:70:ARG:HG3	2.36	0.55
4:AD:10:ARG:NH1	4:AD:40:PRO:HG3	2.22	0.55
22:CV:70:LEU:HA	22:CV:85:LEU:HB2	1.88	0.55
14:CN:26:ARG:HG3	14:CN:27:CYS:H	1.71	0.55
34:DN:51:PHE:CE2	34:DN:119:ARG:HD2	2.42	0.55
32:BH:67:LEU:O	32:BH:71:LEU:HB2	2.05	0.55
28:DD:159:ALA:HA	28:DD:196:VAL:HG12	1.89	0.55
15:CO:12:ILE:O	15:CO:16:ALA:HB2	2.06	0.55
52:B5:48:GLU:O	52:B5:49:CYS:HB3	2.07	0.55
47:D0:51:VAL:HG12	47:D0:59:LEU:HD22	1.87	0.55
2:AB:67:THR:O	2:AB:68:ILE:HD13	2.07	0.55
25:BA:588:U:H2'	25:BA:589:C:C6	2.41	0.55
36:BP:23:PRO:HB2	36:BP:33:ARG:NE	2.21	0.55
1:CA:81:U:O4	1:CA:84:U:OP2	2.25	0.55
1:CA:460:G:N1	1:CA:470:C:H5''	2.21	0.55
25:BA:549:G:C3'	25:BA:551:G:H5''	2.35	0.55
27:BC:26:ALA:HB1	27:BC:223:VAL:HG21	1.89	0.55

Continued on next page...

Continued from previous page...

Atom-1	Atom-2	Interatomic distance (Å)	Clash overlap (Å)
1:AA:877:C:OP1	8:AH:88:LYS:HE3	2.07	0.55
32:DH:12:PRO:HD2	32:DH:49:VAL:HG12	1.87	0.55
45:BY:16:ALA:HA	45:BY:21:LYS:HD2	1.87	0.55
38:BR:72:ASP:HB3	38:BR:75:LEU:CB	2.36	0.55
28:DD:20:ASP:O	28:DD:22:SER:N	2.39	0.55
4:CD:166:LYS:HG2	4:CD:178:VAL:CG1	2.36	0.55
31:BG:5:VAL:HG12	51:B4:51:TYR:CE1	2.41	0.55
51:B4:37:PRO:HA	51:B4:51:TYR:HA	1.87	0.55
25:BA:2166:G:H2'	25:BA:2167:U:C6	2.35	0.55
22:AV:114:MET:HE1	22:AV:119:PRO:HD3	1.87	0.55
35:DO:20:MET:HE2	35:DO:44:LYS:HE3	1.89	0.55
1:CA:1106:G:H2'	1:CA:1107:C:C6	2.40	0.55
4:AD:135:LEU:HD22	4:AD:135:LEU:N	2.22	0.55
25:DA:1645:G:OP1	25:DA:1646:C:H5'	2.06	0.55
1:CA:1281:U:H3'	1:CA:1282:C:C6	2.41	0.55
35:BO:1:MET:HB2	35:BO:32:TYR:HB3	1.89	0.55
1:CA:679:C:O2'	1:CA:680:C:H5'	2.05	0.55
25:BA:481:G:H4'	25:BA:482:A:H5'	1.88	0.55
35:BO:22:ILE:HB	35:BO:40:VAL:HG12	1.87	0.55
23:AW:37:A:H3'	23:AW:38:A:C8	2.39	0.55
1:AA:1513:A:H2'	1:AA:1514:C:C6	2.42	0.55
25:DA:1710:C:H2'	25:DA:1711:C:H6	1.72	0.55
12:AL:14:LYS:CD	12:AL:15:VAL:H	2.19	0.55
30:BF:185:ASP:OD1	30:BF:188:ARG:NH1	2.39	0.55
25:BA:2873:A:H2	38:BR:7:GLY:HA2	1.69	0.55
5:CE:31:LEU:HD11	5:CE:43:LEU:HD11	1.87	0.55
15:AO:43:LEU:C	15:AO:45:VAL:H	2.08	0.55
16:CP:52:ASP:OD1	16:CP:55:ARG:HG2	2.07	0.55
34:BN:74:ARG:HH12	34:BN:85:ILE:CD1	2.20	0.55
25:DA:1333:C:H2'	25:DA:1334:G:H8	1.70	0.55
2:AB:237:ALA:H	2:AB:239:VAL:HG23	1.71	0.55
46:BZ:52:ILE:HG22	46:BZ:70:VAL:HB	1.88	0.55
1:CA:658:G:O2'	15:CO:22:THR:HG21	2.06	0.55
28:BD:117:VAL:HG12	28:BD:118:VAL:N	2.21	0.55
25:BA:1866:C:H2'	25:BA:1876:A:O4'	2.06	0.55
25:DA:1902:C:H1'	28:DD:244:ARG:HG3	1.88	0.55
37:DQ:141:GLN:HB2	46:DZ:98:TYR:H	1.72	0.55
46:DZ:9:ARG:NH1	46:DZ:35:LYS:HB2	2.21	0.55
41:DU:90:VAL:C	41:DU:92:ARG:N	2.60	0.55
42:DV:4:ILE:HA	42:DV:12:TYR:O	2.06	0.55
20:AT:42:GLN:HG3	20:AT:43:LEU:N	2.20	0.55

Continued on next page...

Continued from previous page...

Atom-1	Atom-2	Interatomic distance (Å)	Clash overlap (Å)
41:BU:58:ARG:HA	41:BU:61:TRP:CE3	2.41	0.55
25:BA:2807:G:H3'	25:BA:2808:U:H5''	1.86	0.55
1:AA:1320:C:H5'	1:AA:1320:C:H6	1.70	0.55
29:DE:70:ALA:O	29:DE:71:GLY:C	2.45	0.55
30:BF:20:LEU:HB3	30:BF:23:ASP:OD1	2.06	0.55
53:B6:40:CYS:SG	53:B6:45:LYS:CE	2.95	0.55
3:AC:21:ARG:HE	3:AC:58:GLU:CD	2.10	0.55
45:BY:25:GLY:HA3	45:BY:39:VAL:HG13	1.89	0.55
3:CC:83:ARG:HD2	3:CC:83:ARG:C	2.27	0.55
25:BA:1396:U:C6	25:BA:1397:U:C6	2.94	0.55
1:AA:1065:U:H1'	1:AA:1066:C:OP2	2.06	0.55
25:BA:662:G:OP1	36:BP:18:ARG:CD	2.46	0.55
31:DG:16:ARG:HH22	31:DG:28:VAL:HG12	1.71	0.55
32:DH:158:HIS:O	32:DH:159:GLU:CB	2.53	0.55
1:AA:1028:C:C2'	1:AA:1029:C:H5'	2.36	0.55
1:AA:267:C:P	17:AQ:67:LYS:HB2	2.46	0.55
13:CM:16:ASP:HB3	13:CM:34:LEU:HD11	1.87	0.55
2:AB:141:GLU:HG2	2:AB:145:LEU:HD23	1.89	0.55
31:BG:47:LYS:HA	31:BG:82:LEU:HD21	1.87	0.55
15:CO:25:THR:O	15:CO:29:VAL:HG23	2.05	0.55
15:CO:8:LYS:O	15:CO:12:ILE:HG13	2.05	0.55
14:AN:24:CYS:HB2	14:AN:33:VAL:HG12	1.87	0.55
19:CS:10:PHE:HZ	19:CS:70:LYS:NZ	2.03	0.55
33:BI:44:LEU:O	33:BI:47:LEU:HB3	2.05	0.55
52:B5:40:LYS:HB2	52:B5:40:LYS:NZ	2.22	0.55
1:CA:1200:C:H5''	1:CA:1201:A:C3'	2.31	0.55
25:BA:2389:G:H5''	25:BA:2390:U:O4'	2.06	0.55
42:BV:5:VAL:HG23	42:BV:35:LEU:HG	1.88	0.55
26:BB:45:A:H1'	31:BG:95:ARG:HH21	1.70	0.55
25:DA:19:C:O2'	25:DA:20:C:H5'	2.07	0.55
50:B3:35:ARG:NH1	50:B3:35:ARG:HG3	2.20	0.55
25:BA:2762:G:C3'	25:BA:2763:G:C5'	2.84	0.55
31:BG:126:ASP:HA	31:BG:166:ASP:OD1	2.06	0.55
1:CA:1255:G:O2'	1:CA:1259:C:O4'	2.24	0.55
1:CA:848:C:H2'	1:CA:849:C:H6	1.72	0.55
8:CH:21:LYS:O	8:CH:22:GLU:C	2.45	0.55
25:DA:203:C:C3'	25:DA:204:A:H5''	2.36	0.55
37:BQ:43:THR:O	37:BQ:46:GLN:N	2.39	0.55
44:DX:29:TRP:CE3	44:DX:78:LYS:HB3	2.41	0.55
11:AK:23:ALA:HB1	11:AK:88:GLY:HA3	1.88	0.55
27:BC:130:ARG:CB	27:BC:130:ARG:HH11	2.18	0.55

Continued on next page...

Continued from previous page...

Atom-1	Atom-2	Interatomic distance (Å)	Clash overlap (Å)
1:CA:164:U:H2'	1:CA:165:C:C6	2.41	0.55
5:AE:7:GLU:HG3	5:AE:8:GLU:N	2.22	0.55
30:DF:40:GLN:OE1	30:DF:184:TYR:HB2	2.07	0.55
29:BE:175:VAL:HG12	29:BE:182:LEU:CD1	2.36	0.55
25:BA:1042:G:C3'	25:BA:1043:C:H5'	2.36	0.55
49:D2:32:LEU:HD22	49:D2:36:ARG:NH1	2.20	0.55
35:BO:91:LEU:HD12	35:BO:111:PHE:CE1	2.41	0.55
34:BN:43:THR:HG22	34:BN:45:ASN:OD1	2.05	0.55
1:CA:1098:C:H2'	1:CA:1099:G:O4'	2.06	0.55
1:AA:693:G:H2'	1:AA:694:A:C8	2.41	0.55
29:BE:120:TRP:O	29:BE:121:ASN:HB2	2.07	0.55
26:BB:17:C:C2'	26:BB:18:G:H5'	2.36	0.55
25:BA:903:C:H2'	25:BA:904:C:C6	2.41	0.55
21:AU:2:GLY:O	21:AU:4:GLY:N	2.39	0.55
1:AA:685:G:O2'	1:AA:686:U:H5'	2.06	0.55
25:DA:469:G:C2'	25:DA:470:A:H5''	2.36	0.55
25:BA:231:C:O2'	25:BA:232:G:H5'	2.06	0.55
25:DA:680:G:H2'	25:DA:681:G:C8	2.41	0.55
39:BS:87:PHE:CG	39:BS:88:ASP:N	2.74	0.55
46:DZ:51:SER:O	46:DZ:52:ILE:HG23	2.07	0.55
25:DA:550:G:H2'	25:DA:551:G:O4'	2.07	0.55
41:DU:104:GLN:HA	41:DU:107:ALA:HB3	1.87	0.55
41:DU:92:ARG:HD3	41:DU:92:ARG:O	2.06	0.55
42:DV:20:LEU:HB3	42:DV:21:ARG:NH2	2.21	0.55
42:DV:38:LEU:HD23	42:DV:39:LEU:N	2.22	0.55
25:DA:861:A:C2	25:DA:917:A:C4	2.94	0.55
13:CM:106:ASN:C	13:CM:108:ARG:N	2.60	0.55
31:DG:103:LEU:CA	31:DG:106:LEU:HB3	2.30	0.55
31:DG:128:ARG:HB3	31:DG:130:ASN:ND2	2.22	0.55
3:AC:83:ARG:CG	3:AC:83:ARG:HH11	2.13	0.55
25:BA:1888:G:N3	25:BA:1888:G:H5'	2.19	0.55
36:DP:56:SER:O	36:DP:58:THR:N	2.40	0.55
1:CA:452:A:O2'	1:CA:453:A:H5'	2.06	0.55
34:DN:30:ILE:O	34:DN:34:LEU:HB2	2.06	0.55
42:BV:2:PHE:HB3	42:BV:42:GLY:N	2.21	0.55
39:DS:35:ILE:O	39:DS:53:SER:HB2	2.05	0.55
1:AA:457:C:H2'	1:AA:458:C:C6	2.41	0.55
10:CJ:9:ARG:O	10:CJ:16:LEU:HD23	2.06	0.55
20:CT:50:GLU:HA	20:CT:100:ILE:CG2	2.33	0.55
5:CE:26:PHE:N	5:CE:26:PHE:CD1	2.72	0.55
25:BA:2287:A:H62	25:BA:2344:U:H3	1.51	0.55

Continued on next page...

Continued from previous page...

Atom-1	Atom-2	Interatomic distance (Å)	Clash overlap (Å)
32:DH:12:PRO:HG2	32:DH:49:VAL:CA	2.33	0.55
30:BF:113:ALA:HB1	30:BF:186:ILE:HG21	1.89	0.55
55:D8:33:ASN:CA	55:D8:36:LYS:HD2	2.35	0.55
36:DP:146:VAL:CG1	36:DP:147:LEU:H	2.09	0.55
7:AG:111:ARG:HB3	7:AG:113:GLU:OE2	2.07	0.55
25:DA:1778:U:O4	25:DA:1784:A:H1'	2.07	0.55
4:CD:76:ARG:O	4:CD:80:GLU:HG2	2.07	0.55
29:DE:137:HIS:ND1	29:DE:138:PRO:HD2	2.22	0.55
1:AA:688:G:H2'	1:AA:689:C:C6	2.41	0.55
32:BH:81:GLU:HB3	32:BH:83:TYR:CE1	2.42	0.55
1:CA:1410:G:H2'	1:CA:1411:C:C6	2.42	0.55
25:DA:2050:C:H2'	25:DA:2051:A:O4'	2.06	0.55
28:BD:134:ARG:HB3	28:BD:187:GLY:HA3	1.88	0.55
25:DA:1636:C:H2'	25:DA:1637:A:H8	1.71	0.55
27:BC:9:ARG:HD3	27:BC:10:ALA:N	2.22	0.55
1:AA:1228:C:OP1	13:AM:108:ARG:NH2	2.40	0.55
38:DR:57:ARG:HH21	38:DR:62:ALA:HB2	1.70	0.55
31:DG:29:TRP:HA	31:DG:29:TRP:HE3	1.72	0.55
1:CA:1469:G:H2'	1:CA:1470:G:C8	2.42	0.55
4:CD:88:VAL:HG13	5:CE:97:GLY:CA	2.36	0.55
25:BA:413:C:H2'	25:BA:414:C:H6	1.70	0.55
4:AD:196:LEU:C	4:AD:198:VAL:H	2.10	0.55
1:AA:1089:G:H2'	1:AA:1090:U:C6	2.42	0.55
25:BA:32:C:O2'	25:BA:33:U:H5'	2.06	0.55
9:AI:15:ALA:HB2	9:AI:65:VAL:HG23	1.88	0.55
1:CA:189(C):C:H2'	1:CA:189(D):C:O4'	2.05	0.55
25:DA:1004:C:H1'	25:DA:1010:A:C4	2.42	0.55
37:BQ:3:MET:O	37:BQ:3:MET:HG3	2.07	0.55
25:BA:2823:A:OP1	29:BE:113:PHE:HB2	2.05	0.55
56:D9:15:LYS:O	56:D9:26:ILE:HD12	2.05	0.55
33:BI:123:LEU:HD13	33:BI:144:VAL:HG12	1.87	0.55
33:BI:83:ALA:HA	33:BI:89:TYR:CE1	2.42	0.55
7:AG:28:ASN:OD1	7:AG:36:LYS:NZ	2.40	0.55
9:AI:37:PHE:CZ	9:AI:74:ILE:HG12	2.42	0.55
10:AJ:63:PHE:HB2	14:AN:57:ARG:O	2.05	0.55
32:BH:44:VAL:O	32:BH:45:VAL:C	2.44	0.55
2:CB:163:PHE:HD2	2:CB:185:ILE:HB	1.71	0.55
25:DA:2642:G:O2'	25:DA:2643:G:H5'	2.05	0.55
7:CG:99:LEU:HD23	7:CG:102:ARG:NH1	2.22	0.55
7:CG:9:VAL:HG12	7:CG:11:GLN:H	1.72	0.55
41:BU:91:ASP:C	41:BU:93:LYS:H	2.08	0.55

Continued on next page...

Continued from previous page...

Atom-1	Atom-2	Interatomic distance (Å)	Clash overlap (Å)
41:BU:91:ASP:OD2	41:BU:96:ALA:HA	2.06	0.55
25:DA:80:G:O2'	25:DA:81:G:H5'	2.06	0.55
45:DY:8:LYS:HG2	45:DY:13:VAL:HG11	1.88	0.55
30:DF:17:ARG:HB2	30:DF:17:ARG:NH1	2.01	0.55
25:DA:614:U:H4'	25:DA:614(C):A:N6	2.21	0.55
37:BQ:51:ARG:O	37:BQ:55:VAL:HG13	2.07	0.55
1:AA:797:C:H2'	1:AA:798:G:H8	1.72	0.55
3:CC:113:ALA:HB2	3:CC:183:ASP:HB3	1.89	0.55
40:DT:50:ILE:HA	40:DT:99:LEU:CD1	2.37	0.55
27:BC:150:ILE:O	27:BC:154:ILE:HG13	2.06	0.55
14:AN:41:ARG:HG2	14:AN:41:ARG:HH11	1.72	0.55
25:BA:782:A:H5'	25:BA:783:A:C2	2.41	0.55
5:CE:90:VAL:HG22	5:CE:121:LYS:HB3	1.89	0.55
1:AA:666:G:O2'	1:AA:667:G:H5'	2.07	0.55
1:CA:253:U:H2'	1:CA:254:G:C8	2.41	0.55
28:DD:31:LYS:NZ	28:DD:102:LYS:HZ2	2.04	0.55
53:B6:30:THR:O	53:B6:31:PRO:C	2.45	0.55
16:AP:19:ILE:HG22	16:AP:36:ILE:HD11	1.89	0.55
39:DS:84:GLN:HA	39:DS:106:ARG:CB	2.33	0.55
50:D3:1:MET:HG3	50:D3:44:ARG:HH21	1.71	0.55
25:DA:1319:G:C2'	25:DA:1320:C:H5'	2.37	0.55
8:CH:89:PRO:HA	8:CH:92:ARG:NH1	2.18	0.55
12:AL:44:LYS:HG2	12:AL:45:PRO:HD3	1.88	0.55
25:DA:1281:G:O2'	25:DA:1282:U:H5'	2.06	0.55
25:DA:1339:G:C2	25:DA:1340:U:H5	2.23	0.55
8:CH:20:TYR:O	8:CH:21:LYS:HB2	2.07	0.55
25:DA:2801:A:H2'	25:DA:2801:A:N3	2.20	0.55
25:BA:2564:A:OP1	25:BA:2648:C:H4'	2.07	0.55
35:BO:52:VAL:HG13	35:BO:52:VAL:O	2.06	0.55
25:DA:39:C:H2'	25:DA:40:C:C6	2.41	0.55
25:BA:639:U:O2'	25:BA:640:C:H5'	2.07	0.55
25:DA:1219:G:H1	25:DA:1230:C:H42	1.55	0.55
25:BA:2208:A:H1'	25:BA:2219:G:C4	2.42	0.55
38:BR:100:LEU:HD21	38:BR:113:LEU:HB2	1.89	0.55
3:AC:127:ARG:HD2	3:AC:127:ARG:H	1.72	0.55
40:DT:112:ARG:O	40:DT:112:ARG:HG2	2.06	0.55
25:DA:518:G:H4'	43:DW:18:ARG:NH1	2.21	0.55
25:BA:224:G:H2'	25:BA:225:A:O4'	2.06	0.55
37:DQ:133:ARG:HG3	37:DQ:133:ARG:NH1	2.20	0.55
32:DH:88:LEU:N	32:DH:88:LEU:HD12	2.21	0.55
15:AO:3:ILE:H	15:AO:3:ILE:HD13	1.71	0.55

Continued on next page...

Continued from previous page...

Atom-1	Atom-2	Interatomic distance (Å)	Clash overlap (Å)
7:AG:152:ALA:C	7:AG:154:TYR:H	2.10	0.55
25:DA:2193:G:H2'	25:DA:2194:G:O4'	2.07	0.55
2:AB:96:ARG:O	2:AB:98:LEU:N	2.39	0.55
5:CE:43:LEU:H	5:CE:136:MET:HE1	1.69	0.55
25:DA:900:A:H2'	25:DA:900:A:N3	2.22	0.55
25:DA:919:G:N2	25:DA:2269:A:OP2	2.40	0.55
16:CP:52:ASP:O	16:CP:54:GLU:N	2.39	0.55
4:AD:60:GLU:OE1	4:AD:199:ASN:HB2	2.06	0.55
25:BA:438:G:O2'	25:BA:440:G:H5'	2.05	0.55
25:BA:2841:C:O2'	25:BA:2842:G:H5'	2.07	0.55
46:BZ:108:ALA:O	46:BZ:110:VAL:N	2.40	0.55
42:BV:9:GLY:O	42:BV:10:LYS:HG3	2.06	0.55
22:CV:16:ASP:O	22:CV:17:GLY:C	2.44	0.55
25:DA:1979:C:H6	25:DA:1979:C:O5'	1.89	0.55
25:DA:2682:U:H6	25:DA:2682:U:H5'	1.72	0.55
40:DT:57:PHE:O	40:DT:58:ASN:OD1	2.22	0.55
25:DA:209:C:H2'	25:DA:210:C:H6	1.71	0.55
1:CA:22:G:H2'	1:CA:23:C:C6	2.42	0.55
1:AA:1092:A:C2	1:AA:1183:A:C2	2.93	0.55
37:DQ:135:ASP:CG	37:DQ:136:ALA:N	2.59	0.55
34:DN:22:THR:O	34:DN:25:ARG:HB2	2.07	0.55
41:DU:92:ARG:HG2	42:DV:11:GLN:CB	2.33	0.55
37:DQ:17:LEU:HD12	37:DQ:39:PRO:HB2	1.89	0.55
37:DQ:67:ARG:HH11	37:DQ:102:VAL:HB	1.70	0.55
42:BV:39:LEU:HD22	42:BV:39:LEU:N	2.22	0.55
40:BT:41:ARG:O	40:BT:42:ILE:C	2.45	0.55
16:AP:56:ALA:O	16:AP:60:LEU:CG	2.50	0.55
3:AC:21:ARG:HE	3:AC:58:GLU:CG	2.18	0.55
10:AJ:28:ARG:HH12	10:AJ:33:GLN:HB3	1.71	0.55
2:AB:33:TYR:HB2	2:AB:43:ASP:CA	2.36	0.55
25:BA:480:A:O4'	45:BY:44:ILE:HG21	2.07	0.55
16:CP:72:ARG:O	16:CP:75:ARG:HB3	2.06	0.55
25:BA:652:C:O2'	25:BA:655:A:N6	2.39	0.55
25:BA:605:C:H1'	25:BA:657:U:O2'	2.06	0.55
25:DA:2629:A:N3	25:DA:2629:A:H3'	2.22	0.55
28:DD:158:ALA:O	28:DD:159:ALA:C	2.44	0.55
25:BA:1784:A:H4'	25:BA:1785:A:C5'	2.37	0.55
2:CB:126:GLU:C	2:CB:128:GLU:N	2.59	0.55
14:AN:24:CYS:HG	14:AN:43:CYS:HG	1.52	0.55
45:DY:76:CYS:HG	45:DY:77:PRO:HD2	1.71	0.55
20:CT:89:ARG:O	20:CT:93:GLU:HB3	2.07	0.55

Continued on next page...

Continued from previous page...

Atom-1	Atom-2	Interatomic distance (Å)	Clash overlap (Å)
5:CE:100:VAL:O	5:CE:107:ARG:NH2	2.39	0.55
1:AA:1435:G:H2'	1:AA:1436:U:H6	1.67	0.55
1:AA:1106:G:OP1	3:AC:172:ARG:HD3	2.07	0.55
6:CF:100:ASN:H	18:CR:23:LYS:HZ2	1.53	0.55
38:BR:53:HIS:HA	38:BR:56:LYS:HB2	1.89	0.55
25:DA:151:C:C2'	25:DA:152:G:H5'	2.37	0.55
25:DA:1779:U:C5	25:DA:1784:A:N7	2.75	0.55
25:DA:1803:A:C8	25:DA:1804:C:C5	2.95	0.55
25:BA:1479:G:H5'	25:BA:1558:A:H2	1.71	0.55
12:AL:22:PRO:O	12:AL:24:LEU:HD22	2.06	0.55
37:DQ:81:VAL:CG2	47:D0:7:LEU:HB3	2.37	0.55
8:AH:98:LYS:O	8:AH:99:GLU:HG3	2.06	0.55
37:BQ:59:ARG:NH1	37:BQ:59:ARG:HB2	2.19	0.55
11:CK:32:ILE:HD11	11:CK:41:THR:HG22	1.89	0.55
25:DA:442:G:C4'	30:DF:46:ARG:HD3	2.37	0.55
32:BH:118:PRO:HG2	32:BH:121:ILE:HD12	1.89	0.55
25:DA:2328:A:H2'	25:DA:2329:G:O4'	2.07	0.55
17:CQ:86:GLU:O	17:CQ:90:ILE:N	2.38	0.55
25:BA:1932:A:H2'	25:BA:1933:G:O4'	2.06	0.55
25:BA:1012:U:O4	34:BN:25:ARG:HA	2.05	0.55
1:CA:1423:G:H5'	35:DO:49:ARG:HH21	1.72	0.55
25:DA:180:G:OP2	54:D7:32:LYS:HE2	2.07	0.55
1:AA:441:A:N7	1:AA:442:C:C4	2.75	0.55
1:CA:1208:C:H2'	1:CA:1209:C:H6	1.70	0.55
16:CP:64:ALA:O	16:CP:65:GLN:C	2.45	0.55
12:AL:55:VAL:O	12:AL:62:GLU:HA	2.07	0.55
25:DA:2771:C:H2'	25:DA:2772:C:C6	2.42	0.55
25:BA:125:G:C6	54:B7:10:ARG:HG3	2.41	0.55
41:DU:26:GLY:C	41:DU:28:ARG:N	2.59	0.55
43:BW:95:ILE:O	43:BW:95:ILE:HD12	2.07	0.55
25:DA:1255:U:C5	30:DF:73:ALA:HA	2.41	0.55
28:DD:134:ARG:HG3	28:DD:135:PHE:CD2	2.42	0.55
36:BP:75:ILE:O	36:BP:75:ILE:HG22	2.06	0.55
1:CA:833:U:H2'	1:CA:834:C:C6	2.41	0.55
43:BW:26:GLY:O	43:BW:27:LYS:HG3	2.07	0.55
2:AB:228:GLY:C	2:AB:230:VAL:H	2.09	0.55
1:CA:791:G:C6	1:CA:792:A:N7	2.73	0.55
17:AQ:7:THR:HG23	17:AQ:58:GLU:HG2	1.87	0.55
33:BI:120:ILE:HG22	33:BI:122:GLU:H	1.71	0.55
46:DZ:28:TYR:O	46:DZ:29:ASN:HB3	2.07	0.55
41:DU:111:GLU:CA	41:DU:114:LYS:HD3	2.27	0.55

Continued on next page...

Continued from previous page...

Atom-1	Atom-2	Interatomic distance (Å)	Clash overlap (Å)
25:BA:1109:C:H5	25:BA:1110:G:H1'	1.71	0.55
9:CI:118:LYS:O	9:CI:119:ALA:HB3	2.06	0.55
1:CA:1291:G:H4'	9:CI:38:GLN:O	2.07	0.55
42:BV:39:LEU:HD12	42:BV:51:VAL:HA	1.88	0.55
31:DG:115:ARG:HH11	31:DG:136:ARG:CD	2.04	0.55
31:DG:111:LEU:CD1	31:DG:120:LEU:HD11	2.36	0.55
3:AC:41:GLY:C	3:AC:45:LYS:HZ2	2.10	0.55
1:AA:15:G:N2	5:AE:18:ARG:HA	2.21	0.55
5:AE:19:MET:O	5:AE:20:GLN:HB2	2.06	0.55
25:DA:157:U:C2'	25:DA:158:U:H5''	2.37	0.55
28:DD:26:LYS:O	28:DD:27:THR:CB	2.55	0.55
13:CM:19:LEU:HB3	13:CM:25:ILE:HG21	1.88	0.55
1:CA:974:A:H8	1:CA:974:A:OP1	1.89	0.55
10:CJ:63:PHE:HD2	10:CJ:63:PHE:N	2.04	0.55
14:CN:27:CYS:O	14:CN:29:ARG:N	2.40	0.55
1:AA:1053:G:N7	1:AA:1199:U:H3'	2.22	0.55
14:AN:26:ARG:HG2	14:AN:26:ARG:HH11	1.71	0.55
25:DA:1485:G:C8	25:DA:1486:A:N7	2.75	0.55
10:CJ:12:ASP:OD2	10:CJ:13:HIS:N	2.40	0.55
39:BS:67:ARG:NH1	39:BS:100:ALA:HB3	2.21	0.55
25:DA:2123:G:C4	25:DA:2176:A:C2	2.95	0.55
25:BA:523:C:O2'	25:BA:524:U:H5'	2.06	0.55
25:BA:538:G:O2'	25:BA:539:G:H5''	2.06	0.55
1:AA:1034:G:H21	1:AA:1035:A:N6	2.04	0.55
1:AA:1039:C:H2'	1:AA:1040:U:C6	2.41	0.55
26:BB:112:U:H2'	26:BB:113:G:C8	2.42	0.55
18:AR:86:VAL:HG12	18:AR:87:ARG:N	2.21	0.55
31:BG:114:ILE:O	31:BG:116:ASP:N	2.40	0.55
8:CH:46:LYS:HE2	8:CH:63:LEU:O	2.05	0.55
18:AR:35:ARG:C	18:AR:37:VAL:H	2.09	0.55
48:B1:80:LEU:HD22	48:B1:82:LEU:CD2	2.37	0.55
25:DA:2314:C:H2'	25:DA:2315:G:H8	1.72	0.55
25:BA:1658:C:H2'	25:BA:1659:U:C6	2.41	0.55
54:D7:46:VAL:HG12	54:D7:47:ARG:N	2.21	0.55
1:CA:608:A:H2'	1:CA:609:A:H8	1.72	0.55
12:AL:123:LYS:HD2	12:AL:124:GLU:N	2.22	0.55
25:BA:2880:C:H1'	38:BR:92:GLY:O	2.07	0.55
44:BX:60:ARG:HH22	54:B7:47:ARG:HH21	1.54	0.55
1:AA:1510:U:H2'	1:AA:1511:G:C8	2.42	0.55
25:DA:2572:A:P	29:DE:144:ARG:HB2	2.46	0.55
1:AA:736:C:H2'	1:AA:737:A:C8	2.42	0.55

Continued on next page...

Continued from previous page...

Atom-1	Atom-2	Interatomic distance (Å)	Clash overlap (Å)
29:BE:38:THR:HB	29:BE:40:GLU:OE2	2.07	0.55
29:BE:199:ARG:HB2	29:BE:199:ARG:NH1	2.22	0.55
41:BU:44:ASN:HD22	41:BU:44:ASN:N	2.05	0.55
25:BA:315:G:H2'	25:BA:316:C:C6	2.42	0.55
20:CT:56:MET:HG3	20:CT:84:LEU:CD1	2.36	0.55
50:D3:51:ALA:O	50:D3:54:VAL:N	2.37	0.55
41:DU:117:GLN:HA	41:DU:117:GLN:NE2	2.21	0.55
25:DA:2189:U:H2'	25:DA:2190:G:H5''	1.88	0.55
44:DX:7:VAL:HB	44:DX:8:ILE:HD12	1.87	0.55
20:AT:50:GLU:O	20:AT:53:LEU:HD12	2.06	0.55
1:CA:1290:G:C2'	1:CA:1291:G:H5'	2.37	0.55
45:DY:8:LYS:HZ1	45:DY:74:PRO:N	2.04	0.55
1:AA:220:G:O2'	1:AA:221:C:H5'	2.07	0.55
30:DF:19:GLU:O	30:DF:20:LEU:HB2	2.06	0.55
45:BY:28:LYS:O	45:BY:29:GLU:C	2.45	0.55
25:DA:1106:G:H2'	25:DA:1107:G:H5''	1.89	0.55
25:DA:1042:G:H1'	25:DA:1115:G:H21	1.72	0.55
25:DA:611:C:H2'	25:DA:612:C:C6	2.42	0.55
25:DA:613:G:N2	25:DA:614(C):A:O2'	2.40	0.55
36:BP:16:ARG:HH11	36:BP:16:ARG:HB2	1.69	0.55
31:BG:137:GLU:CG	31:BG:152:LEU:HD11	2.26	0.55
32:DH:85:LYS:NZ	32:DH:133:VAL:HG11	2.22	0.55
25:BA:541:C:N4	25:BA:542:C:N4	2.54	0.55
40:BT:28:VAL:CG2	40:BT:47:GLY:N	2.61	0.55
25:DA:275:G:C8	25:DA:275:G:H3'	2.42	0.55
4:AD:104:VAL:HG11	4:AD:146:ILE:HG12	1.87	0.55
13:AM:74:VAL:O	13:AM:77:ASN:HB2	2.07	0.55
25:DA:271(P):C:C5'	33:DI:45:LYS:NZ	2.69	0.55
25:DA:57:C:O2'	25:DA:58:G:H5'	2.07	0.55
1:CA:1320:C:H2'	1:CA:1321:C:O4'	2.06	0.55
15:AO:87:ILE:CG2	15:AO:88:ARG:N	2.70	0.55
22:AV:148:SER:HA	22:AV:161:VAL:O	2.07	0.55
33:BI:113:ARG:HD3	33:BI:131:LYS:N	2.22	0.55
8:CH:104:ARG:C	8:CH:106:GLY:H	2.11	0.55
25:DA:243:U:O2'	25:DA:244:A:H5'	2.06	0.55
25:BA:2287:A:C2	25:BA:2346:A:N1	2.75	0.55
25:BA:2833:G:C3'	25:BA:2834:G:C5'	2.81	0.55
28:BD:240:ALA:HB1	28:BD:241:PRO:CD	2.33	0.55
28:BD:79:VAL:HG21	28:BD:111:LEU:CD2	2.30	0.55
11:CK:120:ARG:NH1	11:CK:126:ARG:HD2	2.22	0.55
18:CR:54:ARG:NH1	18:CR:54:ARG:HG3	2.21	0.55

Continued on next page...

Continued from previous page...

Atom-1	Atom-2	Interatomic distance (Å)	Clash overlap (Å)
36:DP:71:VAL:CG1	36:DP:72:PRO:HD3	2.36	0.55
22:AV:104:PHE:O	22:AV:155:THR:HG21	2.06	0.55
29:DE:3:GLY:HA3	29:DE:81:ILE:HG21	1.89	0.55
25:BA:1113:U:H4'	25:BA:1113:U:OP1	2.07	0.55
22:AV:126:THR:O	22:AV:127:VAL:CB	2.55	0.55
17:AQ:59:ILE:CG2	17:AQ:71:PHE:HB3	2.37	0.55
25:BA:211:A:O2'	25:BA:212:G:H5'	2.07	0.55
1:CA:61:G:O2'	1:CA:62:U:H5'	2.06	0.55
1:CA:62:U:H2'	1:CA:63:C:C6	2.41	0.55
25:BA:1721:G:H8	25:BA:1741:A:N6	2.04	0.55
27:BC:60:ARG:CD	27:BC:165:ARG:HB3	2.36	0.55
25:BA:1184:G:H5'	50:B3:29:ARG:HH12	1.70	0.55
44:DX:60:ARG:NH2	54:D7:47:ARG:NH2	2.54	0.55
25:DA:2256:G:H2'	25:DA:2257:U:C6	2.41	0.55
26:DB:94:C:H2'	26:DB:95:C:H6	1.72	0.55
44:BX:75:ASP:C	44:BX:76:ARG:HG3	2.27	0.55
41:DU:13:LYS:O	41:DU:17:ILE:HG12	2.07	0.55
41:DU:15:LYS:O	41:DU:19:LYS:HG3	2.06	0.55
1:CA:116:A:H61	1:CA:313:A:H1'	1.71	0.55
1:CA:312:C:H2'	1:CA:313:A:C8	2.42	0.55
7:CG:87:VAL:HG11	7:CG:155:ARG:HA	1.87	0.55
48:B1:18:ILE:HG21	48:B1:20:ARG:CZ	2.37	0.55
1:AA:1096:C:H2'	1:AA:1097:C:C6	2.41	0.55
25:BA:2016:U:O2'	25:BA:2017:U:H5'	2.06	0.55
7:AG:65:ALA:HB1	7:AG:127:ALA:HB3	1.89	0.55
1:CA:250:A:H5''	1:CA:251:G:OP1	2.06	0.55
33:DI:65:ALA:O	33:DI:67:ARG:N	2.40	0.55
30:BF:148:LEU:HD22	30:BF:154:VAL:HG21	1.87	0.55
37:DQ:79:LEU:HD22	37:DQ:80:GLU:CG	2.37	0.55
39:DS:48:LEU:N	39:DS:48:LEU:HD12	2.21	0.55
41:DU:40:PHE:CD1	42:DV:75:PHE:CE2	2.95	0.55
42:DV:12:TYR:CD2	42:DV:12:TYR:N	2.75	0.55
42:DV:20:LEU:HD23	42:DV:21:ARG:HH21	1.70	0.55
25:DA:821:A:C2'	25:DA:946:G:H5''	2.36	0.55
37:DQ:17:LEU:CD1	37:DQ:39:PRO:HB2	2.37	0.55
25:DA:2111:C:H5'	25:DA:2118:U:H1'	1.89	0.55
25:BA:786:C:C2'	25:BA:787:U:H5'	2.37	0.55
1:CA:1251:A:H2'	1:CA:1252:A:C8	2.42	0.55
1:CA:1374:A:H2'	1:CA:1375:A:C8	2.36	0.55
7:CG:27:ILE:HD13	7:CG:40:ALA:HA	1.88	0.55
7:CG:73:MET:HG3	7:CG:89:MET:O	2.06	0.55

Continued on next page...

Continued from previous page...

Atom-1	Atom-2	Interatomic distance (Å)	Clash overlap (Å)
42:BV:39:LEU:HA	42:BV:47:VAL:CG1	2.37	0.55
22:CV:161:VAL:CG1	22:CV:171:ILE:HD12	2.37	0.55
31:DG:138:GLN:NE2	31:DG:153:ARG:HB3	2.21	0.55
1:AA:960:U:H1'	1:AA:1223:C:H5''	1.88	0.55
19:AS:39:THR:CG2	19:AS:40:ILE:H	2.16	0.55
45:DY:30:VAL:HG12	45:DY:31:LEU:N	2.21	0.55
25:BA:2103:C:N4	25:BA:2186:G:H1	2.05	0.55
3:AC:41:GLY:C	3:AC:45:LYS:HG3	2.27	0.55
3:CC:76:VAL:HA	3:CC:83:ARG:NH2	2.22	0.55
40:BT:100:TYR:HB3	40:BT:103:ARG:HE	1.72	0.55
25:BA:2170:A:H5''	27:BC:135:ARG:NH2	2.22	0.55
28:DD:26:LYS:HG2	28:DD:26:LYS:O	2.05	0.55
28:BD:26:LYS:O	28:BD:27:THR:CB	2.55	0.55
28:BD:34:VAL:O	28:BD:34:VAL:HG13	2.07	0.55
8:CH:113:SER:HA	8:CH:118:VAL:HA	1.89	0.55
13:AM:22:ILE:HB	13:AM:25:ILE:HB	1.89	0.55
5:AE:101:ILE:H	5:AE:101:ILE:HD13	1.72	0.55
15:CO:75:PRO:O	15:CO:78:TYR:HB3	2.06	0.55
1:CA:1047:G:O2'	1:CA:1048:G:H5'	2.07	0.55
14:AN:24:CYS:SG	14:AN:43:CYS:SG	3.00	0.55
52:B5:47:PRO:O	52:B5:48:GLU:HG3	2.07	0.55
30:BF:102:PRO:HB2	30:BF:105:VAL:CG2	2.36	0.55
15:AO:80:ALA:O	15:AO:84:LYS:HB2	2.07	0.55
39:DS:18:ILE:O	39:DS:18:ILE:CG2	2.53	0.55
3:AC:155:GLY:O	3:AC:157:ILE:HG13	2.07	0.55
25:DA:2089:U:O2'	25:DA:2090:G:H5'	2.06	0.55
1:CA:78:G:N2	1:CA:79:G:N1	2.55	0.55
12:AL:38:ARG:HG2	12:AL:39:THR:H	1.70	0.55
1:CA:233:C:O2'	1:CA:234:C:H5'	2.06	0.55
52:D5:2:ALA:O	52:D5:3:LYS:HE3	2.07	0.55
25:DA:21:A:O2'	25:DA:22:C:H5'	2.07	0.55
1:CA:757:U:H2'	1:CA:758:G:O4'	2.07	0.55
28:DD:70:TRP:HZ3	28:DD:146:GLU:OE2	1.90	0.55
25:BA:58:G:H1	25:BA:69:C:N4	2.03	0.55
25:BA:58:G:N2	25:BA:70:G:C4	2.75	0.55
26:BB:30:C:H2'	26:BB:31:C:C5'	2.33	0.55
1:AA:62:U:H4'	1:AA:385:C:O2	2.07	0.55
11:CK:57:THR:CG2	11:CK:58:PRO:HD2	2.37	0.55
25:DA:141:A:H8	25:DA:1408:C:O2'	1.89	0.55
25:DA:435:C:H2'	25:DA:436:C:H5'	1.89	0.55
28:DD:257:LEU:C	28:DD:257:LEU:HD22	2.28	0.55

Continued on next page...

Continued from previous page...

Atom-1	Atom-2	Interatomic distance (Å)	Clash overlap (Å)
46:DZ:111:ARG:HG2	46:DZ:111:ARG:NH1	2.20	0.55
1:CA:302:G:O2'	1:CA:556:C:H5''	2.07	0.55
12:AL:78:SER:HA	12:AL:103:ASP:OD2	2.07	0.55
1:AA:833:U:H2'	1:AA:834:C:H6	1.71	0.55
40:DT:111:ARG:HG3	40:DT:111:ARG:HH11	1.71	0.55
36:DP:125:VAL:O	36:DP:145:PRO:HD2	2.07	0.55
2:CB:231:GLU:HB2	2:CB:232:PRO:HD2	1.89	0.55
11:CK:34:ASP:HB3	11:CK:40:ILE:HD11	1.89	0.55
25:BA:2006:C:O2'	25:BA:2823:A:N3	2.40	0.55
8:AH:48:TYR:HA	8:AH:60:ARG:O	2.07	0.55
25:BA:708:C:H42	25:BA:723:G:H1	1.53	0.55
1:AA:1342:C:H4'	9:AI:125:TYR:HB3	1.88	0.55
12:AL:2:PRO:O	12:AL:3:THR:C	2.46	0.55
37:DQ:110:THR:OG1	37:DQ:113:GLN:HG3	2.07	0.55
44:BX:23:GLU:O	44:BX:25:LYS:N	2.39	0.55
33:BI:122:GLU:OE1	33:BI:123:LEU:O	2.25	0.55
40:BT:2:ASN:O	40:BT:4:GLY:N	2.40	0.55
3:AC:14:ILE:HD11	3:AC:178:LEU:HB3	1.88	0.55
7:AG:23:VAL:HG13	7:AG:43:PHE:HE2	1.69	0.55
25:BA:171:G:C3'	25:BA:172:C:H5''	2.37	0.55
46:DZ:9:ARG:HB2	46:DZ:37:TYR:HB3	1.88	0.55
50:D3:54:VAL:CG1	50:D3:55:ARG:N	2.70	0.55
25:DA:994:C:H3'	41:DU:54:LYS:HE3	1.89	0.55
34:DN:41:ASP:O	41:DU:64:ARG:NE	2.39	0.55
25:DA:947:G:H2'	25:DA:948:G:H8	1.72	0.55
46:DZ:18:ARG:HA	46:DZ:22:LYS:O	2.07	0.55
48:D1:56:GLN:HG3	48:D1:87:PRO:HA	1.89	0.55
25:DA:2107:C:H2'	25:DA:2108:C:O4'	2.07	0.55
13:CM:93:ARG:O	13:CM:94:ARG:HD2	2.07	0.55
29:DE:33:VAL:HG21	29:DE:36:ARG:NH2	2.20	0.55
29:DE:71:GLY:C	29:DE:73:GLU:H	2.11	0.55
30:DF:182:ASN:O	30:DF:186:ILE:HG12	2.06	0.55
25:BA:1386:C:H5''	25:BA:1396:U:O4	2.07	0.55
1:AA:1502:A:H2	1:AA:1505:G:H1	1.54	0.55
29:DE:21:VAL:HG23	29:DE:21:VAL:O	2.07	0.55
29:BE:3:GLY:CA	29:BE:81:ILE:HG21	2.27	0.55
25:DA:1748:G:C8	25:DA:1748:G:H5'	2.42	0.55
2:AB:34:ALA:HB1	2:AB:36:ARG:HE	1.72	0.55
46:BZ:94:PRO:O	46:BZ:95:VAL:C	2.45	0.55
29:BE:34:VAL:CG2	29:BE:48:GLN:HE21	2.20	0.55
2:AB:112:VAL:HG13	2:AB:153:ARG:HG2	1.89	0.55

Continued on next page...

Continued from previous page...

Atom-1	Atom-2	Interatomic distance (Å)	Clash overlap (Å)
2:AB:114:ARG:HD2	2:AB:117:GLU:OE1	2.07	0.55
1:AA:683:G:C2	1:AA:708:C:N3	2.75	0.55
3:CC:141:VAL:HG11	3:CC:202:ILE:HD12	1.88	0.55
28:DD:158:ALA:O	28:DD:161:THR:HG23	2.05	0.55
49:D2:10:LEU:HB3	49:D2:14:ARG:NH1	2.22	0.55
1:AA:1363(A):A:H1'	1:AA:1365:G:C8	2.41	0.55
1:AA:973:G:H1'	10:AJ:55:LYS:HE2	1.89	0.55
40:DT:3:ARG:CG	40:DT:6:LEU:HB2	2.37	0.55
52:B5:36:CYS:SG	52:B5:37:LYS:N	2.80	0.55
36:BP:6:LEU:C	36:BP:9:ASN:ND2	2.61	0.55
47:D0:52:GLY:N	47:D0:62:LEU:HD11	2.22	0.55
1:AA:505:G:H5'	1:AA:534:U:H2'	1.89	0.55
31:BG:109:VAL:HG13	51:B4:59:VAL:CG1	2.36	0.55
11:CK:82:VAL:HG11	11:CK:95:ILE:HD13	1.88	0.55
11:CK:86:GLY:O	11:CK:91:ARG:NH1	2.40	0.55
25:DA:1223:G:N2	25:DA:1225:G:H3'	2.22	0.55
1:CA:1457:G:H2'	1:CA:1458:G:H8	1.72	0.55
6:AF:1:MET:H1	6:AF:1:MET:HE2	1.72	0.55
36:DP:70:GLN:HB3	36:DP:72:PRO:HD2	1.88	0.55
4:CD:11:LEU:C	4:CD:13:ARG:N	2.58	0.55
4:CD:59:ARG:O	4:CD:63:LYS:HG3	2.07	0.55
25:DA:1452:A:O2'	25:DA:1453:U:H2'	2.06	0.55
22:AV:175:THR:C	22:AV:176:ARG:HD3	2.28	0.55
4:AD:101:LEU:HG	4:AD:121:VAL:CG1	2.36	0.55
25:BA:726:G:O2'	25:BA:727:A:P	2.64	0.55
35:BO:49:ARG:NH1	35:BO:49:ARG:HG2	2.21	0.55
1:CA:353:A:H5'	1:CA:353:A:C8	2.37	0.55
1:AA:537:G:H2'	1:AA:538:G:C8	2.41	0.55
4:CD:116:GLN:O	4:CD:119:GLN:HB3	2.07	0.55
25:DA:1914:C:H2'	25:DA:1915:U:O4'	2.06	0.55
27:BC:8:TYR:O	27:BC:12:LEU:N	2.39	0.55
27:DC:226:ASN:ND2	27:DC:228:HIS:H	2.05	0.55
25:BA:2363:C:O2'	25:BA:2364:C:H5'	2.07	0.55
33:BI:68:LEU:HD23	33:BI:68:LEU:O	2.07	0.55
22:CV:46:THR:O	22:CV:47:GLY:C	2.46	0.55
25:BA:1139:G:H5'	34:BN:102:ALA:HB1	1.89	0.55
32:DH:88:LEU:N	32:DH:88:LEU:CD1	2.70	0.55
17:CQ:89:LEU:HD23	17:CQ:89:LEU:C	2.26	0.55
26:DB:57:A:H1'	31:DG:30:GLU:HB3	1.88	0.55
45:BY:31:LEU:HD22	45:BY:31:LEU:N	2.22	0.55
25:DA:622:G:O2'	25:DA:623:G:H5'	2.07	0.55

Continued on next page...

Continued from previous page...

Atom-1	Atom-2	Interatomic distance (Å)	Clash overlap (Å)
25:BA:796:C:H2'	25:BA:797:C:C6	2.41	0.55
25:DA:1818:U:C4	28:DD:154:LYS:HG2	2.41	0.55
29:DE:174:ASP:O	29:DE:183:LEU:HB2	2.07	0.55
1:AA:706:A:O2'	11:AK:31:THR:HG21	2.07	0.55
25:BA:1272:A:H3'	25:BA:1273:U:H5'	1.89	0.55
1:CA:803:G:H2'	1:CA:804:U:O4'	2.06	0.55
43:BW:90:ARG:HG3	43:BW:90:ARG:NH1	2.22	0.55
25:DA:2196:C:O2'	25:DA:2197:U:H5'	2.07	0.55
25:BA:1939:U:OP1	25:BA:2604:U:O2'	2.25	0.55
43:DW:51:LEU:HD22	43:DW:51:LEU:O	2.07	0.55
42:BV:62:LEU:HD21	42:BV:95:LEU:HB2	1.88	0.55
29:BE:64:LYS:HG2	29:BE:64:LYS:O	2.07	0.55
46:DZ:70:VAL:HG22	46:DZ:87:PHE:HE2	1.72	0.54
48:D1:84:GLY:C	48:D1:86:SER:N	2.58	0.54
25:BA:1496:A:C8	25:BA:1577:C:O2'	2.59	0.54
9:CI:95:LYS:HZ3	9:CI:96:LEU:HD12	1.71	0.54
1:AA:1314:C:H2'	1:AA:1315:U:H6	1.72	0.54
25:DA:2702:U:H6	25:DA:2702:U:OP1	1.90	0.54
30:BF:3:GLU:H	30:BF:3:GLU:CD	2.10	0.54
3:AC:89:GLU:CG	3:AC:93:LYS:HD2	2.37	0.54
30:DF:4:VAL:H	30:DF:19:GLU:CB	2.19	0.54
46:BZ:28:TYR:O	46:BZ:29:ASN:HB3	2.06	0.54
36:BP:108:LYS:N	36:BP:108:LYS:HD2	2.22	0.54
45:BY:48:ALA:HB2	45:BY:59:GLY:C	2.27	0.54
1:AA:709:G:O2'	1:AA:710:G:H5'	2.06	0.54
3:CC:11:ARG:HD2	3:CC:178:LEU:O	2.08	0.54
42:BV:99:ILE:H	42:BV:99:ILE:HD13	1.72	0.54
30:BF:63:LYS:HE3	30:BF:67:GLN:HB3	1.89	0.54
46:BZ:98:TYR:HA	46:BZ:123:ILE:O	2.08	0.54
36:DP:115:LEU:HG	36:DP:116:GLY:N	2.22	0.54
54:D7:8:ASN:ND2	54:D7:8:ASN:C	2.52	0.54
39:DS:88:ASP:CG	39:DS:89:ARG:H	2.09	0.54
1:AA:533:A:O2'	1:AA:534:U:H5''	2.07	0.54
1:AA:481:G:H21	1:AA:482:A:N6	2.05	0.54
25:BA:1590:U:C2'	25:BA:1591:G:C5'	2.78	0.54
5:CE:41:VAL:HG13	5:CE:113:ALA:HA	1.90	0.54
28:DD:12:SER:HB2	28:DD:208:LYS:HB3	1.87	0.54
12:AL:38:ARG:CG	12:AL:39:THR:H	2.21	0.54
1:CA:1013:G:N2	1:CA:1015:A:H3'	2.22	0.54
5:CE:15:ARG:CZ	5:CE:26:PHE:CE2	2.90	0.54
46:BZ:13:LYS:HB3	46:BZ:16:ALA:CB	2.37	0.54

Continued on next page...

Continued from previous page...

Atom-1	Atom-2	Interatomic distance (Å)	Clash overlap (Å)
51:D4:41:ILE:HD13	51:D4:47:VAL:HG22	1.89	0.54
18:CR:53:ARG:HH21	18:CR:59:SER:C	2.09	0.54
16:CP:28:ARG:NH1	16:CP:29:ASP:OD2	2.40	0.54
4:CD:166:LYS:HA	4:CD:178:VAL:HG11	1.88	0.54
25:BA:816:C:H2'	25:BA:817:C:H6	1.71	0.54
22:AV:87:THR:O	27:BC:141:PRO:HG2	2.06	0.54
12:AL:24:LEU:HD21	12:AL:61:TYR:CE1	2.42	0.54
26:BB:65:C:H2'	26:BB:66:A:H5'	1.89	0.54
23:AW:39:C:H2'	23:AW:40:C:H6	1.72	0.54
41:BU:39:LEU:HA	41:BU:42:ALA:HB3	1.89	0.54
4:CD:188:LEU:O	4:CD:190:ASP:N	2.40	0.54
30:BF:84:VAL:C	30:BF:86:GLY:H	2.11	0.54
25:BA:901:A:H3'	25:BA:902:C:C6	2.42	0.54
1:CA:20:U:O2'	1:CA:21:G:H5'	2.07	0.54
25:BA:1002:G:H2'	25:BA:1003:G:O4'	2.07	0.54
25:DA:2262:U:O2'	25:DA:2263:C:H5'	2.07	0.54
13:AM:117:VAL:HG12	13:AM:118:ALA:H	1.71	0.54
29:BE:137:HIS:HB3	29:BE:138:PRO:CD	2.37	0.54
25:BA:2580:U:H5''	29:BE:130:GLY:O	2.06	0.54
1:CA:217:C:H2'	1:CA:218:C:C6	2.42	0.54
28:BD:109:ASP:HB2	28:BD:197:GLY:N	2.22	0.54
26:BB:5:C:O2'	26:BB:6:C:H5'	2.08	0.54
25:BA:2876:G:H2'	25:BA:2877:G:H8	1.71	0.54
1:AA:1372:U:H5''	9:AI:71:SER:CB	2.35	0.54
25:DA:543:C:C3'	25:DA:545:G:C5'	2.85	0.54
2:CB:9:GLU:OE2	2:CB:9:GLU:N	2.38	0.54
42:DV:5:VAL:HG12	42:DV:14:VAL:HG22	1.89	0.54
42:DV:20:LEU:HB3	42:DV:21:ARG:NE	2.18	0.54
1:CA:1346:A:C6	7:CG:10:ARG:HD3	2.42	0.54
7:CG:132:GLY:HA3	7:CG:135:VAL:CG2	2.36	0.54
7:CG:75:VAL:CG2	7:CG:144:MET:HB3	2.37	0.54
41:BU:66:ASN:C	41:BU:68:ALA:H	2.10	0.54
25:BA:2803:C:H5'	25:BA:2804:C:OP1	2.07	0.54
31:DG:71:THR:OG1	31:DG:89:GLY:HA3	2.08	0.54
1:AA:955:U:O2'	1:AA:956:U:H5'	2.07	0.54
45:DY:14:LEU:HG	45:DY:15:VAL:N	2.21	0.54
22:CV:127:VAL:HA	22:CV:174:ASP:HA	1.88	0.54
32:DH:115:VAL:HG21	32:DH:148:ILE:HD12	1.89	0.54
36:BP:102:ARG:HH21	36:BP:102:ARG:HB2	1.72	0.54
2:AB:80:ILE:HD12	2:AB:212:GLN:HG2	1.89	0.54
45:BY:50:ARG:CD	45:BY:53:PRO:HG3	2.37	0.54

Continued on next page...

Continued from previous page...

Atom-1	Atom-2	Interatomic distance (Å)	Clash overlap (Å)
13:AM:8:GLU:OE2	13:AM:67:GLU:HG2	2.07	0.54
36:BP:65:ARG:HB2	55:B8:12:LYS:O	2.06	0.54
29:DE:111:ARG:CA	38:DR:2:ARG:HB2	2.37	0.54
11:AK:111:ASP:HA	18:AR:84:LYS:HE3	1.89	0.54
11:AK:126:ARG:C	11:AK:128:ALA:N	2.56	0.54
1:CA:1367:C:H5'	10:CJ:60:ARG:NH2	2.21	0.54
25:DA:8:A:H2'	25:DA:9:U:H6	1.71	0.54
42:BV:19:LYS:NZ	42:BV:20:LEU:N	2.46	0.54
1:CA:1119:C:O2'	1:CA:1120:G:H5'	2.07	0.54
5:CE:107:ARG:C	5:CE:109:ILE:N	2.58	0.54
1:CA:1018:C:H2'	1:CA:1019:C:C6	2.42	0.54
7:AG:146:GLU:HA	7:AG:149:ARG:HB2	1.88	0.54
50:D3:1:MET:N	50:D3:2:PRO:CD	2.70	0.54
1:CA:524:G:H2'	1:CA:525:C:H6	1.66	0.54
19:AS:62:ILE:HG13	19:AS:63:THR:N	2.20	0.54
20:CT:104:LEU:HD23	20:CT:104:LEU:C	2.28	0.54
25:DA:2870:C:O2'	25:DA:2871:C:H5'	2.07	0.54
50:D3:3:ARG:HB3	50:D3:59:VAL:O	2.07	0.54
6:AF:77:ARG:CB	6:AF:77:ARG:HH11	2.21	0.54
1:AA:167:G:C2'	1:AA:168:G:H5'	2.38	0.54
1:AA:59:A:C5'	1:AA:60:A:H5''	2.35	0.54
40:BT:23:ARG:O	40:BT:25:GLY:N	2.40	0.54
29:DE:113:PHE:HE2	29:DE:157:ALA:HB1	1.71	0.54
25:BA:649:G:C5	25:BA:650:C:C4	2.94	0.54
36:DP:48:PRO:O	36:DP:49:ARG:C	2.44	0.54
25:BA:2277:G:OP2	47:B0:9:THR:HG21	2.07	0.54
1:AA:1413:A:O2'	1:AA:1414:U:H5'	2.07	0.54
37:BQ:38:GLU:HA	37:BQ:99:PRO:HG3	1.89	0.54
9:AI:81:ILE:O	9:AI:85:LEU:HG	2.08	0.54
25:BA:2065:C:O2'	25:BA:2066:C:H5'	2.06	0.54
23:CW:29:G:C2'	23:CW:30:G:H5'	2.38	0.54
25:DA:1475:G:H5'	25:DA:1476:C:OP2	2.06	0.54
31:DG:131:TYR:O	31:DG:159:VAL:HG12	2.07	0.54
25:DA:1344:G:H5'	25:DA:1384:A:N1	2.22	0.54
32:DH:24:VAL:HG22	32:DH:35:VAL:O	2.06	0.54
1:CA:859:A:H2'	1:CA:860:A:O4'	2.08	0.54
43:DW:82:LEU:HB2	43:DW:98:LYS:HB2	1.88	0.54
25:DA:768:G:O2'	25:DA:1379:A:N6	2.40	0.54
1:CA:402:G:O2'	1:CA:403:C:H5'	2.07	0.54
12:CL:34:CYS:HB3	12:CL:55:VAL:HG22	1.89	0.54
33:BI:81:VAL:CG1	33:BI:88:ILE:HD12	2.36	0.54

Continued on next page...

Continued from previous page...

Atom-1	Atom-2	Interatomic distance (Å)	Clash overlap (Å)
9:AI:96:LEU:CD1	9:AI:102:LEU:HB2	2.38	0.54
32:BH:43:VAL:O	32:BH:43:VAL:CG2	2.55	0.54
2:CB:221:LEU:HD22	2:CB:221:LEU:N	2.22	0.54
2:CB:34:ALA:O	2:CB:41:ILE:HB	2.08	0.54
31:DG:125:PHE:HB2	31:DG:166:ASP:OD2	2.08	0.54
40:BT:83:ILE:HD11	40:BT:84:GLN:HE21	1.71	0.54
45:BY:27:VAL:HA	45:BY:28:LYS:HZ2	1.65	0.54
40:BT:50:ILE:HG22	40:BT:62:THR:OG1	2.07	0.54
1:AA:1071:C:H2'	1:AA:1072:G:H8	1.72	0.54
3:AC:3:ASN:HD21	3:AC:4:LYS:HZ1	1.54	0.54
25:DA:607:U:H5'	25:DA:619:G:O6	2.08	0.54
25:BA:272(I):U:N3	25:BA:363(A):A:C6	2.74	0.54
31:BG:43:LEU:HB2	31:BG:88:ILE:HD11	1.89	0.54
2:AB:188:ALA:O	2:AB:203:GLY:N	2.38	0.54
25:BA:2469:A:C2	25:BA:2470:G:H1'	2.43	0.54
11:AK:124:LYS:HD2	11:AK:125:PHE:CE1	2.42	0.54
1:CA:961:U:O2'	1:CA:962:C:H5'	2.07	0.54
3:CC:113:ALA:HB3	3:CC:183:ASP:CG	2.27	0.54
46:DZ:150:HIS:HB3	46:DZ:169:THR:HA	1.89	0.54
1:CA:976:G:OP1	14:CN:32:SER:N	2.38	0.54
9:AI:114:TYR:N	9:AI:114:TYR:CD2	2.73	0.54
46:BZ:178:ASP:OD1	46:BZ:178:ASP:N	2.39	0.54
16:AP:17:TYR:CD1	16:AP:17:TYR:N	2.75	0.54
27:DC:135:ARG:O	27:DC:137:LEU:HD12	2.07	0.54
6:CF:9:VAL:HB	6:CF:87:ARG:HB2	1.89	0.54
4:AD:4:TYR:CD2	4:AD:5:ILE:N	2.75	0.54
27:BC:65:LEU:N	27:BC:160:GLY:O	2.32	0.54
1:AA:99:U:H2'	1:AA:100:C:C6	2.42	0.54
18:AR:46:GLU:HB3	18:AR:85:LEU:CD2	2.38	0.54
8:CH:89:PRO:HA	8:CH:92:ARG:CD	2.37	0.54
1:CA:544:G:OP1	4:CD:66:ARG:NH2	2.40	0.54
1:CA:1277:C:C3'	1:CA:1278:U:C5'	2.85	0.54
1:AA:1425:U:H2'	1:AA:1426:C:C6	2.42	0.54
25:BA:2114:A:H2'	25:BA:2115:G:O4'	2.07	0.54
37:BQ:46:GLN:O	37:BQ:47:ILE:C	2.45	0.54
25:BA:2171:A:O2'	25:BA:2172:U:H6	1.90	0.54
40:BT:92:GLY:O	40:BT:94:ALA:N	2.37	0.54
31:BG:135:LEU:HD21	31:BG:157:ILE:HD11	1.90	0.54
19:CS:6:LYS:HG2	19:CS:7:LYS:HE3	1.89	0.54
47:B0:67:GLU:HG2	47:B0:79:HIS:HB2	1.88	0.54
25:DA:141:A:C8	25:DA:1408:C:O2'	2.57	0.54

Continued on next page...

Continued from previous page...

Atom-1	Atom-2	Interatomic distance (Å)	Clash overlap (Å)
25:DA:2736:G:O2'	25:DA:2737:G:H5'	2.07	0.54
50:B3:49:LYS:HG2	50:B3:49:LYS:O	2.07	0.54
43:BW:18:ARG:HG3	43:BW:76:VAL:HG13	1.89	0.54
1:CA:601:C:O2'	1:CA:602:A:H5'	2.08	0.54
29:DE:6:GLY:C	29:DE:196:VAL:HG22	2.27	0.54
23:CW:28:C:H2'	23:CW:29:G:H8	1.72	0.54
1:AA:23:C:O2'	1:AA:24:U:H5'	2.08	0.54
25:DA:920:G:O2'	25:DA:921:G:H5'	2.06	0.54
16:CP:58:TYR:HD1	16:CP:59:TRP:N	2.06	0.54
25:DA:1508:A:H5'	25:DA:1509:C:OP1	2.07	0.54
1:CA:1427:U:H2'	1:CA:1428:A:C8	2.42	0.54
45:DY:16:ALA:HB1	45:DY:21:LYS:NZ	2.22	0.54
3:CC:150:LYS:HE2	3:CC:152:ILE:HD11	1.89	0.54
1:CA:370:C:O2'	1:CA:371:G:H5'	2.08	0.54
26:DB:20:C:O2'	26:DB:21:G:H5'	2.07	0.54
32:BH:147:ASN:O	32:BH:150:ALA:HB3	2.07	0.54
15:AO:37:ASN:HD22	15:AO:37:ASN:N	2.04	0.54
48:B1:46:LEU:HA	48:B1:63:ALA:HA	1.88	0.54
25:BA:428:A:H8	25:BA:428:A:OP2	1.90	0.54
2:AB:87:ARG:O	2:AB:87:ARG:HG2	2.05	0.54
22:CV:28:GLN:HG3	22:CV:30:LEU:HD23	1.88	0.54
25:BA:247:G:H4'	25:BA:386:G:C5	2.42	0.54
36:BP:61:ARG:O	55:B8:13:ARG:HD3	2.08	0.54
39:BS:28:VAL:HG12	39:BS:29:PHE:N	2.22	0.54
39:BS:14:VAL:HG13	39:BS:90:GLY:HA2	1.89	0.54
33:BI:81:VAL:HG11	33:BI:88:ILE:CD1	2.37	0.54
1:AA:1118:C:H1'	1:AA:1179:A:C4	2.42	0.54
7:AG:32:ARG:O	7:AG:33:ASP:CB	2.56	0.54
9:AI:111:ARG:HG2	9:AI:112:LYS:N	2.22	0.54
9:AI:73:GLN:C	9:AI:75:ASP:H	2.10	0.54
9:AI:96:LEU:HD12	9:AI:101:PHE:CB	2.37	0.54
37:DQ:140:ALA:HA	46:DZ:98:TYR:CB	2.37	0.54
25:DA:998:C:H2'	25:DA:999:U:O4'	2.08	0.54
26:DB:98:G:H2'	26:DB:99:G:O4'	2.08	0.54
9:CI:4:TYR:HA	9:CI:88:TYR:CE1	2.42	0.54
25:BA:613:G:H8	25:BA:613:G:C5'	2.17	0.54
1:CA:1375:A:H5'	7:CG:28:ASN:HB3	1.90	0.54
1:CA:980:C:H3'	1:CA:981:U:C6	2.42	0.54
1:CA:971:G:P	1:CA:1231:G:H21	2.30	0.54
1:AA:185:A:H2'	1:AA:186:C:C6	2.42	0.54
1:AA:223:U:H2'	1:AA:224:C:C6	2.42	0.54

Continued on next page...

Continued from previous page...

Atom-1	Atom-2	Interatomic distance (Å)	Clash overlap (Å)
3:AC:74:GLY:HA2	3:AC:77:ILE:HD12	1.89	0.54
10:AJ:4:ILE:HG23	10:AJ:100:THR:HG22	1.89	0.54
10:AJ:6:ILE:CD1	10:AJ:72:VAL:HB	2.37	0.54
1:AA:1070:U:OP1	5:AE:18:ARG:NH2	2.40	0.54
25:BA:478:A:C2'	25:BA:479:A:H5'	2.38	0.54
29:BE:68:ALA:HB3	29:BE:69:LYS:HZ3	1.71	0.54
25:BA:2416:C:P	36:BP:66:GLY:HA3	2.47	0.54
1:AA:1148:U:O3'	9:AI:14:VAL:HG11	2.08	0.54
4:AD:63:LYS:O	4:AD:67:ILE:HG13	2.08	0.54
5:AE:73:ASN:CG	5:AE:73:ASN:O	2.46	0.54
5:AE:144:THR:O	5:AE:145:LYS:C	2.46	0.54
32:BH:85:LYS:HD3	32:BH:133:VAL:CB	2.38	0.54
30:BF:53:THR:HG22	30:BF:56:GLU:CD	2.28	0.54
33:BI:37:VAL:HG13	33:BI:38:LEU:HD12	1.89	0.54
30:BF:117:ARG:HH21	30:BF:187:VAL:HA	1.71	0.54
39:DS:89:ARG:HB3	39:DS:92:TYR:HB3	1.88	0.54
25:BA:923:C:O2'	25:BA:924:C:H5'	2.07	0.54
25:BA:809:G:O2'	25:BA:810:U:H5'	2.07	0.54
36:BP:33:ARG:O	36:BP:34:GLY:C	2.45	0.54
33:BI:130:TYR:HB3	33:BI:136:VAL:CG1	2.37	0.54
25:BA:528:A:H2	25:BA:2042:A:H2'	1.68	0.54
25:BA:528:A:N1	25:BA:2042:A:H2'	2.21	0.54
46:BZ:107:PRO:HA	46:BZ:141:SER:O	2.08	0.54
27:BC:69:LEU:HD13	27:BC:160:GLY:HA2	1.90	0.54
45:BY:16:ALA:HB1	45:BY:21:LYS:HZ3	1.72	0.54
44:BX:12:VAL:HG21	44:BX:17:ALA:HB1	1.89	0.54
25:DA:1496:A:H8	25:DA:1577:C:O2'	1.90	0.54
17:AQ:91:ARG:CA	17:AQ:94:ASN:HD22	2.19	0.54
36:BP:71:VAL:HG13	36:BP:72:PRO:N	2.23	0.54
29:DE:4:ILE:HG12	29:DE:28:ALA:HB1	1.89	0.54
1:CA:1258:G:O2'	1:CA:1259:C:H5'	2.07	0.54
1:AA:1422:G:O2'	1:AA:1423:G:H5'	2.07	0.54
20:CT:33:ILE:HG23	20:CT:63:ILE:CG1	2.38	0.54
25:DA:651:G:N2	25:DA:652:C:N4	2.55	0.54
34:BN:5:VAL:CG1	34:BN:5:VAL:O	2.54	0.54
55:B8:44:LYS:N	55:B8:44:LYS:HD2	2.21	0.54
31:DG:36:LYS:HA	31:DG:99:MET:HE2	1.89	0.54
33:DI:88:ILE:O	33:DI:89:TYR:C	2.45	0.54
25:BA:1006:C:O2	34:BN:106:MET:HG2	2.07	0.54
54:B7:36:GLN:HG2	54:B7:36:GLN:O	2.07	0.54
38:DR:50:HIS:O	38:DR:54:LEU:HB2	2.08	0.54

Continued on next page...

Continued from previous page...

Atom-1	Atom-2	Interatomic distance (Å)	Clash overlap (Å)
25:BA:2514:U:H2'	25:BA:2515:C:H6	1.71	0.54
25:DA:224:G:N7	25:DA:420:C:H4'	2.23	0.54
1:AA:336:C:H2'	1:AA:337:C:C6	2.42	0.54
1:CA:1227:A:C8	1:CA:1228:C:H1'	2.42	0.54
32:DH:24:VAL:O	32:DH:24:VAL:HG23	2.08	0.54
25:BA:2038:G:H2'	25:BA:2039:C:C6	2.42	0.54
1:AA:872:A:O2'	1:AA:873:A:H5''	2.07	0.54
25:BA:1181:C:H2'	25:BA:1182:A:C8	2.43	0.54
1:AA:274:A:O2'	1:AA:275:G:H8	1.88	0.54
39:BS:13:ARG:O	39:BS:14:VAL:HB	2.07	0.54
46:DZ:100:PRO:O	46:DZ:135:PHE:HA	2.08	0.54
44:DX:35:THR:HG22	44:DX:36:LYS:N	2.22	0.54
30:BF:40:GLN:O	30:BF:43:LYS:HG2	2.06	0.54
48:D1:72:GLU:O	48:D1:75:GLU:HB3	2.07	0.54
7:CG:69:VAL:HG13	7:CG:134:ALA:O	2.07	0.54
31:DG:117:PHE:HZ	31:DG:179:PRO:HB2	1.72	0.54
1:AA:1321:C:C3'	1:AA:1322:C:H5''	2.38	0.54
1:AA:1125:U:OP2	1:AA:1145:C:N4	2.41	0.54
36:BP:16:ARG:O	36:BP:18:ARG:N	2.41	0.54
2:AB:220:ASP:CA	2:AB:223:ILE:HG12	2.37	0.54
25:BA:2123:G:O4'	27:BC:173:HIS:HD2	1.91	0.54
13:AM:66:LEU:O	13:AM:67:GLU:O	2.25	0.54
25:BA:2476:A:C2	25:BA:2477:C:C4	2.96	0.54
33:DI:4:ILE:HG21	33:DI:47:LEU:HD21	1.89	0.54
25:BA:1784:A:H4'	25:BA:1785:A:H5''	1.90	0.54
25:DA:1590:U:O2'	25:DA:1591:G:H5''	2.06	0.54
38:DR:67:LEU:O	38:DR:67:LEU:HD12	2.08	0.54
6:CF:75:LEU:O	6:CF:79:LEU:HG	2.07	0.54
43:BW:86:LEU:HD12	43:BW:87:PRO:CD	2.36	0.54
27:BC:216:THR:OG1	27:BC:217:THR:N	2.41	0.54
32:DH:70:THR:HA	32:DH:73:ALA:HB3	1.89	0.54
5:AE:13:ILE:HD13	5:AE:51:VAL:HG13	1.90	0.54
1:AA:499:A:H4'	1:AA:500:G:OP1	2.07	0.54
18:AR:44:LEU:CD1	18:AR:80:PRO:HD2	2.38	0.54
16:AP:21:VAL:HG12	16:AP:34:GLU:O	2.07	0.54
6:AF:21:LEU:O	6:AF:24:GLU:CG	2.55	0.54
7:AG:111:ARG:CB	7:AG:113:GLU:HG2	2.37	0.54
6:AF:91:VAL:CG1	6:AF:92:LYS:N	2.71	0.54
25:DA:147:U:H2'	25:DA:148:C:C6	2.43	0.54
25:BA:266:G:H2'	25:BA:267:C:O5'	2.07	0.54
22:AV:84:ASP:C	22:AV:86:GLU:N	2.60	0.54

Continued on next page...

Continued from previous page...

Atom-1	Atom-2	Interatomic distance (Å)	Clash overlap (Å)
25:BA:1884:A:O3'	27:BC:207:GLY:HA2	2.08	0.54
1:AA:158:G:H2'	1:AA:159:G:H8	1.73	0.54
32:BH:137:ASP:CB	32:BH:140:LYS:HB3	2.37	0.54
1:AA:106:C:H2'	1:AA:107:G:H8	1.73	0.54
46:BZ:180:GLU:CD	46:BZ:180:GLU:N	2.58	0.54
25:DA:720:C:H2'	25:DA:721:C:C6	2.41	0.54
25:BA:1416:G:O2'	25:BA:1417:C:H6	1.90	0.54
41:BU:31:SER:O	41:BU:33:ARG:N	2.32	0.54
25:BA:746:A:C6	25:BA:2611:U:H5''	2.42	0.54
48:B1:30:VAL:HG23	48:B1:31:GLY:H	1.72	0.54
1:CA:1478:C:H2'	1:CA:1479:C:C6	2.43	0.54
1:CA:22:G:H4'	1:CA:885:G:C8	2.43	0.54
35:BO:63:VAL:HG11	35:BO:85:VAL:HG23	1.88	0.54
34:BN:91:LEU:O	34:BN:95:PRO:HB3	2.07	0.54
46:BZ:135:PHE:O	46:BZ:136:ILE:HG13	2.08	0.54
30:DF:52:LYS:O	30:DF:88:VAL:HG12	2.08	0.54
25:DA:2619:C:H4'	29:DE:151:TYR:O	2.08	0.54
28:DD:4:LYS:HE3	28:DD:19:ALA:O	2.08	0.54
25:DA:686:G:H5''	54:D7:11:LYS:HE2	1.89	0.54
39:BS:28:VAL:HB	39:BS:89:ARG:CG	2.38	0.54
42:DV:19:LYS:HZ3	42:DV:20:LEU:H	1.56	0.54
44:DX:28:PHE:CZ	44:DX:92:LEU:HD11	2.43	0.54
25:BA:1109:C:H41	25:BA:1110:G:H21	1.56	0.54
42:BV:39:LEU:CD1	42:BV:47:VAL:HG11	2.37	0.54
22:CV:172:LYS:CB	22:CV:181:VAL:HG22	2.36	0.54
31:DG:114:ILE:HG22	31:DG:115:ARG:N	2.22	0.54
25:DA:2700:C:O2'	25:DA:2701:C:H5'	2.08	0.54
25:BA:2103:C:H3'	25:BA:2104:G:H5''	1.90	0.54
16:AP:54:GLU:O	16:AP:57:ARG:HB2	2.08	0.54
40:BT:50:ILE:CD1	40:BT:102:ILE:HD11	2.34	0.54
53:B6:11:LEU:O	53:B6:23:THR:HA	2.08	0.54
36:BP:139:LYS:C	36:BP:141:ALA:H	2.09	0.54
25:DA:352:G:H1'	25:DA:354:G:N7	2.22	0.54
25:DA:272(J):C:H5'	25:DA:274:G:O5'	2.07	0.54
25:BA:651:G:N2	25:BA:652:C:H41	2.06	0.54
4:AD:79:PHE:HE1	4:AD:203:VAL:HG12	1.73	0.54
5:AE:107:ARG:CG	5:AE:108:ALA:N	2.70	0.54
40:DT:98:LYS:HB3	40:DT:100:TYR:CE1	2.42	0.54
25:BA:1018:C:O2'	25:BA:1019:U:H5'	2.08	0.54
15:AO:78:TYR:O	15:AO:81:LEU:HB3	2.07	0.54
27:DC:135:ARG:HB3	27:DC:137:LEU:CD1	2.37	0.54

Continued on next page...

Continued from previous page...

Atom-1	Atom-2	Interatomic distance (Å)	Clash overlap (Å)
2:AB:92:TYR:N	2:AB:151:GLY:O	2.40	0.54
25:DA:1685:C:O2'	25:DA:1686:C:H5''	2.06	0.54
5:CE:82:VAL:HG11	5:CE:137:GLU:CB	2.35	0.54
23:CW:17:C:H2'	23:CW:17(B):U:C5	2.40	0.54
55:D8:6:THR:O	55:D8:8:LYS:N	2.40	0.54
25:BA:392:C:H5''	25:BA:409:C:H5''	1.89	0.54
4:CD:165:MET:HE2	4:CD:176:LEU:CD2	2.38	0.54
29:DE:81:ILE:O	29:DE:82:ARG:O	2.25	0.54
2:CB:233:SER:OG	2:CB:234:PRO:HD2	2.06	0.54
11:AK:33:THR:HB	11:AK:38:ASN:O	2.08	0.54
25:DA:2892:A:C5	25:DA:2893:G:H1'	2.41	0.54
31:BG:16:ARG:N	31:BG:17:PRO:HD2	2.21	0.54
30:BF:139:PHE:CE2	30:BF:167:ALA:HB2	2.42	0.54
25:DA:330:A:C2	25:DA:1210:A:H2'	2.43	0.54
4:CD:101:LEU:HD13	4:CD:133:VAL:HG11	1.87	0.54
22:CV:167:PRO:C	22:CV:169:GLU:H	2.11	0.54
34:BN:4:TYR:O	34:BN:5:VAL:O	2.25	0.54
29:BE:14:ILE:HB	40:BT:14:TYR:CZ	2.43	0.54
27:DC:54:ARG:HB3	27:DC:54:ARG:CZ	2.37	0.54
10:CJ:32:ALA:HB2	10:CJ:76:ASN:CG	2.27	0.54
10:AJ:89:ASP:HB3	10:AJ:91:PRO:HD3	1.90	0.54
25:DA:2776:A:H4'	25:DA:2777:G:C5'	2.37	0.54
4:CD:126:ILE:HG22	4:CD:127:THR:H	1.72	0.54
12:AL:14:LYS:HD2	12:AL:15:VAL:H	1.72	0.54
25:DA:1178:C:H2'	25:DA:1179:C:C5	2.43	0.54
14:AN:48:ALA:CA	14:AN:53:LEU:HD12	2.37	0.54
25:BA:1260:G:H2'	25:BA:1261:C:H6	1.72	0.54
43:BW:62:HIS:O	43:BW:63:ASP:C	2.46	0.54
25:BA:1863:G:H2'	25:BA:1864:U:C6	2.42	0.54
25:DA:1416:G:H22	25:DA:1583:A:H1'	1.72	0.54
25:BA:2736:G:O2'	25:BA:2737:G:H5'	2.07	0.54
25:BA:357:A:H2'	25:BA:358:U:C6	2.43	0.54
1:CA:1431:C:C2'	1:CA:1432:G:H5'	2.38	0.54
47:B0:23:LYS:O	47:B0:24:ARG:HG2	2.08	0.54
32:DH:66:GLY:HA2	32:DH:69:ARG:HB3	1.88	0.54
25:DA:760:G:H2'	25:DA:761:A:O4'	2.08	0.54
29:BE:93:VAL:HG21	29:BE:180:ASN:CA	2.32	0.54
3:AC:112:SER:HB3	3:AC:115:LEU:HD12	1.89	0.54
25:BA:174:C:C3'	25:BA:175:G:H5''	2.37	0.54
46:DZ:55:VAL:HG11	46:DZ:67:PRO:HB3	1.90	0.54
2:CB:42:ILE:HD11	2:CB:202:PRO:HB2	1.90	0.54

Continued on next page...

Continued from previous page...

Atom-1	Atom-2	Interatomic distance (Å)	Clash overlap (Å)
25:DA:1022:G:C6	25:DA:1140:C:C4	2.95	0.54
34:DN:28:THR:CG2	34:DN:29:LYS:H	2.15	0.54
34:DN:90:MET:HE2	34:DN:90:MET:HA	1.90	0.54
1:CA:1237:C:C4'	1:CA:1334:G:H21	2.20	0.54
1:CA:1292:U:H5'	9:CI:38:GLN:OE1	2.07	0.54
1:CA:1158:C:N3	1:CA:1160:G:C8	2.75	0.54
30:BF:3:GLU:HB3	30:BF:20:LEU:O	2.08	0.54
3:AC:77:ILE:O	3:AC:83:ARG:HB3	2.07	0.54
45:BY:37:VAL:HG23	45:BY:38:ILE:N	2.23	0.54
1:AA:1498:U:H1'	1:AA:1499:A:N7	2.23	0.54
25:DA:2402:C:H2'	25:DA:2403:C:H5'	1.90	0.54
31:BG:58:GLN:O	31:BG:62:LEU:HB2	2.06	0.54
53:B6:12:GLU:HB2	53:B6:21:TYR:HB3	1.89	0.54
25:BA:541:C:C2	25:BA:542:C:C4	2.96	0.54
1:AA:1024:G:H2'	1:AA:1025:U:C5	2.43	0.54
25:BA:2392:A:H2	25:BA:2424:C:H42	1.55	0.54
4:AD:30:LYS:CB	4:AD:35:ARG:HH11	2.20	0.54
5:AE:92:LYS:O	5:AE:118:ILE:HD12	2.07	0.54
28:DD:28:GLU:N	28:DD:29:PRO:CD	2.57	0.54
27:BC:148:PHE:C	27:BC:150:ILE:H	2.10	0.54
25:DA:70:G:H21	25:DA:71:A:N6	2.05	0.54
27:DC:215:VAL:O	27:DC:223:VAL:HG23	2.07	0.54
1:CA:1225:A:H5'	13:CM:103:THR:HG1	1.70	0.54
47:D0:52:GLY:N	47:D0:62:LEU:CD1	2.71	0.54
25:BA:857:C:H1'	47:B0:25:TYR:CE2	2.43	0.54
1:AA:532:A:H62	3:AC:156:ARG:NH1	2.05	0.54
1:AA:376:G:O2'	1:AA:377:G:H5'	2.07	0.54
1:CA:1152:A:O2'	1:CA:1153:C:H6	1.91	0.54
22:AV:134:ASP:HB3	22:AV:152:THR:N	2.22	0.54
1:AA:399:G:H2'	1:AA:400:C:C6	2.43	0.54
1:AA:552:U:C4'	12:AL:83:ARG:HG2	2.38	0.54
25:BA:1410:G:H1	25:BA:1592:C:H42	1.54	0.54
25:DA:27:G:N2	25:DA:512:G:H2'	2.23	0.54
28:DD:205:VAL:O	28:DD:207:GLY:N	2.41	0.54
25:DA:310:A:O2'	25:DA:311:A:C8	2.61	0.54
45:DY:17:SER:OG	45:DY:18:GLY:N	2.40	0.54
12:CL:24:LEU:C	12:CL:26:GLY:N	2.60	0.54
53:B6:26:ASN:O	53:B6:27:LYS:HG2	2.08	0.54
53:B6:28:ARG:HA	53:B6:32:ASN:ND2	2.23	0.54
42:BV:5:VAL:HG22	42:BV:6:LYS:N	2.22	0.54
4:AD:119:GLN:HG2	4:AD:123:HIS:HD2	1.69	0.54

Continued on next page...

Continued from previous page...

Atom-1	Atom-2	Interatomic distance (Å)	Clash overlap (Å)
43:DW:33:ARG:O	43:DW:37:ARG:HB2	2.08	0.54
1:AA:1239:A:H2'	1:AA:1298:C:H42	1.72	0.54
25:DA:1855:G:C6	25:DA:1888:G:C8	2.96	0.54
45:DY:88:LYS:HB3	45:DY:90:LEU:CD1	2.33	0.54
46:DZ:175:PRO:CB	46:DZ:176:PRO:HD2	2.37	0.54
38:BR:95:THR:HA	38:BR:117:VAL:HG23	1.89	0.54
25:BA:2126:A:N6	25:BA:2163:C:H4'	2.23	0.54
38:DR:78:LYS:O	38:DR:83:ILE:HG12	2.07	0.54
23:AW:17(B):U:H4'	23:AW:18:G:OP1	2.07	0.54
25:BA:2849:U:OP2	40:BT:95:ARG:NH1	2.36	0.54
25:BA:97:C:H5''	49:B2:2:LYS:HB2	1.90	0.54
37:DQ:64:ILE:HG23	37:DQ:106:VAL:CG1	2.37	0.54
29:BE:104:VAL:HG11	29:BE:188:VAL:HG23	1.89	0.54
41:DU:27:LEU:HB3	41:DU:31:SER:CB	2.38	0.54
25:DA:466:A:OP1	54:D7:34:ARG:NH1	2.41	0.54
25:BA:1656:C:H2'	25:BA:1657:C:C6	2.43	0.54
1:CA:1468:A:H2'	1:CA:1469:G:O4'	2.08	0.54
3:AC:125:GLU:HG2	3:AC:189:ALA:O	2.08	0.54
1:CA:1095:U:P	1:CA:1108:G:H22	2.30	0.54
47:D0:26:TYR:O	47:D0:29:GLN:HB2	2.08	0.54
8:AH:31:PHE:O	8:AH:35:ILE:HG13	2.07	0.54
48:B1:20:ARG:HH11	48:B1:20:ARG:HG2	1.72	0.54
1:CA:1427:U:H2'	1:CA:1428:A:H8	1.71	0.54
1:CA:1513:A:H2'	1:CA:1514:C:C6	2.43	0.54
25:DA:565:C:H4'	25:DA:1253:A:C6	2.43	0.54
43:DW:78:GLU:HG3	43:DW:79:GLY:O	2.08	0.54
25:BA:2402:C:O2'	25:BA:2403:C:H6	1.91	0.54
25:DA:446:G:H4'	25:DA:447:A:H5'	1.90	0.54
29:DE:19:ARG:O	29:DE:19:ARG:HG3	2.06	0.54
3:CC:28:GLN:HG3	3:CC:31:HIS:HD2	1.72	0.54
6:AF:50:TYR:CZ	18:AR:77:GLY:HA2	2.42	0.54
1:CA:382:A:H2'	1:CA:383:A:C8	2.43	0.54
25:BA:1897:G:H2'	25:BA:1898:U:O4'	2.08	0.54
26:DB:73:A:C4	26:DB:105:A:C2	2.96	0.54
46:DZ:8:TYR:HD1	46:DZ:60:LEU:HD12	1.72	0.54
2:CB:208:ILE:HA	2:CB:211:ILE:CD1	2.31	0.54
2:CB:15:VAL:HB	2:CB:209:ARG:HB3	1.90	0.54
34:DN:42:TRP:CE3	34:DN:43:THR:N	2.73	0.54
41:DU:90:VAL:HA	42:DV:11:GLN:HE22	1.73	0.54
46:DZ:81:ARG:NH2	46:DZ:83:GLU:HA	2.22	0.54
19:CS:64:GLU:O	19:CS:65:ASN:C	2.46	0.54

Continued on next page...

Continued from previous page...

Atom-1	Atom-2	Interatomic distance (Å)	Clash overlap (Å)
19:CS:9:VAL:HG12	19:CS:39:THR:HB	1.89	0.54
48:D1:69:LYS:HE3	48:D1:72:GLU:OE2	2.08	0.54
7:CG:109:ASN:HA	7:CG:119:ARG:NH2	2.23	0.54
31:DG:144:ILE:HG23	31:DG:144:ILE:O	2.08	0.54
19:AS:51:VAL:CG1	19:AS:75:ALA:HB2	2.37	0.54
25:BA:1343:G:N3	25:BA:1384:A:H2	2.05	0.54
28:BD:26:LYS:HE2	28:BD:113:VAL:HG21	1.89	0.54
16:CP:68:ASP:O	16:CP:71:ARG:HG2	2.08	0.54
55:B8:23:VAL:CG1	55:B8:46:ARG:HB3	2.37	0.54
25:BA:651:G:N2	25:BA:652:C:N4	2.55	0.54
4:AD:10:ARG:NH1	4:AD:10:ARG:HG2	2.22	0.54
25:DA:6:A:N3	25:DA:6:A:H2'	2.23	0.54
34:DN:116:LEU:O	34:DN:119:ARG:N	2.41	0.54
15:CO:9:GLN:C	15:CO:11:VAL:N	2.56	0.54
27:DC:146:VAL:HG12	27:DC:147:GLY:N	2.18	0.54
27:DC:83:LYS:NZ	27:DC:148:PHE:HB3	2.23	0.54
25:BA:810:U:O2'	36:BP:33:ARG:NH1	2.40	0.54
5:CE:72:GLN:NE2	5:CE:77:PRO:HB3	2.23	0.54
51:B4:60:GLU:O	51:B4:61:VAL:HB	2.08	0.54
5:CE:17:ALA:HB2	5:CE:26:PHE:CD2	2.42	0.54
12:CL:57:LEU:HD21	12:CL:63:VAL:HG22	1.89	0.54
32:DH:70:THR:O	32:DH:72:ILE:N	2.35	0.54
25:BA:2701:C:C2'	25:BA:2702:U:H5''	2.38	0.54
51:D4:39:ARG:C	51:D4:40:ILE:HD12	2.28	0.54
1:CA:1523:G:H2'	1:CA:1524:C:H6	1.73	0.54
1:CA:190:U:O2	20:CT:105:SER:HB2	2.07	0.54
4:CD:150:GLU:CG	4:CD:151:LYS:H	2.21	0.54
25:DA:1190:G:C2	25:DA:1191:G:N7	2.76	0.54
36:DP:31:ALA:C	36:DP:33:ARG:N	2.61	0.54
1:AA:1124:G:H1'	10:AJ:38:ILE:HG21	1.90	0.54
31:BG:111:LEU:HD22	31:BG:120:LEU:HD21	1.90	0.54
1:AA:155:C:O2'	1:AA:156:G:H5'	2.08	0.54
47:D0:5:LYS:HB3	47:D0:5:LYS:HZ2	1.72	0.54
36:DP:91:PHE:N	36:DP:91:PHE:CD1	2.75	0.54
25:DA:843:G:C2'	25:DA:844:C:H5'	2.38	0.54
28:BD:142:VAL:CG2	28:BD:191:ALA:HB1	2.38	0.54
25:DA:2199:A:H5'	25:DA:2200:C:OP2	2.08	0.54
25:BA:350:U:H2'	25:BA:351:G:O4'	2.08	0.54
27:BC:62:THR:HG22	27:BC:163:GLU:CG	2.38	0.54
27:DC:209:PHE:O	27:DC:211:ARG:N	2.41	0.54
7:AG:144:MET:O	7:AG:147:ALA:HB3	2.07	0.54

Continued on next page...

Continued from previous page...

Atom-1	Atom-2	Interatomic distance (Å)	Clash overlap (Å)
25:BA:1571:A:H2'	25:BA:1572:A:C8	2.43	0.54
25:BA:535:C:O2	25:BA:559:G:C2	2.61	0.54
1:AA:986:A:H2'	1:AA:987:G:C8	2.43	0.54
1:AA:1170:A:H2'	1:AA:1171:G:O4'	2.07	0.54
25:BA:1863:G:H2'	25:BA:1864:U:H6	1.73	0.54
25:DA:2363:C:O2'	25:DA:2364:C:H5'	2.08	0.54
26:DB:58:A:H2'	26:DB:59:A:O4'	2.07	0.54
43:BW:29:LEU:HD12	43:BW:29:LEU:O	2.07	0.54
1:CA:1424:C:H2'	1:CA:1425:U:O4'	2.08	0.54
22:CV:97:ARG:HD3	22:CV:120:ILE:O	2.07	0.54
1:AA:247:G:OP2	17:AQ:100:LYS:N	2.41	0.54
25:BA:363(C):G:H2'	25:BA:363(D):G:H8	1.73	0.54
11:CK:30:VAL:HG23	11:CK:30:VAL:O	2.08	0.54
25:BA:66:C:O2'	25:BA:67:U:H5'	2.08	0.54
32:DH:153:LYS:HD3	32:DH:153:LYS:N	2.23	0.54
8:AH:83:ILE:O	8:AH:83:ILE:HG23	2.08	0.54
1:CA:186:C:H1'	20:CT:85:MET:CE	2.38	0.54
25:DA:2707:G:H2'	25:DA:2708:G:H8	1.72	0.54
39:BS:89:ARG:CB	39:BS:92:TYR:HB3	2.30	0.54
9:AI:43:ALA:O	9:AI:45:ALA:N	2.34	0.54
42:DV:46:VAL:HG22	42:DV:47:VAL:N	2.13	0.54
1:CA:1115:C:H2'	1:CA:1116:C:C6	2.42	0.54
42:BV:38:LEU:C	42:BV:39:LEU:HD13	2.27	0.54
31:DG:64:THR:HG23	31:DG:66:GLN:H	1.73	0.54
45:DY:8:LYS:HZ1	45:DY:73:ARG:CA	2.20	0.54
30:BF:4:VAL:H	30:BF:19:GLU:HB3	1.70	0.54
1:AA:225:C:H2'	1:AA:226:G:C8	2.42	0.54
25:DA:555:U:C1'	25:DA:556:G:N7	2.59	0.54
40:BT:106:SER:O	40:BT:107:ASP:CB	2.55	0.54
1:AA:1391:U:H2'	1:AA:1392:G:H8	1.73	0.54
25:BA:1887:C:C3'	25:BA:1888:G:H5''	2.38	0.54
12:CL:38:ARG:CG	12:CL:39:THR:N	2.65	0.54
25:DA:2533:A:H2'	25:DA:2534:A:C4'	2.37	0.54
2:AB:194:PRO:O	2:AB:197:VAL:HG23	2.08	0.54
2:AB:200:ILE:HD12	2:AB:200:ILE:N	2.22	0.54
13:CM:24:GLY:HA3	13:CM:66:LEU:HB3	1.90	0.54
25:BA:2417:C:C2	25:BA:2418:A:C8	2.96	0.54
25:DA:2723:C:OP1	38:DR:5:LYS:NZ	2.41	0.54
1:AA:416:G:H1	1:AA:427:U:H3	1.56	0.54
5:CE:53:LEU:HD12	5:CE:53:LEU:H	1.73	0.54
25:DA:2791:C:C1'	25:DA:2792:G:C8	2.88	0.54

Continued on next page...

Continued from previous page...

Atom-1	Atom-2	Interatomic distance (Å)	Clash overlap (Å)
49:D2:51:ARG:O	49:D2:54:LYS:HB2	2.08	0.54
25:BA:673:C:H5'	30:BF:54:ARG:HH12	1.73	0.54
18:CR:75:ILE:HG22	18:CR:76:LEU:HD22	1.88	0.54
1:AA:1363(A):A:N3	1:AA:1363(A):A:H2'	2.23	0.54
1:AA:1365:G:O2'	1:AA:1366:C:H5'	2.08	0.54
37:BQ:54:MET:HG2	37:BQ:64:ILE:CD1	2.38	0.54
12:AL:72:HIS:HB3	12:AL:99:ARG:HH12	1.72	0.54
18:AR:87:ARG:HG2	18:AR:88:LYS:N	2.23	0.54
25:BA:94(A):G:N3	49:B2:47:ASN:ND2	2.56	0.54
55:B8:53:PRO:HA	55:B8:56:GLU:HB3	1.89	0.54
6:CF:40:VAL:HG22	6:CF:41:GLU:N	2.23	0.54
25:BA:816:C:H2'	25:BA:817:C:C6	2.42	0.54
25:DA:1936:A:H2	25:DA:1962:C:O2	1.91	0.54
1:AA:7:G:H21	5:AE:121:LYS:HG2	1.72	0.54
1:CA:862:C:C2'	1:CA:863:U:H5'	2.37	0.54
14:AN:13:THR:N	14:AN:14:PRO:CD	2.71	0.54
8:CH:39:LEU:HD13	8:CH:44:PHE:CB	2.36	0.54
25:BA:401:A:H2'	25:BA:402:A:C8	2.43	0.54
25:DA:2240:C:O2'	25:DA:2241:A:H5'	2.07	0.54
7:AG:5:ARG:O	7:AG:7:ALA:N	2.36	0.54
43:BW:37:ARG:HG3	43:BW:37:ARG:HH11	1.73	0.54
32:BH:149:ARG:HG3	32:BH:149:ARG:O	2.07	0.54
1:CA:967:C:H4'	9:CI:125:TYR:CE2	2.43	0.54
1:CA:1416:G:N2	1:CA:1485:U:H1'	2.23	0.54
7:AG:85:TYR:CD1	7:AG:154:TYR:HE1	2.26	0.54
49:B2:55:ARG:HH21	49:B2:55:ARG:HG3	1.73	0.54
25:BA:517:C:OP1	52:B5:16:ARG:NH2	2.41	0.54
8:CH:119:LEU:HD13	8:CH:123:GLU:HB3	1.90	0.54
25:BA:2549:G:H1	25:BA:2559:C:H42	1.56	0.54
25:DA:664:C:H4'	25:DA:941:A:OP1	2.08	0.54
29:DE:175:VAL:HG12	29:DE:182:LEU:HD13	1.88	0.54
29:DE:142:GLY:O	29:DE:143:ASN:ND2	2.41	0.54
25:BA:314:A:O2'	25:BA:315:G:H5'	2.08	0.54
33:DI:114:LEU:O	33:DI:115:ALA:HB3	2.08	0.54
18:AR:19:LYS:O	18:AR:20:ALA:HB2	2.07	0.54
1:CA:811:C:O2'	1:CA:901:A:N1	2.41	0.54
25:DA:1355:G:O2'	25:DA:1356:G:H5'	2.07	0.54
1:AA:697:U:C2'	1:AA:698:G:H5'	2.37	0.54
1:AA:1473:A:O2'	1:AA:1474:G:H5'	2.08	0.54
52:D5:31:VAL:HB	52:D5:32:PRO:HD2	1.90	0.54
36:BP:50:ARG:HB3	55:B8:59:LYS:HD2	1.90	0.54

Continued on next page...

Continued from previous page...

Atom-1	Atom-2	Interatomic distance (Å)	Clash overlap (Å)
29:BE:181:LEU:HD21	40:BT:7:ILE:HG22	1.88	0.54
1:AA:980:C:H3'	1:AA:981:U:C6	2.43	0.54
50:D3:29:ARG:NH1	50:D3:29:ARG:CB	2.63	0.54
25:DA:1000:A:C2	25:DA:1155:A:C4	2.96	0.54
34:DN:43:THR:HG22	34:DN:45:ASN:ND2	2.23	0.54
41:DU:101:ARG:C	41:DU:102:GLU:HG2	2.28	0.54
25:BA:773:U:H2'	25:BA:774:A:H5'	1.89	0.54
25:BA:610:G:H2'	25:BA:611:C:H6	1.72	0.54
31:DG:111:LEU:HB2	31:DG:112:PRO:HD3	1.90	0.54
30:BF:20:LEU:CB	30:BF:23:ASP:OD2	2.56	0.54
40:BT:30:VAL:HG22	40:BT:84:GLN:O	2.07	0.54
3:AC:57:ILE:HG12	3:AC:66:VAL:H	1.72	0.54
25:DA:1246:A:O2'	25:DA:1247:A:H5'	2.08	0.54
30:DF:3:GLU:CG	30:DF:19:GLU:HB2	2.37	0.54
25:DA:1048:A:N6	25:DA:1108:U:H5	2.06	0.54
25:DA:274:G:H1	25:DA:363:G:H22	1.56	0.54
40:DT:31:SER:HB2	40:DT:32:TYR:CE2	2.42	0.54
3:CC:15:THR:O	3:CC:16:ARG:C	2.46	0.54
25:BA:1162:G:H4'	42:BV:24:LYS:CB	2.38	0.54
2:CB:122:PHE:O	2:CB:127:ILE:HD11	2.08	0.54
25:DA:1590:U:C2'	25:DA:1591:G:C5'	2.79	0.54
1:CA:1202:G:O2'	1:CA:1203:C:H5'	2.08	0.54
2:CB:114:ARG:HA	2:CB:117:GLU:CD	2.28	0.54
39:DS:89:ARG:HB3	39:DS:92:TYR:CB	2.38	0.54
16:AP:28:ARG:HH11	16:AP:28:ARG:CG	2.17	0.54
6:CF:84:ASN:O	6:CF:86:ARG:HG3	2.08	0.54
23:CW:58:A:H4'	23:CW:59:A:OP1	2.07	0.54
25:BA:2124:G:N2	27:BC:219:MET:HE3	2.23	0.54
11:CK:87:THR:HG22	11:CK:87:THR:O	2.08	0.54
45:BY:42:VAL:CG1	45:BY:65:ALA:HB3	2.37	0.54
18:CR:57:GLY:O	18:CR:58:LEU:HD12	2.08	0.54
25:DA:1286:A:C2'	25:DA:1288:U:OP2	2.52	0.54
4:CD:13:ARG:O	4:CD:15:GLU:N	2.37	0.54
30:BF:133:ASN:O	30:BF:138:GLU:OE1	2.26	0.54
37:BQ:61:GLY:O	46:BZ:176:PRO:HB3	2.07	0.54
1:CA:1070:U:H5'	5:CE:18:ARG:HH22	1.73	0.54
25:DA:1281:G:C2'	25:DA:1282:U:H5'	2.38	0.54
28:BD:65:ILE:HD11	28:BD:67:PHE:CE1	2.43	0.54
30:DF:84:VAL:C	30:DF:86:GLY:H	2.10	0.54
27:DC:178:LYS:HB2	27:DC:181:PHE:CE1	2.43	0.54
1:CA:269:C:H2'	1:CA:270:A:C8	2.42	0.54

Continued on next page...

Continued from previous page...

Atom-1	Atom-2	Interatomic distance (Å)	Clash overlap (Å)
36:DP:50:ARG:HH21	36:DP:50:ARG:HG2	1.73	0.54
25:DA:1231:G:H2'	25:DA:1232:G:H8	1.73	0.54
28:BD:28:GLU:H	28:BD:29:PRO:CD	2.20	0.54
11:CK:115:PRO:C	11:CK:117:ASN:N	2.61	0.54
33:DI:98:ALA:O	33:DI:100:ALA:N	2.41	0.54
16:CP:25:ARG:HG3	16:CP:25:ARG:NH1	2.23	0.54
1:CA:598:U:H2'	1:CA:599:C:C6	2.42	0.54
10:CJ:32:ALA:C	10:CJ:33:GLN:HG3	2.28	0.54
34:DN:55:VAL:HG13	34:DN:126:PRO:HA	1.90	0.54
44:DX:40:LYS:HG2	44:DX:41:ASN:N	2.23	0.54
4:CD:79:PHE:O	4:CD:82:ALA:HB3	2.08	0.54
16:CP:60:LEU:HD23	16:CP:64:ALA:HB3	1.90	0.54
48:B1:66:HIS:C	48:B1:68:PRO:HD2	2.28	0.54
25:DA:1322:A:OP1	43:DW:11:ARG:HG3	2.08	0.54
40:DT:130:ALA:O	40:DT:132:LYS:N	2.41	0.54
53:D6:33:LYS:O	53:D6:34:LEU:O	2.26	0.54
25:DA:1346:G:H2'	25:DA:1347:G:H8	1.72	0.54
25:BA:1310:G:H1'	25:BA:1611:C:H5'	1.90	0.54
34:BN:115:ARG:HG2	34:BN:115:ARG:HH11	1.71	0.54
43:DW:9:TYR:CD2	43:DW:9:TYR:N	2.76	0.54
33:BI:74:ASN:HD22	33:BI:74:ASN:H	1.56	0.54
25:DA:2766:G:N3	25:DA:2766:G:H2'	2.23	0.54
10:AJ:22:LYS:NZ	10:AJ:23:ILE:HA	2.23	0.54
50:D3:7:LYS:HA	50:D3:33:GLN:O	2.08	0.53
34:DN:97:ARG:O	34:DN:100:GLU:N	2.42	0.53
42:DV:34:GLU:O	42:DV:36:PRO:CD	2.55	0.53
46:DZ:78:ARG:HH11	46:DZ:78:ARG:HG3	1.73	0.53
25:DA:2183:C:C6	25:DA:2183:C:OP2	2.61	0.53
1:CA:1286:A:H2'	1:CA:1287:A:H4'	1.90	0.53
9:CI:53:VAL:O	9:CI:54:ASP:CB	2.56	0.53
13:CM:88:ARG:HA	13:CM:98:VAL:CG1	2.38	0.53
25:BA:1177:A:H4'	25:BA:1178:C:C5'	2.22	0.53
45:DY:28:LYS:HA	45:DY:39:VAL:N	2.06	0.53
25:BA:2101:G:C3'	25:BA:2102:U:H5''	2.39	0.53
30:DF:18:ARG:HG3	30:DF:19:GLU:H	1.72	0.53
30:DF:28:ILE:HG22	30:DF:112:MET:HG3	1.89	0.53
1:AA:1430:C:H2'	1:AA:1431:C:C6	2.43	0.53
3:AC:3:ASN:HD21	3:AC:4:LYS:NZ	2.05	0.53
30:DF:102:PRO:HB2	30:DF:105:VAL:HG23	1.90	0.53
32:DH:89:ILE:CG1	32:DH:129:THR:HA	2.37	0.53
31:BG:137:GLU:CG	31:BG:139:LEU:HD21	2.37	0.53

Continued on next page...

Continued from previous page...

Atom-1	Atom-2	Interatomic distance (Å)	Clash overlap (Å)
53:B6:36:LEU:HD13	53:B6:50:ARG:NH1	2.23	0.53
36:BP:96:THR:O	36:BP:98:GLU:N	2.41	0.53
28:BD:21:PHE:HB3	28:BD:24:ILE:CG2	2.38	0.53
25:DA:2533:A:H2'	25:DA:2534:A:C5'	2.38	0.53
25:BA:651:G:N3	25:BA:651:G:H2'	2.23	0.53
3:CC:124:ILE:HG21	3:CC:189:ALA:CB	2.28	0.53
1:AA:1525:G:O2'	1:AA:1526:G:H5'	2.07	0.53
4:AD:61:LYS:O	4:AD:65:ARG:HB2	2.08	0.53
3:CC:64:VAL:O	3:CC:66:VAL:HG23	2.08	0.53
10:CJ:63:PHE:CB	14:CN:59:ALA:H	2.21	0.53
40:DT:27:THR:CG2	40:DT:28:VAL:H	2.04	0.53
9:AI:114:TYR:N	9:AI:114:TYR:HD2	2.07	0.53
40:DT:3:ARG:HH11	40:DT:3:ARG:HG3	1.72	0.53
33:BI:15:VAL:O	33:BI:17:GLN:N	2.42	0.53
17:CQ:77:VAL:O	17:CQ:78:GLU:HG2	2.08	0.53
1:CA:1033:G:C2'	1:CA:1034:G:H5''	2.38	0.53
39:DS:20:ARG:HH11	39:DS:20:ARG:HG2	1.70	0.53
1:AA:473:G:H4'	16:AP:81:ARG:NH2	2.23	0.53
10:CJ:34:VAL:HA	10:CJ:73:ASP:O	2.07	0.53
2:AB:61:LEU:CD1	2:AB:66:GLY:HA3	2.38	0.53
1:CA:78:G:H21	1:CA:79:G:H1	1.54	0.53
5:CE:82:VAL:HG21	5:CE:138:ALA:HA	1.89	0.53
5:CE:81:GLU:HA	5:CE:89:ILE:O	2.08	0.53
27:DC:173:HIS:CD2	27:DC:173:HIS:N	2.74	0.53
35:DO:14:THR:HG21	35:DO:86:ILE:HD13	1.90	0.53
25:BA:2701:C:H3'	25:BA:2702:U:H5'	1.87	0.53
20:CT:43:LEU:HB3	20:CT:48:LYS:CB	2.36	0.53
1:AA:1105:A:H2'	1:AA:1106:G:H8	1.73	0.53
19:AS:62:ILE:CD1	19:AS:66:MET:HG3	2.34	0.53
43:DW:5:ALA:HB1	43:DW:50:VAL:CG2	2.35	0.53
8:CH:20:TYR:HD1	8:CH:65:TYR:CE2	2.26	0.53
29:BE:119:ARG:HG2	29:BE:160:TYR:CG	2.44	0.53
56:B9:7:VAL:CG2	56:B9:36:GLN:HB2	2.36	0.53
25:BA:481:G:O2'	25:BA:482:A:OP2	2.26	0.53
1:CA:296:U:H2'	1:CA:297:G:H8	1.72	0.53
1:AA:879:C:O2'	1:AA:880:C:H5'	2.07	0.53
25:BA:2533:A:H3'	25:BA:2534:A:H5''	1.89	0.53
4:AD:156:GLU:HB3	4:AD:160:GLN:HE21	1.72	0.53
27:DC:47:LYS:HE2	27:DC:212:SER:HB2	1.90	0.53
25:DA:2287:A:C4	25:DA:2289:G:C8	2.96	0.53
5:CE:31:LEU:CD2	5:CE:45:PHE:HB2	2.37	0.53

Continued on next page...

Continued from previous page...

Atom-1	Atom-2	Interatomic distance (Å)	Clash overlap (Å)
4:AD:199:ASN:CG	4:AD:202:LEU:HD23	2.28	0.53
46:BZ:3:ARG:HG3	46:BZ:57:VAL:HB	1.89	0.53
54:D7:5:TRP:CE3	54:D7:5:TRP:HA	2.42	0.53
25:BA:1367:A:N7	25:BA:1368:G:H1'	2.23	0.53
25:BA:2035:G:H4'	25:BA:2036:C:OP2	2.08	0.53
1:CA:547:A:H4'	1:CA:548:G:O5'	2.07	0.53
1:AA:576:G:N2	1:AA:760:G:OP2	2.40	0.53
31:DG:77:ILE:HG22	31:DG:79:ASN:H	1.73	0.53
3:AC:205:GLY:O	3:AC:206:GLU:HG3	2.09	0.53
25:DA:43:A:O2'	25:DA:44:G:H5'	2.08	0.53
27:DC:42:VAL:N	27:DC:177:GLY:O	2.40	0.53
2:CB:23:ARG:O	2:CB:23:ARG:CG	2.55	0.53
25:DA:952:G:OP1	37:DQ:16:ARG:NH2	2.41	0.53
46:DZ:78:ARG:HG3	46:DZ:78:ARG:NH1	2.23	0.53
1:CA:1270:C:O2'	1:CA:1314:C:H5'	2.08	0.53
30:DF:117:ARG:NH2	30:DF:187:VAL:HA	2.23	0.53
27:BC:133:GLY:HA2	27:BC:138:LEU:CD1	2.38	0.53
29:DE:8:LYS:O	29:DE:193:GLY:N	2.40	0.53
36:BP:140:ALA:O	36:BP:141:ALA:HB3	2.09	0.53
2:AB:116:GLU:OE2	2:AB:153:ARG:NH2	2.41	0.53
25:DA:271(T):C:C6	25:DA:271(T):C:H5'	2.38	0.53
4:AD:29:PRO:HA	4:AD:34:GLU:HG2	1.90	0.53
5:AE:41:VAL:HG12	5:AE:42:GLY:H	1.71	0.53
22:CV:71:GLN:HA	22:CV:109:THR:OG1	2.07	0.53
47:D0:49:LYS:HE3	47:D0:80:HIS:CD2	2.43	0.53
30:BF:151:SER:O	30:BF:152:GLU:HG3	2.08	0.53
1:CA:1034:G:H3'	1:CA:1034:G:H8	1.72	0.53
26:DB:38:C:O2	26:DB:48:A:H1'	2.08	0.53
1:AA:1056:U:C5'	3:AC:163:ALA:HB2	2.31	0.53
1:AA:386:C:C2'	1:AA:387:U:H5'	2.38	0.53
10:CJ:7:LYS:NZ	10:CJ:40:LEU:CD2	2.71	0.53
1:AA:398:C:H2'	1:AA:399:G:C8	2.44	0.53
25:DA:764:A:OP1	28:DD:208:LYS:HE2	2.08	0.53
1:AA:731:G:OP1	1:AA:766:A:H1'	2.08	0.53
12:CL:67:ILE:HD13	12:CL:74:LEU:HD12	1.90	0.53
31:BG:85:GLY:C	31:BG:87:PRO:HD2	2.28	0.53
46:BZ:140:VAL:HA	46:BZ:143:LEU:HD23	1.90	0.53
25:DA:1225:G:H2'	25:DA:1226:A:C8	2.43	0.53
22:AV:159:VAL:HG23	22:AV:178:GLY:O	2.08	0.53
25:DA:2635:C:O2'	29:DE:80:GLU:HG3	2.08	0.53
31:BG:5:VAL:O	31:BG:9:ARG:HG3	2.07	0.53

Continued on next page...

Continued from previous page...

Atom-1	Atom-2	Interatomic distance (Å)	Clash overlap (Å)
8:CH:97:VAL:C	8:CH:99:GLU:H	2.12	0.53
31:BG:107:LEU:HD22	31:BG:178:PHE:HA	1.90	0.53
39:BS:104:GLY:O	39:BS:106:ARG:N	2.37	0.53
1:AA:155:C:H2'	1:AA:156:G:H8	1.73	0.53
8:CH:21:LYS:HG2	8:CH:23:SER:O	2.08	0.53
25:BA:2183:C:H2'	25:BA:2184:G:H8	1.74	0.53
25:DA:2320:A:N3	25:DA:2320:A:H2'	2.23	0.53
14:AN:12:ARG:C	14:AN:14:PRO:CD	2.77	0.53
1:AA:419:C:H5'	1:AA:513:C:H4'	1.90	0.53
25:DA:1678:G:H22	25:DA:1989:G:H22	1.54	0.53
25:BA:2562:U:C2'	25:BA:2563:U:H5'	2.39	0.53
27:BC:60:ARG:CD	27:BC:165:ARG:HD2	2.37	0.53
1:AA:639:G:H2'	1:AA:640:A:H8	1.72	0.53
34:DN:126:PRO:O	34:DN:127:ASP:HB2	2.08	0.53
27:DC:47:LYS:O	27:DC:211:ARG:HB2	2.07	0.53
56:B9:17:ILE:HD13	56:B9:18:ARG:H	1.73	0.53
1:CA:443:C:H2'	1:CA:444:C:C6	2.43	0.53
25:BA:1844:C:O2'	25:BA:1845:G:H5'	2.07	0.53
25:BA:1264:G:C6	25:BA:1265:A:N6	2.76	0.53
25:BA:747:U:O2	25:BA:2014:A:H1'	2.08	0.53
5:CE:43:LEU:H	5:CE:136:MET:CE	2.21	0.53
43:DW:68:ARG:O	43:DW:110:LYS:HD3	2.09	0.53
1:AA:115:G:O2'	1:AA:116:A:OP2	2.24	0.53
1:AA:125:U:H2'	1:AA:126:G:H8	1.72	0.53
25:DA:1444:G:H2'	25:DA:1445(A):C:C5	2.43	0.53
25:DA:1920:C:O2'	25:DA:1921:G:H5'	2.07	0.53
1:CA:161:A:O2'	1:CA:162:A:H5'	2.08	0.53
25:DA:209:C:H2'	25:DA:210:C:C6	2.43	0.53
28:BD:18:VAL:CG1	28:BD:19:ALA:N	2.70	0.53
43:BW:21:VAL:C	43:BW:23:LEU:H	2.11	0.53
33:DI:74:ASN:O	33:DI:75:LEU:O	2.27	0.53
1:AA:360:A:O2'	1:AA:361:G:H5'	2.09	0.53
56:D9:32:HIS:O	56:D9:34:GLN:HG3	2.08	0.53
1:CA:337:C:N4	1:CA:338:A:H62	2.06	0.53
9:AI:10:ARG:HD3	9:AI:75:ASP:HB3	1.88	0.53
46:DZ:29:ASN:C	46:DZ:31:HIS:H	2.07	0.53
46:DZ:47:PHE:CD2	46:DZ:51:SER:HA	2.44	0.53
25:DA:1164:G:H2'	25:DA:1165:U:C6	2.43	0.53
34:DN:42:TRP:HA	34:DN:42:TRP:CE3	2.44	0.53
41:DU:90:VAL:CG1	41:DU:91:ASP:H	2.08	0.53
37:DQ:35:VAL:HG22	37:DQ:36:ALA:N	2.23	0.53

Continued on next page...

Continued from previous page...

Atom-1	Atom-2	Interatomic distance (Å)	Clash overlap (Å)
25:DA:2105:C:O2'	25:DA:2106:G:H5''	2.08	0.53
1:AA:195:A:H2'	1:AA:196:A:C8	2.43	0.53
45:DY:50:ARG:CZ	45:DY:54:LYS:CB	2.72	0.53
25:BA:1176:G:O2'	25:BA:1177:A:H5'	2.08	0.53
1:AA:342:C:H2'	1:AA:343:U:C6	2.44	0.53
20:AT:86:ARG:HH11	20:AT:86:ARG:HG3	1.73	0.53
9:AI:16:ARG:O	9:AI:63:ILE:HG23	2.09	0.53
40:BT:100:TYR:CD2	40:BT:103:ARG:NH2	2.70	0.53
25:BA:1639:U:H4'	25:BA:2699:C:C4'	2.34	0.53
53:B6:11:LEU:CD1	53:B6:12:GLU:N	2.69	0.53
53:B6:36:LEU:HD12	53:B6:48:VAL:CG1	2.37	0.53
1:AA:1030(D):A:H3'	1:AA:1031:G:C8	2.42	0.53
46:BZ:94:PRO:HA	46:BZ:127:VAL:O	2.08	0.53
13:CM:22:ILE:CG2	13:CM:25:ILE:HD13	2.38	0.53
1:AA:1327:C:O2'	1:AA:1328:C:H5'	2.08	0.53
13:AM:101:GLN:N	13:AM:101:GLN:NE2	2.54	0.53
35:BO:2:ILE:HG22	35:BO:3:GLN:N	2.22	0.53
3:CC:182:ILE:HG23	3:CC:202:ILE:C	2.28	0.53
46:DZ:151:ALA:C	46:DZ:153:ASP:H	2.12	0.53
8:AH:11:THR:HA	8:AH:14:ARG:NH1	2.23	0.53
47:D0:73:GLY:C	47:D0:75:LEU:H	2.10	0.53
1:AA:1363(A):A:H1'	1:AA:1365:G:C5	2.42	0.53
14:AN:23:ARG:HD2	14:AN:28:GLY:O	2.08	0.53
19:CS:35:SER:O	19:CS:71:LEU:HD12	2.07	0.53
27:DC:80:LYS:HE3	31:DG:50:ALA:N	2.22	0.53
1:AA:374:A:C2	1:AA:391:G:O4'	2.61	0.53
34:DN:57:ALA:O	34:DN:58:ASP:C	2.46	0.53
27:DC:118:PRO:HD3	27:DC:147:GLY:O	2.07	0.53
5:CE:110:LEU:O	5:CE:115:VAL:HB	2.08	0.53
51:B4:44:CYS:CB	51:B4:64:LYS:HG3	2.32	0.53
3:CC:134:ILE:CG2	3:CC:168:ALA:HB3	2.38	0.53
25:DA:914:C:H6	25:DA:914:C:H3'	1.73	0.53
33:DI:12:LEU:N	33:DI:12:LEU:HD23	2.22	0.53
8:AH:4:ASP:CG	8:AH:85:ARG:HH12	2.12	0.53
25:BA:2320:A:H2'	25:BA:2320:A:N3	2.23	0.53
16:AP:20:VAL:HG22	16:AP:21:VAL:N	2.23	0.53
7:AG:108:ALA:C	7:AG:110:GLN:H	2.10	0.53
22:AV:124:PRO:HD2	22:AV:176:ARG:HH12	1.72	0.53
51:B4:38:ALA:HA	51:B4:55:PRO:HB3	1.89	0.53
31:BG:5:VAL:CG2	31:BG:8:LYS:H	2.21	0.53
2:CB:87:ARG:HG3	2:CB:233:SER:CB	2.38	0.53

Continued on next page...

Continued from previous page...

Atom-1	Atom-2	Interatomic distance (Å)	Clash overlap (Å)
25:BA:2158:A:H3'	25:BA:2159:G:C5'	2.38	0.53
31:BG:120:LEU:H	31:BG:180:PHE:HA	1.73	0.53
4:AD:76:ARG:HH11	4:AD:76:ARG:HG2	1.73	0.53
4:CD:134:ASP:OD2	4:CD:135:LEU:HD13	2.08	0.53
5:CE:150:ARG:CB	5:CE:150:ARG:CZ	2.86	0.53
25:DA:436:C:H2'	25:DA:437:G:C8	2.43	0.53
43:BW:110:LYS:HG3	43:BW:111:HIS:CE1	2.44	0.53
23:AW:38:A:H2'	23:AW:39:C:O4'	2.09	0.53
23:AW:61:C:H2'	23:AW:62:C:C6	2.42	0.53
17:AQ:52:LYS:HD2	17:AQ:55:ASP:OD2	2.08	0.53
25:BA:1857:G:C6	25:BA:1858:G:N1	2.77	0.53
33:BI:79:ILE:O	33:BI:143:SER:HB3	2.08	0.53
25:BA:2602:A:OP2	25:BA:2603:G:H5''	2.08	0.53
1:CA:343:U:O3'	1:CA:344:A:H8	1.91	0.53
21:AU:2:GLY:C	21:AU:4:GLY:H	2.12	0.53
1:AA:189(F):U:O4	17:AQ:63:ARG:N	2.38	0.53
4:AD:169:LYS:HE2	4:AD:170:VAL:N	2.24	0.53
39:BS:50:SER:O	39:BS:51:ALA:CB	2.56	0.53
1:CA:1001(A):G:H2'	1:CA:1002:G:O4'	2.08	0.53
25:DA:2855:C:O2'	25:DA:2856:C:H5'	2.08	0.53
27:BC:50:ILE:HD12	27:BC:51:ASP:N	2.24	0.53
30:DF:93:LYS:HD2	30:DF:94:PRO:HD2	1.89	0.53
25:BA:1763:G:H4'	25:BA:1763:G:OP1	2.07	0.53
25:DA:895:U:H5''	25:DA:896:A:OP1	2.08	0.53
9:AI:95:LYS:O	9:AI:99:LEU:HB3	2.08	0.53
46:DZ:127:VAL:HG13	46:DZ:128:SER:N	2.23	0.53
9:CI:63:ILE:CD1	9:CI:81:ILE:HD11	2.39	0.53
25:BA:1171:G:H3'	25:BA:1173:G:H4'	1.90	0.53
3:AC:47:LEU:HD12	3:AC:47:LEU:O	2.09	0.53
3:AC:73:PRO:O	3:AC:76:VAL:N	2.39	0.53
30:DF:199:TRP:O	30:DF:202:PHE:HB3	2.08	0.53
25:DA:1039:G:H1	25:DA:1116:C:H42	1.56	0.53
45:BY:100:ALA:O	45:BY:101:LYS:CB	2.57	0.53
53:B6:12:GLU:CB	53:B6:23:THR:HG22	2.27	0.53
36:BP:125:VAL:HG23	36:BP:130:PHE:HZ	1.72	0.53
40:BT:20:PRO:CD	40:BT:85:LYS:O	2.57	0.53
4:AD:172:PRO:O	4:AD:186:LEU:HD12	2.08	0.53
43:DW:72:LYS:HB3	43:DW:106:ILE:O	2.08	0.53
35:BO:97:ARG:HG3	35:BO:97:ARG:NH1	2.24	0.53
1:AA:1157:A:H1'	1:AA:1181:G:H21	1.72	0.53
25:BA:312:G:H5'	25:BA:331:A:O2'	2.07	0.53

Continued on next page...

Continued from previous page...

Atom-1	Atom-2	Interatomic distance (Å)	Clash overlap (Å)
53:D6:51:GLU:O	53:D6:52:VAL:CB	2.57	0.53
1:CA:1059:C:H2'	1:CA:1060:C:C6	2.44	0.53
1:CA:973:G:N3	10:CJ:55:LYS:NZ	2.54	0.53
3:CC:34:LEU:HG	3:CC:38:ARG:NH2	2.24	0.53
34:DN:13:TRP:HA	34:DN:51:PHE:O	2.08	0.53
1:CA:1000:U:H6	1:CA:1000:U:O5'	1.91	0.53
42:BV:1:MET:H3	42:BV:16:PRO:HD3	1.74	0.53
40:DT:24:PRO:HA	40:DT:49:VAL:O	2.07	0.53
36:DP:107:LYS:C	36:DP:109:GLY:H	2.10	0.53
52:B5:54:GLY:N	52:B5:56:LYS:HZ1	2.04	0.53
36:BP:34:GLY:O	36:BP:35:HIS:O	2.26	0.53
33:BI:130:TYR:HB3	33:BI:136:VAL:HG13	1.90	0.53
33:BI:69:LYS:O	33:BI:73:GLU:HG2	2.09	0.53
1:CA:80:G:N1	1:CA:90:U:H4'	2.15	0.53
3:CC:143:GLU:C	3:CC:145:GLY:H	2.12	0.53
43:DW:64:MET:O	43:DW:109:GLU:OE1	2.26	0.53
43:DW:37:ARG:HG3	43:DW:37:ARG:HH11	1.74	0.53
30:BF:113:ALA:O	30:BF:114:VAL:C	2.47	0.53
30:DF:53:THR:HG22	30:DF:56:GLU:CD	2.29	0.53
36:DP:80:TYR:CD1	36:DP:111:ARG:HB3	2.44	0.53
1:CA:923:A:OP1	5:CE:21:ALA:HB2	2.08	0.53
25:DA:1495:A:N3	25:DA:1495:A:H2'	2.24	0.53
25:DA:1495:A:H3'	25:DA:1496:A:N3	2.24	0.53
49:B2:47:ASN:O	49:B2:49:LYS:N	2.41	0.53
4:CD:64:LEU:HD11	4:CD:97:LEU:CD1	2.39	0.53
26:BB:56:G:H4'	26:BB:57:A:O5'	2.07	0.53
27:DC:92:ALA:O	27:DC:94:TYR:N	2.42	0.53
4:AD:101:LEU:CD2	4:AD:133:VAL:HB	2.38	0.53
49:B2:32:LEU:HD22	49:B2:36:ARG:HH11	1.72	0.53
25:BA:704:G:H1'	25:BA:726:G:N2	2.23	0.53
25:BA:1508:A:H4'	25:BA:1509(A):A:C5	2.44	0.53
8:CH:91:ARG:HG2	8:CH:91:ARG:NH1	2.22	0.53
25:BA:1497:U:H5'	25:BA:1498:C:H5	1.74	0.53
25:BA:952:G:OP1	37:BQ:16:ARG:NH2	2.42	0.53
7:AG:49:ILE:HA	7:AG:52:GLU:HB2	1.89	0.53
29:BE:165:VAL:HG12	29:BE:166:THR:N	2.22	0.53
47:B0:69:GLN:CD	47:B0:71:ARG:HD3	2.29	0.53
27:BC:194:ILE:O	27:BC:198:GLU:HG3	2.07	0.53
25:DA:234:C:H2'	25:DA:235:U:C6	2.44	0.53
25:DA:236:C:O2'	25:DA:237:C:H5'	2.08	0.53
25:BA:1042:G:H5"	25:BA:1043:C:C6	2.43	0.53

Continued on next page...

Continued from previous page...

Atom-1	Atom-2	Interatomic distance (Å)	Clash overlap (Å)
53:D6:30:THR:CB	53:D6:31:PRO:HD3	2.39	0.53
1:AA:745:C:O2'	1:AA:746:A:H5'	2.08	0.53
28:BD:166:GLN:CA	28:BD:166:GLN:HE21	2.22	0.53
2:CB:100:GLY:CA	2:CB:104:ASN:HB3	2.39	0.53
16:CP:63:GLY:O	16:CP:64:ALA:HB2	2.08	0.53
25:DA:1657:C:H2'	25:DA:1658:C:H6	1.73	0.53
25:BA:2006:C:H6	25:BA:2006:C:O5'	1.91	0.53
1:AA:1095:U:H5''	1:AA:1109:C:O2	2.08	0.53
25:BA:2677:G:H2'	25:BA:2678:C:H6	1.72	0.53
25:DA:1746:G:C2	25:DA:1747:G:C8	2.97	0.53
1:CA:671:G:O2'	1:CA:672:U:H5'	2.09	0.53
22:CV:29:LYS:HG3	22:CV:29:LYS:O	2.07	0.53
1:AA:617:G:C6	1:AA:618:C:C5	2.97	0.53
41:BU:10:ARG:O	41:BU:11:ARG:C	2.46	0.53
55:B8:6:THR:HA	55:B8:61:LEU:CD1	2.34	0.53
1:AA:1369:C:H2'	1:AA:1370:G:O4'	2.09	0.53
9:AI:17:VAL:CG2	9:AI:80:GLY:HA3	2.38	0.53
26:DB:73:A:O2'	26:DB:74:U:H5'	2.09	0.53
25:DA:1019:U:H3	25:DA:1142(A):A:N6	2.06	0.53
25:DA:976:C:N4	25:DA:987:G:H1	2.06	0.53
42:DV:39:LEU:HB2	42:DV:40:LEU:HD23	1.91	0.53
25:DA:947:G:H2'	25:DA:948:G:C8	2.43	0.53
37:DQ:42:ILE:N	37:DQ:42:ILE:CD1	2.71	0.53
20:AT:49:ALA:HB1	20:AT:100:ILE:HD13	1.89	0.53
9:CI:83:ARG:C	9:CI:86:VAL:HG12	2.29	0.53
45:DY:28:LYS:CB	45:DY:39:VAL:H	2.21	0.53
45:DY:14:LEU:N	45:DY:73:ARG:O	2.35	0.53
29:DE:55:ASN:ND2	29:DE:58:ARG:NH1	2.47	0.53
1:AA:1071:C:H2'	1:AA:1072:G:C8	2.43	0.53
28:BD:264:LYS:HD3	28:BD:266:SER:OG	2.09	0.53
36:BP:91:PHE:CD2	36:BP:95:VAL:HG12	2.44	0.53
28:BD:25:THR:C	28:BD:26:LYS:HD3	2.29	0.53
25:BA:1593:G:C3'	25:BA:1594:G:H5''	2.38	0.53
40:BT:27:THR:O	40:BT:28:VAL:CB	2.53	0.53
1:AA:797:C:O2'	1:AA:798:G:H5'	2.08	0.53
4:AD:36:ARG:HG2	4:AD:36:ARG:NH1	2.23	0.53
35:DO:69:ILE:HD12	35:DO:77:ILE:HG23	1.88	0.53
3:CC:60:ALA:O	3:CC:61:ALA:HB3	2.08	0.53
46:DZ:149:LEU:N	46:DZ:149:LEU:CD1	2.72	0.53
46:DZ:153:ASP:C	46:DZ:154:LEU:HD23	2.29	0.53
14:CN:4:LYS:HA	14:CN:7:ILE:CD1	2.39	0.53

Continued on next page...

Continued from previous page...

Atom-1	Atom-2	Interatomic distance (Å)	Clash overlap (Å)
27:DC:45:HIS:O	27:DC:46:ALA:HB2	2.08	0.53
25:DA:192:C:O2'	25:DA:802:A:N3	2.39	0.53
42:DV:72:VAL:CG2	42:DV:85:LYS:HB3	2.38	0.53
1:AA:446:G:O2'	1:AA:447:G:H5'	2.08	0.53
19:AS:63:THR:HG23	19:AS:65:ASN:H	1.73	0.53
40:BT:15:VAL:HA	40:BT:79:HIS:CD2	2.43	0.53
4:CD:110:PHE:CD1	4:CD:110:PHE:N	2.76	0.53
1:AA:1255:G:H5'	1:AA:1256:A:OP1	2.09	0.53
28:DD:270:ILE:C	28:DD:271:ILE:HG12	2.29	0.53
8:CH:17:THR:HG22	8:CH:63:LEU:HD12	1.91	0.53
17:AQ:5:VAL:HG13	17:AQ:59:ILE:O	2.09	0.53
29:BE:55:ASN:C	29:BE:57:LYS:N	2.59	0.53
11:CK:41:THR:HG23	11:CK:42:TRP:N	2.24	0.53
25:BA:2364:C:C2'	25:BA:2365:G:H5'	2.39	0.53
48:B1:75:GLU:HA	48:B1:78:LYS:HE2	1.91	0.53
25:DA:2517:C:H2'	25:DA:2542:A:C2	2.43	0.53
25:BA:1755:A:H2'	25:BA:1756:G:C5'	2.39	0.53
4:AD:205:GLU:OE1	5:AE:100:VAL:HB	2.08	0.53
25:BA:1655:A:H3'	25:BA:1656:C:C6	2.44	0.53
23:AW:64:G:C6	23:AW:65:C:C4	2.96	0.53
25:BA:1771:C:H1'	25:BA:1786:A:C8	2.44	0.53
2:AB:82:ARG:HD2	2:AB:83:MET:HE1	1.90	0.53
25:BA:993:G:OP1	41:BU:50:ARG:NH2	2.41	0.53
1:CA:149:A:H2'	1:CA:150:C:H6	1.73	0.53
27:DC:82:GLU:O	27:DC:85:LYS:HB2	2.08	0.53
16:CP:55:ARG:NE	16:CP:55:ARG:HA	2.23	0.53
25:BA:315:G:H2'	25:BA:316:C:H6	1.74	0.53
1:AA:189(B):C:H42	1:AA:189(I):G:H1	1.57	0.53
1:CA:241:C:O2'	1:CA:242:C:H5'	2.08	0.53
25:DA:2732:G:O2'	25:DA:2733:A:H5'	2.08	0.53
25:BA:2327:A:H2'	25:BA:2328:A:C8	2.43	0.53
1:CA:745:C:H2'	1:CA:746:A:H8	1.73	0.53
34:BN:30:ILE:HD13	34:BN:54:VAL:HG21	1.90	0.53
3:AC:79:ARG:HG3	3:AC:82:GLU:OE2	2.09	0.53
1:CA:784:C:H4'	25:DA:1837:C:OP1	2.08	0.53
38:BR:99:LYS:O	52:B5:44:THR:HA	2.08	0.53
26:DB:117:G:H5'	39:DS:55:ALA:HB1	1.90	0.53
1:AA:1116:C:C2'	1:AA:1117:G:C5'	2.78	0.53
25:DA:1022:G:O2'	25:DA:1023:U:P	2.66	0.53
34:DN:2:LYS:HZ3	41:DU:95:LEU:HG	1.73	0.53
19:CS:48:THR:HA	19:CS:61:TYR:O	2.08	0.53

Continued on next page...

Continued from previous page...

Atom-1	Atom-2	Interatomic distance (Å)	Clash overlap (Å)
1:CA:1232:U:H2'	1:CA:1233:G:O4'	2.08	0.53
7:CG:32:ARG:O	7:CG:33:ASP:CB	2.57	0.53
7:CG:73:MET:HA	7:CG:91:VAL:CG2	2.39	0.53
1:CA:1142:G:H2'	1:CA:1143:G:C8	2.39	0.53
25:DA:884:C:H2'	25:DA:884:C:O2	2.07	0.53
1:AA:1222:G:C3'	1:AA:1223:C:H5'	2.39	0.53
30:BF:178:PRO:CB	30:BF:201:VAL:HG11	2.26	0.53
40:BT:33:LYS:HE2	40:BT:43:GLN:NE2	2.23	0.53
25:BA:1348:G:H2'	25:BA:1349:A:C5'	2.35	0.53
1:AA:1070:U:H2'	1:AA:1071:C:C6	2.43	0.53
1:AA:1399:C:C2	1:AA:1502:A:N6	2.77	0.53
25:BA:2170:A:H5''	27:BC:135:ARG:HH22	1.74	0.53
29:DE:24:THR:HG21	29:DE:188:VAL:HG12	1.91	0.53
25:BA:480:A:C1'	45:BY:44:ILE:HG21	2.39	0.53
16:CP:72:ARG:HH21	16:CP:73:LEU:CD2	2.09	0.53
40:BT:85:LYS:HZ2	40:BT:85:LYS:C	2.12	0.53
25:BA:2123:G:O4'	27:BC:173:HIS:CD2	2.62	0.53
13:CM:69:GLU:OE1	13:CM:72:ALA:HB3	2.08	0.53
1:CA:1305:G:C5'	21:CU:4:GLY:HA3	2.37	0.53
5:AE:41:VAL:O	5:AE:67:VAL:N	2.41	0.53
25:DA:2749:A:O3'	32:DH:62:LYS:HD3	2.09	0.53
40:DT:32:TYR:CD1	40:DT:81:PRO:HB2	2.43	0.53
5:AE:145:LYS:O	5:AE:149:GLU:HG2	2.09	0.53
8:AH:20:TYR:HA	8:AH:65:TYR:HE2	1.73	0.53
25:DA:271(J):C:H2'	25:DA:271(J):C:O2	2.08	0.53
33:DI:47:LEU:O	33:DI:51:ILE:N	2.27	0.53
31:BG:47:LYS:NZ	31:BG:82:LEU:HD12	2.23	0.53
46:BZ:79:ARG:C	46:BZ:81:ARG:H	2.11	0.53
1:CA:955:U:O2'	1:CA:956:U:H5'	2.08	0.53
36:DP:106:LEU:HD13	36:DP:112:LEU:HD23	1.90	0.53
10:CJ:34:VAL:HG13	10:CJ:73:ASP:O	2.08	0.53
29:BE:116:VAL:HG21	29:BE:122:PHE:CD2	2.43	0.53
22:AV:134:ASP:CB	22:AV:152:THR:HB	2.39	0.53
2:AB:8:LYS:O	2:AB:12:GLU:N	2.42	0.53
46:BZ:149:LEU:CD1	46:BZ:149:LEU:N	2.71	0.53
55:D8:32:LEU:CG	55:D8:36:LYS:HE2	2.35	0.53
39:BS:19:LYS:C	39:BS:20:ARG:HH11	2.11	0.53
7:AG:111:ARG:HB2	7:AG:113:GLU:HG2	1.91	0.53
31:BG:15:VAL:HG21	31:BG:176:LEU:HD23	1.89	0.53
1:CA:1277:C:C2'	1:CA:1278:U:H5'	2.37	0.53
1:CA:1106:G:C4	1:CA:1107:C:C5	2.96	0.53

Continued on next page...

Continued from previous page...

Atom-1	Atom-2	Interatomic distance (Å)	Clash overlap (Å)
22:CV:131:LYS:HG3	22:CV:168:GLY:O	2.08	0.53
10:AJ:29:ARG:NH2	10:AJ:30:SER:CB	2.72	0.53
1:AA:806:C:O2'	1:AA:807:A:H5'	2.09	0.53
12:CL:29:PHE:CE1	12:CL:83:ARG:HG3	2.44	0.53
25:DA:2738:A:C2	25:DA:2767:C:O2	2.61	0.53
4:CD:8:VAL:C	4:CD:10:ARG:N	2.61	0.53
44:DX:48:LYS:O	44:DX:49:VAL:HG13	2.09	0.53
25:DA:516:C:OP1	52:D5:13:LYS:NZ	2.41	0.53
35:DO:7:TYR:O	35:DO:8:LEU:HD23	2.09	0.53
25:DA:1513:C:H2'	25:DA:1514:U:C6	2.43	0.53
25:DA:2262:U:H5	47:D0:16:SER:HG	1.56	0.53
22:AV:12:LYS:HB3	22:AV:63:ILE:HD11	1.90	0.53
37:BQ:107:ALA:C	37:BQ:109:VAL:H	2.10	0.53
25:BA:843:G:C2'	25:BA:844:C:H5'	2.39	0.53
25:BA:1243:G:H2'	25:BA:1244:G:O4'	2.08	0.53
35:DO:119:PRO:HB2	40:DT:68:TYR:CE2	2.44	0.53
25:DA:1141:U:OP1	34:DN:25:ARG:NH1	2.42	0.53
44:DX:28:PHE:O	44:DX:30:VAL:HG13	2.09	0.53
1:CA:1372:U:OP2	9:CI:11:LYS:HE3	2.09	0.53
9:CI:50:LEU:HA	9:CI:53:VAL:CG2	2.36	0.53
31:DG:106:LEU:HG	31:DG:107:LEU:N	2.23	0.53
31:DG:59:GLU:C	31:DG:61:ALA:N	2.61	0.53
36:DP:16:ARG:CB	36:DP:16:ARG:HH11	2.22	0.53
36:DP:17:LYS:C	36:DP:19:VAL:H	2.10	0.53
25:BA:661:C:O2'	36:BP:16:ARG:O	2.22	0.53
25:BA:662:G:P	36:BP:18:ARG:HD2	2.48	0.53
31:BG:138:GLN:H	31:BG:139:LEU:HD23	1.74	0.53
28:BD:35:LYS:HB3	28:BD:104:TYR:HE1	1.73	0.53
2:AB:47:THR:HA	2:AB:202:PRO:CG	2.37	0.53
40:BT:48:ILE:HD12	40:BT:48:ILE:H	1.74	0.53
25:DA:779:U:P	28:DD:49:ILE:HG22	2.49	0.53
10:AJ:40:LEU:HG	10:AJ:69:ASN:CB	2.39	0.53
40:DT:62:THR:HA	40:DT:74:ARG:O	2.08	0.53
14:CN:24:CYS:HB2	14:CN:40:CYS:N	2.24	0.53
49:D2:27:GLU:O	49:D2:31:GLU:HG3	2.09	0.53
27:DC:225:ILE:O	27:DC:225:ILE:HG13	2.08	0.53
25:BA:1021:A:H62	25:BA:1141:U:H3	1.57	0.53
19:CS:19:VAL:HG22	19:CS:44:MET:HG2	1.91	0.53
19:CS:36:ARG:CZ	19:CS:72:GLY:HA2	2.39	0.53
33:BI:47:LEU:HD23	33:BI:47:LEU:C	2.29	0.53
30:DF:170:LEU:HB2	30:DF:173:VAL:HB	1.91	0.53

Continued on next page...

Continued from previous page...

Atom-1	Atom-2	Interatomic distance (Å)	Clash overlap (Å)
36:BP:23:PRO:HD2	36:BP:33:ARG:HE	1.72	0.53
6:CF:49:ALA:O	6:CF:50:TYR:HB3	2.09	0.53
12:CL:30:ARG:HG2	12:CL:57:LEU:HD12	1.91	0.53
8:AH:86:ILE:O	8:AH:88:LYS:HG3	2.09	0.53
20:AT:26:ASN:HB3	20:AT:71:THR:OG1	2.08	0.53
25:BA:1504:C:C3'	25:BA:1505:C:H5''	2.38	0.53
18:AR:43:PHE:O	18:AR:44:LEU:O	2.27	0.53
1:CA:1458:G:H2'	1:CA:1459:C:H6	1.72	0.53
25:BA:512:G:HO2'	25:BA:513:A:P	2.31	0.53
26:BB:110:G:H2'	26:BB:111:G:H8	1.73	0.53
52:B5:42:PRO:HB2	52:B5:43:HIS:HD2	1.74	0.53
4:CD:64:LEU:HB2	4:CD:198:VAL:HG11	1.90	0.53
55:B8:52:LYS:H	55:B8:53:PRO:CD	2.22	0.53
8:AH:54:ASP:C	8:AH:56:LYS:H	2.11	0.53
29:DE:101:ARG:HD3	29:DE:169:ASN:HD21	1.72	0.53
6:CF:3:ARG:HH11	6:CF:64:GLN:HE21	1.56	0.53
28:DD:270:ILE:N	28:DD:270:ILE:HD12	2.23	0.53
38:DR:81:ASP:O	38:DR:82:GLU:CB	2.57	0.53
1:AA:166:G:O2'	1:AA:167:G:H5'	2.09	0.53
25:DA:1464:C:HO2'	25:DA:1528:A:H8	1.56	0.53
25:DA:2283:C:H2'	25:DA:2284:C:O4'	2.09	0.53
29:BE:184:VAL:CG1	29:BE:185:LYS:N	2.72	0.53
25:BA:1473:G:C2'	25:BA:1474:C:H5'	2.39	0.53
34:BN:126:PRO:HG2	34:BN:127:ASP:OD1	2.09	0.53
2:AB:95:GLN:HG3	2:AB:148:TYR:HA	1.89	0.53
1:CA:579:G:H2'	1:CA:580:U:C6	2.44	0.53
45:BY:32:PRO:O	45:BY:34:LYS:N	2.42	0.53
25:BA:882:G:H2'	25:BA:883:G:C8	2.44	0.53
43:DW:90:ARG:HG3	43:DW:90:ARG:NH1	2.23	0.53
25:BA:2733:A:O2'	25:BA:2734:A:H5'	2.09	0.53
40:DT:57:PHE:CD2	40:DT:58:ASN:N	2.76	0.53
6:AF:82:ARG:C	6:AF:84:ASN:H	2.11	0.53
38:BR:38:VAL:O	38:BR:42:LYS:HG3	2.09	0.53
32:DH:169:VAL:O	32:DH:171:LEU:N	2.41	0.53
39:BS:26:LEU:HG	39:BS:39:ILE:HD11	1.91	0.53
1:CA:41:G:H2'	1:CA:42:G:C8	2.42	0.53
25:DA:2488:A:O2'	25:DA:2489:G:H5'	2.09	0.53
25:DA:394:A:O2'	25:DA:395:U:H5'	2.09	0.53
55:D8:21:LYS:HD3	55:D8:48:PHE:CZ	2.44	0.53
1:AA:142:G:N3	1:AA:142:G:H2'	2.24	0.53
25:DA:384:U:H2'	25:DA:385:C:H6	1.73	0.53

Continued on next page...

Continued from previous page...

Atom-1	Atom-2	Interatomic distance (Å)	Clash overlap (Å)
13:CM:26:GLY:O	13:CM:30:ALA:HB2	2.08	0.53
25:DA:501:A:H8	25:DA:501:A:OP1	1.92	0.53
5:AE:80:ILE:HG13	5:AE:91:LEU:HD23	1.90	0.53
35:BO:101:PRO:HG3	40:BT:67:SER:OG	2.08	0.53
1:AA:1186:G:H21	14:AN:61:TRP:C	2.12	0.53
9:AI:13:ALA:HB1	9:AI:73:GLN:HA	1.90	0.53
25:BA:154(A):C:C4	25:BA:157:U:C4	2.96	0.53
41:DU:90:VAL:CA	42:DV:11:GLN:HE22	2.22	0.53
42:DV:28:GLU:O	42:DV:61:VAL:HG21	2.09	0.53
1:CA:1135:U:H2'	1:CA:1137:C:O4'	2.09	0.53
22:CV:149:LYS:HG2	22:CV:162:PRO:O	2.09	0.53
13:AM:79:LYS:O	13:AM:81:LEU:N	2.41	0.53
28:BD:34:VAL:O	28:BD:35:LYS:HD3	2.08	0.53
28:BD:64:ILE:HG23	28:BD:64:ILE:O	2.08	0.53
25:DA:284:U:H2'	25:DA:285:C:C6	2.43	0.53
1:AA:1028:C:H2'	1:AA:1033:G:H22	1.74	0.53
16:CP:67:THR:HG22	16:CP:68:ASP:N	2.23	0.53
40:BT:64:ARG:HA	40:BT:72:VAL:O	2.08	0.53
8:CH:103:VAL:HG23	8:CH:110:ALA:HB2	1.90	0.53
35:BO:97:ARG:HA	35:BO:117:LEU:CD2	2.27	0.53
4:AD:42:GLN:O	4:AD:43:HIS:HD2	1.92	0.53
22:CV:71:GLN:NE2	22:CV:109:THR:HG23	2.23	0.53
10:CJ:50:ILE:HG22	10:CJ:51:ARG:N	2.23	0.53
25:DA:874:G:H2'	25:DA:875:G:C8	2.43	0.53
25:DA:94(A):G:N2	49:D2:47:ASN:ND2	2.55	0.53
47:D0:49:LYS:HG3	47:D0:80:HIS:CG	2.43	0.53
27:DC:215:VAL:CG2	27:DC:225:ILE:HD13	2.38	0.53
14:CN:4:LYS:HD2	14:CN:7:ILE:HD11	1.91	0.53
33:BI:12:LEU:HD23	33:BI:12:LEU:N	2.24	0.53
1:CA:83:U:H2'	1:CA:83:U:O2	2.08	0.53
10:CJ:29:ARG:HH12	10:CJ:30:SER:HB3	1.73	0.53
20:AT:30:LYS:C	20:AT:30:LYS:HE2	2.29	0.53
11:CK:87:THR:HA	11:CK:91:ARG:HH12	1.72	0.53
43:DW:29:LEU:HG	43:DW:33:ARG:NH1	2.23	0.53
32:DH:46:GLU:O	32:DH:47:GLU:HB2	2.09	0.53
37:DQ:46:GLN:O	37:DQ:49:ALA:HB3	2.08	0.53
6:CF:61:LEU:HB3	6:CF:63:TYR:HE2	1.73	0.53
25:DA:2784:C:H2'	25:DA:2785:C:H6	1.70	0.53
25:BA:2681:C:H5	25:BA:2725:A:N6	2.02	0.53
4:CD:78:LEU:HD21	4:CD:96:LEU:CB	2.35	0.53
2:AB:172:ILE:N	2:AB:172:ILE:CD1	2.72	0.53

Continued on next page...

Continued from previous page...

Atom-1	Atom-2	Interatomic distance (Å)	Clash overlap (Å)
25:BA:2115:G:C6	25:BA:2117:A:H2'	2.43	0.53
7:AG:70:LYS:HB3	7:AG:96:GLN:OE1	2.09	0.53
2:AB:233:SER:OG	2:AB:234:PRO:CD	2.56	0.53
36:DP:47:ASP:HB3	36:DP:48:PRO:HA	1.89	0.53
25:DA:1227:G:C2'	25:DA:1228:G:H5'	2.39	0.53
25:BA:2712:U:H1'	25:BA:2712(A):A:C8	2.44	0.53
48:B1:5:CYS:O	48:B1:9:GLY:HA2	2.08	0.53
33:BI:107:VAL:O	33:BI:107:VAL:HG13	2.09	0.53
41:BU:40:PHE:CZ	42:BV:82:ARG:HD3	2.44	0.53
34:BN:18:ALA:O	34:BN:19:GLU:C	2.47	0.53
18:CR:87:ARG:O	18:CR:88:LYS:HB2	2.09	0.53
25:BA:2062:A:H2'	25:BA:2063:C:H5'	1.91	0.53
10:CJ:22:LYS:HZ1	10:CJ:23:ILE:HG12	1.73	0.53
7:AG:6:ARG:HH21	7:AG:94:ARG:CZ	2.21	0.53
36:BP:83:VAL:HG12	36:BP:83:VAL:O	2.08	0.53
28:BD:221:VAL:HG13	28:BD:226:MET:HE1	1.90	0.53
25:DA:583:G:H5''	41:DU:10:ARG:HH12	1.74	0.53
44:BX:29:TRP:CZ2	44:BX:76:ARG:NH2	2.76	0.53
8:AH:39:LEU:HD22	8:AH:39:LEU:H	1.73	0.53
28:BD:46:GLN:OE1	28:BD:46:GLN:N	2.42	0.53
29:BE:38:THR:OG1	29:BE:40:GLU:HG2	2.07	0.53
1:CA:332:G:OP2	20:CT:10:LEU:HD22	2.08	0.53
3:AC:149:ALA:O	3:AC:150:LYS:HB2	2.08	0.53
25:BA:1268:A:H2'	25:BA:1269:A:O4'	2.09	0.53
1:AA:583:A:H2'	1:AA:584:G:O4'	2.09	0.53
25:DA:2478:A:H2'	25:DA:2479:G:H5'	1.90	0.53
25:BA:1338:G:O2'	25:BA:1393:A:N1	2.39	0.53
25:BA:2243:U:O2'	25:BA:2244:U:H5'	2.09	0.53
25:BA:1036:G:O2'	25:BA:1037:G:H5'	2.08	0.53
31:DG:170:ARG:HD2	31:DG:170:ARG:O	2.09	0.53
7:AG:12:LEU:HD21	7:AG:28:ASN:ND2	2.24	0.53
32:BH:9:ILE:CG2	32:BH:49:VAL:HG21	2.39	0.53
25:DA:999:U:C2'	25:DA:1000:A:C5'	2.87	0.53
34:DN:42:TRP:HA	34:DN:42:TRP:HE3	1.73	0.53
42:DV:15:GLU:HG2	42:DV:16:PRO:HD2	1.91	0.53
25:DA:954:G:N3	25:DA:2274:A:H2	2.07	0.53
1:CA:1236:A:OP1	21:CU:3:LYS:HG3	2.09	0.53
1:CA:1372:U:O2'	1:CA:1373:G:H5'	2.09	0.53
1:CA:939:G:H5''	7:CG:102:ARG:NH2	2.23	0.53
7:CG:148:ASN:HD22	7:CG:148:ASN:N	2.06	0.53
7:CG:71:PRO:HG3	7:CG:103:TRP:CZ3	2.35	0.53

Continued on next page...

Continued from previous page...

Atom-1	Atom-2	Interatomic distance (Å)	Clash overlap (Å)
9:CI:95:LYS:HZ2	9:CI:96:LEU:HD12	1.70	0.53
13:CM:108:ARG:NH2	13:CM:114:ARG:HA	2.24	0.53
31:DG:173:LEU:HD22	31:DG:178:PHE:CE2	2.44	0.53
30:BF:19:GLU:O	30:BF:20:LEU:CB	2.56	0.53
16:AP:59:TRP:O	16:AP:60:LEU:C	2.45	0.53
3:AC:87:LEU:O	3:AC:91:LEU:HG	2.08	0.53
3:CC:89:GLU:OE2	3:CC:90:GLU:HA	2.09	0.53
30:DF:101:LEU:CD1	30:DF:102:PRO:HD2	2.39	0.53
36:BP:125:VAL:HG21	36:BP:138:LEU:CD2	2.39	0.53
25:BA:498:G:HO2'	45:BY:60:PHE:HZ	1.57	0.53
36:BP:62:LEU:N	36:BP:62:LEU:HD22	2.23	0.53
22:CV:74:TYR:CE2	22:CV:81:VAL:HG21	2.44	0.53
7:AG:150:ALA:HB2	11:AK:50:TYR:HE2	1.74	0.53
17:CQ:51:TYR:OH	17:CQ:75:ARG:HA	2.08	0.53
25:BA:616:G:H2'	25:BA:618:C:O4'	2.08	0.53
39:DS:19:LYS:C	39:DS:20:ARG:NH1	2.62	0.53
16:AP:68:ASP:C	16:AP:70:ALA:H	2.12	0.53
1:AA:472:A:C1'	16:AP:82:GLN:HE22	2.22	0.53
1:CA:1030(A):G:H21	1:CA:1032:G:H1	1.57	0.53
27:DC:121:MET:HE1	27:DC:139:PRO:HB2	1.90	0.53
1:AA:394:G:H2'	1:AA:395:C:H6	1.74	0.53
28:DD:10:THR:O	28:DD:13:ARG:HB3	2.09	0.53
25:DA:310:A:C2'	25:DA:311:A:H2'	2.39	0.53
20:AT:26:ASN:ND2	20:AT:27:LYS:H	2.00	0.53
16:AP:20:VAL:HG21	16:AP:32:TYR:CB	2.38	0.53
25:DA:816:C:O2'	25:DA:817:C:H5'	2.09	0.53
25:DA:1602:U:H3'	25:DA:1603:A:H5'	1.91	0.53
25:BA:1111:A:H2'	25:BA:1112:G:C4'	2.39	0.53
35:BO:14:THR:HG22	35:BO:52:VAL:CG1	2.38	0.53
1:AA:750:G:N3	15:AO:23:GLY:HA3	2.24	0.53
7:AG:52:GLU:C	7:AG:54:THR:H	2.12	0.53
25:DA:2811:G:C2'	25:DA:2812:G:H5'	2.39	0.53
3:CC:26:LYS:HG3	3:CC:27:LYS:N	2.22	0.53
28:DD:129:ASN:O	28:DD:192:THR:HA	2.09	0.53
1:CA:604:G:O2'	1:CA:605:U:H5'	2.09	0.53
46:BZ:93:GLU:O	46:BZ:129:PRO:HD3	2.07	0.53
25:DA:2023:G:H5'	25:DA:2617:C:H4'	1.90	0.53
41:BU:26:GLY:C	41:BU:28:ARG:N	2.60	0.53
35:BO:87:ILE:HG22	35:BO:88:ASN:N	2.23	0.53
25:DA:909:A:H2'	25:DA:912:C:H5	1.73	0.53
1:AA:746:A:H2'	1:AA:747:C:C6	2.44	0.53

Continued on next page...

Continued from previous page...

Atom-1	Atom-2	Interatomic distance (Å)	Clash overlap (Å)
37:BQ:58:PHE:CD1	37:BQ:58:PHE:O	2.62	0.53
1:CA:589:C:O2'	1:CA:590:C:H5'	2.09	0.53
1:CA:107:G:H2'	1:CA:108:G:H5'	1.90	0.53
41:DU:28:ARG:NH1	41:DU:38:THR:OG1	2.39	0.53
29:BE:66:HIS:HD2	29:BE:66:HIS:O	1.92	0.53
1:AA:189(B):C:N4	1:AA:189(I):G:H1	2.07	0.53
1:CA:1437:C:O2'	1:CA:1438:G:H5'	2.07	0.53
45:BY:79:CYS:O	45:BY:80:GLY:O	2.27	0.53
9:CI:111:ARG:HG2	9:CI:112:LYS:N	2.23	0.53
25:BA:2521:C:H5'	25:BA:2522:U:OP2	2.09	0.53
1:CA:1442(B):A:OP2	1:CA:1442(B):A:H3'	2.09	0.53
4:AD:80:GLU:C	4:AD:84:LYS:HE2	2.29	0.53
25:BA:1424:G:H2'	25:BA:1425:G:O4'	2.08	0.53
16:AP:8:ARG:HG2	16:AP:8:ARG:HH11	1.73	0.53
25:DA:775:G:O2'	25:DA:776:G:OP2	2.25	0.53
25:BA:2195:C:O2'	25:BA:2196:C:H5'	2.09	0.53
9:AI:95:LYS:HD3	9:AI:95:LYS:C	2.29	0.53
50:D3:4:LEU:HD22	50:D3:6:VAL:HG13	1.90	0.53
34:DN:24:GLY:O	34:DN:28:THR:HG22	2.09	0.53
46:DZ:38:VAL:HG23	46:DZ:39:ASP:N	2.24	0.53
46:DZ:79:ARG:C	46:DZ:81:ARG:H	2.13	0.53
25:DA:1885:A:H2	25:DA:2103:C:HO2'	1.57	0.53
44:DX:26:TYR:CG	44:DX:89:ILE:HD12	2.44	0.53
20:AT:57:ARG:HD2	20:AT:102:GLY:CA	2.39	0.53
21:CU:24:ARG:O	21:CU:25:LYS:CB	2.57	0.53
13:CM:88:ARG:HA	13:CM:98:VAL:HG13	1.90	0.53
31:DG:143:GLU:HA	51:D4:54:LYS:HE2	1.90	0.53
29:DE:47:VAL:HG12	29:DE:49:LEU:HD12	1.91	0.53
29:DE:63:LEU:O	29:DE:64:LYS:C	2.47	0.53
20:AT:103:GLY:O	20:AT:104:LEU:O	2.27	0.53
3:CC:89:GLU:O	3:CC:93:LYS:N	2.42	0.53
10:AJ:4:ILE:HG12	10:AJ:100:THR:CG2	2.39	0.53
40:BT:106:SER:O	40:BT:107:ASP:HB3	2.09	0.53
25:BA:272(I):U:N3	25:BA:274:G:O6	2.41	0.53
55:D8:61:LEU:HD21	55:D8:62:LEU:HG	1.91	0.53
25:BA:541:C:C2	25:BA:542:C:C5	2.97	0.53
2:AB:24:TRP:CD1	2:AB:26:PRO:HD3	2.44	0.53
13:CM:65:LYS:HD2	13:CM:69:GLU:OE2	2.08	0.53
1:AA:1126:U:H1'	1:AA:1280:A:C2	2.44	0.53
25:DA:271(P):C:C5'	33:DI:45:LYS:HZ1	2.22	0.53
31:BG:48:GLU:O	31:BG:49:ASP:HB3	2.09	0.53

Continued on next page...

Continued from previous page...

Atom-1	Atom-2	Interatomic distance (Å)	Clash overlap (Å)
49:D2:54:LYS:O	49:D2:57:ILE:HG12	2.09	0.53
48:B1:57:GLU:O	48:B1:58:ILE:O	2.27	0.53
46:BZ:78:ARG:O	46:BZ:79:ARG:CB	2.48	0.53
30:BF:117:ARG:NH2	30:BF:187:VAL:HA	2.24	0.53
39:DS:14:VAL:HG13	39:DS:90:GLY:HA2	1.89	0.53
1:AA:373:A:HO2'	1:AA:374:A:H5'	1.73	0.53
1:CA:91:C:C2'	1:CA:92:C:O5'	2.57	0.53
25:DA:64:A:H5''	44:DX:64:LYS:HE2	1.89	0.53
25:DA:914:C:H5	25:DA:915:C:C6	2.27	0.53
11:AK:19:ALA:HA	11:AK:32:ILE:HA	1.90	0.53
25:BA:492:A:H2'	25:BA:493:G:O4'	2.09	0.53
56:B9:11:CYS:O	56:B9:14:CYS:SG	2.67	0.53
26:BB:45:A:H1'	31:BG:95:ARG:NH2	2.24	0.53
2:AB:104:ASN:ND2	2:AB:107:THR:HB	2.24	0.53
50:B3:36:VAL:HG23	50:B3:36:VAL:O	2.09	0.53
1:CA:880:C:H2'	1:CA:881:G:C8	2.44	0.53
8:AH:52:ASP:O	8:AH:53:VAL:CG2	2.57	0.53
39:BS:106:ARG:HD2	39:BS:106:ARG:C	2.29	0.53
1:CA:841:U:O2'	1:CA:848:C:H5'	2.09	0.53
1:AA:949:A:C6	1:AA:950:U:C4	2.97	0.53
25:BA:1045:A:N6	25:BA:1111:A:N7	2.57	0.53
25:DA:2317:C:H2'	25:DA:2318:G:C5'	2.39	0.53
25:DA:262:A:H2'	25:DA:263:C:O4'	2.08	0.53
35:DO:64:ARG:NH1	35:DO:81:ASP:OD2	2.42	0.53
38:BR:10:LEU:CB	38:BR:17:ARG:HE	2.22	0.53
32:BH:113:VAL:HG21	32:BH:151:ILE:CG2	2.39	0.53
34:BN:68:GLU:HG2	34:BN:88:GLU:OE2	2.09	0.53
1:CA:246:A:O3'	1:CA:247:G:H4'	2.09	0.53
25:BA:1416:G:N2	25:BA:1582:C:O2	2.36	0.53
32:DH:149:ARG:HG3	32:DH:150:ALA:N	2.23	0.53
4:CD:31:CYS:SG	4:CD:31:CYS:O	2.67	0.53
26:DB:29:A:OP2	39:DS:32:LEU:HB2	2.09	0.53
1:AA:530:G:H22	1:AA:1492:A:H61	1.56	0.53
1:AA:414:A:H2'	1:AA:415:A:O4'	2.09	0.53
29:DE:19:ARG:HA	35:DO:73:ASP:HA	1.91	0.53
46:BZ:46:VAL:O	46:BZ:48:ARG:N	2.42	0.53
25:DA:1505:C:C5	25:DA:1506:C:H1'	2.44	0.53
15:CO:3:ILE:HG23	15:CO:38:ARG:HH12	1.74	0.53
25:DA:2720:U:H2'	25:DA:2720:U:O2	2.08	0.53
25:DA:603:A:H4'	25:DA:604:G:OP1	2.08	0.53
1:CA:49:U:C2	1:CA:361:G:N2	2.77	0.53

Continued on next page...

Continued from previous page...

Atom-1	Atom-2	Interatomic distance (Å)	Clash overlap (Å)
1:CA:117:G:O2'	1:CA:118:U:H5'	2.09	0.53
34:BN:104:LYS:O	34:BN:104:LYS:HG2	2.09	0.53
25:BA:2813:A:C2'	25:BA:2814:C:H5'	2.39	0.53
39:BS:35:ILE:CG2	39:BS:53:SER:HB2	2.39	0.52
33:BI:88:ILE:HG22	33:BI:90:GLY:N	2.20	0.52
37:DQ:134:ARG:HE	46:DZ:121:ARG:NH1	2.06	0.52
2:CB:44:LEU:HD12	2:CB:44:LEU:N	2.24	0.52
2:CB:54:THR:C	2:CB:58:ILE:HG12	2.30	0.52
2:CB:61:LEU:CD2	2:CB:68:ILE:HD11	2.26	0.52
1:AA:980:C:H5'	1:AA:981:U:C5	2.44	0.52
41:DU:69:CYS:SG	41:DU:79:PHE:HB2	2.49	0.52
41:DU:92:ARG:HD2	41:DU:95:LEU:CB	2.29	0.52
32:DH:43:VAL:HB	32:DH:51:ARG:O	2.09	0.52
37:DQ:24:GLY:O	37:DQ:101:ARG:HA	2.09	0.52
25:DA:2187:G:O2'	25:DA:2188:C:H5'	2.10	0.52
19:CS:64:GLU:HG3	19:CS:65:ASN:N	2.23	0.52
28:BD:49:ILE:HD11	28:BD:52:ARG:CA	2.14	0.52
7:CG:148:ASN:N	7:CG:148:ASN:ND2	2.56	0.52
22:CV:172:LYS:CG	22:CV:184:ALA:HA	2.31	0.52
31:DG:128:ARG:C	31:DG:130:ASN:N	2.58	0.52
30:DF:180:GLY:O	30:DF:181:LEU:C	2.47	0.52
30:DF:116:ASP:OD2	36:DP:5:ASP:N	2.42	0.52
3:CC:90:GLU:O	3:CC:93:LYS:HB3	2.09	0.52
25:BA:1342:A:N1	25:BA:1345:C:C2	2.77	0.52
46:BZ:119:ILE:O	46:BZ:120:HIS:HB2	2.09	0.52
2:AB:35:GLU:N	2:AB:41:ILE:HD13	2.23	0.52
4:AD:175:SER:HB3	4:AD:186:LEU:HD11	1.90	0.52
29:BE:75:VAL:CG1	29:BE:76:ARG:H	2.18	0.52
13:AM:20:THR:O	13:AM:22:ILE:N	2.38	0.52
9:CI:113:LYS:HD2	9:CI:113:LYS:N	2.23	0.52
30:BF:149:ASP:OD1	30:BF:149:ASP:N	2.40	0.52
25:DA:1591:G:H2'	25:DA:1592:C:H6	1.71	0.52
36:BP:26:GLY:HA2	36:BP:30:THR:HG23	1.89	0.52
20:CT:100:ILE:CD1	20:CT:100:ILE:H	2.22	0.52
25:DA:27:G:H22	25:DA:512:G:H2'	1.74	0.52
25:DA:2476:A:C2	25:DA:2477:C:C5	2.97	0.52
25:BA:2285:C:C5'	25:BA:2286:A:OP2	2.56	0.52
31:BG:72:ARG:HH12	31:BG:86:MET:CE	2.22	0.52
1:AA:1040:U:H2'	1:AA:1041:A:C8	2.44	0.52
25:DA:1887:C:C2'	25:DA:1888:G:H5''	2.38	0.52
25:DA:1887:C:H2'	25:DA:1888:G:H5''	1.91	0.52

Continued on next page...

Continued from previous page...

Atom-1	Atom-2	Interatomic distance (Å)	Clash overlap (Å)
11:AK:105:VAL:HG23	11:AK:105:VAL:O	2.08	0.52
40:BT:78:LEU:O	40:BT:79:HIS:ND1	2.42	0.52
36:BP:71:VAL:C	36:BP:73:GLY:N	2.57	0.52
8:AH:53:VAL:HB	8:AH:58:TYR:CD1	2.44	0.52
29:DE:97:LYS:H	29:DE:100:GLU:CD	2.13	0.52
29:DE:121:ASN:O	29:DE:122:PHE:C	2.47	0.52
25:DA:782:A:O2'	28:DD:225:ALA:HB1	2.09	0.52
12:AL:73:ASN:CG	12:AL:74:LEU:N	2.62	0.52
25:DA:1529:G:C4	25:DA:1530:C:N4	2.78	0.52
11:AK:29:ILE:HD11	11:AK:42:TRP:HE3	1.75	0.52
25:BA:321:G:N3	30:BF:165:ARG:HD3	2.24	0.52
11:CK:72:ALA:C	11:CK:74:ALA:H	2.11	0.52
37:BQ:1:MET:O	37:BQ:2:LEU:CB	2.56	0.52
1:AA:1253:G:H1	1:AA:1284:C:H42	1.57	0.52
36:DP:50:ARG:NH2	36:DP:50:ARG:HG2	2.24	0.52
16:AP:43:LYS:HA	16:AP:48:TRP:HB3	1.90	0.52
31:BG:55:LYS:HZ1	31:BG:150:ASP:H	1.57	0.52
1:CA:648:A:H2'	1:CA:649:G:C8	2.43	0.52
35:DO:1:MET:CE	35:DO:67:LYS:HE2	2.39	0.52
25:DA:871:U:OP1	37:DQ:5:ARG:HG3	2.09	0.52
33:BI:61:ARG:O	33:BI:62:LYS:C	2.46	0.52
25:BA:1264:G:OP1	52:B5:19:ARG:NH2	2.38	0.52
1:AA:1360:A:O2'	1:AA:1361:G:H5'	2.08	0.52
28:DD:56:GLY:O	28:DD:57:GLY:O	2.27	0.52
25:DA:2366:A:H2'	25:DA:2367:G:O4'	2.09	0.52
25:BA:644:A:C2'	25:BA:645:C:H5''	2.39	0.52
25:BA:836:G:H2'	25:BA:837:C:C6	2.45	0.52
1:AA:229:U:O2'	1:AA:230:G:H5'	2.09	0.52
26:DB:64:C:O2'	26:DB:65:C:H5'	2.09	0.52
25:BA:671:C:O2'	25:BA:672:C:H5'	2.08	0.52
23:CW:53:G:O2'	23:CW:54:U:H5'	2.09	0.52
55:B8:60:LEU:C	55:B8:61:LEU:HD12	2.28	0.52
36:BP:50:ARG:HB3	55:B8:59:LYS:NZ	2.24	0.52
3:AC:11:ARG:HG2	3:AC:11:ARG:HH11	1.74	0.52
1:AA:1346:A:C6	7:AG:10:ARG:NE	2.77	0.52
34:DN:97:ARG:O	34:DN:98:VAL:C	2.47	0.52
37:DQ:42:ILE:N	37:DQ:42:ILE:HD12	2.25	0.52
46:DZ:40:LEU:O	46:DZ:44:ASP:HB2	2.09	0.52
25:BA:1490:A:H5'	25:BA:1494:A:N6	2.24	0.52
31:DG:111:LEU:O	31:DG:114:ILE:HG13	2.09	0.52
1:AA:343:U:N3	1:AA:346:G:N2	2.57	0.52

Continued on next page...

Continued from previous page...

Atom-1	Atom-2	Interatomic distance (Å)	Clash overlap (Å)
16:AP:49:LEU:CD2	16:AP:73:LEU:HD22	2.37	0.52
1:AA:1128:C:H1'	1:AA:1146:A:N6	2.13	0.52
46:BZ:66:LEU:HD23	46:BZ:89:VAL:HG11	1.91	0.52
53:B6:35:GLU:O	53:B6:51:GLU:HG3	2.09	0.52
36:DP:59:LEU:HG	55:D8:13:ARG:NH1	2.24	0.52
1:CA:453:A:H5'	1:CA:453:A:H8	1.73	0.52
1:CA:1297:C:H1'	1:CA:1298:C:C5	2.42	0.52
4:AD:13:ARG:O	4:AD:15:GLU:N	2.42	0.52
38:DR:96:ARG:NE	38:DR:115:GLU:OE1	2.39	0.52
33:DI:48:GLU:C	33:DI:50:ARG:N	2.61	0.52
1:CA:975:A:C4'	1:CA:976:G:H5''	2.27	0.52
25:DA:95:G:N2	25:DA:96:G:H1'	2.23	0.52
40:DT:89:VAL:O	40:DT:91:ARG:N	2.42	0.52
11:AK:50:TYR:CD2	11:AK:54:ARG:HD2	2.43	0.52
7:AG:153:HIS:CE1	11:AK:57:THR:HG23	2.45	0.52
36:DP:84:ASN:ND2	36:DP:115:LEU:HG	2.24	0.52
16:AP:67:THR:HB	16:AP:70:ALA:HB2	1.92	0.52
1:CA:1151:A:H2'	1:CA:1152:A:H8	1.72	0.52
2:AB:61:LEU:CD2	2:AB:68:ILE:HD11	2.37	0.52
5:CE:90:VAL:CG2	5:CE:121:LYS:HB3	2.39	0.52
25:BA:528:A:C2	25:BA:2043:C:H5'	2.39	0.52
25:DA:2177:C:H4'	27:DC:214:TYR:CD1	2.44	0.52
25:BA:2331:G:O4'	47:B0:41:GLY:HA3	2.08	0.52
22:AV:102:GLU:O	22:AV:104:PHE:N	2.42	0.52
25:DA:2807:G:C2'	25:DA:2808:U:H5''	2.39	0.52
25:BA:271(Y):U:HO2'	25:BA:271(Z):C:H6	1.58	0.52
31:BG:17:PRO:HA	31:BG:20:ILE:HD12	1.91	0.52
25:BA:1884:A:C2'	25:BA:1885:A:C5'	2.85	0.52
4:AD:117:ALA:O	4:AD:121:VAL:HG23	2.08	0.52
6:AF:10:LEU:HD12	6:AF:10:LEU:N	2.23	0.52
29:DE:132:HIS:O	29:DE:133:LYS:CB	2.58	0.52
13:AM:102:ARG:HB3	13:AM:102:ARG:HH11	1.73	0.52
30:DF:63:LYS:HZ1	30:DF:67:GLN:HB2	1.74	0.52
25:BA:649:G:H2'	25:BA:650:C:O4'	2.09	0.52
37:BQ:1:MET:HG2	37:BQ:1:MET:O	2.09	0.52
25:BA:1442:G:O2'	25:BA:1443:G:H5'	2.09	0.52
17:AQ:13:ASP:N	17:AQ:14:LYS:NZ	2.55	0.52
25:DA:1794:U:H2'	25:DA:1795:C:C6	2.41	0.52
1:CA:935:A:C8	1:CA:935:A:H5'	2.41	0.52
28:BD:209:ALA:C	28:BD:210:GLY:O	2.43	0.52
34:BN:62:VAL:CG2	34:BN:66:LYS:HD2	2.39	0.52

Continued on next page...

Continued from previous page...

Atom-1	Atom-2	Interatomic distance (Å)	Clash overlap (Å)
29:DE:105:THR:O	29:DE:197:ILE:HG22	2.08	0.52
30:BF:83:PHE:O	30:BF:85:GLY:N	2.42	0.52
46:BZ:38:VAL:HG21	46:BZ:43:PHE:HB2	1.91	0.52
38:DR:26:LYS:NZ	38:DR:71:GLN:HB3	2.24	0.52
25:DA:1557:C:OP2	25:DA:1558:A:O2'	2.20	0.52
43:BW:48:ALA:O	43:BW:51:LEU:HB3	2.09	0.52
22:CV:153:LEU:O	22:CV:155:THR:N	2.40	0.52
25:BA:1910:G:O2'	25:BA:1911:U:H5'	2.09	0.52
25:DA:803:U:O2'	25:DA:804:A:H5'	2.09	0.52
1:CA:868:C:H2'	1:CA:869:G:O4'	2.10	0.52
56:D9:11:CYS:SG	56:D9:14:CYS:SG	3.01	0.52
39:BS:28:VAL:HB	39:BS:89:ARG:HG3	1.90	0.52
1:AA:1372:U:O2'	1:AA:1373:G:H5'	2.08	0.52
7:AG:20:ASP:HB3	7:AG:23:VAL:CG2	2.39	0.52
25:BA:154:G:H1	25:BA:172:C:N4	2.04	0.52
37:DQ:140:ALA:HB2	46:DZ:122:ASP:CB	2.39	0.52
41:DU:104:GLN:NE2	41:DU:105:VAL:HG23	2.23	0.52
48:D1:88:LYS:NZ	48:D1:92:LYS:HB2	2.24	0.52
42:BV:52:VAL:O	42:BV:52:VAL:HG13	2.09	0.52
45:DY:50:ARG:HD3	45:DY:53:PRO:HA	1.90	0.52
31:DG:139:LEU:HA	31:DG:144:ILE:CG2	2.38	0.52
31:DG:41:GLN:HG2	31:DG:155:MET:HB3	1.91	0.52
30:DF:19:GLU:O	30:DF:20:LEU:CB	2.58	0.52
30:DF:111:ALA:HA	30:DF:202:PHE:CZ	2.43	0.52
25:BA:1342:A:C6	25:BA:1396:U:O3'	2.63	0.52
1:AA:1139:G:N2	1:AA:1142:G:O6	2.42	0.52
46:BZ:62:ASP:C	46:BZ:64:GLN:H	2.12	0.52
45:BY:88:LYS:O	45:BY:89:PHE:HB2	2.10	0.52
32:DH:139:GLN:HG3	32:DH:140:LYS:N	2.24	0.52
32:DH:85:LYS:HE3	32:DH:144:VAL:HB	1.91	0.52
1:CA:324:G:N2	1:CA:327:A:C8	2.77	0.52
43:DW:4:LYS:CG	43:DW:106:ILE:HG22	2.28	0.52
2:AB:115:LEU:HD11	2:AB:142:LEU:HD12	1.91	0.52
25:BA:622:G:O2'	25:BA:623:G:H5'	2.10	0.52
4:AD:39:PRO:HD2	4:AD:44:GLY:O	2.09	0.52
53:D6:52:VAL:HG12	53:D6:53:LYS:H	1.73	0.52
40:DT:16:ARG:NH1	40:DT:16:ARG:HG3	2.24	0.52
40:DT:30:VAL:HG21	40:DT:84:GLN:H	1.75	0.52
40:DT:32:TYR:O	40:DT:41:ARG:O	2.26	0.52
22:CV:70:LEU:N	22:CV:70:LEU:HD23	2.24	0.52
46:DZ:143:LEU:CD1	46:DZ:149:LEU:HD12	2.38	0.52

Continued on next page...

Continued from previous page...

Atom-1	Atom-2	Interatomic distance (Å)	Clash overlap (Å)
38:DR:45:ARG:HD3	38:DR:97:VAL:CG2	2.40	0.52
25:DA:2790:A:N3	25:DA:2790:A:H2'	2.24	0.52
27:BC:149:ASN:OD1	27:BC:153:ILE:HG13	2.09	0.52
25:DA:71:A:C5'	25:DA:73:A:C8	2.89	0.52
40:DT:28:VAL:HG22	40:DT:46:GLU:HA	1.92	0.52
40:DT:3:ARG:HB2	40:DT:6:LEU:H	1.74	0.52
30:BF:1:MET:HB3	30:BF:26:ALA:HA	1.91	0.52
1:CA:189:G:H1	1:CA:189(K):U:H3	1.58	0.52
23:CW:16:C:O5'	23:CW:16:C:H6	1.92	0.52
40:DT:59:THR:HG23	40:DT:59:THR:O	2.09	0.52
25:DA:528:A:C2	25:DA:2042:A:H2'	2.44	0.52
25:DA:1174:A:H3'	25:DA:1174:A:N3	2.23	0.52
32:DH:13:LYS:HA	32:DH:13:LYS:HE2	1.91	0.52
32:DH:68:THR:O	32:DH:70:THR:O	2.28	0.52
45:DY:88:LYS:HZ1	45:DY:93:GLY:HA3	1.73	0.52
22:AV:102:GLU:C	22:AV:104:PHE:H	2.13	0.52
29:DE:4:ILE:HG13	29:DE:5:LEU:H	1.74	0.52
46:DZ:130:ARG:H	46:DZ:130:ARG:CD	2.19	0.52
46:BZ:9:ARG:NH2	46:BZ:25:GLY:O	2.43	0.52
4:AD:91:SER:O	4:AD:92:VAL:C	2.47	0.52
25:DA:2695:C:O2'	25:DA:2696:U:H5'	2.08	0.52
25:BA:1508:A:H4'	25:BA:1509(A):A:C8	2.44	0.52
25:DA:2815:C:O2'	52:D5:43:HIS:HD2	1.91	0.52
3:AC:52:LEU:HD23	3:AC:52:LEU:H	1.73	0.52
11:AK:88:GLY:C	11:AK:90:GLY:H	2.13	0.52
27:BC:182:PRO:HG2	27:BC:185:LYS:CD	2.39	0.52
47:B0:48:LYS:H	47:B0:79:HIS:HD1	1.57	0.52
25:BA:271(O):C:HO2'	25:BA:271(P):C:H6	1.57	0.52
25:BA:1188:U:C4'	42:BV:79:VAL:HG23	2.39	0.52
22:CV:20:TRP:CZ3	22:CV:43:ASN:HB2	2.44	0.52
35:DO:1:MET:HB2	35:DO:32:TYR:CB	2.39	0.52
25:BA:2534:A:H5'	25:BA:2534:A:H8	1.74	0.52
43:DW:84:ARG:HB2	43:DW:96:ILE:CG2	2.39	0.52
25:DA:2466:C:H5''	56:D9:6:SER:HB2	1.91	0.52
1:CA:1206:G:H2'	1:CA:1207:G:H8	1.74	0.52
1:CA:229:U:C2'	1:CA:230:G:H5'	2.40	0.52
29:DE:39:PRO:O	29:DE:43:GLY:HA2	2.09	0.52
42:DV:66:ARG:HH11	42:DV:66:ARG:HG2	1.74	0.52
26:DB:59:A:H2'	26:DB:60:C:H6	1.73	0.52
20:AT:38:LYS:O	20:AT:39:LYS:C	2.48	0.52
25:BA:2402:C:O2'	25:BA:2403:C:C6	2.61	0.52

Continued on next page...

Continued from previous page...

Atom-1	Atom-2	Interatomic distance (Å)	Clash overlap (Å)
25:DA:2707:G:H5''	38:DR:68:ARG:HH21	1.74	0.52
25:DA:2720:U:H3'	25:DA:2721:A:H8	1.75	0.52
25:BA:1381:G:H2'	25:BA:1382:G:H5'	1.91	0.52
25:DA:1218:C:O2	25:DA:1218:C:H2'	2.08	0.52
25:BA:328:U:H6	25:BA:328:U:O5'	1.92	0.52
33:DI:123:LEU:O	33:DI:142:VAL:HA	2.09	0.52
25:DA:1958:C:O2'	25:DA:1959:G:H5'	2.09	0.52
1:AA:182:U:OP2	1:AA:183:G:OP2	2.26	0.52
14:AN:45:ARG:HG3	14:AN:45:ARG:HH11	1.74	0.52
46:DZ:136:ILE:HD13	46:DZ:156:LEU:HD23	1.91	0.52
42:DV:19:LYS:HZ3	42:DV:20:LEU:N	2.07	0.52
42:DV:20:LEU:CA	42:DV:21:ARG:HE	2.22	0.52
25:BA:1493:C:C2'	25:BA:1493:C:O2	2.58	0.52
41:BU:91:ASP:O	41:BU:92:ARG:NE	2.43	0.52
1:AA:1323:G:H2'	1:AA:1324:A:H8	1.70	0.52
29:DE:32:PRO:O	29:DE:34:VAL:HG13	2.08	0.52
30:DF:155:LEU:CD2	30:DF:186:ILE:HD13	2.35	0.52
46:BZ:71:ARG:HG2	46:BZ:88:PHE:HB2	1.92	0.52
53:D6:16:CYS:O	53:D6:17:LYS:CB	2.57	0.52
53:D6:17:LYS:CB	53:D6:18:ARG:NH1	2.72	0.52
25:DA:2392:A:N1	25:DA:2424:C:N3	2.58	0.52
25:DA:823:G:H2'	25:DA:824:A:C8	2.44	0.52
2:AB:80:ILE:HD12	2:AB:212:GLN:CA	2.40	0.52
2:AB:86:GLU:C	2:AB:88:ALA:H	2.11	0.52
25:BA:2176:A:O2'	27:BC:45:HIS:CD2	2.63	0.52
3:CC:19:GLU:HG3	3:CC:54:ARG:CZ	2.39	0.52
40:DT:82:LEU:CD1	40:DT:82:LEU:N	2.68	0.52
25:BA:1799:G:N7	28:BD:179:SER:OG	2.37	0.52
31:BG:47:LYS:CD	31:BG:82:LEU:HG	2.29	0.52
14:CN:7:ILE:HG22	14:CN:28:GLY:HA3	1.91	0.52
2:CB:121:LEU:HA	2:CB:126:GLU:OE1	2.08	0.52
37:BQ:65:PHE:HB2	37:BQ:105:GLU:O	2.09	0.52
1:CA:1319:A:H5'	1:CA:1320:C:OP1	2.10	0.52
33:BI:47:LEU:O	33:BI:50:ARG:N	2.38	0.52
36:DP:85:LEU:HB3	36:DP:114:ILE:CD1	2.39	0.52
27:DC:117:THR:HA	27:DC:147:GLY:O	2.09	0.52
22:AV:147:GLY:N	22:AV:163:LEU:CD2	2.72	0.52
5:CE:71:LEU:HD21	5:CE:115:VAL:HG22	1.90	0.52
25:DA:245:G:H5'	36:DP:69:GLY:HA3	1.91	0.52
10:CJ:30:SER:O	10:CJ:78:ASN:ND2	2.39	0.52
12:CL:80:VAL:CG1	12:CL:81:LEU:N	2.72	0.52

Continued on next page...

Continued from previous page...

Atom-1	Atom-2	Interatomic distance (Å)	Clash overlap (Å)
53:B6:9:LEU:HD22	53:B6:26:ASN:HB3	1.92	0.52
1:CA:628:G:O2'	1:CA:629:G:H5'	2.09	0.52
45:BY:68:HIS:HB3	45:BY:71:LYS:HZ2	1.74	0.52
39:BS:19:LYS:C	39:BS:20:ARG:NH1	2.62	0.52
44:BX:41:ASN:H	44:BX:41:ASN:ND2	2.08	0.52
6:CF:100:ASN:HB3	18:CR:28:GLU:HA	1.91	0.52
6:CF:97:PHE:HD2	18:CR:31:LEU:CD2	2.23	0.52
1:CA:390:C:O3'	16:CP:28:ARG:NH2	2.42	0.52
4:CD:150:GLU:CG	4:CD:151:LYS:N	2.73	0.52
38:DR:109:ALA:O	38:DR:111:LEU:HD22	2.09	0.52
25:DA:152:G:H2'	25:DA:153:C:O4'	2.08	0.52
46:DZ:129:PRO:HB2	46:DZ:130:ARG:HD3	1.91	0.52
44:DX:65:ARG:HG3	44:DX:69:TYR:O	2.09	0.52
31:BG:111:LEU:HA	31:BG:114:ILE:CD1	2.38	0.52
35:BO:47:ILE:CG2	35:BO:48:PRO:HD2	2.39	0.52
22:AV:19:LEU:HD12	22:AV:120:ILE:HD13	1.90	0.52
1:AA:540:G:H2'	1:AA:541:G:O4'	2.09	0.52
19:AS:29:ARG:H	19:AS:29:ARG:HD2	1.74	0.52
25:BA:2203:U:O2'	28:BD:151:LYS:HG2	2.09	0.52
11:CK:29:ILE:CD1	11:CK:44:SER:HB3	2.39	0.52
25:DA:2538:C:O2'	25:DA:2539:C:H5'	2.10	0.52
25:DA:49:A:H5''	25:DA:51:G:H5'	1.90	0.52
5:AE:98:THR:H	5:AE:117:ASP:CG	2.13	0.52
1:CA:486:U:H2'	1:CA:487:A:H8	1.74	0.52
36:BP:121:LYS:HE2	36:BP:123:LEU:HD21	1.91	0.52
5:AE:15:ARG:CZ	5:AE:26:PHE:CE2	2.92	0.52
1:AA:591:U:H2'	1:AA:592:G:H8	1.75	0.52
46:BZ:38:VAL:CG2	46:BZ:43:PHE:HB2	2.39	0.52
1:CA:1206:G:H2'	1:CA:1207:G:C8	2.45	0.52
37:DQ:57:HIS:ND1	37:DQ:117:ALA:HA	2.25	0.52
1:AA:176:C:H2'	1:AA:177:C:C6	2.44	0.52
10:AJ:96:ILE:CD1	10:AJ:96:ILE:N	2.72	0.52
19:CS:58:VAL:O	19:CS:58:VAL:HG23	2.09	0.52
29:BE:63:LEU:O	29:BE:64:LYS:C	2.47	0.52
25:BA:352:G:H1'	25:BA:354:G:N7	2.24	0.52
25:DA:1328:G:H2'	25:DA:1330:C:C5	2.45	0.52
25:DA:1345:C:H5'	25:DA:1396:U:C5	2.45	0.52
37:BQ:19:GLY:O	37:BQ:98:LYS:HD3	2.09	0.52
25:BA:1515:G:O2'	25:BA:1516:C:H5'	2.10	0.52
25:BA:301:G:H5'	25:BA:334:C:O2'	2.09	0.52
9:AI:37:PHE:HB3	9:AI:43:ALA:HB1	1.92	0.52

Continued on next page...

Continued from previous page...

Atom-1	Atom-2	Interatomic distance (Å)	Clash overlap (Å)
25:BA:150:C:H42	25:BA:176:G:H1	1.58	0.52
46:DZ:101:LEU:HD12	46:DZ:101:LEU:N	2.25	0.52
37:DQ:134:ARG:HH21	46:DZ:121:ARG:HD2	1.74	0.52
1:AA:134:A:H61	16:AP:25:ARG:HH12	1.55	0.52
2:CB:167:PRO:O	2:CB:168:THR:C	2.47	0.52
2:CB:9:GLU:N	2:CB:9:GLU:CD	2.58	0.52
41:DU:83:LEU:HG	41:DU:88:ILE:HD11	1.91	0.52
42:DV:2:PHE:O	42:DV:3:ALA:HB3	2.10	0.52
42:DV:38:LEU:HD23	42:DV:38:LEU:C	2.29	0.52
46:DZ:19:ARG:O	46:DZ:21:GLY:N	2.43	0.52
25:BA:1496:A:H8	25:BA:1577:C:O2'	1.93	0.52
7:CG:43:PHE:O	7:CG:46:ALA:HB3	2.10	0.52
30:BF:3:GLU:HB3	30:BF:24:LEU:CB	2.40	0.52
45:BY:28:LYS:C	45:BY:38:ILE:HB	2.30	0.52
9:AI:28:VAL:HA	9:AI:63:ILE:O	2.09	0.52
1:AA:1470:G:O2'	1:AA:1471:G:H5'	2.10	0.52
1:AA:1191:A:H2'	1:AA:1192:C:C6	2.43	0.52
25:DA:2417:C:O2'	25:DA:2418:A:H5'	2.08	0.52
12:CL:39:THR:O	12:CL:39:THR:HG23	2.09	0.52
32:DH:83:TYR:CB	32:DH:135:GLY:H	2.22	0.52
36:BP:85:LEU:HB3	36:BP:114:ILE:HD11	1.90	0.52
31:DG:17:PRO:HA	31:DG:20:ILE:HD12	1.92	0.52
32:DH:170:ARG:N	32:DH:170:ARG:HD2	2.24	0.52
46:BZ:127:VAL:HG22	46:BZ:128:SER:N	2.24	0.52
40:BT:28:VAL:CG2	40:BT:47:GLY:H	2.18	0.52
4:AD:185:PHE:CE2	4:AD:189:PRO:HD3	2.45	0.52
10:AJ:15:THR:C	10:AJ:17:ASP:H	2.11	0.52
1:AA:428:G:C6	1:AA:430:A:N6	2.78	0.52
27:BC:118:PRO:HD3	27:BC:147:GLY:C	2.30	0.52
31:BG:46:ALA:HA	31:BG:51:ARG:HB2	1.90	0.52
15:CO:64:ARG:HH11	15:CO:68:ARG:HH21	1.53	0.52
1:CA:1316:G:H4'	14:CN:18:VAL:CG1	2.40	0.52
31:DG:80:PHE:O	31:DG:81:LYS:O	2.28	0.52
25:DA:626:U:H5'	25:DA:627:A:O5'	2.09	0.52
39:DS:53:SER:O	39:DS:56:LEU:HB3	2.10	0.52
30:DF:157:VAL:O	30:DF:158:THR:CB	2.56	0.52
25:BA:2473:U:O2	25:BA:2473:U:C2'	2.58	0.52
25:BA:814:C:H5	36:BP:27:HIS:CD2	2.27	0.52
31:BG:83:ARG:NH1	31:BG:84:LYS:NZ	2.58	0.52
25:DA:2468:G:H8	25:DA:2476:A:H62	1.58	0.52
27:BC:223:VAL:HG23	27:BC:223:VAL:O	2.10	0.52

Continued on next page...

Continued from previous page...

Atom-1	Atom-2	Interatomic distance (Å)	Clash overlap (Å)
4:AD:112:VAL:HG22	4:AD:116:GLN:NE2	2.25	0.52
25:BA:1484:G:H21	25:BA:1505:C:N4	2.07	0.52
25:BA:2298:A:H2'	25:BA:2299:G:O4'	2.10	0.52
26:BB:110:G:H2'	26:BB:111:G:C8	2.43	0.52
36:DP:111:ARG:HG3	36:DP:111:ARG:HH21	1.75	0.52
40:BT:78:LEU:CD2	40:BT:78:LEU:O	2.56	0.52
22:AV:4:VAL:C	22:AV:6:ASP:N	2.61	0.52
29:DE:3:GLY:O	29:DE:4:ILE:CB	2.54	0.52
29:DE:2:LYS:HZ1	29:DE:96:PHE:HD1	1.56	0.52
6:CF:7:ASN:HD21	6:CF:62:TRP:HD1	1.58	0.52
11:AK:38:ASN:HD22	11:AK:38:ASN:N	2.07	0.52
1:CA:1070:U:H2'	1:CA:1071:C:H6	1.75	0.52
27:BC:209:PHE:O	27:BC:211:ARG:HG3	2.09	0.52
4:CD:121:VAL:O	4:CD:134:ASP:HA	2.10	0.52
42:BV:23:GLU:OE1	42:BV:23:GLU:HA	2.07	0.52
47:B0:69:GLN:OE1	47:B0:71:ARG:HD3	2.09	0.52
25:DA:140:G:O2'	25:DA:141:A:N3	2.42	0.52
25:DA:2301:C:H2'	25:DA:2302:G:H8	1.74	0.52
46:BZ:109:GLY:HA3	46:BZ:173:VAL:HG11	1.92	0.52
27:BC:6:LYS:HB3	27:BC:6:LYS:HZ2	1.72	0.52
1:CA:556:C:C2'	1:CA:557:G:H5'	2.38	0.52
25:DA:2555:U:H2'	25:DA:2556:C:H5'	1.92	0.52
49:D2:5:GLU:HA	49:D2:8:LYS:HG3	1.92	0.52
2:AB:95:GLN:HG3	2:AB:148:TYR:HD1	1.74	0.52
25:DA:2572:A:H8	29:DE:144:ARG:HB3	1.72	0.52
1:AA:24:U:H2'	1:AA:25:C:C6	2.44	0.52
25:BA:302:C:H2'	25:BA:303:U:C6	2.43	0.52
25:DA:2290:G:N1	25:DA:2343:C:O2	2.43	0.52
25:DA:272:G:C2	25:DA:272(B):G:C4	2.97	0.52
25:DA:1657:C:H2'	25:DA:1658:C:C6	2.45	0.52
25:DA:239:U:H2'	25:DA:240:G:O4'	2.09	0.52
25:BA:1027:A:C2	25:BA:2488:A:H5'	2.44	0.52
1:AA:102:G:O2'	1:AA:103:C:H5'	2.09	0.52
25:BA:606:U:H4'	25:BA:658:C:H4'	1.90	0.52
4:CD:25:ARG:O	4:CD:27:TYR:N	2.42	0.52
25:BA:1578:U:OP2	25:BA:1578:U:H6	1.92	0.52
50:B3:59:VAL:HG12	50:B3:60:GLU:N	2.25	0.52
1:AA:1060:C:O2'	10:AJ:56:HIS:HD2	1.93	0.52
25:BA:154:G:C5	25:BA:154(A):C:C4	2.98	0.52
2:CB:161:ALA:CB	2:CB:185:ILE:HD11	2.17	0.52
2:CB:42:ILE:HD13	2:CB:203:GLY:HA2	1.92	0.52

Continued on next page...

Continued from previous page...

Atom-1	Atom-2	Interatomic distance (Å)	Clash overlap (Å)
2:CB:56:ARG:NH1	2:CB:56:ARG:HG2	2.25	0.52
2:CB:92:TYR:C	2:CB:92:TYR:CD1	2.83	0.52
50:D3:10:LYS:CG	50:D3:11:SER:H	2.16	0.52
50:D3:6:VAL:CG1	50:D3:56:VAL:HA	2.39	0.52
34:DN:25:ARG:NH1	34:DN:25:ARG:CG	2.65	0.52
42:DV:58:VAL:HB	42:DV:98:GLU:CG	2.39	0.52
48:D1:86:SER:HB3	48:D1:89:GLU:CD	2.30	0.52
9:CI:121:ARG:HD3	9:CI:121:ARG:C	2.30	0.52
2:CB:137:ARG:HH12	2:CB:141:GLU:HB2	1.74	0.52
22:CV:180:TYR:CZ	22:CV:182:GLY:HA2	2.45	0.52
1:CA:1234:C:H1'	1:CA:1364:U:O2	2.09	0.52
25:BA:1171:G:H22	25:BA:1175:U:H5''	1.74	0.52
45:DY:2:ARG:CD	45:DY:3:VAL:N	2.72	0.52
25:BA:1748:G:H8	25:BA:1748:G:H5'	1.75	0.52
31:BG:66:GLN:HB3	31:BG:92:VAL:HG21	1.90	0.52
25:BA:2799:C:H3'	25:BA:2799:C:OP2	2.10	0.52
28:BD:102:LYS:O	28:BD:103:ARG:HG2	2.10	0.52
40:BT:28:VAL:HG13	40:BT:46:GLU:CB	2.40	0.52
27:BC:173:HIS:ND1	27:BC:173:HIS:N	2.58	0.52
1:CA:1300:G:O2'	1:CA:1301:U:H5''	2.09	0.52
13:CM:20:THR:C	13:CM:22:ILE:H	2.11	0.52
36:BP:63:PRO:C	36:BP:65:ARG:N	2.63	0.52
5:AE:41:VAL:O	5:AE:67:VAL:HG12	2.10	0.52
32:BH:70:THR:O	32:BH:71:LEU:C	2.47	0.52
25:BA:1803:A:C2	25:BA:1822:G:N3	2.75	0.52
8:AH:65:TYR:HA	8:AH:79:VAL:HG23	1.90	0.52
15:CO:9:GLN:O	15:CO:11:VAL:N	2.43	0.52
25:BA:1021:A:H8	25:BA:1021:A:H3'	1.74	0.52
14:CN:6:LEU:O	14:CN:8:GLU:N	2.42	0.52
10:AJ:54:PHE:CD1	10:AJ:55:LYS:HE3	2.44	0.52
14:AN:22:THR:HB	14:AN:33:VAL:HG21	1.92	0.52
27:DC:80:LYS:HA	27:DC:84:ILE:HD11	1.92	0.52
10:CJ:16:LEU:HD11	10:CJ:69:ASN:O	2.09	0.52
1:AA:741:G:O2'	1:AA:742:G:H5'	2.09	0.52
25:BA:932:G:H3'	25:BA:932:G:OP1	2.09	0.52
25:BA:932:G:H4'	25:BA:933:A:O5'	2.10	0.52
25:BA:309:G:H4'	45:BY:18:GLY:HA3	1.91	0.52
26:BB:8:U:C5'	39:BS:17:ARG:HH12	2.23	0.52
1:CA:190:U:C2	20:CT:105:SER:HB2	2.44	0.52
25:BA:389:G:C5'	48:B1:26:ARG:HH12	2.19	0.52
25:BA:141:A:H1'	25:BA:1408:C:HO2'	1.73	0.52

Continued on next page...

Continued from previous page...

Atom-1	Atom-2	Interatomic distance (Å)	Clash overlap (Å)
28:DD:70:TRP:CZ3	28:DD:150:LYS:HA	2.43	0.52
22:AV:83:MET:HE1	22:AV:88:TYR:HB3	1.92	0.52
4:AD:76:ARG:C	4:AD:78:LEU:N	2.60	0.52
25:DA:1529:G:H2'	25:DA:1530:C:C6	2.44	0.52
30:DF:65:TRP:HB3	30:DF:66:PRO:HD2	1.89	0.52
1:CA:1409:C:O2'	1:CA:1410:G:H5'	2.09	0.52
48:D1:29:GLY:C	48:D1:31:GLY:H	2.13	0.52
27:DC:101:ILE:CG2	27:DC:102:GLN:N	2.71	0.52
43:BW:9:TYR:H	43:BW:102:HIS:CD2	2.27	0.52
33:DI:31:LEU:HD21	33:DI:38:LEU:HG	1.91	0.52
2:AB:173:ALA:HA	2:AB:176:GLU:HB2	1.92	0.52
32:BH:149:ARG:HD3	32:BH:164:TYR:CE1	2.45	0.52
49:D2:37:PHE:O	49:D2:41:ILE:HG12	2.10	0.52
25:BA:1654:A:OP1	38:BR:3:HIS:O	2.26	0.52
34:BN:17:ASP:OD2	34:BN:18:ALA:N	2.42	0.52
33:BI:62:LYS:HD2	33:BI:62:LYS:C	2.30	0.52
3:AC:175:LEU:HD21	3:AC:201:TYR:CE2	2.45	0.52
47:D0:37:LEU:O	47:D0:38:VAL:HG23	2.09	0.52
6:AF:98:LEU:HD12	6:AF:98:LEU:N	2.24	0.52
25:BA:1034:G:H5'	56:B9:18:ARG:HD2	1.91	0.52
1:CA:443:C:H2'	1:CA:444:C:H6	1.75	0.52
18:AR:53:ARG:HB2	18:AR:63:GLN:NE2	2.24	0.52
1:CA:1080:A:H4'	5:CE:16:THR:HB	1.91	0.52
45:BY:31:LEU:CB	45:BY:32:PRO:HA	2.39	0.52
25:DA:1416:G:H2'	25:DA:1417:C:C5	2.44	0.52
1:CA:913:A:H4'	1:CA:914:A:O5'	2.09	0.52
25:BA:2006:C:H2'	25:BA:2007:C:H6	1.75	0.52
43:BW:90:ARG:HG3	43:BW:90:ARG:HH11	1.75	0.52
25:DA:1321:A:H2'	25:DA:1322:A:O4'	2.09	0.52
55:D8:21:LYS:HD3	55:D8:48:PHE:CE2	2.45	0.52
25:BA:2540:C:O2'	25:BA:2740:A:N3	2.39	0.52
25:BA:1354:A:H2'	25:BA:1355:G:O4'	2.10	0.52
38:BR:103:ARG:HH11	43:BW:40:ASN:ND2	2.06	0.52
3:AC:131:ARG:NH2	3:AC:167:TRP:O	2.43	0.52
42:DV:33:VAL:HG23	42:DV:59:ALA:O	2.09	0.52
8:AH:9:MET:HB2	8:AH:32:LYS:HE2	1.92	0.52
12:AL:86:ARG:HH11	12:AL:86:ARG:HB2	1.73	0.52
25:BA:1518:U:H2'	25:BA:1519:G:O4'	2.09	0.52
35:DO:97:ARG:HA	35:DO:117:LEU:HD21	1.90	0.52
1:AA:1285:A:H4'	1:AA:1286:A:O5'	2.10	0.52
32:BH:44:VAL:O	32:BH:46:GLU:CD	2.47	0.52

Continued on next page...

Continued from previous page...

Atom-1	Atom-2	Interatomic distance (Å)	Clash overlap (Å)
25:DA:2182:G:H2'	25:DA:2183:C:H6	1.74	0.52
25:DA:2645:G:C3'	25:DA:2646:C:C5'	2.79	0.52
1:CA:1116:C:H2'	1:CA:1117:G:C5'	2.15	0.52
1:CA:1285:A:H1'	1:CA:1286:A:OP2	2.09	0.52
13:AM:82:MET:HE3	25:BA:888:C:H1'	1.91	0.52
29:DE:70:ALA:O	29:DE:73:GLU:N	2.40	0.52
36:DP:12:ALA:HB1	36:DP:16:ARG:HB3	1.90	0.52
26:BB:42:C:O2'	31:BG:66:GLN:HG2	2.08	0.52
31:BG:43:LEU:CB	31:BG:88:ILE:HD11	2.40	0.52
8:CH:4:ASP:CG	8:CH:85:ARG:HH12	2.13	0.52
28:BD:30:GLU:HB2	28:BD:104:TYR:OH	2.10	0.52
25:DA:2657:A:O2'	32:DH:160:LYS:HE3	2.10	0.52
40:DT:74:ARG:HD2	40:DT:76:PHE:CZ	2.45	0.52
34:DN:26:LEU:HG	34:DN:30:ILE:HD11	1.92	0.52
27:BC:118:PRO:HD2	27:BC:148:PHE:CD1	2.45	0.52
15:CO:33:THR:HA	15:CO:63:ARG:NH2	2.19	0.52
40:DT:89:VAL:HG12	40:DT:91:ARG:CG	2.39	0.52
22:CV:19:LEU:HD22	22:CV:63:ILE:CD1	2.39	0.52
1:AA:1199:U:H4'	10:AJ:54:PHE:CE1	2.45	0.52
47:D0:27:GLU:OE1	47:D0:68:GLU:HA	2.10	0.52
36:BP:30:THR:HG22	36:BP:31:ALA:H	1.74	0.52
3:CC:108:ASN:CB	3:CC:111:LEU:HD12	2.40	0.52
43:BW:92:ARG:HG2	43:BW:92:ARG:NH1	2.25	0.52
28:DD:111:LEU:O	28:DD:112:GLN:HG3	2.10	0.52
1:CA:233:C:H2'	1:CA:234:C:C6	2.40	0.52
25:BA:2124:G:H4'	27:BC:175:PRO:HG3	1.91	0.52
25:BA:1040:C:N3	25:BA:1115:G:O6	2.43	0.52
45:BY:20:TYR:CZ	45:BY:42:VAL:HA	2.44	0.52
1:AA:1041:A:H2'	1:AA:1042:G:C8	2.45	0.52
25:BA:1718:G:C8	25:BA:1718:G:H5'	2.44	0.52
1:CA:37:U:O2'	1:CA:38:G:H5'	2.09	0.52
25:DA:1278:A:O3'	38:DR:34:ILE:HD12	2.09	0.52
34:BN:120:LEU:HD22	34:BN:120:LEU:C	2.30	0.52
25:BA:1434:A:C2'	25:BA:1435:G:H5'	2.40	0.52
4:AD:101:LEU:CB	4:AD:138:TYR:HB3	2.37	0.52
25:BA:213:A:H2'	25:BA:214:G:O4'	2.09	0.52
1:AA:538:G:OP1	12:AL:111:LYS:N	2.40	0.52
25:DA:2496:C:O2'	25:DA:2497:A:H5'	2.10	0.52
25:DA:55:G:H2'	25:DA:56:A:H8	1.74	0.52
35:DO:49:ARG:NH1	35:DO:49:ARG:HG2	2.24	0.52
27:DC:54:ARG:HH11	27:DC:54:ARG:CB	2.23	0.52

Continued on next page...

Continued from previous page...

Atom-1	Atom-2	Interatomic distance (Å)	Clash overlap (Å)
25:DA:1843:C:O2'	25:DA:1844:C:H5'	2.10	0.52
30:BF:83:PHE:O	30:BF:84:VAL:HB	2.09	0.52
25:BA:2065:C:H2'	25:BA:2066:C:C6	2.44	0.52
1:CA:1327:C:O2'	1:CA:1328:C:H5'	2.09	0.52
25:BA:1949:G:H2'	25:BA:1950:G:C8	2.44	0.52
25:DA:2478:A:C2'	25:DA:2479:G:H5'	2.40	0.52
12:AL:94:ARG:C	12:AL:95:TYR:CD1	2.83	0.52
1:CA:1338:G:H2'	1:CA:1339:A:C8	2.44	0.52
33:DI:29:TYR:C	33:DI:32:PRO:HD2	2.30	0.52
25:BA:1436:G:H1'	25:BA:1477:A:O2'	2.10	0.52
28:DD:228:PRO:HD3	28:DD:235:GLY:HA3	1.92	0.52
1:CA:560:U:H5'	1:CA:566:G:N2	2.24	0.52
25:DA:2203:U:O2'	28:DD:151:LYS:HG2	2.09	0.52
14:AN:46:GLU:O	14:AN:50:LYS:HG3	2.09	0.52
3:AC:115:LEU:O	3:AC:119:ARG:HB2	2.09	0.52
1:AA:1348:U:C4'	9:AI:120:ARG:HD2	2.19	0.52
32:BH:46:GLU:CG	32:BH:51:ARG:HB2	2.28	0.52
46:DZ:128:SER:HB3	46:DZ:131:ASN:ND2	2.03	0.52
42:DV:40:LEU:CA	42:DV:45:THR:HB	2.38	0.52
42:DV:65:GLY:HA3	42:DV:91:TYR:CZ	2.45	0.52
25:DA:953:A:O2'	25:DA:954:G:H5'	2.09	0.52
25:DA:952:G:P	37:DQ:16:ARG:HH12	2.32	0.52
26:DB:76:G:H21	46:DZ:74:ASN:HD21	1.56	0.52
20:AT:43:LEU:HB3	20:AT:52:ALA:HA	1.92	0.52
9:CI:65:VAL:HG21	9:CI:73:GLN:CG	2.39	0.52
2:CB:144:ARG:HA	2:CB:147:LYS:HB3	1.92	0.52
1:AA:1223:C:OP2	1:AA:1224:G:N7	2.42	0.52
9:CI:126:SER:O	9:CI:128:ARG:HD2	2.09	0.52
1:AA:345:C:H4'	1:AA:346:G:C5'	2.19	0.52
25:BA:275:G:C2'	25:BA:276:A:H4'	2.38	0.52
25:BA:276:A:C3'	25:BA:276:A:N3	2.72	0.52
1:AA:1028:C:H2'	1:AA:1029:C:H5'	1.91	0.52
45:BY:61:ILE:C	45:BY:62:GLU:OE2	2.48	0.52
25:DA:275:G:C8	25:DA:275:G:C3'	2.93	0.52
25:BA:624:C:O2	25:BA:657:U:H4'	2.10	0.52
25:DA:1999:C:H4'	25:DA:2723:C:O2	2.10	0.52
1:AA:1149:C:OP2	9:AI:9:ARG:NH2	2.43	0.52
5:AE:72:GLN:HG3	5:AE:77:PRO:HA	1.91	0.52
5:AE:73:ASN:O	5:AE:75:THR:HG22	2.10	0.52
25:BA:1827:C:C2'	25:BA:1828:G:H5'	2.39	0.52
22:CV:71:GLN:HA	22:CV:109:THR:HG21	1.92	0.52

Continued on next page...

Continued from previous page...

Atom-1	Atom-2	Interatomic distance (Å)	Clash overlap (Å)
3:CC:96:GLY:O	3:CC:97:LYS:CB	2.58	0.52
1:CA:1367:C:H5'	10:CJ:60:ARG:CZ	2.40	0.52
25:BA:2758:A:H2'	25:BA:2759:G:C5'	2.32	0.52
8:AH:1:MET:N	8:AH:1:MET:SD	2.72	0.52
25:BA:674:G:C1'	30:BF:74:ARG:HD2	2.39	0.52
47:D0:40:GLN:HE21	47:D0:44:ARG:N	2.07	0.52
1:CA:1202:G:H2'	1:CA:1203:C:H6	1.74	0.52
1:CA:1025:U:H5''	1:CA:1026:G:OP1	2.10	0.52
39:DS:57:LYS:HG2	39:DS:58:LEU:H	1.75	0.52
30:DF:164:ARG:HG3	30:DF:175:THR:OG1	2.10	0.52
39:BS:67:ARG:HH11	39:BS:100:ALA:N	2.04	0.52
33:BI:69:LYS:HE3	33:BI:73:GLU:OE1	2.10	0.52
1:CA:79:G:H1'	1:CA:80:G:OP1	2.10	0.52
1:CA:1011:G:H2'	1:CA:1012:U:C6	2.44	0.52
1:CA:536:C:H2'	1:CA:537:G:H8	1.75	0.52
27:BC:15:VAL:HG13	27:BC:223:VAL:HG12	1.91	0.52
55:D8:40:GLU:O	55:D8:44:LYS:CD	2.57	0.52
1:AA:1006:C:H2'	1:AA:1007:C:C5	2.44	0.52
39:DS:85:VAL:HG23	39:DS:86:ALA:N	2.24	0.52
6:AF:8:ILE:CG2	6:AF:9:VAL:N	2.72	0.52
20:CT:43:LEU:HB2	20:CT:52:ALA:HA	1.92	0.52
18:AR:86:VAL:HG12	18:AR:87:ARG:HD2	1.92	0.52
16:CP:28:ARG:HG2	16:CP:29:ASP:OD2	2.09	0.52
4:CD:175:SER:OG	4:CD:184:LYS:HB2	2.09	0.52
17:AQ:91:ARG:CB	17:AQ:91:ARG:HH11	2.21	0.52
25:DA:1190:G:H2'	25:DA:1191:G:C8	2.42	0.52
1:AA:1163:C:H2'	1:AA:1164:G:C8	2.45	0.52
22:AV:13:VAL:CG2	22:AV:14:LYS:N	2.73	0.52
38:BR:97:VAL:HG22	38:BR:114:VAL:HG22	1.92	0.52
31:BG:172:LEU:HD21	31:BG:176:LEU:HD11	1.92	0.52
44:DX:65:ARG:HG2	44:DX:65:ARG:NH1	2.22	0.52
26:DB:11:C:O5'	26:DB:12:C:H5	1.93	0.52
35:BO:17:ARG:HD3	35:BO:47:ILE:CD1	2.40	0.52
25:DA:492:A:H2'	25:DA:493:G:O4'	2.10	0.52
25:DA:1275:A:N1	25:DA:1295:C:O2'	2.35	0.52
40:BT:24:PRO:HB3	40:BT:99:LEU:HD21	1.90	0.52
27:BC:178:LYS:O	27:BC:186:LEU:HD11	2.08	0.52
1:AA:996:A:H2'	1:AA:997:U:C6	2.44	0.52
3:AC:126:ARG:O	3:AC:127:ARG:C	2.48	0.52
27:BC:59:VAL:O	27:BC:165:ARG:HA	2.10	0.52
1:AA:1228:C:N4	13:AM:104:ARG:O	2.42	0.52

Continued on next page...

Continued from previous page...

Atom-1	Atom-2	Interatomic distance (Å)	Clash overlap (Å)
43:BW:111:HIS:CG	43:BW:112:GLY:N	2.78	0.52
25:DA:1151:G:H2'	25:DA:1152:C:H6	1.71	0.52
22:CV:104:PHE:CE1	22:CV:124:PRO:HG3	2.45	0.52
1:CA:1463:C:O2'	1:CA:1464:G:H5'	2.10	0.52
1:CA:562:C:C6	1:CA:562:C:H5'	2.44	0.52
37:BQ:36:ALA:HB2	37:BQ:103:MET:SD	2.50	0.52
1:CA:35:G:H2'	1:CA:36:C:C6	2.44	0.52
1:CA:34:C:N4	1:CA:550:G:H1	2.06	0.52
25:DA:1712:C:H2'	25:DA:1713:U:H6	1.74	0.52
46:BZ:41:VAL:HG13	46:BZ:42:GLU:N	2.25	0.52
26:DB:118:G:H2'	26:DB:119:G:H8	1.74	0.52
53:D6:9:LEU:HD21	53:D6:11:LEU:HB3	1.92	0.52
56:B9:17:ILE:HG23	56:B9:18:ARG:N	2.24	0.52
1:AA:681:C:O2'	1:AA:682:G:H5'	2.10	0.52
25:DA:1353:A:H4'	28:DD:38:LYS:NZ	2.24	0.52
5:CE:43:LEU:N	5:CE:136:MET:HE1	2.25	0.52
2:CB:100:GLY:O	2:CB:101:MET:C	2.49	0.52
2:CB:105:PHE:O	2:CB:106:LYS:C	2.48	0.52
4:AD:147:ALA:HA	4:AD:182:LYS:HA	1.91	0.52
44:BX:29:TRP:CZ3	44:BX:78:LYS:HD3	2.45	0.52
43:BW:29:LEU:CD1	43:BW:51:LEU:HD11	2.39	0.52
25:DA:1858:G:H2'	25:DA:1883:G:H22	1.73	0.52
25:BA:2406:U:N3	36:BP:75:ILE:HD12	2.24	0.52
37:BQ:107:ALA:O	37:BQ:109:VAL:HG23	2.09	0.52
31:DG:23:PHE:O	31:DG:24:GLY:C	2.48	0.52
25:DA:1641:A:H2'	25:DA:1642:G:O4'	2.10	0.52
33:BI:116:LEU:HG	33:BI:117:GLU:H	1.75	0.52
9:AI:47:LEU:N	9:AI:47:LEU:HD12	2.24	0.52
46:DZ:55:VAL:HG13	46:DZ:90:LEU:HD11	1.92	0.52
2:CB:217:ARG:HA	2:CB:220:ASP:OD2	2.10	0.52
2:CB:8:LYS:O	2:CB:11:LEU:N	2.43	0.52
25:DA:1019:U:O2'	25:DA:1021:A:H2	1.92	0.52
41:DU:64:ARG:O	41:DU:67:ALA:HB3	2.09	0.52
42:DV:15:GLU:HG2	42:DV:16:PRO:CD	2.39	0.52
26:DB:76:G:O3'	46:DZ:18:ARG:NH2	2.42	0.52
37:DQ:42:ILE:HG12	37:DQ:103:MET:CE	2.40	0.52
25:DA:2108:C:C2	25:DA:2182:G:C6	2.97	0.52
1:CA:1346:A:H5''	9:CI:120:ARG:HH12	1.73	0.52
1:CA:1129:C:OP1	1:CA:1130:A:C5'	2.58	0.52
29:BE:39:PRO:HG3	29:BE:45:THR:OG1	2.10	0.52
25:BA:1397:U:C2'	25:BA:1397:U:O2	2.56	0.52

Continued on next page...

Continued from previous page...

Atom-1	Atom-2	Interatomic distance (Å)	Clash overlap (Å)
10:AJ:28:ARG:NH1	10:AJ:28:ARG:HG2	2.25	0.52
40:BT:100:TYR:C	40:BT:102:ILE:H	2.14	0.52
25:DA:1747(A):G:C2	25:DA:1748:G:C8	2.98	0.52
40:BT:28:VAL:CG2	40:BT:46:GLU:HG3	2.40	0.52
29:BE:51:PHE:CD2	29:BE:52:LEU:N	2.77	0.52
29:BE:71:GLY:O	29:BE:73:GLU:N	2.43	0.52
13:AM:95:GLY:O	13:AM:96:LEU:HD23	2.10	0.52
2:AB:141:GLU:O	2:AB:142:LEU:C	2.48	0.52
23:CW:4:G:H2'	23:CW:5:G:C8	2.45	0.52
25:BA:363(F):A:HO2'	25:BA:364:C:H5	1.55	0.52
1:CA:1060:C:O2'	1:CA:1061:G:H5'	2.10	0.52
3:CC:43:LEU:N	3:CC:43:LEU:CD1	2.73	0.52
9:CI:114:TYR:N	9:CI:114:TYR:CD2	2.78	0.52
42:BV:91:TYR:C	42:BV:91:TYR:HD1	2.12	0.52
33:DI:45:LYS:C	33:DI:47:LEU:H	2.13	0.52
37:BQ:133:ARG:O	37:BQ:134:ARG:HB2	2.09	0.52
2:CB:114:ARG:HA	2:CB:117:GLU:CG	2.40	0.52
1:AA:370:C:H2'	1:AA:371:G:H8	1.73	0.52
10:CJ:16:LEU:O	10:CJ:20:ALA:HB2	2.10	0.52
22:AV:149:LYS:NZ	22:AV:163:LEU:HA	2.20	0.52
39:DS:97:ARG:NH2	39:DS:98:VAL:CA	2.65	0.52
23:AW:1:C:H2'	23:AW:2:G:H8	1.75	0.52
27:BC:29:LEU:HD11	27:BC:33:LEU:HD21	1.92	0.52
28:DD:30:GLU:HA	28:DD:83:GLU:OE2	2.10	0.52
39:DS:85:VAL:H	39:DS:106:ARG:CB	2.21	0.52
6:AF:69:GLU:O	6:AF:72:VAL:HG12	2.09	0.52
11:AK:108:ILE:HG22	18:AR:87:ARG:HA	1.91	0.52
25:DA:1496:A:C8	25:DA:1577:C:O2'	2.60	0.52
4:CD:110:PHE:HD1	4:CD:110:PHE:N	2.07	0.52
9:AI:57:GLY:C	9:AI:59:PHE:H	2.13	0.52
28:DD:146:GLU:HA	28:DD:152:GLY:O	2.10	0.52
4:CD:38:TYR:CZ	4:CD:45:GLN:NE2	2.78	0.52
2:CB:87:ARG:HG3	2:CB:233:SER:OG	2.09	0.52
1:CA:1256:A:O3'	1:CA:1257:U:H4'	2.10	0.52
1:CA:1277:C:C3'	1:CA:1278:U:H5'	2.39	0.52
26:BB:56:G:H5'	31:BG:27:ASN:HD21	1.74	0.52
25:BA:1885:A:C8	25:BA:1885:A:H5'	2.38	0.52
1:CA:522:C:H41	12:CL:50:ARG:HH22	1.55	0.52
25:BA:2171:A:H4'	25:BA:2172:U:C5'	2.37	0.52
25:DA:494:G:OP1	43:DW:8:ARG:NH1	2.43	0.52
25:BA:374:A:H2'	25:BA:375:C:H5'	1.92	0.52

Continued on next page...

Continued from previous page...

Atom-1	Atom-2	Interatomic distance (Å)	Clash overlap (Å)
23:CW:35:A:O2'	23:CW:36:U:H5'	2.09	0.52
25:DA:587:C:O2'	25:DA:588:U:OP2	2.22	0.52
28:DD:142:VAL:HG23	28:DD:192:THR:O	2.09	0.52
23:AW:29:G:O2'	23:AW:30:G:H5'	2.10	0.52
1:CA:1074:G:H1	1:CA:1083:U:H3	1.58	0.52
40:BT:70:VAL:HG12	40:BT:71:GLY:H	1.74	0.52
25:BA:2880:C:O2'	38:BR:90:ARG:HD3	2.09	0.52
46:BZ:39:ASP:O	46:BZ:40:LEU:C	2.48	0.52
56:B9:26:ILE:HD12	56:B9:26:ILE:N	2.25	0.52
25:DA:1608:A:H1'	25:DA:1610:A:OP2	2.10	0.52
1:AA:492:G:H2'	1:AA:493:G:H8	1.72	0.52
25:BA:1864:U:C2'	25:BA:1865:G:H5'	2.40	0.52
48:B1:64:ALA:O	48:B1:67:ILE:HG13	2.09	0.52
1:AA:617:G:H4'	16:AP:44:THR:O	2.10	0.52
15:AO:30:ALA:HB2	15:AO:85:LEU:HD11	1.91	0.52
21:AU:18:TYR:HB3	21:AU:22:ARG:O	2.10	0.52
2:CB:60:ASP:O	2:CB:64:ARG:HG2	2.10	0.52
28:DD:118:VAL:HG13	28:DD:123:ALA:HB2	1.91	0.52
42:BV:43:GLU:HA	42:BV:43:GLU:OE1	2.08	0.52
42:BV:89:GLN:OE1	42:BV:89:GLN:HA	2.09	0.52
39:DS:64:GLU:O	39:DS:67:ARG:HB2	2.10	0.52
31:DG:165:THR:OG1	31:DG:168:GLU:HG3	2.10	0.52
36:BP:59:LEU:HA	36:BP:61:ARG:CZ	2.34	0.52
1:AA:1187:G:H2'	1:AA:1188:A:C8	2.45	0.52
3:AC:15:THR:CG2	3:AC:181:ASN:HB2	2.34	0.52
46:DZ:60:LEU:HD22	46:DZ:60:LEU:N	2.25	0.52
25:DA:543:C:N3	25:DA:551:G:C2	2.77	0.52
2:CB:238:LEU:O	2:CB:239:VAL:C	2.49	0.52
41:DU:50:ARG:HD3	41:DU:53:ARG:NH2	2.24	0.52
42:DV:51:VAL:CG1	42:DV:52:VAL:H	2.11	0.52
25:DA:1187:G:H5''	42:DV:81:TYR:CE2	2.44	0.52
32:BH:154:PRO:HB3	32:BH:163:TYR:CZ	2.44	0.52
1:CA:1370:G:O2'	1:CA:1371:G:H5'	2.10	0.52
7:CG:113:GLU:HG3	7:CG:119:ARG:HA	1.92	0.52
21:CU:9:ARG:HH11	21:CU:22:ARG:HG3	1.73	0.52
25:BA:999:U:H2'	25:BA:1000:A:C5'	2.40	0.52
29:DE:61:ARG:HD2	29:DE:62:PRO:HD3	1.91	0.52
22:CV:126:THR:HG22	22:CV:176:ARG:HG2	1.91	0.52
25:BA:2371:G:H4'	53:B6:45:LYS:CG	2.39	0.52
30:DF:4:VAL:O	30:DF:4:VAL:HG23	2.10	0.52
10:AJ:4:ILE:HG12	10:AJ:100:THR:HG21	1.91	0.52

Continued on next page...

Continued from previous page...

Atom-1	Atom-2	Interatomic distance (Å)	Clash overlap (Å)
25:DA:157:U:C4	25:DA:158:U:C5	2.98	0.52
25:DA:158:U:H1'	25:DA:159:U:C4'	2.40	0.52
31:BG:152:LEU:HG	31:BG:153:ARG:H	1.75	0.52
26:BB:41:U:O4	31:BG:71:THR:HA	2.10	0.52
29:DE:104:VAL:HG11	29:DE:188:VAL:HG23	1.92	0.52
2:AB:25:ASN:O	2:AB:27:LYS:N	2.43	0.52
2:AB:56:ARG:O	2:AB:60:ASP:HB2	2.10	0.52
25:BA:2477:C:H3'	25:BA:2477:C:H6	1.74	0.52
3:CC:70:VAL:CG1	3:CC:71:ALA:N	2.73	0.52
1:AA:542:G:O2'	1:AA:543:C:H5'	2.09	0.52
10:CJ:49:VAL:CG2	14:CN:41:ARG:HD2	2.40	0.52
42:BV:19:LYS:NZ	42:BV:20:LEU:HB2	2.24	0.52
33:DI:47:LEU:O	33:DI:50:ARG:HB3	2.09	0.52
25:DA:72:U:C5	49:D2:61:LEU:HB3	2.45	0.52
15:CO:27:VAL:O	15:CO:28:GLN:C	2.49	0.52
1:AA:1053:G:O5'	1:AA:1054:C:H3'	2.09	0.52
36:DP:88:LEU:N	36:DP:88:LEU:HD12	2.25	0.52
25:BA:857:C:O2	25:BA:857:C:H2'	2.08	0.52
6:CF:79:LEU:O	6:CF:81:ILE:N	2.43	0.52
5:CE:69:VAL:O	5:CE:71:LEU:N	2.42	0.52
12:AL:39:THR:HG23	12:AL:39:THR:O	2.10	0.52
8:AH:86:ILE:HG21	8:AH:133:LEU:HD22	1.92	0.52
20:AT:72:LEU:HD22	20:AT:77:ALA:HB2	1.91	0.52
51:D4:46:ASN:ND2	51:D4:47:VAL:N	2.58	0.52
1:CA:1456:G:C2'	1:CA:1457:G:H5'	2.40	0.52
20:CT:40:ALA:C	20:CT:42:GLN:N	2.61	0.52
6:AF:42:GLU:C	6:AF:44:GLY:N	2.62	0.52
1:AA:939:G:P	7:AG:95:ARG:HH22	2.33	0.52
6:CF:15:ASP:OD1	6:CF:17:SER:HB2	2.10	0.52
25:BA:2629:A:N3	25:BA:2629:A:H3'	2.24	0.52
27:DC:78:ILE:HG12	27:DC:100:ILE:HG21	1.92	0.52
25:DA:2291:U:H2'	25:DA:2292:C:C6	2.45	0.52
11:AK:41:THR:HG21	11:AK:71:LYS:HB3	1.92	0.52
22:CV:167:PRO:O	22:CV:169:GLU:N	2.43	0.52
1:AA:998:G:H2'	1:AA:999:C:O4'	2.09	0.52
27:DC:101:ILE:CG2	27:DC:102:GLN:H	2.21	0.52
3:AC:140:ARG:HG3	3:AC:140:ARG:NH1	2.23	0.52
8:AH:103:VAL:HG21	8:AH:110:ALA:HB2	1.90	0.52
25:DA:784:A:H5'	25:DA:785:G:OP1	2.10	0.52
34:BN:70:LYS:HE3	34:BN:72:TYR:HE2	1.75	0.52
50:B3:8:LEU:HD23	50:B3:54:VAL:HG22	1.91	0.52

Continued on next page...

Continued from previous page...

Atom-1	Atom-2	Interatomic distance (Å)	Clash overlap (Å)
49:B2:64:LEU:HD21	49:B2:68:ARG:NE	2.25	0.52
34:BN:89:LYS:HB3	34:BN:89:LYS:NZ	2.25	0.52
34:BN:56:ASN:O	34:BN:57:ALA:O	2.28	0.52
25:BA:2826:A:C3'	25:BA:2827:C:H5'	2.40	0.52
1:CA:591:U:OP2	8:CH:30:ARG:NH2	2.43	0.52
49:D2:19:VAL:O	49:D2:23:LYS:HG3	2.09	0.52
4:AD:132:ARG:HH11	4:AD:132:ARG:HG2	1.74	0.52
26:BB:11:C:H3'	26:BB:12:C:H6	1.74	0.52
1:AA:1484:C:O2'	1:AA:1485:U:H5'	2.09	0.52
25:BA:758:C:O2	25:BA:1981:A:H2	1.93	0.52
25:DA:1904:G:N2	25:DA:1905:C:H1'	2.25	0.52
1:AA:1402:C:H2'	1:AA:1403:C:O4'	2.09	0.52
25:DA:1902:C:C5'	28:DD:246:PRO:HD3	2.40	0.51
9:AI:96:LEU:HD11	9:AI:102:LEU:HB2	1.91	0.51
25:BA:160:U:H1'	25:BA:171:G:O5'	2.10	0.51
25:DA:1141:U:P	34:DN:25:ARG:HH12	2.33	0.51
44:DX:92:LEU:C	44:DX:94:GLY:H	2.13	0.51
7:CG:25:ALA:HA	7:CG:28:ASN:ND2	2.22	0.51
25:BA:2803:C:H2'	25:BA:2804:C:C6	2.45	0.51
30:BF:4:VAL:N	30:BF:19:GLU:HB3	2.24	0.51
1:AA:184:G:H4'	1:AA:224:C:H4'	1.92	0.51
25:DA:1246:A:P	36:DP:18:ARG:HG3	2.49	0.51
30:DF:34:TRP:CH2	36:DP:12:ALA:HB2	2.45	0.51
53:B6:41:PRO:HG3	53:B6:49:HIS:HE1	1.74	0.51
36:BP:98:GLU:C	36:BP:100:LEU:N	2.59	0.51
36:BP:106:LEU:HG	36:BP:107:LYS:N	2.26	0.51
32:DH:156:ALA:HB3	32:DH:158:HIS:O	2.10	0.51
2:AB:22:LYS:H	2:AB:40:HIS:HE1	1.57	0.51
2:AB:24:TRP:CZ3	2:AB:26:PRO:HA	2.45	0.51
2:AB:36:ARG:H	2:AB:41:ILE:HD13	1.76	0.51
29:BE:48:GLN:NE2	29:BE:78:LEU:HD13	2.25	0.51
13:AM:40:ASN:HD22	13:AM:43:THR:CG2	2.22	0.51
25:DA:1653:G:O5'	25:DA:1653:G:H8	1.93	0.51
4:AD:13:ARG:O	4:AD:14:ARG:HB3	2.08	0.51
34:DN:18:ALA:CB	34:DN:26:LEU:HD13	2.41	0.51
30:BF:65:TRP:CH2	30:BF:72:ARG:HB2	2.45	0.51
30:BF:152:GLU:CD	30:BF:191:ARG:HD2	2.30	0.51
39:DS:36:TYR:HA	39:DS:52:SER:HA	1.91	0.51
1:CA:1030(B):C:H6	1:CA:1030(B):C:O5'	1.92	0.51
27:DC:137:LEU:HD12	27:DC:137:LEU:N	2.25	0.51
48:B1:45:ASN:ND2	48:B1:47:GLN:NE2	2.57	0.51

Continued on next page...

Continued from previous page...

Atom-1	Atom-2	Interatomic distance (Å)	Clash overlap (Å)
36:BP:24:GLY:N	36:BP:33:ARG:CZ	2.73	0.51
3:AC:134:ILE:CG2	3:AC:151:VAL:HB	2.35	0.51
12:CL:110:ARG:CZ	12:CL:117:TYR:HE1	2.23	0.51
35:DO:90:GLN:O	35:DO:91:LEU:HB2	2.10	0.51
43:DW:58:ALA:HB1	43:DW:64:MET:SD	2.50	0.51
27:BC:69:LEU:HD11	27:BC:162:ILE:HG23	1.92	0.51
34:DN:111:PRO:HA	34:DN:114:ARG:CZ	2.40	0.51
1:AA:939:G:C5'	7:AG:102:ARG:HH12	2.18	0.51
38:DR:24:GLN:NE2	38:DR:36:THR:HG21	2.25	0.51
4:CD:78:LEU:O	4:CD:81:GLU:HB3	2.09	0.51
25:BA:2159:G:N3	25:BA:2159:G:C3'	2.72	0.51
26:BB:56:G:C5'	31:BG:27:ASN:ND2	2.72	0.51
25:BA:2620:C:OP1	29:BE:152:LYS:O	2.29	0.51
25:BA:2617:C:C2'	25:BA:2618:G:H5'	2.41	0.51
25:BA:320:A:H2'	30:BF:136:THR:HG21	1.92	0.51
37:BQ:17:LEU:HD21	37:BQ:41:TRP:HE1	1.75	0.51
25:DA:323:G:C2'	30:DF:169:ASN:ND2	2.74	0.51
43:BW:8:ARG:HB3	43:BW:9:TYR:CD1	2.45	0.51
1:CA:676:A:O2'	1:CA:677:U:H5'	2.09	0.51
54:B7:47:ARG:C	54:B7:48:LYS:HD3	2.30	0.51
38:DR:59:ASP:OD2	38:DR:62:ALA:HB3	2.09	0.51
34:BN:57:ALA:O	34:BN:58:ASP:C	2.47	0.51
3:AC:175:LEU:HD21	3:AC:201:TYR:HE2	1.75	0.51
25:BA:233:A:C2'	25:BA:234:C:H5'	2.41	0.51
8:CH:134:ILE:O	8:CH:135:CYS:HB3	2.10	0.51
1:AA:146:G:H2'	1:AA:146:G:N3	2.26	0.51
25:BA:1820:U:H4'	25:BA:1821:A:OP2	2.10	0.51
19:CS:53:ASN:OD1	19:CS:56:GLN:O	2.28	0.51
1:CA:189(D):C:H3'	1:CA:189(E):U:C5	2.44	0.51
25:BA:327:G:O2'	25:BA:328:U:H5'	2.10	0.51
1:CA:359:U:H2'	1:CA:360:A:H8	1.74	0.51
51:D4:58:TYR:O	51:D4:59:VAL:HG23	2.09	0.51
1:CA:303:A:OP1	12:CL:14:LYS:HE3	2.10	0.51
25:DA:2432:A:C6	48:D1:33:LYS:HB3	2.45	0.51
26:BB:37:C:O2	39:BS:95:HIS:NE2	2.43	0.51
39:BS:34:HIS:CE1	39:BS:54:LEU:CB	2.94	0.51
7:AG:15:ASP:OD2	7:AG:16:LEU:N	2.44	0.51
9:AI:6:GLY:O	9:AI:80:GLY:HA2	2.10	0.51
25:BA:157:U:C4	25:BA:158:U:C4	2.99	0.51
50:D3:6:VAL:HB	50:D3:54:VAL:HG11	1.90	0.51
34:DN:87:LEU:O	34:DN:91:LEU:HG	2.10	0.51

Continued on next page...

Continued from previous page...

Atom-1	Atom-2	Interatomic distance (Å)	Clash overlap (Å)
42:DV:89:GLN:OE1	42:DV:90:PRO:HD2	2.10	0.51
25:DA:863:A:H2'	25:DA:864:G:C8	2.44	0.51
25:DA:2103:C:C2'	25:DA:2104:G:H5''	2.40	0.51
25:DA:2189:U:C2'	25:DA:2190:G:H5''	2.41	0.51
45:DY:47:LYS:CD	45:DY:47:LYS:N	2.72	0.51
29:DE:52:LEU:HD22	29:DE:76:ARG:HD2	1.91	0.51
30:BF:5:ALA:N	30:BF:18:ARG:O	2.43	0.51
22:CV:110:ALA:CB	22:CV:123:THR:O	2.58	0.51
22:CV:110:ALA:HB2	22:CV:125:PRO:CD	2.39	0.51
3:AC:70:VAL:CG1	3:AC:71:ALA:N	2.73	0.51
30:DF:155:LEU:HD22	30:DF:185:ASP:O	2.10	0.51
36:DP:16:ARG:CB	36:DP:16:ARG:NH1	2.68	0.51
8:CH:7:ALA:HB2	8:CH:85:ARG:NH1	2.25	0.51
25:BA:1593:G:H2'	25:BA:1594:G:H5''	1.91	0.51
25:DA:287:C:H42	25:DA:354:G:H1	1.57	0.51
25:BA:2635:C:OP1	29:BE:77:ILE:HG21	2.09	0.51
29:BE:68:ALA:C	29:BE:70:ALA:N	2.63	0.51
55:B8:47:LYS:C	55:B8:48:PHE:O	2.46	0.51
3:CC:19:GLU:HA	3:CC:54:ARG:NH2	2.22	0.51
25:BA:1018:C:C2'	25:BA:1019:U:H5'	2.41	0.51
25:DA:1409:C:H2'	25:DA:1410:G:C8	2.46	0.51
1:AA:9:G:C2	1:AA:26:A:C2	2.98	0.51
23:CW:2:G:H5''	47:D0:8:GLY:HA2	1.92	0.51
30:DF:131:GLY:CA	30:DF:138:GLU:HB3	2.40	0.51
32:BH:127:GLU:O	32:BH:129:THR:N	2.43	0.51
10:CJ:37:PRO:HA	10:CJ:72:VAL:CG2	2.35	0.51
31:BG:75:LYS:O	31:BG:76:SER:HB3	2.10	0.51
1:AA:44:G:OP2	16:AP:12:LYS:HE3	2.10	0.51
25:DA:2070:G:H2'	25:DA:2071:A:O4'	2.09	0.51
3:CC:134:ILE:C	3:CC:136:GLN:N	2.64	0.51
46:BZ:107:PRO:HD3	46:BZ:140:VAL:HG22	1.91	0.51
40:DT:115:ARG:NE	40:DT:115:ARG:HA	2.19	0.51
26:BB:9:G:OP1	39:BS:17:ARG:NH1	2.43	0.51
1:AA:939:G:H5''	7:AG:102:ARG:CZ	2.40	0.51
6:CF:44:GLY:O	6:CF:59:TYR:HA	2.09	0.51
25:DA:2808:U:C2	25:DA:2892:A:N6	2.78	0.51
1:CA:1256:A:H61	1:CA:1278:U:H1'	1.75	0.51
25:DA:1964:G:H4'	25:DA:1965:C:OP2	2.09	0.51
5:CE:35:GLY:N	5:CE:112:LEU:HD12	2.25	0.51
38:BR:74:LYS:HE3	38:BR:77:ARG:HH21	1.72	0.51
30:BF:176:LEU:HG	30:BF:177:ALA:O	2.11	0.51

Continued on next page...

Continued from previous page...

Atom-1	Atom-2	Interatomic distance (Å)	Clash overlap (Å)
19:AS:22:LEU:HD12	19:AS:27:GLU:CB	2.41	0.51
1:AA:512:U:H2'	1:AA:513:C:H6	1.70	0.51
1:AA:538:G:H2'	1:AA:539:A:H8	1.74	0.51
3:AC:44:GLU:HA	3:AC:52:LEU:HD11	1.92	0.51
31:BG:133:LEU:HD23	31:BG:157:ILE:O	2.10	0.51
19:AS:29:ARG:HD2	19:AS:29:ARG:N	2.26	0.51
25:BA:1488:G:C6	25:BA:1489:U:N3	2.78	0.51
55:B8:29:LYS:HD3	55:B8:44:LYS:HG2	1.92	0.51
1:CA:645:C:H2'	1:CA:646:U:C6	2.41	0.51
16:AP:9:PHE:HE2	16:AP:18:ARG:CD	2.21	0.51
1:CA:1074:G:O2'	1:CA:1075:C:H5'	2.09	0.51
11:CK:27:ASN:ND2	11:CK:55:LYS:CE	2.72	0.51
25:DA:2346:A:C8	25:DA:2383:G:C4	2.99	0.51
25:BA:16:G:H2'	25:BA:17:G:H8	1.76	0.51
5:AE:152:ARG:HD3	8:AH:42:GLU:O	2.10	0.51
14:AN:34:TYR:CD1	14:AN:34:TYR:N	2.78	0.51
5:CE:47:LYS:HD2	5:CE:47:LYS:N	2.26	0.51
2:AB:164:VAL:HB	2:AB:186:ALA:HB2	1.92	0.51
1:CA:590:C:H2'	1:CA:591:U:C6	2.44	0.51
49:D2:22:GLU:O	49:D2:23:LYS:C	2.47	0.51
41:DU:8:VAL:HG12	41:DU:12:ARG:HG2	1.92	0.51
20:AT:38:LYS:HA	20:AT:41:ILE:CG1	2.40	0.51
25:DA:678:C:H2'	25:DA:679:C:C6	2.45	0.51
9:AI:15:ALA:HB2	9:AI:65:VAL:CG2	2.39	0.51
1:CA:189(D):C:H3'	1:CA:189(E):U:C6	2.45	0.51
30:DF:47:GLY:O	30:DF:94:PRO:HA	2.10	0.51
3:AC:150:LYS:HG3	3:AC:169:ALA:HB2	1.92	0.51
25:DA:1904:G:H2'	25:DA:1905:C:O4'	2.10	0.51
25:DA:2276:G:C2	25:DA:2277:G:C8	2.98	0.51
41:BU:110:VAL:O	41:BU:114:LYS:HG2	2.10	0.51
19:CS:17:GLU:O	19:CS:21:GLU:HG3	2.10	0.51
22:CV:79:GLU:HG2	22:CV:94:PRO:HA	1.93	0.51
19:CS:24:ALA:O	19:CS:25:LYS:HB2	2.09	0.51
25:DA:715:G:O2'	25:DA:716:A:H5'	2.10	0.51
1:CA:1474:G:H4'	25:DA:1701:A:C2	2.45	0.51
1:CA:572:A:H5''	1:CA:917:G:H4'	1.92	0.51
25:BA:10:G:H2'	25:BA:10:G:N3	2.25	0.51
20:AT:24:LEU:O	20:AT:24:LEU:HD22	2.10	0.51
35:DO:13:ASN:ND2	35:DO:96:THR:OG1	2.44	0.51
4:AD:141:ARG:HB3	4:AD:142:PRO:CD	2.41	0.51
36:BP:40:SER:C	36:BP:41:ARG:HD2	2.29	0.51

Continued on next page...

Continued from previous page...

Atom-1	Atom-2	Interatomic distance (Å)	Clash overlap (Å)
9:AI:17:VAL:HG21	9:AI:80:GLY:C	2.31	0.51
46:DZ:34:ARG:O	46:DZ:36:VAL:HG13	2.10	0.51
41:DU:104:GLN:NE2	41:DU:104:GLN:H	2.08	0.51
42:DV:35:LEU:O	42:DV:37:VAL:N	2.43	0.51
25:DA:966:G:H1'	25:DA:2267:A:N6	2.25	0.51
25:DA:2184:G:H21	25:DA:2185:C:N4	1.99	0.51
30:BF:40:GLN:NE2	30:BF:182:ASN:HB2	2.25	0.51
2:CB:133:LYS:O	2:CB:137:ARG:N	2.43	0.51
30:DF:3:GLU:HB3	30:DF:20:LEU:O	2.10	0.51
53:B6:36:LEU:HD23	53:B6:36:LEU:N	2.26	0.51
53:B6:15:GLU:OE2	53:B6:41:PRO:CB	2.58	0.51
53:B6:41:PRO:HG3	53:B6:49:HIS:CE1	2.45	0.51
36:DP:61:ARG:HH11	55:D8:13:ARG:HD2	1.76	0.51
2:AB:217:ARG:HA	2:AB:220:ASP:OD2	2.10	0.51
4:AD:173:TRP:HB3	4:AD:187:ARG:HH11	1.75	0.51
2:AB:111:ARG:HH21	2:AB:114:ARG:HG2	1.75	0.51
1:AA:708:C:H2'	1:AA:709:G:C8	2.45	0.51
10:AJ:40:LEU:H	10:AJ:40:LEU:CD2	2.19	0.51
4:AD:13:ARG:HH11	4:AD:13:ARG:HG3	1.74	0.51
1:CA:1059:C:H2'	1:CA:1060:C:H6	1.74	0.51
46:DZ:143:LEU:N	46:DZ:143:LEU:HD22	2.25	0.51
46:DZ:149:LEU:HD23	46:DZ:170:ILE:HD11	1.92	0.51
42:BV:21:ARG:HA	42:BV:92:THR:O	2.11	0.51
37:BQ:29:PHE:HD2	37:BQ:65:PHE:CE1	2.29	0.51
25:DA:856:C:O2'	47:D0:69:PHE:CE1	2.59	0.51
39:DS:20:ARG:HH11	39:DS:20:ARG:CG	2.22	0.51
25:BA:2052:G:H4'	29:BE:143:ASN:O	2.10	0.51
1:AA:850:U:H2'	1:AA:851:G:H8	1.75	0.51
25:DA:2031:A:C6	25:DA:2498:C:H1'	2.45	0.51
25:DA:528:A:O2'	25:DA:529:A:H5'	2.10	0.51
20:AT:26:ASN:ND2	20:AT:27:LYS:N	2.56	0.51
1:CA:624:C:H4'	16:CP:10:GLY:O	2.11	0.51
1:AA:42:G:H2'	1:AA:43:C:C6	2.45	0.51
18:AR:66:LEU:O	18:AR:69:THR:HB	2.10	0.51
55:D8:36:LYS:O	55:D8:37:SER:C	2.48	0.51
25:BA:538:G:C2'	25:BA:539:G:C5'	2.88	0.51
56:B9:9:ARG:CB	56:B9:9:ARG:NH1	2.72	0.51
44:BX:8:ILE:HD11	44:BX:43:VAL:CG2	2.34	0.51
12:AL:43:LYS:NZ	12:AL:44:LYS:HB2	2.25	0.51
29:DE:101:ARG:HB3	29:DE:169:ASN:ND2	2.25	0.51
38:BR:117:VAL:CG1	38:BR:118:GLU:N	2.72	0.51

Continued on next page...

Continued from previous page...

Atom-1	Atom-2	Interatomic distance (Å)	Clash overlap (Å)
27:DC:96:GLY:HA3	27:DC:100:ILE:HB	1.92	0.51
31:BG:16:ARG:NH1	31:BG:31:VAL:HG11	2.25	0.51
25:DA:1799:G:C5'	25:DA:1819:A:N6	2.72	0.51
40:BT:92:GLY:O	40:BT:93:ARG:HB3	2.10	0.51
1:AA:734:G:N2	18:AR:75:ILE:HD11	2.22	0.51
17:CQ:12:SER:HA	17:CQ:14:LYS:NZ	2.25	0.51
25:BA:2562:U:H1'	35:BO:23:ARG:HD3	1.92	0.51
25:BA:1028:A:H61	25:BA:1125:G:H2'	1.74	0.51
15:AO:10:LYS:HG3	15:AO:11:VAL:N	2.24	0.51
18:AR:53:ARG:HE	18:AR:59:SER:C	2.13	0.51
25:DA:1569:A:O2'	28:DD:38:LYS:HG3	2.11	0.51
25:BA:2721:A:H2'	25:BA:2722:G:O4'	2.11	0.51
25:BA:2623:G:H5'	25:BA:2826:A:O2'	2.11	0.51
5:AE:150:ARG:CG	5:AE:150:ARG:HH11	2.23	0.51
48:B1:20:ARG:O	48:B1:21:ARG:HG2	2.10	0.51
25:BA:2540:C:O2	25:BA:2740:A:H2	1.93	0.51
34:BN:75:TYR:HA	34:BN:81:GLY:O	2.11	0.51
1:CA:1490:C:O2'	1:CA:1491:G:H5'	2.11	0.51
26:BB:25:A:H2'	26:BB:26:A:O4'	2.10	0.51
25:BA:1469:A:O2'	25:BA:1470:G:H5'	2.10	0.51
48:B1:12:PRO:HB3	48:B1:44:PRO:HD3	1.92	0.51
30:DF:174:VAL:HG12	30:DF:174:VAL:O	2.11	0.51
25:DA:510:C:H3'	25:DA:510:C:OP1	2.10	0.51
1:CA:1360:A:H8	1:CA:1360:A:OP1	1.94	0.51
26:BB:44:G:C2	26:BB:48:A:C2	2.99	0.51
39:BS:58:LEU:O	39:BS:59:LYS:O	2.29	0.51
9:AI:43:ALA:C	9:AI:45:ALA:H	2.12	0.51
46:DZ:29:ASN:HB2	46:DZ:88:PHE:CE2	2.46	0.51
2:CB:28:PHE:CB	2:CB:194:PRO:HD3	2.36	0.51
2:CB:67:THR:O	2:CB:68:ILE:HD13	2.09	0.51
41:DU:62:ILE:HD12	41:DU:76:TYR:OH	2.10	0.51
41:DU:92:ARG:CD	41:DU:94:ASN:HB3	2.41	0.51
42:DV:19:LYS:HZ3	42:DV:20:LEU:CA	2.23	0.51
25:DA:2105:C:C2'	25:DA:2106:G:C5'	2.87	0.51
44:DX:26:TYR:O	44:DX:81:VAL:N	2.38	0.51
7:CG:99:LEU:HD22	7:CG:103:TRP:CH2	2.46	0.51
13:AM:86:CYS:HA	19:AS:73:GLU:O	2.09	0.51
45:DY:36:ALA:HA	45:DY:69:ALA:N	2.26	0.51
1:AA:191:G:H1'	20:AT:105:SER:HB3	1.91	0.51
53:D6:40:CYS:CA	53:D6:46:HIS:HB2	2.41	0.51
36:BP:16:ARG:CZ	36:BP:18:ARG:CG	2.88	0.51

Continued on next page...

Continued from previous page...

Atom-1	Atom-2	Interatomic distance (Å)	Clash overlap (Å)
46:BZ:164:VAL:HG12	46:BZ:165:SER:H	1.76	0.51
55:D8:60:LEU:C	55:D8:61:LEU:HD13	2.30	0.51
53:B6:15:GLU:O	53:B6:16:CYS:HB2	2.10	0.51
2:AB:35:GLU:HG3	2:AB:40:HIS:CD2	2.45	0.51
25:BA:2476:A:N1	25:BA:2477:C:C4	2.78	0.51
28:DD:43:ARG:HB2	28:DD:54:ARG:HB2	1.90	0.51
3:CC:124:ILE:HG22	3:CC:125:GLU:N	2.23	0.51
22:CV:71:GLN:HE21	22:CV:72:TYR:N	1.98	0.51
15:CO:63:ARG:HG3	15:CO:64:ARG:N	2.24	0.51
40:DT:10:VAL:O	40:DT:13:ARG:NH2	2.43	0.51
1:CA:1221:G:O2'	1:CA:1222:G:H5'	2.09	0.51
1:AA:532:A:H3'	1:AA:533:A:H5''	1.91	0.51
27:DC:114:VAL:HG21	27:DC:132:LEU:HD11	1.93	0.51
20:CT:82:SER:O	20:CT:86:ARG:CB	2.52	0.51
1:CA:457:C:O2'	1:CA:458:C:H5'	2.10	0.51
10:CJ:85:LEU:O	10:CJ:87:THR:N	2.43	0.51
12:CL:74:LEU:HD21	12:CL:104:ALA:CA	2.40	0.51
25:DA:2485:G:O2'	25:DA:2486:G:H5'	2.10	0.51
31:BG:36:LYS:HD3	31:BG:95:ARG:HH12	1.76	0.51
34:BN:129:PRO:HG2	34:BN:130:HIS:H	1.76	0.51
50:D3:59:VAL:HG12	50:D3:60:GLU:N	2.26	0.51
44:BX:9:LEU:HD11	44:BX:31:HIS:HA	1.92	0.51
22:AV:111:LEU:O	22:AV:122:VAL:HA	2.11	0.51
30:BF:132:VAL:O	30:BF:133:ASN:C	2.49	0.51
31:BG:20:ILE:O	31:BG:24:GLY:N	2.44	0.51
31:BG:108:ASN:O	31:BG:112:PRO:HG2	2.11	0.51
7:CG:79:ARG:HD3	7:CG:81:GLY:H	1.75	0.51
4:AD:133:VAL:HG13	4:AD:135:LEU:HD23	1.91	0.51
25:BA:729:G:H5'	25:BA:730:C:H5''	1.93	0.51
12:AL:107:VAL:HG21	12:AL:117:TYR:CD2	2.43	0.51
1:AA:948:C:O2'	1:AA:949:A:H5'	2.10	0.51
1:AA:688:G:H2'	1:AA:689:C:H6	1.73	0.51
1:AA:384:G:O2'	1:AA:385:C:H5'	2.10	0.51
31:BG:39:ILE:HD11	31:BG:155:MET:CG	2.39	0.51
23:CW:62:C:H2'	23:CW:63:G:C8	2.38	0.51
25:BA:374:A:C2	25:BA:401:A:C4	2.99	0.51
5:CE:127:ASN:CB	5:CE:130:ASN:HD22	2.23	0.51
25:BA:851:U:H5'	50:B3:49:LYS:HZ2	1.75	0.51
4:AD:150:GLU:N	4:AD:150:GLU:OE1	2.44	0.51
1:AA:1009:G:O2'	1:AA:1010:G:H5'	2.11	0.51
25:DA:1316:U:H2'	25:DA:1317:A:H8	1.75	0.51

Continued on next page...

Continued from previous page...

Atom-1	Atom-2	Interatomic distance (Å)	Clash overlap (Å)
9:AI:49:PRO:HG2	9:AI:81:ILE:CG2	2.41	0.51
4:CD:105:VAL:HG21	4:CD:126:ILE:HG13	1.91	0.51
26:DB:28:C:H2'	26:DB:29:A:C8	2.45	0.51
25:BA:234:C:H2'	25:BA:235:U:C6	2.46	0.51
1:AA:189(D):C:H1'	1:AA:189(H):G:N1	2.25	0.51
13:CM:83:ASP:C	13:CM:85:GLY:H	2.14	0.51
4:CD:62:GLN:HE22	4:CD:65:ARG:HE	1.58	0.51
25:BA:2552:U:H2'	25:BA:2554:U:H5''	1.92	0.51
5:CE:30:ALA:O	5:CE:45:PHE:HA	2.11	0.51
44:BX:75:ASP:O	44:BX:76:ARG:HG3	2.11	0.51
36:DP:7:ARG:HH11	36:DP:7:ARG:HG2	1.74	0.51
43:BW:47:VAL:O	43:BW:48:ALA:C	2.49	0.51
46:BZ:3:ARG:HE	46:BZ:59:GLU:HG2	1.74	0.51
25:BA:2744:G:N2	25:BA:2761:G:H1'	2.26	0.51
1:CA:1435:G:H2'	1:CA:1436:U:C6	2.44	0.51
14:AN:36:PHE:HD1	14:AN:37:PHE:N	2.09	0.51
28:DD:248:SER:HB2	28:DD:249:PRO:HD2	1.93	0.51
41:DU:21:ALA:O	41:DU:22:LYS:C	2.48	0.51
1:CA:202:U:OP2	1:CA:203:U:H5	1.92	0.51
40:DT:96:ARG:HG2	40:DT:96:ARG:HH11	1.74	0.51
44:DX:58:HIS:N	44:DX:58:HIS:CD2	2.79	0.51
25:DA:277:C:H2'	25:DA:277:C:O2	2.08	0.51
25:BA:2097:C:H2'	25:BA:2098:U:O4'	2.11	0.51
25:BA:1891:G:C6	25:BA:1892:C:C4	2.98	0.51
25:DA:1036:G:OP1	32:DH:59:ARG:HB2	2.11	0.51
1:AA:1373:G:H4'	7:AG:31:MET:CE	2.30	0.51
2:CB:69:LEU:HD22	2:CB:91:PRO:CB	2.28	0.51
26:DB:83:G:H4'	50:D3:52:HIS:CD2	2.45	0.51
25:DA:990:A:OP2	25:DA:991:C:OP2	2.29	0.51
41:DU:91:ASP:O	41:DU:93:LYS:N	2.43	0.51
42:DV:39:LEU:HD12	42:DV:50:PRO:O	2.10	0.51
26:DB:92:C:OP1	37:DQ:19:GLY:N	2.38	0.51
48:D1:73:LEU:O	48:D1:77:ALA:HB2	2.11	0.51
7:CG:29:LYS:HB3	7:CG:105:VAL:HG21	1.91	0.51
9:CI:16:ARG:O	9:CI:63:ILE:HG23	2.10	0.51
25:BA:995:C:C5	41:BU:57:PHE:HE1	2.28	0.51
31:DG:180:PHE:O	31:DG:182:LYS:N	2.44	0.51
25:DA:1359:A:N7	25:DA:1372:U:O4	2.43	0.51
29:DE:68:ALA:O	29:DE:70:ALA:N	2.43	0.51
25:DA:1109:C:C5	25:DA:1110:G:N3	2.79	0.51
25:DA:2686:G:C2	25:DA:2724:C:O2	2.63	0.51

Continued on next page...

Continued from previous page...

Atom-1	Atom-2	Interatomic distance (Å)	Clash overlap (Å)
2:AB:210:SER:O	2:AB:214:ILE:HG12	2.11	0.51
2:AB:30:ARG:HG3	2:AB:31:TYR:CE2	2.46	0.51
2:AB:57:PHE:O	2:AB:60:ASP:HB3	2.10	0.51
20:CT:13:LEU:C	20:CT:13:LEU:HD12	2.31	0.51
40:BT:85:LYS:HE3	40:BT:85:LYS:O	2.10	0.51
29:BE:33:VAL:HG23	29:BE:47:VAL:HG13	1.93	0.51
13:AM:23:TYR:HD1	13:AM:67:GLU:HA	1.75	0.51
1:AA:542:G:H5'	4:AD:41:GLY:HA2	1.91	0.51
22:CV:83:MET:HE1	22:CV:88:TYR:HB3	1.92	0.51
25:BA:38:A:H2'	25:BA:39:C:C6	2.46	0.51
46:BZ:97:MET:O	46:BZ:124:LEU:HD12	2.10	0.51
33:BI:49:ALA:O	33:BI:53:ALA:HB2	2.11	0.51
32:BH:111:HIS:CG	32:BH:112:PRO:HD2	2.44	0.51
25:BA:2513:G:N2	29:BE:143:ASN:ND2	2.49	0.51
27:DC:45:HIS:CE1	27:DC:173:HIS:HD1	2.29	0.51
13:AM:57:ARG:NH1	13:AM:57:ARG:HB3	2.25	0.51
25:BA:2286:A:H8	25:BA:2287:A:C6	2.28	0.51
8:AH:85:ARG:C	8:AH:85:ARG:HD3	2.29	0.51
46:BZ:140:VAL:O	46:BZ:143:LEU:HD23	2.11	0.51
18:AR:70:ILE:O	18:AR:74:ARG:HG3	2.11	0.51
1:AA:99:U:H2'	1:AA:100:C:C5	2.45	0.51
32:DH:46:GLU:CG	32:DH:46:GLU:O	2.59	0.51
44:BX:72:LYS:N	44:BX:72:LYS:HD2	2.24	0.51
6:AF:1:MET:H1	6:AF:68:PRO:HA	1.75	0.51
28:DD:81:ALA:HA	28:DD:113:VAL:CG1	2.35	0.51
25:DA:1497:U:C5'	25:DA:1498:C:C5	2.93	0.51
45:DY:87:LYS:HG3	45:DY:88:LYS:N	2.25	0.51
1:AA:1074:G:O2'	2:AB:103:THR:CG2	2.57	0.51
17:AQ:89:LEU:O	17:AQ:92:ARG:HB3	2.10	0.51
37:DQ:63:LYS:HZ3	37:DQ:63:LYS:HB2	1.75	0.51
1:AA:1175:G:O2'	1:AA:1176:A:H5'	2.11	0.51
8:CH:89:PRO:HA	8:CH:92:ARG:HD2	1.91	0.51
25:DA:1451:C:H5'	25:DA:1452:A:C5'	2.37	0.51
22:AV:98:VAL:HA	22:AV:122:VAL:HB	1.92	0.51
29:DE:116:VAL:HG21	29:DE:122:PHE:CE2	2.45	0.51
25:DA:456:C:C2	44:DX:69:TYR:HE2	2.29	0.51
37:DQ:78:PRO:O	37:DQ:81:VAL:HG12	2.09	0.51
25:BA:2171:A:HO2'	25:BA:2172:U:P	2.34	0.51
34:BN:133:GLN:O	34:BN:134:ARG:HB3	2.10	0.51
40:BT:23:ARG:HG2	40:BT:120:ARG:NH1	2.24	0.51
2:AB:173:ALA:O	2:AB:176:GLU:N	2.43	0.51

Continued on next page...

Continued from previous page...

Atom-1	Atom-2	Interatomic distance (Å)	Clash overlap (Å)
1:CA:640:A:H2'	1:CA:641:U:O4'	2.09	0.51
25:DA:2552:U:H2'	25:DA:2554:U:H5''	1.91	0.51
25:DA:2439:A:H5'	25:DA:2439:A:H8	1.72	0.51
25:BA:233:A:H2'	25:BA:234:C:H5'	1.92	0.51
25:DA:1406:U:H3'	25:DA:1407:C:C6	2.45	0.51
25:BA:795:C:H2'	25:BA:796:C:C6	2.45	0.51
25:BA:582:G:H2'	25:BA:583:G:H8	1.74	0.51
25:BA:1164:G:H2'	25:BA:1165:U:C6	2.46	0.51
1:CA:860:A:H2'	1:CA:861:G:O4'	2.10	0.51
31:DG:167:GLU:C	31:DG:169:ALA:N	2.62	0.51
35:DO:34:THR:HG22	35:DO:37:ASP:OD2	2.10	0.51
43:DW:52:GLU:HA	43:DW:52:GLU:OE2	2.10	0.51
56:B9:22:ARG:HB2	56:B9:24:TYR:HE1	1.76	0.51
25:DA:579:G:H2'	25:DA:580:C:C6	2.44	0.51
32:DH:125:VAL:O	32:DH:125:VAL:HG12	2.09	0.51
25:DA:1763:G:OP1	25:DA:1763:G:H4'	2.10	0.51
25:DA:2827:C:O5'	25:DA:2827:C:H6	1.93	0.51
25:DA:524:U:H2'	25:DA:524:U:O2	2.10	0.51
1:CA:314:C:O2'	1:CA:315:A:H5'	2.09	0.51
25:BA:1954:G:C2	25:BA:2551:C:H5''	2.46	0.51
1:AA:1245:A:H2'	1:AA:1246:C:O4'	2.10	0.51
25:BA:154(A):C:H2'	25:BA:157:U:O4'	2.09	0.51
46:DZ:47:PHE:CE2	46:DZ:51:SER:HA	2.46	0.51
46:DZ:55:VAL:CG1	46:DZ:56:ILE:N	2.74	0.51
25:DA:543:C:H6	25:DA:543:C:O5'	1.93	0.51
41:DU:61:TRP:C	41:DU:63:VAL:H	2.14	0.51
42:DV:69:LYS:HA	42:DV:87:HIS:O	2.10	0.51
1:CA:1238:A:N1	1:CA:1303:C:H4'	2.26	0.51
41:BU:61:TRP:CB	41:BU:93:LYS:HB3	2.41	0.51
2:CB:134:GLU:HA	2:CB:137:ARG:CB	2.36	0.51
31:DG:125:PHE:HZ	31:DG:180:PHE:CE2	2.29	0.51
1:AA:952:U:O2'	1:AA:953:G:H5'	2.11	0.51
25:BA:1171:G:H1	25:BA:1178:C:H42	1.58	0.51
45:DY:46:LYS:HB3	45:DY:47:LYS:NZ	2.26	0.51
29:DE:89:ASP:O	29:DE:90:THR:HB	2.10	0.51
1:AA:346:G:N3	1:AA:346:G:C2'	2.74	0.51
1:AA:222:U:H2'	1:AA:223:U:C6	2.45	0.51
3:AC:105:GLU:CG	3:AC:106:VAL:N	2.74	0.51
45:BY:27:VAL:C	45:BY:28:LYS:NZ	2.64	0.51
3:CC:89:GLU:HG3	3:CC:90:GLU:CD	2.30	0.51
30:DF:59:TYR:CD2	30:DF:78:ILE:HG12	2.46	0.51

Continued on next page...

Continued from previous page...

Atom-1	Atom-2	Interatomic distance (Å)	Clash overlap (Å)
13:AM:3:ARG:CG	13:AM:9:ILE:HD11	2.37	0.51
53:B6:20:ASN:O	53:B6:21:TYR:CG	2.64	0.51
29:BE:48:GLN:CG	29:BE:78:LEU:HD13	2.40	0.51
13:AM:45:VAL:HA	13:AM:48:LEU:HD11	1.93	0.51
40:DT:84:GLN:OE1	40:DT:86:ILE:HG22	2.11	0.51
25:DA:271(F):C:O2'	25:DA:271(G):C:H5'	2.10	0.51
36:BP:6:LEU:CB	36:BP:9:ASN:ND2	2.74	0.51
30:DF:158:THR:OG1	30:DF:159:GLY:N	2.44	0.51
1:AA:373:A:C2	1:AA:482:A:N6	2.79	0.51
25:DA:1686:C:H2'	25:DA:1687:G:C5'	2.40	0.51
45:BY:17:SER:OG	45:BY:18:GLY:N	2.42	0.51
56:B9:9:ARG:CB	56:B9:9:ARG:HH11	2.23	0.51
6:AF:12:PRO:HG2	6:AF:13:ASN:OD1	2.10	0.51
4:CD:64:LEU:HD12	4:CD:64:LEU:O	2.10	0.51
1:AA:1279:A:N6	3:AC:26:LYS:NZ	2.57	0.51
38:BR:41:ALA:HB1	38:BR:114:VAL:CG2	2.40	0.51
8:CH:97:VAL:O	8:CH:99:GLU:N	2.44	0.51
31:BG:172:LEU:HD23	31:BG:173:LEU:N	2.26	0.51
4:AD:134:ASP:N	4:AD:134:ASP:OD2	2.39	0.51
4:AD:88:VAL:HG22	5:AE:96:PRO:HB2	1.91	0.51
39:DS:74:ALA:HB1	39:DS:103:GLU:HB2	1.91	0.51
27:BC:186:LEU:O	27:BC:190:ILE:HG13	2.10	0.51
36:DP:90:ARG:HD2	36:DP:91:PHE:HD1	1.75	0.51
1:AA:1086:U:O2'	1:AA:1087:G:H5'	2.10	0.51
47:B0:48:LYS:O	47:B0:50:VAL:HG23	2.11	0.51
26:DB:45:A:H1'	31:DG:95:ARG:CZ	2.41	0.51
28:DD:75:ILE:HD13	28:DD:99:ASP:HB2	1.93	0.51
25:BA:1657:C:O2'	25:BA:1658:C:H5'	2.10	0.51
25:BA:78:A:H2'	25:BA:79:G:H8	1.76	0.51
1:AA:1228:C:OP1	13:AM:115:LYS:HE3	2.11	0.51
4:AD:162:LEU:HD12	4:AD:181:MET:HE2	1.93	0.51
25:DA:719:C:C2'	25:DA:720:C:H5'	2.40	0.51
32:BH:149:ARG:HD3	32:BH:164:TYR:HD1	1.72	0.51
44:BX:70:LEU:HD12	44:BX:70:LEU:H	1.74	0.51
25:BA:2549:G:H1	25:BA:2559:C:N4	2.08	0.51
25:BA:1677:A:H2'	25:BA:1678:G:O4'	2.10	0.51
42:DV:99:ILE:N	42:DV:99:ILE:HD13	2.25	0.51
25:BA:1791:A:H5'	25:BA:1792:G:OP2	2.10	0.51
25:BA:2016:U:O2	52:B5:7:PRO:HG2	2.11	0.51
1:CA:250:A:H4'	1:CA:251:G:O5'	2.10	0.51
25:DA:686:G:N7	54:D7:5:TRP:CH2	2.79	0.51

Continued on next page...

Continued from previous page...

Atom-1	Atom-2	Interatomic distance (Å)	Clash overlap (Å)
32:DH:64:LEU:O	32:DH:66:GLY:N	2.39	0.51
3:AC:179:ARG:O	3:AC:206:GLU:HA	2.10	0.51
1:CA:745:C:H2'	1:CA:746:A:C8	2.46	0.51
1:AA:139:G:H2'	1:AA:140:A:C8	2.45	0.51
25:DA:277:C:C2'	25:DA:277:C:O2	2.59	0.51
1:CA:102:G:O2'	1:CA:103:C:H5'	2.11	0.51
25:DA:2587:A:N6	25:DA:2608:G:H1'	2.26	0.51
1:AA:1444:C:C2'	1:AA:1445:C:H5'	2.40	0.51
1:CA:336:C:O2'	1:CA:337:C:H5'	2.10	0.51
7:AG:31:MET:SD	7:AG:35:LYS:N	2.84	0.51
2:CB:52:GLU:HB2	2:CB:56:ARG:NH1	2.24	0.51
41:DU:62:ILE:HG22	41:DU:62:ILE:O	2.10	0.51
1:CA:981:U:O5'	1:CA:981:U:H6	1.94	0.51
29:DE:61:ARG:CB	29:DE:62:PRO:HD3	2.40	0.51
45:BY:27:VAL:HG12	45:BY:29:GLU:H	1.74	0.51
46:BZ:66:LEU:HD23	46:BZ:89:VAL:CG1	2.40	0.51
1:AA:20:U:H2'	1:AA:21:G:O4'	2.10	0.51
53:D6:44:ARG:O	53:D6:45:LYS:CG	2.58	0.51
25:BA:274:G:H22	25:BA:363:G:N2	2.08	0.51
25:BA:2401:U:OP1	53:B6:19:ARG:NH2	2.44	0.51
36:BP:125:VAL:HG23	36:BP:130:PHE:CZ	2.45	0.51
2:AB:44:LEU:CD1	2:AB:44:LEU:H	2.13	0.51
50:D3:13:ILE:N	50:D3:13:ILE:HD12	2.07	0.51
40:BT:64:ARG:HG2	40:BT:64:ARG:HH11	1.75	0.51
43:DW:106:ILE:HG13	43:DW:106:ILE:O	2.11	0.51
13:AM:94:ARG:O	13:AM:96:LEU:N	2.43	0.51
55:B8:21:LYS:HD3	55:B8:48:PHE:HE2	1.75	0.51
42:BV:64:HIS:ND1	42:BV:92:THR:CG2	2.73	0.51
8:AH:11:THR:O	8:AH:15:ASN:ND2	2.44	0.51
46:BZ:124:LEU:HG	46:BZ:163:ALA:HB3	1.93	0.51
25:DA:2876:G:P	40:DT:4:GLY:H	2.33	0.51
25:BA:616:G:N2	25:BA:618:C:H1'	2.26	0.51
1:CA:1033:G:H2'	1:CA:1034:G:H5''	1.93	0.51
30:DF:158:THR:O	30:DF:178:PRO:HD2	2.10	0.51
30:DF:160:ASN:ND2	30:DF:160:ASN:C	2.64	0.51
25:DA:1686:C:O2'	25:DA:1687:G:H5'	2.10	0.51
22:AV:138:GLY:O	22:AV:163:LEU:HD22	2.11	0.51
5:CE:81:GLU:HB3	5:CE:88:LYS:HZ1	1.74	0.51
25:BA:528:A:C2	25:BA:2043:C:C5'	2.92	0.51
25:DA:2470:G:O6	25:DA:2480:C:N3	2.43	0.51
5:CE:26:PHE:O	5:CE:27:ARG:CB	2.59	0.51

Continued on next page...

Continued from previous page...

Atom-1	Atom-2	Interatomic distance (Å)	Clash overlap (Å)
25:DA:328:U:H4'	45:DY:68:HIS:CD2	2.45	0.51
28:DD:33:LEU:CD2	28:DD:102:LYS:HZ2	2.23	0.51
42:BV:5:VAL:CG2	42:BV:6:LYS:N	2.72	0.51
11:CK:82:VAL:HG22	11:CK:98:LEU:HD12	1.93	0.51
4:AD:3:ARG:O	4:AD:5:ILE:HG13	2.11	0.51
1:AA:613:C:H2'	1:AA:614:A:O4'	2.11	0.51
25:BA:278:A:H1'	25:BA:362:U:O2	2.10	0.51
55:B8:51:ALA:CA	55:B8:54:GLU:OE2	2.59	0.51
51:B4:51:TYR:N	51:B4:51:TYR:CD1	2.78	0.51
55:D8:49:VAL:HG23	55:D8:53:PRO:HB3	1.91	0.51
1:AA:1124:G:O2'	10:AJ:38:ILE:HG21	2.11	0.51
25:DA:2068:U:N3	25:DA:2430:A:H2	2.03	0.51
8:CH:63:LEU:HD22	8:CH:63:LEU:N	2.26	0.51
8:CH:20:TYR:HA	8:CH:65:TYR:CE2	2.45	0.51
1:AA:513:C:O2'	1:AA:514:C:H5'	2.11	0.51
11:CK:44:SER:N	11:CK:47:VAL:CG2	2.73	0.51
25:DA:843:G:HO2'	25:DA:844:C:H5'	1.75	0.51
5:AE:28:PHE:O	5:AE:47:LYS:HA	2.10	0.51
7:AG:79:ARG:HG3	7:AG:79:ARG:NH1	2.23	0.51
28:DD:45:ASN:HB2	28:DD:46:GLN:OE1	2.11	0.51
25:DA:251:A:H5'	36:DP:51:PHE:HE2	1.75	0.51
55:B8:39:LYS:O	55:B8:43:GLN:HG3	2.11	0.51
1:CA:60:A:H4'	1:CA:61:G:O5'	2.11	0.51
1:CA:647:C:O2'	1:CA:648:A:H5'	2.10	0.51
25:BA:2092:U:C5	25:BA:2226:C:OP2	2.61	0.51
42:BV:76:LYS:HB3	42:BV:79:VAL:HG11	1.93	0.51
43:BW:33:ARG:NE	43:BW:52:GLU:OE1	2.43	0.51
25:BA:2567:G:H2'	25:BA:2568:C:C6	2.45	0.51
1:CA:724:G:O2'	1:CA:725:G:H5'	2.11	0.51
12:AL:15:VAL:O	12:AL:16:ARG:HB3	2.10	0.51
53:D6:9:LEU:O	53:D6:25:LYS:HA	2.11	0.51
8:CH:31:PHE:CZ	8:CH:134:ILE:HD11	2.46	0.51
8:CH:134:ILE:HG22	8:CH:135:CYS:SG	2.51	0.51
25:BA:514:A:H1'	25:BA:581:C:O2'	2.10	0.51
27:DC:165:ARG:N	27:DC:172:ILE:HD11	2.26	0.51
54:B7:34:ARG:HH21	54:B7:39:ARG:NE	2.08	0.51
25:DA:1473:G:H2'	25:DA:1474:C:C6	2.46	0.51
29:DE:26:ILE:HB	29:DE:182:LEU:HB3	1.92	0.51
5:AE:147:ASP:O	5:AE:150:ARG:HB3	2.10	0.51
25:DA:1920:C:H6	25:DA:1920:C:O5'	1.93	0.51
1:CA:1479:C:H2'	1:CA:1480:G:H8	1.76	0.51

Continued on next page...

Continued from previous page...

Atom-1	Atom-2	Interatomic distance (Å)	Clash overlap (Å)
1:CA:1228:C:H4'	13:CM:116:THR:H	1.75	0.51
45:DY:16:ALA:HB1	45:DY:21:LYS:HZ3	1.75	0.51
25:DA:894:C:O2'	25:DA:895:U:H5'	2.11	0.51
25:DA:1836:C:O2'	25:DA:1837:C:H5'	2.10	0.51
25:BA:2538:C:O2'	25:BA:2539:C:H5'	2.10	0.51
12:AL:110:ARG:HH11	12:AL:110:ARG:HG2	1.76	0.51
25:BA:1445:A:N3	25:BA:1445:A:H2'	2.24	0.51
41:BU:79:PHE:CE2	41:BU:83:LEU:HD22	2.46	0.51
3:CC:123:GLN:NE2	3:CC:133:ALA:HB1	2.25	0.51
55:B8:7:HIS:CB	55:B8:59:LYS:HE2	2.40	0.51
25:DA:542:C:H2'	25:DA:543:C:C6	2.46	0.51
50:D3:5:LYS:HE3	50:D3:34:GLU:HB3	1.92	0.51
50:D3:8:LEU:HD21	50:D3:23:LEU:HD21	1.93	0.51
25:DA:1158:C:H4'	50:D3:32:GLN:HB2	1.91	0.51
25:DA:1184:G:OP1	50:D3:30:ARG:HD2	2.11	0.51
25:DA:1187:G:H8	25:DA:1187:G:O5'	1.94	0.51
34:DN:1:MET:H3	42:DV:20:LEU:HD21	1.76	0.51
37:DQ:68:ILE:HD13	37:DQ:103:MET:HB3	1.93	0.51
19:CS:64:GLU:O	19:CS:67:VAL:CG2	2.59	0.51
7:CG:55:GLY:H	7:CG:56:GLN:HE21	1.58	0.51
9:CI:7:THR:HB	9:CI:83:ARG:HH11	1.76	0.51
25:DA:483:A:H2'	25:DA:484:C:O4'	2.11	0.51
45:DY:28:LYS:N	45:DY:28:LYS:HZ2	2.01	0.51
45:DY:42:VAL:HG12	45:DY:43:ASN:N	2.26	0.51
3:AC:31:HIS:C	3:AC:33:LEU:N	2.63	0.51
36:DP:17:LYS:C	36:DP:19:VAL:N	2.64	0.51
30:DF:57:VAL:CG1	30:DF:59:TYR:HD1	2.23	0.51
36:DP:64:LYS:C	36:DP:64:LYS:HD3	2.30	0.51
31:BG:59:GLU:O	31:BG:62:LEU:N	2.43	0.51
53:B6:19:ARG:HD3	53:B6:42:TRP:HZ2	1.75	0.51
45:BY:48:ALA:HB2	45:BY:59:GLY:O	2.10	0.51
25:DA:274:G:N3	25:DA:274:G:C3'	2.74	0.51
25:DA:958:U:OP2	37:DQ:14:ARG:NH1	2.44	0.51
10:AJ:39:PRO:CB	10:AJ:70:ARG:HG3	2.40	0.51
1:AA:542:G:OP1	4:AD:10:ARG:NH2	2.44	0.51
3:CC:15:THR:HG21	3:CC:181:ASN:HB2	1.93	0.51
40:DT:48:ILE:HG22	40:DT:49:VAL:N	2.25	0.51
39:DS:20:ARG:HH11	39:DS:20:ARG:CA	2.24	0.51
3:AC:155:GLY:O	3:AC:157:ILE:N	2.44	0.51
32:BH:89:ILE:HD12	32:BH:90:LYS:N	2.25	0.51
25:BA:2491:U:O2'	25:BA:2492:U:C5'	2.59	0.51

Continued on next page...

Continued from previous page...

Atom-1	Atom-2	Interatomic distance (Å)	Clash overlap (Å)
27:DC:117:THR:HG23	27:DC:150:ILE:HD12	1.93	0.51
5:CE:103:GLY:N	5:CE:106:PRO:HG2	2.26	0.51
3:CC:132:ARG:NH2	4:CD:47:ARG:NH2	2.58	0.51
1:CA:515:G:N2	1:CA:537:G:C4	2.79	0.51
32:DH:15:VAL:HG23	32:DH:15:VAL:O	2.09	0.51
36:DP:148:LEU:O	36:DP:149:GLU:HB2	2.11	0.51
6:CF:99:ALA:HB2	18:CR:31:LEU:HD22	1.93	0.51
4:CD:59:ARG:HH22	4:CD:66:ARG:NH2	2.09	0.51
25:DA:1300:U:H1'	25:DA:1626:G:C2	2.46	0.51
29:DE:4:ILE:HG13	29:DE:5:LEU:N	2.26	0.51
1:AA:1255:G:H5''	3:AC:26:LYS:NZ	2.26	0.51
28:DD:270:ILE:O	28:DD:271:ILE:HG23	2.11	0.51
28:DD:261:LYS:HB3	28:DD:264:LYS:HB2	1.93	0.51
6:AF:61:LEU:O	6:AF:62:TRP:HB2	2.10	0.51
1:CA:523:A:N6	12:CL:50:ARG:HH12	2.07	0.51
1:CA:135:C:C2'	1:CA:136:C:H5'	2.40	0.51
30:BF:150:GLY:HA2	30:BF:172:TRP:CD2	2.45	0.51
29:BE:21:VAL:O	29:BE:23:VAL:HG13	2.11	0.51
1:AA:988:G:N2	1:AA:1016:A:H1'	2.25	0.51
4:CD:135:LEU:N	4:CD:135:LEU:HD22	2.26	0.51
25:BA:686:G:H21	25:BA:788:A:H61	1.59	0.51
4:CD:71:SER:OG	4:CD:74:GLN:HB2	2.11	0.51
25:DA:1297:C:H2'	25:DA:1298:C:C6	2.42	0.51
4:CD:19:LEU:HG	4:CD:21:LEU:CD2	2.41	0.51
15:CO:39:LEU:HD13	15:CO:56:LEU:CD1	2.40	0.51
1:AA:880:C:O2'	1:AA:881:G:H5'	2.11	0.51
25:BA:111:A:O2'	25:BA:112:U:H5'	2.11	0.51
32:DH:71:LEU:HA	32:DH:74:ASN:ND2	2.24	0.51
34:BN:55:VAL:HG22	34:BN:56:ASN:H	1.76	0.51
8:CH:26:VAL:O	8:CH:27:PRO:C	2.49	0.51
1:CA:987:G:H2'	1:CA:988:G:C8	2.44	0.51
25:DA:912:C:P	37:DQ:8:LYS:HZ1	2.33	0.51
25:BA:2653:U:O2	25:BA:2668:G:C2	2.64	0.51
25:BA:2222:G:O2'	25:BA:2223:G:H5'	2.11	0.51
47:D0:26:TYR:H	47:D0:29:GLN:NE2	2.08	0.51
4:AD:98:GLU:HG3	4:AD:103:ASN:ND2	2.26	0.51
1:CA:199:G:H1	1:CA:218:C:H42	1.57	0.51
25:BA:2296:U:H4'	25:BA:2297:C:OP1	2.11	0.51
35:BO:34:THR:HG22	35:BO:37:ASP:OD2	2.10	0.51
25:DA:2020:A:H5'	52:D5:12:SER:HB3	1.92	0.51
35:BO:70:LYS:HZ2	35:BO:70:LYS:HB2	1.75	0.51

Continued on next page...

Continued from previous page...

Atom-1	Atom-2	Interatomic distance (Å)	Clash overlap (Å)
25:BA:1644:C:H2'	25:BA:1644:C:O2	2.10	0.51
17:AQ:31:LEU:HD12	17:AQ:31:LEU:O	2.11	0.51
31:BG:35:GLU:HG3	31:BG:162:THR:HG23	1.92	0.51
1:AA:1187:G:P	9:AI:113:LYS:HE2	2.51	0.51
42:DV:81:TYR:C	42:DV:82:ARG:HG3	2.32	0.51
37:DQ:101:ARG:HG3	37:DQ:102:VAL:O	2.10	0.51
19:CS:63:THR:CB	19:CS:66:MET:HE3	2.41	0.51
41:BU:70:ARG:NH2	41:BU:75:ASN:HB2	2.26	0.51
13:CM:89:GLY:O	13:CM:91:ARG:N	2.44	0.51
31:DG:60:LEU:HD22	31:DG:63:ILE:HD11	1.93	0.51
1:AA:977:A:H2	1:AA:1224:G:H1	1.59	0.51
1:AA:956:U:O2'	1:AA:957:U:H5'	2.11	0.51
1:CA:1234:C:H4'	1:CA:1364:U:H1'	1.93	0.51
22:CV:110:ALA:HB3	22:CV:123:THR:O	2.11	0.51
35:BO:69:ILE:HB	35:BO:77:ILE:HG22	1.93	0.51
1:AA:198:G:H2'	1:AA:199:G:H8	1.76	0.51
1:AA:1137:C:C4'	1:AA:1138:G:C2	2.93	0.51
32:DH:89:ILE:HD13	32:DH:90:LYS:H	1.72	0.51
32:DH:85:LYS:HD3	32:DH:133:VAL:CB	2.25	0.51
25:BA:637:A:OP2	36:BP:116:GLY:HA2	2.11	0.51
31:DG:16:ARG:CZ	31:DG:31:VAL:HG11	2.41	0.51
1:AA:258:G:H2'	1:AA:259:G:C8	2.45	0.51
17:AQ:45:HIS:CD2	17:AQ:47:PRO:HD3	2.45	0.51
45:BY:53:PRO:HD2	45:BY:56:PRO:CA	2.35	0.51
45:BY:48:ALA:HB2	45:BY:59:GLY:CA	2.41	0.51
1:CA:452:A:C6	1:CA:453:A:C6	2.99	0.51
3:CC:52:LEU:C	3:CC:54:ARG:H	2.15	0.51
1:AA:695:A:H2'	1:AA:696:A:C8	2.46	0.51
53:D6:52:VAL:CG1	53:D6:53:LYS:N	2.74	0.51
22:CV:87:THR:C	22:CV:89:GLU:OE2	2.50	0.51
1:AA:824:C:O2'	1:AA:825:G:H5'	2.11	0.51
27:BC:80:LYS:NZ	31:BG:48:GLU:HG3	2.25	0.51
49:D2:63:VAL:HA	49:D2:66:GLU:CG	2.41	0.51
25:BA:616:G:C2	25:BA:618:C:H1'	2.46	0.51
25:BA:1313:U:H2'	25:BA:1610:A:N1	2.26	0.51
39:DS:34:HIS:NE2	39:DS:54:LEU:HB2	2.25	0.51
30:DF:166:ALA:O	30:DF:167:ALA:HB2	2.11	0.51
1:AA:1055:A:C2	1:AA:1056:U:H1'	2.46	0.51
16:AP:14:ASN:N	16:AP:15:PRO:HD3	2.25	0.51
5:CE:91:LEU:HD22	5:CE:138:ALA:HB1	1.92	0.51
25:DA:730:C:O2'	25:DA:731:C:H5'	2.11	0.51

Continued on next page...

Continued from previous page...

Atom-1	Atom-2	Interatomic distance (Å)	Clash overlap (Å)
1:CA:625:G:O2'	1:CA:626:U:H5'	2.10	0.51
25:BA:1459:G:N3	25:BA:1459:G:C2'	2.73	0.51
1:AA:1438:G:H2'	1:AA:1439:C:C6	2.46	0.51
43:DW:59:VAL:HG23	43:DW:65:LEU:N	2.18	0.51
6:CF:12:PRO:O	6:CF:14:LEU:N	2.40	0.51
18:CR:52:PRO:O	18:CR:56:THR:HG22	2.11	0.51
25:BA:287:C:H2'	25:BA:288:C:C6	2.45	0.51
28:DD:70:TRP:CD1	28:DD:70:TRP:C	2.84	0.51
4:CD:4:TYR:O	4:CD:5:ILE:HB	2.11	0.51
1:CA:501:C:H2'	1:CA:502:G:C8	2.45	0.51
26:BB:87:G:C2'	26:BB:88:C:H5''	2.40	0.51
30:BF:132:VAL:HG22	30:BF:133:ASN:OD1	2.11	0.51
30:BF:132:VAL:CG1	30:BF:133:ASN:N	2.69	0.51
1:AA:1256:A:H3'	3:AC:27:LYS:NZ	2.26	0.51
25:DA:1341:U:O4	44:DX:16:LYS:HE2	2.10	0.51
25:BA:1558:A:H4'	25:BA:1559:G:O5'	2.10	0.51
7:CG:80:VAL:HG12	7:CG:80:VAL:O	2.10	0.51
38:DR:87:TYR:O	38:DR:88:ARG:C	2.49	0.51
1:AA:158:G:H2'	1:AA:159:G:C8	2.46	0.51
25:BA:2199:A:H5''	25:BA:2200:C:H5	1.76	0.51
25:DA:312:G:H4'	25:DA:331:A:N3	2.26	0.51
25:BA:951:C:O2'	25:BA:952:G:H5'	2.10	0.51
32:BH:97:ARG:O	32:BH:98:LEU:CB	2.58	0.51
35:DO:102:VAL:HB	35:DO:106:LEU:CD1	2.40	0.51
25:BA:2352:A:H2'	25:BA:2353:G:H5'	1.92	0.51
25:DA:55:G:N3	25:DA:127:A:C2	2.78	0.51
28:DD:73:VAL:O	28:DD:75:ILE:N	2.42	0.51
49:D2:21:LEU:HD21	49:D2:60:LEU:HD22	1.92	0.51
25:BA:2712:U:O2'	25:BA:2712(A):A:P	2.69	0.51
40:DT:112:ARG:NH1	40:DT:112:ARG:HB3	2.26	0.51
1:AA:36:C:H4'	12:AL:119:THR:O	2.11	0.51
25:BA:620:G:H4'	25:BA:621:A:H5''	1.92	0.51
25:DA:1710:C:O2'	25:DA:1711:C:H5'	2.10	0.51
1:CA:1055:A:H2	3:CC:194:GLY:HA3	1.75	0.51
35:BO:91:LEU:N	35:BO:91:LEU:CD2	2.73	0.51
29:DE:38:THR:OG1	29:DE:41:LYS:HE2	2.11	0.51
27:DC:69:LEU:HD22	27:DC:70:GLY:H	1.76	0.51
5:CE:43:LEU:HD22	5:CE:136:MET:CG	2.40	0.51
1:CA:147:G:C2'	1:CA:148:G:H5'	2.41	0.51
37:DQ:34:LEU:HD23	37:DQ:104:PHE:HD1	1.76	0.51
8:AH:111:ILE:O	8:AH:112:LEU:HB3	2.11	0.51

Continued on next page...

Continued from previous page...

Atom-1	Atom-2	Interatomic distance (Å)	Clash overlap (Å)
25:BA:1805:U:O2	28:BD:50:THR:HB	2.10	0.51
1:CA:1227:A:O2'	13:CM:115:LYS:HB2	2.10	0.51
1:CA:342:C:C2'	1:CA:343:U:H5'	2.41	0.51
29:BE:137:HIS:HB3	29:BE:138:PRO:HD2	1.93	0.51
1:CA:403:C:H2'	1:CA:404:U:C6	2.45	0.51
25:DA:1357:U:H2'	25:DA:1358:G:C8	2.46	0.51
25:DA:43:A:H2'	25:DA:44:G:C8	2.46	0.51
1:AA:1444:C:O2'	1:AA:1445:C:H5'	2.11	0.51
25:DA:696:G:O2'	25:DA:697:C:H5'	2.10	0.51
25:DA:1629:U:H2'	25:DA:1630:G:C8	2.45	0.51
1:CA:1384:C:H2'	1:CA:1385:G:C8	2.45	0.51
23:CW:76:A:H4'	23:CW:76:A:OP1	2.11	0.51
31:BG:70:VAL:HG23	31:BG:70:VAL:O	2.10	0.51
12:CL:101:VAL:O	12:CL:102:TYR:HB2	2.11	0.51
33:DI:122:GLU:C	33:DI:124:GLY:H	2.14	0.51
46:DZ:50:ALA:O	46:DZ:51:SER:HB3	2.11	0.51
2:CB:167:PRO:HG2	2:CB:192:SER:CB	2.40	0.51
42:DV:28:GLU:O	42:DV:29:PRO:O	2.29	0.51
44:DX:35:THR:HB	44:DX:38:GLU:H	1.76	0.51
41:BU:112:ARG:NH1	41:BU:112:ARG:HG2	2.17	0.51
42:BV:38:LEU:HG	42:BV:39:LEU:N	2.27	0.51
1:CA:1138:G:C2	1:CA:1140:C:C4	2.99	0.51
13:CM:98:VAL:HG12	13:CM:98:VAL:O	2.11	0.51
31:DG:141:PHE:N	31:DG:141:PHE:CD2	2.79	0.51
3:AC:71:ALA:CB	3:AC:109:PRO:HG3	2.26	0.51
45:BY:38:ILE:O	45:BY:39:VAL:HB	2.11	0.51
53:B6:36:LEU:HB2	53:B6:49:HIS:O	2.10	0.51
28:BD:21:PHE:HB3	28:BD:24:ILE:HG22	1.92	0.51
19:AS:53:ASN:HD21	19:AS:55:LYS:CB	2.09	0.51
29:BE:53:PRO:O	29:BE:75:VAL:HG23	2.10	0.51
1:AA:1307:U:OP1	13:AM:101:GLN:HG2	2.11	0.51
37:BQ:55:VAL:CG2	37:BQ:56:ARG:N	2.74	0.51
12:CL:44:LYS:CG	12:CL:45:PRO:HD3	2.41	0.51
2:AB:110:GLN:O	2:AB:114:ARG:HB2	2.11	0.51
55:B8:21:LYS:HD3	55:B8:48:PHE:CE2	2.46	0.51
1:AA:542:G:H5'	4:AD:41:GLY:HA3	1.93	0.51
14:CN:24:CYS:O	14:CN:25:VAL:C	2.49	0.51
25:DA:2880:C:O3'	38:DR:90:ARG:NH1	2.44	0.51
15:CO:23:GLY:O	15:CO:24:SER:CB	2.58	0.51
31:DG:85:GLY:C	31:DG:87:PRO:HD2	2.32	0.51
39:DS:19:LYS:O	39:DS:19:LYS:HG2	2.11	0.51

Continued on next page...

Continued from previous page...

Atom-1	Atom-2	Interatomic distance (Å)	Clash overlap (Å)
1:AA:355:C:H5'	1:AA:389:A:OP2	2.11	0.51
10:CJ:36:GLY:O	10:CJ:72:VAL:HG13	2.10	0.51
2:AB:157:ARG:HG2	2:AB:158:LEU:H	1.76	0.51
25:BA:587:C:C4	36:BP:33:ARG:HG2	2.46	0.51
36:BP:23:PRO:CG	36:BP:33:ARG:HG3	2.41	0.51
6:CF:87:ARG:HG2	6:CF:87:ARG:NH1	2.26	0.51
3:CC:108:ASN:CG	3:CC:111:LEU:HD12	2.31	0.51
1:AA:839:U:H5'	1:AA:840:C:N4	2.26	0.51
1:AA:850:U:H2'	1:AA:851:G:C8	2.45	0.51
44:BX:12:VAL:O	44:BX:13:LEU:HB2	2.11	0.51
18:AR:86:VAL:O	18:AR:87:ARG:O	2.28	0.51
25:BA:191:A:O2'	25:BA:192:C:H5'	2.11	0.51
25:BA:7:G:H2'	25:BA:8:A:O4'	2.10	0.51
1:CA:502:G:H2'	1:CA:503:C:H6	1.74	0.51
22:AV:40:LYS:CG	22:AV:51:GLU:HB2	2.38	0.51
28:DD:264:LYS:CG	28:DD:265:PRO:HD2	2.40	0.51
25:DA:1530:C:C6	25:DA:1530:C:O5'	2.63	0.51
30:BF:170:LEU:HD23	30:BF:172:TRP:CE2	2.45	0.51
25:BA:2728:U:O2'	25:BA:2729:G:H5'	2.11	0.51
25:BA:211:A:H2'	25:BA:212:G:O4'	2.10	0.51
1:CA:406:G:N2	1:CA:437:U:C2	2.79	0.51
4:CD:119:GLN:NE2	4:CD:123:HIS:NE2	2.59	0.51
27:DC:41:THR:HA	27:DC:178:LYS:HA	1.92	0.51
37:BQ:72:LYS:HB3	37:BQ:94:VAL:HG22	1.93	0.51
22:CV:42:LYS:HE3	22:CV:49:THR:HG22	1.93	0.51
25:DA:1907:G:H2'	25:DA:1908:C:C6	2.46	0.51
25:DA:139:G:N3	44:DX:41:ASN:OD1	2.44	0.51
32:DH:149:ARG:HA	32:DH:162:ILE:CG2	2.40	0.51
25:DA:516:C:O2'	25:DA:517:C:H5'	2.11	0.51
4:CD:94:LEU:O	4:CD:95:GLY:C	2.49	0.51
25:BA:1863:G:H2'	25:BA:1864:U:O4'	2.11	0.51
1:CA:1067:A:N1	1:CA:1108:G:O2'	2.40	0.51
25:DA:2567:G:H2'	25:DA:2568:C:H6	1.75	0.51
4:AD:120:LEU:HD23	4:AD:125:HIS:HD2	1.75	0.51
3:AC:206:GLU:O	3:AC:208:ILE:N	2.44	0.51
3:AC:132:ARG:O	3:AC:135:LYS:HB2	2.11	0.51
1:CA:424:G:H2'	1:CA:425:G:H8	1.75	0.51
25:BA:272(A):U:C6	25:BA:272(A):U:O5'	2.64	0.51
14:AN:16:PHE:HB3	14:AN:18:VAL:HG23	1.92	0.51
26:BB:35:U:O2'	26:BB:36:C:H5'	2.11	0.51
25:BA:2458:G:C4	25:BA:2490:G:C2	2.98	0.51

Continued on next page...

Continued from previous page...

Atom-1	Atom-2	Interatomic distance (Å)	Clash overlap (Å)
25:BA:1290:C:O2'	25:BA:1291:C:H5'	2.11	0.51
25:DA:267:C:O2'	25:DA:268:C:H5'	2.11	0.51
39:DS:26:LEU:HG	39:DS:39:ILE:HD11	1.93	0.51
25:BA:2599:G:O2'	25:BA:2600:A:H5'	2.11	0.51
8:CH:93:VAL:HG12	8:CH:94:TYR:N	2.26	0.51
25:DA:76:C:N3	25:DA:111:A:C2	2.78	0.51
25:BA:1149:G:O2'	25:BA:1150:C:H5'	2.11	0.51
52:D5:31:VAL:N	52:D5:40:LYS:O	2.33	0.50
46:DZ:135:PHE:CD1	46:DZ:136:ILE:N	2.79	0.50
2:CB:21:ARG:CB	2:CB:39:ILE:HA	2.35	0.50
25:DA:996:A:H61	25:DA:1159:U:H3	1.59	0.50
25:DA:997:G:O2'	25:DA:998:C:H5'	2.11	0.50
34:DN:97:ARG:HA	34:DN:100:GLU:HB2	1.94	0.50
25:DA:860:U:O2'	25:DA:861:A:H5'	2.11	0.50
48:D1:52:ARG:O	48:D1:56:GLN:O	2.28	0.50
19:CS:61:TYR:O	19:CS:62:ILE:CB	2.58	0.50
9:CI:4:TYR:CB	9:CI:19:LEU:HD12	2.41	0.50
25:BA:1108:U:C4	25:BA:1109:C:O2	2.64	0.50
48:D1:62:VAL:HG11	48:D1:70:VAL:HG21	1.91	0.50
22:CV:138:GLY:H	22:CV:149:LYS:HD3	1.76	0.50
31:DG:41:GLN:HB3	31:DG:43:LEU:HD21	1.93	0.50
1:AA:1314:C:H41	19:AS:4:SER:N	2.08	0.50
30:BF:178:PRO:HB2	30:BF:201:VAL:CG1	2.27	0.50
1:AA:191:G:H2'	1:AA:192:U:H6	1.75	0.50
16:AP:39:TYR:CG	16:AP:73:LEU:HD11	2.46	0.50
30:DF:3:GLU:CB	30:DF:24:LEU:HG	2.41	0.50
40:BT:100:TYR:O	40:BT:102:ILE:N	2.44	0.50
25:DA:2400:G:H2'	25:DA:2401:U:O4'	2.11	0.50
45:BY:91:GLU:O	45:BY:92:ASN:HB2	2.12	0.50
31:BG:45:GLU:OE1	31:BG:45:GLU:HA	2.12	0.50
32:DH:86:GLU:H	32:DH:86:GLU:CD	2.14	0.50
36:DP:65:ARG:CZ	55:D8:15:LYS:HB2	2.37	0.50
2:AB:74:LYS:HE3	2:AB:166:ASP:HB2	1.92	0.50
55:B8:32:LEU:HB3	55:B8:36:LYS:CE	2.40	0.50
1:CA:1302:U:C6	13:CM:17:VAL:HG21	2.46	0.50
13:CM:11:ARG:O	13:CM:13:LYS:N	2.39	0.50
4:AD:36:ARG:CG	4:AD:36:ARG:NH1	2.70	0.50
4:AD:58:LEU:HD22	4:AD:59:ARG:HH12	1.76	0.50
14:CN:27:CYS:C	14:CN:29:ARG:H	2.15	0.50
14:CN:29:ARG:NH2	14:CN:42:ILE:HD11	2.25	0.50
25:BA:1796:U:H2'	25:BA:1797:C:C6	2.46	0.50

Continued on next page...

Continued from previous page...

Atom-1	Atom-2	Interatomic distance (Å)	Clash overlap (Å)
42:BV:66:ARG:NH1	42:BV:66:ARG:HG2	2.26	0.50
25:DA:271(P):C:H2'	25:DA:271(Q):G:H8	1.76	0.50
27:BC:86:GLU:CD	27:BC:150:ILE:HG22	2.31	0.50
1:CA:1033:G:O5'	1:CA:1033:G:C8	2.63	0.50
25:BA:676:A:H1'	25:BA:2443:C:H1'	1.92	0.50
27:DC:130:ARG:HG2	27:DC:130:ARG:NH1	2.26	0.50
25:BA:2491:U:O2'	25:BA:2492:U:H5'	2.10	0.50
2:AB:155:LEU:HG	2:AB:159:PRO:HG3	1.93	0.50
36:BP:26:GLY:CA	36:BP:30:THR:HG23	2.42	0.50
27:DC:45:HIS:HA	27:DC:173:HIS:HB3	1.94	0.50
28:DD:206:LEU:O	28:DD:211:ARG:HG2	2.10	0.50
28:DD:110:GLY:O	28:DD:112:GLN:HG3	2.12	0.50
8:AH:85:ARG:HD3	8:AH:86:ILE:H	1.71	0.50
25:BA:1485:G:N2	25:BA:1505:C:C2	2.78	0.50
1:CA:1447:A:H8	1:CA:1456:G:O6	1.94	0.50
20:CT:72:LEU:HD22	20:CT:73:HIS:N	2.26	0.50
25:DA:1126:A:H8	25:DA:1126:A:OP1	1.94	0.50
26:BB:113:G:H2'	26:BB:114:C:C6	2.45	0.50
27:BC:76:LEU:CD2	27:BC:104:ILE:HD11	2.41	0.50
30:BF:132:VAL:CG2	30:BF:133:ASN:H	2.13	0.50
25:DA:149:A:C2	25:DA:150:C:C2	2.98	0.50
18:CR:37:VAL:CG1	18:CR:78:LEU:HB3	2.38	0.50
25:DA:2579:C:H4'	29:DE:134:ILE:HD12	1.93	0.50
5:CE:6:PHE:HB2	5:CE:34:VAL:CG1	2.39	0.50
22:AV:127:VAL:HG22	22:AV:174:ASP:HA	1.92	0.50
12:AL:109:ASP:O	12:AL:111:LYS:HG3	2.11	0.50
11:CK:19:ALA:CB	11:CK:32:ILE:HG22	2.41	0.50
25:BA:686:G:N2	25:BA:788:A:H61	2.08	0.50
25:DA:54:G:H3'	25:DA:55:G:H5''	1.93	0.50
3:CC:27:LYS:HZ3	3:CC:27:LYS:HB3	1.74	0.50
36:DP:86:LYS:CB	36:DP:118:GLY:HA3	2.41	0.50
25:BA:1012:U:C4	34:BN:28:THR:HG21	2.46	0.50
1:CA:34:C:O2'	1:CA:35:G:H5'	2.11	0.50
3:CC:119:ARG:HH21	3:CC:140:ARG:HD3	1.77	0.50
3:AC:84:ILE:HG13	3:AC:101:LEU:HD13	1.92	0.50
1:CA:350:G:O2'	1:CA:351:G:H5'	2.11	0.50
25:DA:2543:G:H5'	25:DA:2543:G:H8	1.76	0.50
4:AD:127:THR:HG22	4:AD:132:ARG:HA	1.94	0.50
42:DV:27:ALA:HB2	42:DV:33:VAL:HG11	1.93	0.50
25:DA:580:C:H2'	25:DA:581:C:H6	1.75	0.50
13:CM:117:VAL:HG13	13:CM:118:ALA:N	2.25	0.50

Continued on next page...

Continued from previous page...

Atom-1	Atom-2	Interatomic distance (Å)	Clash overlap (Å)
35:BO:15:GLY:O	35:BO:46:ALA:HB1	2.12	0.50
4:AD:90:GLY:O	4:AD:200:GLU:OE2	2.28	0.50
25:DA:68:G:H2'	25:DA:68:G:N3	2.27	0.50
25:BA:2180:U:H2'	25:BA:2181:G:C8	2.46	0.50
39:BS:34:HIS:N	39:BS:34:HIS:CD2	2.77	0.50
25:DA:1902:C:C1'	28:DD:244:ARG:HG3	2.42	0.50
3:AC:181:ASN:HD21	3:AC:204:LEU:HD12	1.76	0.50
32:BH:9:ILE:HG22	32:BH:49:VAL:HB	1.94	0.50
16:AP:25:ARG:O	16:AP:26:ARG:O	2.29	0.50
2:CB:45:GLN:O	2:CB:48:MET:N	2.41	0.50
2:CB:8:LYS:NZ	2:CB:217:ARG:NH1	2.59	0.50
41:DU:106:PHE:HA	41:DU:109:LEU:HD12	1.93	0.50
41:DU:91:ASP:OD2	41:DU:96:ALA:CB	2.59	0.50
38:DR:53:HIS:O	38:DR:53:HIS:ND1	2.45	0.50
1:CA:938:A:O2'	1:CA:939:G:H5'	2.12	0.50
7:CG:75:VAL:O	7:CG:75:VAL:HG23	2.11	0.50
9:CI:17:VAL:HA	9:CI:63:ILE:HG12	1.94	0.50
25:BA:996:A:O3'	41:BU:92:ARG:HB3	2.12	0.50
1:CA:1145:C:H5'	1:CA:1146:A:OP1	2.11	0.50
25:BA:2804:C:H2'	25:BA:2805:G:H5'	1.94	0.50
45:DY:2:ARG:HD2	45:DY:3:VAL:N	2.25	0.50
30:DF:7:TYR:HB3	30:DF:16:GLY:N	2.26	0.50
25:BA:1389:G:O6	25:BA:1398:C:N4	2.44	0.50
46:BZ:29:ASN:O	46:BZ:31:HIS:N	2.41	0.50
25:BA:2168:G:H22	25:BA:2170:A:H3'	1.74	0.50
32:DH:33:LEU:CD1	32:DH:137:ASP:HA	2.41	0.50
28:BD:24:ILE:O	28:BD:26:LYS:NZ	2.43	0.50
2:AB:86:GLU:C	2:AB:88:ALA:N	2.65	0.50
13:AM:15:VAL:HA	13:AM:18:ALA:HB3	1.91	0.50
36:BP:65:ARG:O	36:BP:68:GLN:HG3	2.12	0.50
22:CV:8:ARG:HH21	23:CW:4:G:H5''	1.74	0.50
22:CV:70:LEU:HA	22:CV:84:ASP:O	2.10	0.50
3:CC:43:LEU:H	3:CC:43:LEU:CD1	2.24	0.50
46:DZ:140:VAL:HG23	46:DZ:143:LEU:CD2	2.42	0.50
15:CO:24:SER:C	15:CO:28:GLN:HE21	2.15	0.50
2:CB:124:SER:CB	2:CB:126:GLU:HG3	2.42	0.50
11:AK:56:GLY:O	11:AK:89:ALA:HB3	2.12	0.50
40:DT:8:LYS:C	40:DT:10:VAL:N	2.64	0.50
33:BI:47:LEU:O	33:BI:48:GLU:C	2.48	0.50
33:BI:46:ALA:O	33:BI:49:ALA:HB3	2.11	0.50
39:DS:16:ASN:O	39:DS:20:ARG:NH2	2.44	0.50

Continued on next page...

Continued from previous page...

Atom-1	Atom-2	Interatomic distance (Å)	Clash overlap (Å)
1:AA:1193:G:H2'	1:AA:1194:U:C6	2.46	0.50
27:DC:150:ILE:O	27:DC:154:ILE:CG1	2.52	0.50
55:B8:2:PRO:O	55:B8:3:LYS:C	2.49	0.50
25:DA:1686:C:C2'	25:DA:1687:G:H5'	2.40	0.50
6:CF:81:ILE:O	6:CF:82:ARG:C	2.50	0.50
12:AL:80:VAL:CG1	12:AL:97:ILE:HG23	2.41	0.50
5:CE:70:PRO:HB3	5:CE:144:THR:CG2	2.42	0.50
5:CE:76:ILE:CG1	5:CE:77:PRO:HD2	2.40	0.50
53:B6:30:THR:O	53:B6:32:ASN:N	2.43	0.50
35:DO:80:ASP:HB2	40:DT:70:VAL:CG1	2.41	0.50
4:AD:111:ALA:HB1	4:AD:116:GLN:OE1	2.11	0.50
25:DA:815:C:C2	25:DA:1193:G:C2	3.00	0.50
37:DQ:47:ILE:HG22	37:DQ:48:GLU:N	2.25	0.50
20:CT:102:GLY:O	20:CT:104:LEU:N	2.45	0.50
25:BA:876:C:O2'	25:BA:877:U:H5'	2.11	0.50
22:AV:102:GLU:C	22:AV:104:PHE:N	2.63	0.50
31:BG:4:ASP:HA	31:BG:8:LYS:HD3	1.92	0.50
25:BA:268:C:H2'	25:BA:269:U:O4'	2.11	0.50
1:CA:841:U:H3'	1:CA:848:C:O4'	2.11	0.50
20:AT:88:VAL:HG12	20:AT:92:LEU:HD12	1.93	0.50
1:CA:929:G:H2'	1:CA:930:C:H6	1.74	0.50
49:B2:38:GLN:O	49:B2:41:ILE:HG12	2.11	0.50
30:DF:75:HIS:CE1	30:DF:82:ILE:HD11	2.42	0.50
25:DA:2526:G:C5	25:DA:2527:C:C5	2.99	0.50
10:AJ:79:ARG:HD3	10:AJ:82:ILE:HG13	1.93	0.50
31:BG:148:MET:C	31:BG:149:VAL:HG22	2.32	0.50
28:BD:11:PRO:O	28:BD:12:SER:CB	2.59	0.50
1:AA:1241:G:H1	1:AA:1296:C:N4	2.06	0.50
25:BA:828:U:C3'	25:BA:828:U:O2	2.59	0.50
18:CR:87:ARG:HG2	18:CR:87:ARG:HH11	1.75	0.50
35:BO:91:LEU:N	35:BO:91:LEU:HD22	2.24	0.50
1:AA:757:U:OP1	1:AA:822:C:O2'	2.27	0.50
1:CA:779:C:O2'	1:CA:780:A:H5'	2.12	0.50
5:CE:31:LEU:HD22	5:CE:45:PHE:HB2	1.92	0.50
39:BS:82:ILE:CG2	39:BS:83:LYS:N	2.74	0.50
28:DD:165:ILE:HG23	28:DD:173:VAL:CG2	2.41	0.50
10:AJ:96:ILE:HD13	10:AJ:96:ILE:N	2.26	0.50
25:BA:2234:G:H2'	25:BA:2235:G:O4'	2.11	0.50
25:BA:55:G:N3	25:BA:127:A:H2	2.09	0.50
37:DQ:79:LEU:HD22	37:DQ:80:GLU:HG3	1.93	0.50
25:DA:686:G:H21	25:DA:788:A:H61	1.58	0.50

Continued on next page...

Continued from previous page...

Atom-1	Atom-2	Interatomic distance (Å)	Clash overlap (Å)
42:BV:43:GLU:C	42:BV:44:LYS:HG3	2.31	0.50
25:DA:692:C:H5''	28:DD:42:GLY:H	1.75	0.50
46:BZ:61:PRO:C	46:BZ:63:GLY:H	2.13	0.50
28:BD:139:GLY:N	28:BD:165:ILE:O	2.45	0.50
28:DD:132:PRO:HG3	28:DD:190:TYR:CZ	2.46	0.50
34:DN:92:ALA:O	34:DN:93:THR:HB	2.12	0.50
25:DA:487:C:H1'	43:DW:53:SER:CB	2.41	0.50
1:CA:759:A:H2'	1:CA:760:G:H5'	1.92	0.50
6:CF:92:LYS:HB2	6:CF:92:LYS:HZ2	1.75	0.50
52:D5:32:PRO:O	52:D5:33:CYS:CB	2.59	0.50
2:CB:24:TRP:H	2:CB:24:TRP:HD1	1.58	0.50
25:DA:1141:U:H6	34:DN:63:THR:HG1	1.58	0.50
26:DB:76:G:H21	46:DZ:74:ASN:ND2	2.08	0.50
19:CS:63:THR:HG23	19:CS:64:GLU:N	2.26	0.50
25:BA:614(C):A:H4'	25:BA:615:G:OP1	2.11	0.50
7:CG:54:THR:HG23	7:CG:56:GLN:HE21	1.76	0.50
9:CI:53:VAL:HG21	9:CI:85:LEU:HD22	1.93	0.50
9:CI:53:VAL:HG23	9:CI:55:ALA:H	1.76	0.50
9:CI:64:THR:O	9:CI:64:THR:HG23	2.12	0.50
2:CB:115:LEU:HB2	2:CB:145:LEU:HD12	1.94	0.50
25:BA:2632:A:H2	29:BE:61:ARG:HD3	1.76	0.50
45:DY:28:LYS:N	45:DY:28:LYS:HE3	2.26	0.50
46:BZ:68:THR:HB	46:BZ:88:PHE:C	2.31	0.50
25:DA:2402:C:H5	25:DA:2415:G:H22	1.59	0.50
36:DP:64:LYS:O	36:DP:64:LYS:HD3	2.12	0.50
45:BY:90:LEU:HD13	45:BY:91:GLU:HG2	1.94	0.50
13:AM:3:ARG:HG2	13:AM:9:ILE:HG12	1.92	0.50
31:BG:41:GLN:O	31:BG:43:LEU:HD22	2.11	0.50
53:B6:51:GLU:C	53:B6:52:VAL:HG23	2.32	0.50
35:BO:65:THR:O	35:BO:79:PHE:HB2	2.11	0.50
1:AA:1152:A:C3'	10:AJ:13:HIS:HD2	2.24	0.50
46:DZ:153:ASP:O	46:DZ:154:LEU:HD23	2.12	0.50
25:BA:1162:G:O2'	25:BA:1163:G:H5'	2.11	0.50
28:DD:197:GLY:O	28:DD:198:ASN:HB2	2.12	0.50
8:AH:44:PHE:HA	8:AH:79:VAL:CG1	2.40	0.50
25:DA:2650:U:O2'	25:DA:2651:C:H5'	2.12	0.50
27:BC:80:LYS:HG2	31:BG:50:ALA:CA	2.42	0.50
31:DG:47:LYS:HD3	31:DG:82:LEU:HG	1.93	0.50
25:BA:2491:U:O2'	25:BA:2492:U:O5'	2.28	0.50
29:BE:116:VAL:O	29:BE:117:MET:CB	2.47	0.50
25:BA:2289:G:H2'	25:BA:2290:G:H5''	1.92	0.50

Continued on next page...

Continued from previous page...

Atom-1	Atom-2	Interatomic distance (Å)	Clash overlap (Å)
1:CA:735:C:O2'	1:CA:736:C:H5'	2.12	0.50
25:DA:2467:C:H4'	37:DQ:123:HIS:CD2	2.46	0.50
10:CJ:80:LYS:HE3	10:CJ:80:LYS:O	2.12	0.50
32:DH:13:LYS:HD3	32:DH:14:GLY:N	2.19	0.50
5:AE:57:LYS:HG2	5:AE:61:TYR:HE2	1.75	0.50
1:CA:1164:G:N1	1:CA:1173:G:C6	2.80	0.50
4:CD:13:ARG:C	4:CD:15:GLU:N	2.64	0.50
25:DA:1453:U:H4'	25:DA:1455:G:OP1	2.12	0.50
11:AK:33:THR:CG2	11:AK:39:PRO:HA	2.38	0.50
28:DD:267:SER:CA	28:DD:270:ILE:HD11	2.42	0.50
25:DA:272(C):G:H2'	25:DA:272(D):G:C8	2.43	0.50
40:BT:129:ARG:NE	40:BT:131:ALA:HB3	2.26	0.50
25:DA:90:U:O2	25:DA:90:U:C2'	2.59	0.50
27:DC:74:ARG:HB3	27:DC:94:TYR:CE2	2.47	0.50
8:CH:13:ILE:O	8:CH:17:THR:HG23	2.12	0.50
25:DA:1544:A:N7	25:DA:1545:A:C6	2.80	0.50
52:D5:51:TYR:CD1	52:D5:52:TYR:CE1	3.00	0.50
11:AK:24:SER:OG	11:AK:25:TYR:N	2.44	0.50
31:BG:39:ILE:CD1	31:BG:155:MET:HB2	2.40	0.50
1:AA:993:G:H1	1:AA:1045:C:N4	2.09	0.50
25:DA:2620:C:OP1	29:DE:152:LYS:O	2.29	0.50
1:AA:1083:U:C5	1:AA:1084:G:C5	3.00	0.50
1:AA:1086:U:C2'	1:AA:1087:G:H5'	2.42	0.50
25:DA:323:G:O2'	25:DA:1205:U:N3	2.42	0.50
12:CL:83:ARG:NH2	12:CL:96:HIS:ND1	2.59	0.50
25:DA:2811:G:O2'	25:DA:2812:G:H5'	2.11	0.50
3:AC:126:ARG:HG2	3:AC:126:ARG:NH1	2.26	0.50
4:AD:162:LEU:CD1	4:AD:181:MET:HG2	2.41	0.50
27:DC:153:ILE:HA	27:DC:156:GLU:HB3	1.93	0.50
53:D6:11:LEU:C	53:D6:11:LEU:HD22	2.32	0.50
7:CG:18:TYR:CD2	7:CG:59:LEU:HB2	2.46	0.50
25:DA:1314:C:H6	25:DA:1314:C:H5'	1.76	0.50
25:BA:2721:A:H1'	25:BA:2873:A:O2'	2.10	0.50
1:CA:100:C:H2'	1:CA:101:A:O4'	2.11	0.50
25:BA:992:C:O2'	25:BA:993:G:H5'	2.12	0.50
25:DA:1817:G:C2'	25:DA:1818:U:H5'	2.41	0.50
25:BA:2672:G:C3'	25:BA:2673:G:H5''	2.42	0.50
25:DA:2052:G:H5'	29:DE:142:GLY:H	1.77	0.50
1:CA:160:A:H4'	1:CA:344:A:C2	2.47	0.50
7:AG:68:ASN:HD22	7:AG:128:ALA:HA	1.75	0.50
25:DA:686:G:N2	25:DA:788:A:H61	2.08	0.50

Continued on next page...

Continued from previous page...

Atom-1	Atom-2	Interatomic distance (Å)	Clash overlap (Å)
1:AA:1474:G:H4'	25:BA:1701:A:C2	2.46	0.50
25:DA:1330:C:O2'	25:DA:1331:A:H5'	2.11	0.50
25:BA:2488:A:H2'	25:BA:2489:G:O4'	2.11	0.50
25:DA:1270:C:H5''	25:DA:1271:G:O5'	2.12	0.50
46:DZ:62:ASP:HB2	46:DZ:64:GLN:NE2	2.25	0.50
25:DA:1400:G:H2'	25:DA:1401:G:C8	2.46	0.50
7:AG:60:LYS:HA	7:AG:60:LYS:HE3	1.92	0.50
25:DA:197:A:H8	25:DA:197:A:H5'	1.75	0.50
34:BN:38:HIS:N	34:BN:38:HIS:ND1	2.59	0.50
37:DQ:76:LYS:HB3	37:DQ:91:GLU:HG3	1.92	0.50
48:B1:88:LYS:HD3	48:B1:88:LYS:C	2.31	0.50
48:B1:87:PRO:HG2	48:B1:88:LYS:H	1.77	0.50
7:AG:24:THR:HA	7:AG:27:ILE:HB	1.93	0.50
21:AU:13:ILE:O	21:AU:16:GLY:N	2.43	0.50
50:D3:8:LEU:O	50:D3:32:GLN:N	2.32	0.50
37:DQ:132:VAL:HB	46:DZ:80:ARG:HH12	1.75	0.50
1:CA:1369:C:H2'	1:CA:1370:G:C8	2.46	0.50
7:CG:147:ALA:C	7:CG:148:ASN:ND2	2.62	0.50
25:BA:995:C:C4	41:BU:57:PHE:HE1	2.30	0.50
1:AA:343:U:C2'	1:AA:346:G:O6	2.59	0.50
40:BT:80:SER:O	40:BT:82:LEU:N	2.43	0.50
16:AP:53:VAL:HG12	16:AP:79:VAL:HG22	1.92	0.50
3:AC:92:ALA:HA	3:AC:99:VAL:HG11	1.93	0.50
45:BY:27:VAL:HG12	45:BY:29:GLU:OE1	2.10	0.50
13:AM:6:GLY:H	31:BG:113:ARG:HH21	1.58	0.50
28:DD:24:ILE:HD13	28:DD:84:TYR:HB2	1.94	0.50
32:DH:159:GLU:CG	32:DH:160:LYS:HG3	2.28	0.50
2:AB:44:LEU:HD12	2:AB:44:LEU:N	2.16	0.50
25:DA:275:G:H3'	25:DA:275:G:H8	1.76	0.50
13:CM:15:VAL:HG23	13:CM:16:ASP:N	2.24	0.50
2:AB:108:ILE:O	2:AB:111:ARG:HB2	2.11	0.50
40:DT:17:THR:HG23	40:DT:18:ASP:N	2.27	0.50
22:CV:73:LEU:HD12	22:CV:81:VAL:CG1	2.40	0.50
28:DD:198:ASN:O	28:DD:200:ASP:N	2.45	0.50
25:BA:926:A:H5'	25:BA:926:A:H8	1.77	0.50
40:DT:27:THR:HA	40:DT:87:ASP:HB2	1.94	0.50
33:BI:48:GLU:O	33:BI:52:ARG:HG2	2.11	0.50
31:DG:45:GLU:C	31:DG:47:LYS:H	2.13	0.50
3:AC:134:ILE:HG21	3:AC:168:ALA:CB	2.32	0.50
6:CF:70:ASP:O	6:CF:72:VAL:N	2.44	0.50
20:CT:53:LEU:HD12	20:CT:100:ILE:HB	1.94	0.50

Continued on next page...

Continued from previous page...

Atom-1	Atom-2	Interatomic distance (Å)	Clash overlap (Å)
5:CE:81:GLU:HB3	5:CE:88:LYS:HZ3	1.75	0.50
3:CC:132:ARG:CZ	4:CD:47:ARG:HH22	2.23	0.50
1:AA:731:G:H2'	1:AA:732:C:C6	2.47	0.50
10:CJ:81:THR:O	10:CJ:83:GLU:N	2.45	0.50
12:CL:24:LEU:HD22	12:CL:24:LEU:N	2.26	0.50
46:BZ:13:LYS:HB3	46:BZ:16:ALA:HB2	1.94	0.50
28:BD:70:TRP:CE2	28:BD:150:LYS:HD3	2.46	0.50
28:BD:70:TRP:CD1	28:BD:70:TRP:C	2.85	0.50
25:DA:1194:A:H2'	25:DA:1195:G:O4'	2.12	0.50
36:DP:148:LEU:O	36:DP:149:GLU:CB	2.60	0.50
1:CA:185:A:H61	1:CA:192:U:H3	1.58	0.50
23:CW:10:G:C6	23:CW:26:G:C2	2.99	0.50
27:BC:215:VAL:HG23	27:BC:225:ILE:CD1	2.41	0.50
22:AV:102:GLU:HB2	22:AV:103:PHE:CE1	2.46	0.50
3:AC:25:GLY:C	3:AC:27:LYS:N	2.65	0.50
38:BR:41:ALA:O	38:BR:44:LEU:N	2.45	0.50
31:BG:172:LEU:CD2	31:BG:176:LEU:HD11	2.41	0.50
27:DC:76:LEU:O	27:DC:76:LEU:HG	2.12	0.50
25:DA:272(D):G:O2'	25:DA:272(E):G:H5'	2.11	0.50
22:AV:70:LEU:HB3	22:AV:82:PHE:HB3	1.93	0.50
31:BG:111:LEU:HD11	31:BG:120:LEU:HD11	1.93	0.50
25:DA:1336:A:O2'	25:DA:1337:G:H5'	2.12	0.50
12:AL:25:LYS:HE3	12:AL:30:ARG:NH1	2.26	0.50
4:AD:91:SER:O	4:AD:93:PHE:N	2.45	0.50
38:DR:12:ARG:HG2	38:DR:16:HIS:CD2	2.46	0.50
20:CT:61:SER:O	20:CT:63:ILE:N	2.45	0.50
7:AG:18:TYR:HB3	7:AG:59:LEU:HD12	1.94	0.50
1:AA:712:A:H2'	1:AA:713:G:C8	2.46	0.50
25:BA:2365:G:O6	55:B8:39:LYS:HE3	2.12	0.50
25:DA:185:U:H4'	25:DA:218:A:H4'	1.93	0.50
25:DA:2301:C:H2'	25:DA:2302:G:O4'	2.11	0.50
17:CQ:83:ASP:O	17:CQ:87:LYS:HG2	2.10	0.50
13:AM:111:LYS:O	13:AM:112:GLY:O	2.28	0.50
1:CA:244:U:H5'	1:CA:244:U:H6	1.76	0.50
1:AA:861:G:O2'	1:AA:862:C:H5'	2.12	0.50
3:CC:119:ARG:HE	3:CC:140:ARG:HD2	1.76	0.50
25:BA:1430:C:H2'	25:BA:1431:U:C6	2.46	0.50
34:BN:46:VAL:O	34:BN:47:ALA:HB3	2.12	0.50
25:DA:1607:C:H4'	25:DA:1608:A:O5'	2.11	0.50
26:DB:44:G:H1'	26:DB:47:C:H41	1.76	0.50
35:DO:53:LYS:HD2	35:DO:53:LYS:H	1.76	0.50

Continued on next page...

Continued from previous page...

Atom-1	Atom-2	Interatomic distance (Å)	Clash overlap (Å)
5:CE:43:LEU:HD22	5:CE:136:MET:HG3	1.93	0.50
3:AC:110:ASN:ND2	3:AC:144:SER:HB2	2.26	0.50
25:DA:2582:G:N2	25:DA:2583:G:H1'	2.26	0.50
2:AB:28:PHE:O	2:AB:28:PHE:HD1	1.94	0.50
43:DW:34:ASN:O	43:DW:36:LEU:N	2.45	0.50
17:CQ:59:ILE:HG22	17:CQ:71:PHE:CD1	2.46	0.50
3:CC:23:TYR:HD1	10:CJ:11:PHE:CE2	2.29	0.50
1:CA:833:U:H2'	1:CA:834:C:H6	1.76	0.50
1:AA:1186:G:H4'	9:AI:110:GLU:OE2	2.12	0.50
1:AA:774:G:H2'	1:AA:775:G:H8	1.77	0.50
25:DA:1202:C:H42	25:DA:1243:G:H1	1.60	0.50
9:AI:99:LEU:HD12	9:AI:101:PHE:CE1	2.46	0.50
9:AI:6:GLY:N	9:AI:84:ALA:HB2	2.27	0.50
10:AJ:61:GLU:OE1	14:AN:58:LYS:HE2	2.12	0.50
2:CB:213:LEU:C	2:CB:213:LEU:HD23	2.32	0.50
41:DU:110:VAL:HG12	41:DU:114:LYS:NZ	2.26	0.50
42:DV:30:GLY:HA2	42:DV:61:VAL:O	2.11	0.50
7:CG:50:ILE:O	7:CG:50:ILE:HG22	2.11	0.50
7:CG:73:MET:CE	7:CG:90:GLU:HG2	2.41	0.50
7:CG:91:VAL:HG12	7:CG:92:SER:N	2.19	0.50
41:BU:65:ILE:O	41:BU:68:ALA:HB3	2.11	0.50
25:BA:2805:G:C6	25:BA:2807:G:C6	3.00	0.50
45:DY:31:LEU:HD23	45:DY:36:ALA:N	2.21	0.50
29:BE:60:ASN:ND2	29:BE:62:PRO:HD2	2.26	0.50
1:AA:192:U:C1'	20:AT:103:GLY:HA2	2.41	0.50
20:AT:87:LYS:HD2	20:AT:90:GLN:HB2	1.93	0.50
30:DF:7:TYR:HB2	30:DF:17:ARG:N	2.27	0.50
25:BA:1342:A:N7	25:BA:1397:U:OP2	2.44	0.50
25:DA:1109:C:H5	25:DA:1110:G:C4	2.30	0.50
40:BT:50:ILE:HD11	40:BT:102:ILE:CG1	2.41	0.50
25:BA:2419:U:H5'	53:B6:23:THR:HG21	1.94	0.50
28:BD:30:GLU:OE1	28:BD:30:GLU:O	2.29	0.50
2:AB:58:ILE:C	2:AB:60:ASP:N	2.64	0.50
1:CA:109:A:C6	1:CA:326:G:C6	3.00	0.50
1:AA:1030:C:C2'	1:AA:1030(A):G:H5'	2.38	0.50
16:CP:43:LYS:C	16:CP:45:THR:H	2.14	0.50
4:AD:52:SER:OG	4:AD:55:ALA:HB2	2.12	0.50
25:BA:1826:G:H2'	25:BA:1827:C:H6	1.77	0.50
35:DO:76:ALA:HB3	40:DT:75:ILE:HB	1.94	0.50
25:BA:363(F):A:O2'	25:BA:364:C:H5	1.92	0.50
22:CV:71:GLN:CG	22:CV:72:TYR:N	2.75	0.50

Continued on next page...

Continued from previous page...

Atom-1	Atom-2	Interatomic distance (Å)	Clash overlap (Å)
3:CC:43:LEU:H	3:CC:43:LEU:HD12	1.74	0.50
1:CA:1368:G:H4'	10:CJ:46:ARG:NH1	2.26	0.50
34:DN:30:ILE:O	34:DN:34:LEU:HD22	2.12	0.50
25:BA:1162:G:H2'	25:BA:1163:G:H8	1.77	0.50
15:CO:82:ILE:HG23	15:CO:83:GLU:N	2.26	0.50
25:BA:1783:A:C2	25:BA:2587:A:C4	3.00	0.50
48:B1:52:ARG:O	48:B1:56:GLN:O	2.30	0.50
48:B1:58:ILE:HD12	48:B1:90:ILE:HG22	1.94	0.50
40:DT:3:ARG:CG	40:DT:6:LEU:HD12	2.42	0.50
36:DP:105:LEU:CD2	36:DP:105:LEU:N	2.68	0.50
39:DS:28:VAL:HG12	39:DS:29:PHE:H	1.76	0.50
25:DA:300:A:P	45:DY:84:ARG:HH22	2.34	0.50
30:DF:133:ASN:HB2	30:DF:138:GLU:OE2	2.11	0.50
10:CJ:7:LYS:NZ	10:CJ:40:LEU:HD21	2.25	0.50
1:AA:742:G:O2'	1:AA:743:U:H5'	2.11	0.50
25:BA:2283:C:H2'	25:BA:2284:C:H5'	1.94	0.50
25:BA:2845:G:C2'	25:BA:2846:G:H5'	2.42	0.50
25:DA:1300:U:O2	25:DA:1300:U:O4'	2.30	0.50
1:AA:1255:G:H3'	1:AA:1279:A:N6	2.23	0.50
25:DA:1528:A:O2'	25:DA:1528(A):A:H5'	2.11	0.50
30:DF:66:PRO:O	30:DF:67:GLN:CB	2.60	0.50
1:AA:997:U:C2'	1:AA:998:G:C5'	2.89	0.50
2:AB:235:SER:HG	2:AB:236:TYR:HD1	1.58	0.50
25:BA:2662:A:H2'	25:BA:2663:G:O4'	2.10	0.50
25:DA:1231:G:O2'	25:DA:1232:G:H5'	2.11	0.50
28:BD:134:ARG:HG3	28:BD:135:PHE:CD2	2.47	0.50
47:B0:54:ARG:HB2	47:B0:54:ARG:NH1	2.26	0.50
28:DD:75:ILE:HG21	28:DD:99:ASP:HB2	1.93	0.50
1:CA:486:U:H2'	1:CA:487:A:C8	2.46	0.50
1:CA:1056:U:O3'	3:CC:155:GLY:HA3	2.11	0.50
27:DC:26:ALA:O	27:DC:30:VAL:HG12	2.11	0.50
4:CD:91:SER:O	4:CD:92:VAL:C	2.49	0.50
25:BA:797:C:OP1	30:BF:62:ARG:HB2	2.11	0.50
28:DD:133:LEU:HD21	28:DD:191:ALA:CB	2.42	0.50
42:DV:66:ARG:HB2	42:DV:88:ARG:NH2	2.26	0.50
20:CT:79:ARG:HD2	20:CT:83:ARG:CZ	2.42	0.50
25:BA:1165:U:H2'	25:BA:1166:C:C6	2.46	0.50
15:AO:37:ASN:O	15:AO:41:GLU:HB2	2.12	0.50
3:CC:126:ARG:HG2	3:CC:126:ARG:HH11	1.75	0.50
25:DA:962:G:O2'	25:DA:963:U:H5'	2.11	0.50
1:AA:1061:G:C2'	1:AA:1062:U:H5'	2.41	0.50

Continued on next page...

Continued from previous page...

Atom-1	Atom-2	Interatomic distance (Å)	Clash overlap (Å)
1:AA:1466:C:O2'	1:AA:1467:G:H5'	2.11	0.50
32:BH:143:GLN:O	32:BH:146:ALA:N	2.45	0.50
1:CA:575:G:OP1	1:CA:575:G:H4'	2.10	0.50
11:AK:20:TYR:CE2	11:AK:83:ILE:HD12	2.47	0.50
25:DA:201:C:O2'	25:DA:202:U:H5'	2.10	0.50
36:BP:41:ARG:NE	36:BP:45:LEU:HD12	2.26	0.50
39:BS:61:ASN:ND2	39:BS:61:ASN:C	2.65	0.50
35:DO:98:VAL:O	35:DO:98:VAL:HG13	2.12	0.50
1:AA:1117:G:H4'	9:AI:104:ARG:HH12	1.74	0.50
9:AI:121:ARG:NH1	9:AI:121:ARG:HG2	2.26	0.50
32:BH:15:VAL:HG11	32:BH:79:VAL:HG23	1.93	0.50
2:CB:17:PHE:O	2:CB:204:ASN:HB2	2.11	0.50
25:DA:1022:G:H2'	25:DA:1025:G:N2	2.27	0.50
34:DN:99:LEU:C	34:DN:99:LEU:HD13	2.32	0.50
25:DA:2100:G:C2'	25:DA:2101:G:H5'	2.42	0.50
25:DA:2109:U:H1'	25:DA:2181:G:N2	2.25	0.50
25:BA:1493:C:H2'	25:BA:1493:C:O2	2.11	0.50
7:CG:30:ILE:HB	7:CG:39:ALA:HB1	1.92	0.50
41:BU:112:ARG:HE	42:BV:46:VAL:HG11	1.77	0.50
2:CB:132:LYS:NZ	2:CB:136:VAL:HG21	2.26	0.50
35:BO:69:ILE:HG21	35:BO:105:GLU:OE2	2.12	0.50
45:BY:28:LYS:CB	45:BY:37:VAL:HB	2.31	0.50
25:BA:1342:A:O2'	25:BA:1344:G:OP2	2.26	0.50
25:DA:158:U:H3	25:DA:171:G:P	2.34	0.50
25:BA:662:G:OP1	36:BP:18:ARG:NH1	2.35	0.50
25:BA:1638:C:H1'	25:BA:2698:U:O2'	2.11	0.50
25:DA:2392:A:N3	25:DA:2392:A:H5'	2.26	0.50
2:AB:22:LYS:N	2:AB:40:HIS:HE1	2.10	0.50
1:CA:323:U:H2'	1:CA:324:G:O4'	2.11	0.50
20:CT:14:LYS:O	20:CT:18:GLN:HG3	2.11	0.50
13:AM:25:ILE:HD11	13:AM:66:LEU:HD23	1.91	0.50
43:DW:2:GLU:OE2	43:DW:72:LYS:NZ	2.43	0.50
25:BA:655:A:C3'	25:BA:656:G:H5'	2.42	0.50
3:CC:64:VAL:CG2	3:CC:99:VAL:HA	2.41	0.50
1:CA:963:G:H21	10:CJ:55:LYS:CD	2.23	0.50
46:DZ:119:ILE:O	46:DZ:170:ILE:O	2.30	0.50
42:BV:15:GLU:O	42:BV:16:PRO:C	2.49	0.50
42:BV:19:LYS:CG	42:BV:94:LEU:HB2	2.35	0.50
49:D2:58:ALA:O	49:D2:61:LEU:N	2.43	0.50
48:B1:86:SER:CB	48:B1:89:GLU:CD	2.80	0.50
46:BZ:80:ARG:O	46:BZ:82:PRO:N	2.44	0.50

Continued on next page...

Continued from previous page...

Atom-1	Atom-2	Interatomic distance (Å)	Clash overlap (Å)
19:CS:15:LEU:HD22	19:CS:15:LEU:N	2.26	0.50
1:AA:28:G:O2'	1:AA:296:U:H5''	2.12	0.50
25:BA:2473:U:O2	25:BA:2473:U:H2'	2.09	0.50
6:CF:4:TYR:OH	6:CF:69:GLU:HA	2.12	0.50
12:AL:53:ALA:HB2	12:AL:67:ILE:HD11	1.94	0.50
25:DA:2207:G:N3	25:DA:2207:G:H2'	2.26	0.50
25:DA:309:G:O3'	45:DY:18:GLY:CA	2.59	0.50
25:BA:2174:C:C2	27:BC:219:MET:HE1	2.46	0.50
28:DD:80:ALA:HB3	28:DD:94:LEU:HD13	1.94	0.50
25:BA:1903:G:OP1	28:BD:241:PRO:HB2	2.12	0.50
25:DA:1225:G:O3'	42:DV:84:LYS:HD3	2.11	0.50
11:AK:95:ILE:HD12	11:AK:108:ILE:CD1	2.41	0.50
1:CA:1173:G:OP1	7:CG:5:ARG:NH2	2.45	0.50
34:DN:74:ARG:HG3	34:DN:74:ARG:NH1	2.25	0.50
36:DP:31:ALA:O	36:DP:33:ARG:N	2.45	0.50
1:CA:544:G:C6	1:CA:545:C:C4	3.00	0.50
1:CA:662:G:H2'	1:CA:663:A:H8	1.76	0.50
26:BB:87:G:H2'	26:BB:88:C:H5''	1.94	0.50
22:AV:100:GLY:O	22:AV:104:PHE:HD1	1.95	0.50
22:AV:1:MET:HA	22:AV:61:GLU:HA	1.94	0.50
29:DE:44:TYR:HD2	29:DE:82:ARG:HD3	1.77	0.50
36:BP:21:ARG:HD3	36:BP:29:LYS:HE3	1.94	0.50
39:BS:85:VAL:HG22	39:BS:106:ARG:CB	2.41	0.50
10:AJ:35:SER:O	10:AJ:36:GLY:O	2.29	0.50
25:DA:90:U:H2'	25:DA:90:U:O2	2.12	0.50
25:BA:2182:G:H2'	25:BA:2183:C:C5	2.46	0.50
40:BT:34:VAL:HG13	40:BT:39:ARG:CA	2.39	0.50
37:BQ:16:ARG:C	37:BQ:17:LEU:HD23	2.31	0.50
1:CA:631:G:C2'	1:CA:632:A:C8	2.93	0.50
12:CL:29:PHE:HE1	12:CL:83:ARG:HG3	1.75	0.50
33:DI:8:PRO:HB3	33:DI:15:VAL:H	1.76	0.50
54:D7:27:GLY:O	54:D7:30:VAL:N	2.44	0.50
1:CA:1082:G:O2'	1:CA:1083:U:H5'	2.11	0.50
8:CH:12:ARG:HG2	8:CH:24:THR:CG2	2.41	0.50
5:CE:19:MET:SD	5:CE:24:ARG:HB3	2.52	0.50
52:B5:15:ARG:O	52:B5:18:ALA:HB3	2.11	0.50
18:AR:36:ASN:ND2	18:AR:39:VAL:CG2	2.75	0.50
7:AG:21:VAL:HG23	7:AG:22:LEU:N	2.26	0.50
1:AA:117:G:H2'	1:AA:118:U:O4'	2.12	0.50
1:AA:127:G:O2'	1:AA:128:G:H5'	2.12	0.50
40:DT:64:ARG:HH12	40:DT:103:ARG:HA	1.77	0.50

Continued on next page...

Continued from previous page...

Atom-1	Atom-2	Interatomic distance (Å)	Clash overlap (Å)
25:BA:313:C:O2'	25:BA:314:A:H5'	2.12	0.50
1:CA:403:C:O2'	1:CA:404:U:H5'	2.11	0.50
25:DA:968:G:C6	25:DA:969:U:C4	3.00	0.50
25:BA:2843:G:O2'	25:BA:2844:G:H5'	2.12	0.50
25:DA:790:C:O2'	25:DA:791:C:H5'	2.11	0.50
5:CE:84:PHE:HB2	5:CE:134:ALA:HB2	1.93	0.50
25:DA:2563:U:H2'	25:DA:2565:A:OP2	2.10	0.50
23:CW:56:C:O2	31:DG:78:SER:HB2	2.11	0.50
55:B8:6:THR:HG21	55:B8:63:PRO:HD3	1.93	0.50
35:DO:97:ARG:HG3	35:DO:97:ARG:HH11	1.77	0.50
25:BA:159:U:H3'	25:BA:160:U:H2'	1.94	0.50
2:CB:21:ARG:HB2	2:CB:38:GLY:O	2.12	0.50
50:D3:5:LYS:HG3	50:D3:36:VAL:HA	1.94	0.50
41:DU:52:ARG:HH11	41:DU:52:ARG:HG3	1.75	0.50
25:DA:954:G:OP1	37:DQ:15:GLY:N	2.45	0.50
44:DX:57:LEU:HD22	44:DX:57:LEU:C	2.32	0.50
7:CG:32:ARG:O	7:CG:33:ASP:HB2	2.12	0.50
1:CA:1129:C:H1'	1:CA:1132:C:C5	2.47	0.50
22:CV:150:PRO:CB	22:CV:160:GLN:HE22	2.24	0.50
1:AA:957:U:C1'	1:AA:960:U:H3	2.24	0.50
29:BE:60:ASN:CG	29:BE:62:PRO:HD2	2.31	0.50
1:AA:160:A:H2	1:AA:343:U:H1'	1.76	0.50
36:DP:10:PRO:O	36:DP:11:GLY:O	2.30	0.50
1:AA:19:C:H2'	1:AA:20:U:C6	2.45	0.50
25:DA:171:G:OP1	25:DA:171:G:C8	2.64	0.50
28:BD:35:LYS:HZ2	28:BD:103:ARG:HA	1.76	0.50
2:AB:24:TRP:CE2	2:AB:26:PRO:HD3	2.47	0.50
2:AB:78:GLN:O	2:AB:81:VAL:HB	2.12	0.50
25:BA:1826:G:C4'	28:BD:242:ARG:HH21	2.20	0.50
40:DT:39:ARG:O	40:DT:41:ARG:N	2.45	0.50
22:CV:84:ASP:HB3	22:CV:89:GLU:N	2.26	0.50
25:BA:1798:U:H5'	28:BD:259:THR:HG22	1.94	0.50
46:DZ:140:VAL:HG23	46:DZ:143:LEU:HG	1.92	0.50
46:DZ:150:HIS:HA	46:DZ:170:ILE:CG1	2.36	0.50
25:BA:1162:G:H4'	42:BV:24:LYS:HB2	1.94	0.50
8:AH:109:ILE:HG23	8:AH:137:VAL:HB	1.94	0.50
33:BI:9:LEU:HB2	33:BI:12:LEU:O	2.12	0.50
36:DP:85:LEU:CA	36:DP:88:LEU:HD13	2.41	0.50
3:AC:134:ILE:HD11	3:AC:153:VAL:CG2	2.41	0.50
39:DS:98:VAL:C	39:DS:100:ALA:H	2.14	0.50
25:DA:192:C:C2'	25:DA:193:U:H5'	2.41	0.50

Continued on next page...

Continued from previous page...

Atom-1	Atom-2	Interatomic distance (Å)	Clash overlap (Å)
51:B4:40:ILE:HB	51:B4:48:ILE:HG13	1.92	0.50
10:CJ:78:ASN:HD22	10:CJ:80:LYS:HB2	1.77	0.50
5:AE:53:LEU:O	5:AE:56:GLN:HB3	2.11	0.50
1:AA:622:A:C8	1:AA:623:C:C5	2.99	0.50
39:BS:17:ARG:O	39:BS:18:ILE:HG22	2.12	0.50
26:DB:16:G:O2'	26:DB:17:C:H5'	2.11	0.50
1:AA:490:G:C4	1:AA:491:G:C8	3.00	0.50
25:DA:17:G:H4'	41:DU:25:TRP:CH2	2.47	0.50
28:DD:271:ILE:O	28:DD:272:ALA:CB	2.58	0.50
22:AV:71:GLN:H	22:AV:83:MET:H	1.59	0.50
6:AF:63:TYR:O	6:AF:65:VAL:N	2.45	0.50
37:BQ:46:GLN:O	37:BQ:48:GLU:N	2.45	0.50
44:DX:29:TRP:HA	44:DX:29:TRP:HE3	1.77	0.50
27:DC:186:LEU:HA	27:DC:189:ASN:ND2	2.26	0.50
1:CA:1260:C:C6	1:CA:1260:C:H3'	2.46	0.50
36:DP:49:ARG:HH21	36:DP:50:ARG:NH2	2.10	0.50
1:CA:432:A:H2'	1:CA:433:C:O4'	2.12	0.50
33:DI:100:ALA:C	33:DI:102:SER:N	2.65	0.50
25:BA:1012:U:C5	34:BN:28:THR:HG21	2.47	0.50
32:BH:164:TYR:O	32:BH:165:ALA:HB2	2.12	0.50
51:D4:60:GLU:O	51:D4:61:VAL:CB	2.59	0.50
1:AA:918:A:H2'	1:AA:919:A:O4'	2.11	0.50
1:AA:442:C:H42	1:AA:492:G:H1	1.59	0.50
25:BA:1684:C:H2'	25:BA:1685:C:C6	2.47	0.50
2:CB:96:ARG:HD3	2:CB:148:TYR:HE1	1.77	0.50
1:AA:967:C:H4'	9:AI:125:TYR:CE2	2.46	0.50
25:DA:444:C:O2'	25:DA:445:C:H5'	2.12	0.50
1:AA:697:U:H2'	1:AA:698:G:H5'	1.93	0.50
15:AO:30:ALA:CA	15:AO:85:LEU:HD11	2.42	0.50
1:AA:152:A:H2'	1:AA:153:C:O4'	2.11	0.50
1:AA:827:U:O4	1:AA:870:U:H1'	2.11	0.50
4:AD:164:ALA:O	4:AD:168:ARG:HD2	2.12	0.50
25:DA:332:A:H1'	25:DA:333:G:OP1	2.12	0.50
36:BP:94:GLU:HG3	36:BP:124:LYS:HB3	1.93	0.50
1:CA:633:G:H5'	1:CA:634:C:OP2	2.11	0.50
25:BA:1119:C:O2'	25:BA:1120:G:H5'	2.12	0.50
29:BE:36:ARG:HD3	29:BE:85:ASN:ND2	2.27	0.50
40:BT:111:ARG:HG3	40:BT:111:ARG:HH11	1.75	0.50
7:AG:35:LYS:O	7:AG:38:LEU:N	2.45	0.50
3:AC:9:GLY:HA3	14:AN:49:HIS:HA	1.93	0.50
25:DA:864:G:H2'	25:DA:865:C:C6	2.46	0.50

Continued on next page...

Continued from previous page...

Atom-1	Atom-2	Interatomic distance (Å)	Clash overlap (Å)
45:DY:2:ARG:O	45:DY:4:LYS:N	2.45	0.50
45:DY:8:LYS:O	45:DY:9:LYS:HG2	2.11	0.50
25:BA:2102:U:H5	25:BA:2187:G:H1	1.58	0.50
1:AA:344:A:H3'	1:AA:346:G:C6	2.43	0.50
3:AC:104:GLN:NE2	3:AC:105:GLU:O	2.45	0.50
3:AC:70:VAL:HG12	3:AC:71:ALA:H	1.74	0.50
31:BG:43:LEU:HD21	31:BG:90:LEU:HB2	1.94	0.50
32:DH:85:LYS:HZ2	32:DH:133:VAL:HG11	1.76	0.50
32:DH:97:ARG:HG2	32:DH:98:LEU:N	2.27	0.50
32:DH:91:GLY:O	32:DH:92:ILE:HG13	2.11	0.50
36:BP:146:VAL:CG2	36:BP:147:LEU:H	2.01	0.50
20:CT:13:LEU:HD12	20:CT:14:LYS:N	2.26	0.50
16:CP:48:TRP:CE3	16:CP:49:LEU:HB2	2.46	0.50
40:BT:28:VAL:HG12	40:BT:29:ARG:CD	2.34	0.50
1:AA:1330:U:H4'	13:AM:23:TYR:CD2	2.46	0.50
13:AM:15:VAL:HG23	13:AM:34:LEU:HD11	1.94	0.50
35:BO:2:ILE:HB	35:BO:33:ALA:HB3	1.94	0.50
4:AD:61:LYS:C	4:AD:63:LYS:H	2.14	0.50
23:CW:6:G:O2'	23:CW:7:G:H5'	2.11	0.50
25:DA:2803:C:H5'	25:DA:2804:C:P	2.51	0.50
25:BA:1784:A:H4'	25:BA:1785:A:O5'	2.10	0.50
1:CA:1047:G:C2'	1:CA:1048:G:H5'	2.41	0.50
14:CN:6:LEU:O	14:CN:9:LYS:N	2.44	0.50
1:AA:1364:U:O2'	1:AA:1365:G:H5'	2.12	0.50
1:CA:952:U:O2'	1:CA:953:G:H5'	2.12	0.50
19:CS:20:LEU:O	19:CS:23:ASN:N	2.43	0.50
6:CF:53:ALA:C	6:CF:55:ASP:H	2.15	0.50
18:CR:50:ILE:HD11	18:CR:74:ARG:NH1	2.27	0.50
33:BI:112:LYS:H	33:BI:114:LEU:HD12	1.76	0.50
43:BW:92:ARG:O	43:BW:93:ALA:HB3	2.11	0.50
51:D4:62:CYS:C	51:D4:64:LYS:H	2.14	0.50
25:DA:1666:G:C2'	25:DA:1667:G:H5'	2.42	0.50
36:DP:35:HIS:O	36:DP:36:LYS:CB	2.59	0.50
40:DT:136:GLN:CG	40:DT:137:LYS:N	2.74	0.50
31:BG:126:ASP:O	31:BG:128:ARG:N	2.43	0.50
37:BQ:61:GLY:O	46:BZ:176:PRO:CB	2.60	0.50
31:BG:110:ALA:O	31:BG:111:LEU:C	2.50	0.50
4:AD:93:PHE:O	4:AD:94:LEU:C	2.50	0.50
27:DC:60:ARG:HH21	27:DC:143:ALA:HB2	1.76	0.50
29:BE:100:GLU:O	29:BE:172:VAL:HG23	2.12	0.50
20:CT:62:LEU:HD23	20:CT:62:LEU:O	2.11	0.50

Continued on next page...

Continued from previous page...

Atom-1	Atom-2	Interatomic distance (Å)	Clash overlap (Å)
25:DA:1825:A:O4'	28:DD:254:THR:HG21	2.11	0.50
22:CV:132:VAL:O	22:CV:168:GLY:N	2.45	0.50
32:BH:30:LYS:HZ2	32:BH:81:GLU:HA	1.77	0.50
48:B1:76:ARG:HH21	48:B1:97:LEU:HB3	1.76	0.50
25:DA:251:A:H5'	36:DP:51:PHE:CE2	2.47	0.50
26:DB:45:A:C8	31:DG:95:ARG:NE	2.77	0.50
33:DI:98:ALA:C	33:DI:100:ALA:N	2.65	0.50
36:DP:86:LYS:HB2	36:DP:117:GLU:O	2.11	0.50
27:BC:6:LYS:NZ	27:BC:9:ARG:HB2	2.27	0.50
27:BC:194:ILE:HG22	27:BC:198:GLU:CD	2.32	0.50
25:DA:2555:U:C2'	25:DA:2556:C:H5'	2.41	0.50
14:CN:50:LYS:HE3	14:CN:52:GLN:NE2	2.25	0.50
34:DN:126:PRO:C	34:DN:127:ASP:OD1	2.50	0.50
25:BA:2348:U:O2'	25:BA:2349:G:H5''	2.11	0.50
25:BA:1997:G:H2'	25:BA:1998:G:H8	1.75	0.50
1:AA:1509:C:H2'	1:AA:1510:U:O4'	2.12	0.50
1:AA:351:G:OP2	1:AA:351:G:C8	2.63	0.50
25:DA:755:C:O2'	25:DA:756:C:H5'	2.12	0.50
25:BA:2611:U:O2'	52:B5:3:LYS:HG2	2.12	0.50
25:BA:2753:A:O2'	25:BA:2754:U:C6	2.63	0.50
25:BA:2233:U:H2'	25:BA:2234:G:C8	2.47	0.50
3:CC:73:PRO:C	3:CC:75:VAL:N	2.65	0.50
25:DA:1877:A:H3'	25:DA:1878:G:O4'	2.12	0.50
29:BE:120:TRP:CD1	29:BE:155:LYS:HB3	2.47	0.50
1:AA:685:G:C2	1:AA:686:U:C4	3.00	0.50
25:BA:231:C:H2'	25:BA:232:G:O4'	2.11	0.50
8:AH:51:VAL:HG21	8:AH:60:ARG:HG2	1.94	0.50
25:BA:1469:A:H2'	25:BA:1470:G:C8	2.47	0.50
25:BA:2109:U:H1'	25:BA:2181:G:N2	2.27	0.50
25:DA:337:C:H2'	25:DA:338:G:O4'	2.12	0.50
39:BS:68:GLN:HA	39:BS:71:ARG:NH1	2.27	0.50
25:DA:1764:G:H2'	25:DA:1765:C:C6	2.46	0.50
43:DW:28:SER:OG	43:DW:31:GLU:HB2	2.11	0.50
33:BI:80:PRO:O	33:BI:81:VAL:HB	2.11	0.50
46:DZ:28:TYR:N	46:DZ:87:PHE:O	2.39	0.50
2:CB:80:ILE:HD11	2:CB:212:GLN:HA	1.93	0.50
2:CB:21:ARG:C	2:CB:23:ARG:HH12	2.14	0.50
2:CB:8:LYS:O	2:CB:10:LEU:N	2.44	0.50
25:DA:1141:U:H2'	34:DN:63:THR:HB	1.94	0.50
41:DU:110:VAL:O	41:DU:113:ALA:HB3	2.12	0.50
41:DU:57:PHE:O	41:DU:60:LEU:N	2.45	0.50

Continued on next page...

Continued from previous page...

Atom-1	Atom-2	Interatomic distance (Å)	Clash overlap (Å)
42:DV:15:GLU:O	42:DV:16:PRO:C	2.50	0.50
25:BA:2178:C:O2'	27:BC:169:THR:HB	2.12	0.50
48:D1:46:LEU:N	48:D1:46:LEU:CD2	2.70	0.50
25:BA:1154:G:OP2	41:BU:58:ARG:NH1	2.45	0.50
19:CS:32:LYS:HA	19:CS:50:ALA:CB	2.23	0.50
1:AA:1254:C:OP1	10:AJ:45:ARG:HG2	2.11	0.50
1:AA:1147:C:O2	9:AI:16:ARG:NH1	2.45	0.50
53:D6:48:VAL:O	53:D6:49:HIS:HB2	2.10	0.50
29:DE:21:VAL:O	29:DE:23:VAL:HG13	2.10	0.50
32:DH:85:LYS:NZ	32:DH:133:VAL:HG21	2.21	0.50
53:B6:11:LEU:O	53:B6:24:GLU:N	2.44	0.50
36:BP:140:ALA:O	36:BP:141:ALA:CB	2.59	0.50
36:DP:58:THR:O	36:DP:58:THR:HG22	2.12	0.50
25:BA:478:A:N1	25:BA:500:G:H4'	2.26	0.50
25:DA:274:G:N2	25:DA:275:G:C1'	2.75	0.50
13:CM:34:LEU:CD1	13:CM:41:PRO:HG3	2.38	0.50
13:AM:97:PRO:HA	13:AM:110:ARG:CD	2.42	0.50
11:AK:123:LYS:HA	11:AK:126:ARG:HG3	1.92	0.50
10:AJ:13:HIS:HB3	10:AJ:68:HIS:CD2	2.47	0.50
9:CI:114:TYR:HE1	10:CJ:60:ARG:N	2.09	0.50
10:CJ:49:VAL:HG23	14:CN:41:ARG:CD	2.42	0.50
32:BH:71:LEU:HA	32:BH:74:ASN:HD22	1.77	0.50
47:D0:71:ASP:O	47:D0:72:ARG:HG2	2.11	0.50
40:DT:23:ARG:HB2	40:DT:24:PRO:HD2	1.93	0.50
40:DT:28:VAL:HG11	40:DT:46:GLU:CG	2.41	0.50
1:AA:1363(A):A:C5'	1:AA:1364:U:OP1	2.51	0.50
30:DF:154:VAL:N	30:DF:172:TRP:O	2.45	0.50
36:BP:27:HIS:C	36:BP:27:HIS:CD2	2.85	0.50
25:BA:2289:G:C2'	25:BA:2290:G:H5''	2.42	0.50
25:BA:781:A:C8	28:BD:219:PRO:HG3	2.47	0.50
1:AA:33:A:OP2	1:AA:398:C:H5'	2.12	0.50
12:AL:50:ARG:HG2	12:AL:50:ARG:HH11	1.76	0.50
12:AL:87:VAL:C	12:AL:89:ASP:H	2.15	0.50
1:CA:81:U:H2'	1:CA:82:U:H6	1.76	0.50
1:CA:189(H):G:O2'	1:CA:189(I):G:H5'	2.12	0.50
5:CE:109:ILE:O	5:CE:111:GLU:N	2.45	0.50
11:AK:32:ILE:CD1	11:AK:32:ILE:H	2.15	0.50
25:DA:1568:G:OP2	28:DD:63:ARG:NH2	2.45	0.50
12:CL:65:ALA:HB2	12:CL:82:ILE:HD12	1.94	0.50
1:CA:1309:G:C6	1:CA:1329:A:C2	2.99	0.50
1:CA:1522:U:O2'	1:CA:1523:G:H5'	2.12	0.50

Continued on next page...

Continued from previous page...

Atom-1	Atom-2	Interatomic distance (Å)	Clash overlap (Å)
25:DA:2179:C:H1'	27:DC:169:THR:HG22	1.94	0.50
25:DA:538:G:C2	25:DA:539:G:C5	3.00	0.50
46:DZ:130:ARG:N	46:DZ:130:ARG:CD	2.70	0.50
39:BS:85:VAL:HG22	39:BS:106:ARG:HB2	1.94	0.50
46:BZ:17:LEU:O	46:BZ:22:LYS:N	2.41	0.50
4:AD:100:ARG:NH1	4:AD:137:SER:HA	2.26	0.50
26:BB:65:C:N4	26:BB:109:C:H2'	2.24	0.50
25:DA:1275:A:N7	38:DR:16:HIS:HB2	2.26	0.50
30:BF:164:ARG:O	30:BF:168:ARG:HB2	2.12	0.50
20:CT:33:ILE:CG2	20:CT:63:ILE:HG12	2.39	0.50
25:DA:184:C:H2'	25:DA:185:U:H6	1.77	0.50
25:DA:2738:A:N1	25:DA:2739:U:C2	2.80	0.50
45:BY:2:ARG:O	45:BY:3:VAL:HB	2.11	0.50
35:DO:1:MET:CE	35:DO:67:LYS:HG2	2.41	0.50
1:AA:1228:C:O3'	13:AM:116:THR:HA	2.12	0.50
25:BA:1964:G:H4'	25:BA:1965:C:OP2	2.12	0.50
25:BA:1952:A:C6	35:BO:22:ILE:HD12	2.46	0.50
25:BA:226:G:H21	25:BA:228:A:H62	1.59	0.50
10:CJ:32:ALA:CB	10:CJ:76:ASN:HB2	2.41	0.50
1:AA:931:C:H42	1:AA:1386:G:H1	1.60	0.50
1:CA:484:G:O2'	1:CA:485:G:OP2	2.27	0.50
1:AA:834:C:H2'	1:AA:835:U:C6	2.46	0.50
15:AO:38:ARG:HH11	15:AO:38:ARG:HG2	1.76	0.50
29:BE:91:VAL:HG13	29:BE:95:ILE:HG12	1.93	0.50
25:DA:939:G:C2'	25:DA:940:G:H5'	2.42	0.50
27:DC:193:PHE:O	27:DC:196:ALA:N	2.45	0.50
25:BA:1448:G:HO2'	25:BA:1528(A):A:N6	2.10	0.50
25:BA:1357:U:H2'	25:BA:1358:G:O4'	2.11	0.50
33:BI:29:TYR:CE1	33:BI:33:ARG:NE	2.79	0.50
4:AD:98:GLU:CG	4:AD:103:ASN:HD21	2.25	0.50
9:AI:126:SER:O	9:AI:128:ARG:HD3	2.12	0.50
25:BA:1399:C:OP1	44:BX:25:LYS:NZ	2.40	0.50
25:BA:272(A):U:H6	25:BA:272(A):U:C5'	2.25	0.50
25:BA:2180:U:H2'	25:BA:2181:G:O4'	2.10	0.50
41:DU:112:ARG:O	41:DU:115:ALA:HB3	2.12	0.50
8:CH:33:GLU:O	8:CH:37:ARG:HB2	2.12	0.50
1:CA:1205:U:H4'	3:CC:195:VAL:HG21	1.94	0.50
22:AV:64:TYR:CD1	22:AV:64:TYR:N	2.80	0.50
22:CV:27:HIS:HE1	25:DA:2255:G:H5'	1.77	0.50
39:BS:78:LEU:C	39:BS:80:LEU:H	2.15	0.49
3:AC:14:ILE:HD13	3:AC:178:LEU:HB3	1.94	0.49

Continued on next page...

Continued from previous page...

Atom-1	Atom-2	Interatomic distance (Å)	Clash overlap (Å)
50:D3:4:LEU:O	50:D3:37:LEU:N	2.45	0.49
7:CG:71:PRO:CG	7:CG:103:TRP:HZ3	2.22	0.49
7:CG:106:GLN:HA	7:CG:109:ASN:HD22	1.76	0.49
25:DA:2305:A:H2'	25:DA:2306:C:H5''	1.93	0.49
25:DA:278:A:H5''	25:DA:279:C:OP2	2.11	0.49
3:AC:35:GLU:HG2	3:AC:39:ILE:HD11	1.94	0.49
25:BA:2698:U:H2'	25:BA:2699:C:C6	2.46	0.49
32:DH:94:TYR:CD1	32:DH:107:VAL:HA	2.46	0.49
25:BA:1593:G:C3'	25:BA:1594:G:C5'	2.90	0.49
25:DA:283:A:H5'	25:DA:284:U:C5	2.45	0.49
4:AD:104:VAL:HG12	4:AD:108:LEU:HD13	1.93	0.49
8:AH:16:ALA:HB1	8:AH:63:LEU:HD21	1.93	0.49
48:B1:53:VAL:HG23	48:B1:74:VAL:HG13	1.94	0.49
14:AN:21:TYR:HE2	14:AN:23:ARG:HH21	1.60	0.49
1:CA:1320:C:OP1	19:CS:70:LYS:NZ	2.45	0.49
36:DP:112:LEU:HD22	36:DP:113:LYS:N	2.27	0.49
1:CA:1034:G:H3'	1:CA:1034:G:C8	2.47	0.49
32:BH:127:GLU:C	32:BH:129:THR:H	2.15	0.49
32:BH:89:ILE:HD12	32:BH:90:LYS:H	1.77	0.49
10:CJ:24:VAL:CG2	10:CJ:72:VAL:HG11	2.42	0.49
31:BG:76:SER:CA	31:BG:84:LYS:H	2.25	0.49
40:BT:54:ARG:HH11	40:BT:54:ARG:HG2	1.77	0.49
1:CA:265:G:H2'	1:CA:267:C:C5	2.45	0.49
25:BA:1040:C:O5'	25:BA:1040:C:H6	1.94	0.49
32:DH:68:THR:O	32:DH:70:THR:N	2.45	0.49
25:BA:1503:U:C4	25:BA:1504:C:N4	2.80	0.49
44:BX:41:ASN:ND2	44:BX:41:ASN:N	2.59	0.49
1:CA:222:U:C2	1:CA:223:U:C5	3.00	0.49
6:CF:100:ASN:HB2	18:CR:28:GLU:HA	1.92	0.49
34:BN:129:PRO:O	34:BN:131:GLN:OE1	2.30	0.49
36:BP:71:VAL:O	36:BP:73:GLY:N	2.44	0.49
50:B3:26:LEU:O	50:B3:35:ARG:HD3	2.12	0.49
1:CA:570:G:H1'	1:CA:820:U:C4	2.48	0.49
1:CA:878:G:O4'	8:CH:3:THR:HG21	2.11	0.49
25:DA:148:C:H5'	25:DA:149:A:OP2	2.12	0.49
22:AV:71:GLN:OE1	22:AV:85:LEU:HD21	2.12	0.49
4:AD:191:ARG:O	4:AD:191:ARG:HD2	2.12	0.49
1:AA:598:U:O2'	1:AA:599:C:H5'	2.12	0.49
25:BA:212:G:C2'	25:BA:213:A:H5'	2.41	0.49
25:BA:952:G:C6	25:BA:953:A:N7	2.80	0.49
25:DA:1205:U:H3'	25:DA:1206:G:C5'	2.41	0.49

Continued on next page...

Continued from previous page...

Atom-1	Atom-2	Interatomic distance (Å)	Clash overlap (Å)
50:B3:54:VAL:HG12	50:B3:55:ARG:H	1.75	0.49
44:BX:60:ARG:HH12	54:B7:47:ARG:HH22	1.59	0.49
25:DA:2777:G:H5'	25:DA:2778:A:C5'	2.42	0.49
1:CA:728:A:H2'	1:CA:729:A:C8	2.46	0.49
40:DT:108:ARG:HA	40:DT:111:ARG:HH12	1.73	0.49
25:DA:747:U:H6	25:DA:747:U:O5'	1.95	0.49
25:DA:919:G:H2'	25:DA:920:G:C8	2.46	0.49
1:AA:175:C:H4'	20:AT:25:ARG:NH1	2.26	0.49
1:CA:64:G:N2	1:CA:67:C:C4	2.80	0.49
25:DA:2772:C:H2'	25:DA:2773:C:C6	2.45	0.49
16:CP:18:ARG:HH11	16:CP:35:LYS:HD2	1.77	0.49
20:AT:74:LYS:HD3	20:AT:74:LYS:N	2.24	0.49
4:CD:57:ARG:NE	4:CD:205:GLU:OE2	2.45	0.49
1:AA:791:G:N2	1:AA:1497:G:H4'	2.27	0.49
26:BB:17:C:H2'	26:BB:18:G:H5'	1.94	0.49
28:DD:134:ARG:HD3	28:DD:135:PHE:CZ	2.47	0.49
36:BP:70:GLN:HA	36:BP:70:GLN:OE1	2.12	0.49
25:BA:1272:A:H3'	25:BA:1273:U:C5'	2.42	0.49
25:DA:775:G:H4'	25:DA:776:G:O5'	2.11	0.49
11:AK:52:GLY:O	11:AK:55:LYS:HE2	2.12	0.49
42:BV:69:LYS:HA	42:BV:88:ARG:HG2	1.93	0.49
16:CP:3:LYS:O	16:CP:4:ILE:HG13	2.11	0.49
25:DA:769:G:O2'	25:DA:770:G:H5'	2.11	0.49
28:DD:245:PRO:O	28:DD:246:PRO:C	2.51	0.49
1:AA:1353:G:C2	1:AA:1370:G:C2	3.00	0.49
46:DZ:101:LEU:HD13	46:DZ:121:ARG:O	2.12	0.49
46:DZ:10:GLU:C	46:DZ:12:GLU:OE2	2.50	0.49
2:CB:207:ALA:HB1	2:CB:209:ARG:CG	2.41	0.49
2:CB:68:ILE:O	2:CB:90:MET:HB3	2.12	0.49
2:CB:91:PRO:CG	2:CB:155:LEU:HB2	2.42	0.49
25:DA:1002:G:H2'	25:DA:1003:G:O4'	2.12	0.49
34:DN:43:THR:HG22	34:DN:45:ASN:HD22	1.77	0.49
25:DA:864:G:N2	25:DA:867:C:N4	2.60	0.49
19:CS:61:TYR:CG	19:CS:62:ILE:N	2.79	0.49
19:CS:63:THR:HB	19:CS:66:MET:HE3	1.93	0.49
28:BD:54:ARG:HG3	28:BD:54:ARG:HH11	1.73	0.49
1:CA:1287:A:H2'	1:CA:1288:A:C8	2.47	0.49
41:BU:112:ARG:HH21	42:BV:46:VAL:CG1	2.26	0.49
19:AS:9:VAL:O	19:AS:11:VAL:HG12	2.12	0.49
45:DY:31:LEU:CB	45:DY:32:PRO:CA	2.89	0.49
30:BF:196:LEU:C	30:BF:198:ALA:H	2.15	0.49

Continued on next page...

Continued from previous page...

Atom-1	Atom-2	Interatomic distance (Å)	Clash overlap (Å)
40:BT:41:ARG:C	40:BT:42:ILE:HD12	2.32	0.49
38:DR:8:ARG:NE	38:DR:9:LYS:H	2.08	0.49
16:AP:49:LEU:HD12	16:AP:49:LEU:C	2.33	0.49
25:DA:632:A:N3	25:DA:2403:C:H1'	2.27	0.49
32:DH:85:LYS:O	32:DH:133:VAL:N	2.45	0.49
25:DA:2662:A:H2'	25:DA:2663:G:O4'	2.12	0.49
19:AS:53:ASN:OD1	19:AS:56:GLN:O	2.30	0.49
35:BO:4:PRO:HA	35:BO:21:CYS:SG	2.52	0.49
2:AB:142:LEU:O	2:AB:143:GLU:C	2.51	0.49
1:AA:1523:G:OP1	11:AK:123:LYS:HD2	2.11	0.49
5:AE:40:ARG:HA	5:AE:67:VAL:O	2.12	0.49
3:CC:11:ARG:HG2	3:CC:11:ARG:HH11	1.78	0.49
3:CC:5:ILE:O	3:CC:5:ILE:HD12	2.12	0.49
14:CN:27:CYS:O	14:CN:27:CYS:SG	2.70	0.49
25:DA:6:A:C2	25:DA:7:G:C5	3.00	0.49
1:AA:825:G:N2	8:AH:11:THR:HG21	2.27	0.49
1:CA:954:G:H2'	1:CA:955:U:C6	2.47	0.49
30:DF:132:VAL:HG13	30:DF:133:ASN:OD1	2.13	0.49
32:BH:89:ILE:O	32:BH:90:LYS:C	2.48	0.49
25:DA:26:G:C6	25:DA:27:G:N2	2.79	0.49
3:CC:138:VAL:HG21	3:CC:168:ALA:O	2.13	0.49
12:CL:116:LYS:O	12:CL:117:TYR:CB	2.60	0.49
4:AD:129:ASN:HB2	4:AD:131:ARG:NH1	2.27	0.49
35:DO:86:ILE:O	35:DO:87:ILE:HD13	2.12	0.49
5:AE:53:LEU:H	5:AE:53:LEU:CD1	2.24	0.49
30:BF:111:ALA:O	30:BF:115:ALA:HB2	2.12	0.49
20:CT:46:GLU:O	20:CT:48:LYS:N	2.45	0.49
16:CP:22:THR:HA	16:CP:33:ILE:CD1	2.41	0.49
7:CG:79:ARG:HD3	7:CG:81:GLY:N	2.27	0.49
25:BA:1983:C:C2'	25:BA:1984:G:H5'	2.42	0.49
2:AB:178:ARG:HG3	8:AH:71:GLY:CA	2.43	0.49
25:BA:2114:A:H2'	25:BA:2115:G:C1'	2.42	0.49
20:CT:59:ALA:O	20:CT:63:ILE:HG13	2.12	0.49
1:AA:998:G:O2'	1:AA:999:C:H5'	2.12	0.49
25:BA:402:A:C2'	25:BA:403:U:H5'	2.43	0.49
23:AW:47:U:H5''	23:AW:48:C:H5'	1.93	0.49
36:DP:49:ARG:HH21	36:DP:50:ARG:HH22	1.60	0.49
47:B0:10:ARG:O	47:B0:13:ARG:NH2	2.45	0.49
25:BA:2277:G:H2'	25:BA:2278:A:C5'	2.40	0.49
30:DF:40:GLN:CD	30:DF:184:TYR:HB2	2.33	0.49
48:B1:80:LEU:HB3	48:B1:82:LEU:CD2	2.41	0.49

Continued on next page...

Continued from previous page...

Atom-1	Atom-2	Interatomic distance (Å)	Clash overlap (Å)
25:DA:2515:C:O2	25:DA:2570:G:C2	2.65	0.49
28:BD:125:ILE:HD13	28:BD:131:LEU:HD21	1.93	0.49
1:CA:677:U:H2'	1:CA:678:U:H6	1.73	0.49
25:BA:72:U:C4	25:BA:112:U:H4'	2.47	0.49
1:CA:1074:G:C2	1:CA:1075:C:C2	3.00	0.49
25:DA:225:A:O2'	25:DA:257:A:H4'	2.11	0.49
25:BA:2061:G:HO2'	25:BA:2063:C:H5	1.59	0.49
4:CD:88:VAL:HG13	5:CE:97:GLY:HA3	1.93	0.49
2:CB:175:ARG:O	2:CB:177:ALA:N	2.45	0.49
44:BX:46:ALA:HB3	44:BX:47:PHE:HD1	1.77	0.49
1:CA:491:G:C4	1:CA:492:G:C8	2.99	0.49
33:DI:129:THR:CB	33:DI:137:PRO:HA	2.41	0.49
25:DA:1445(A):C:H2'	25:DA:1446:C:H6	1.77	0.49
35:BO:10:VAL:HG23	35:BO:10:VAL:O	2.12	0.49
4:CD:180:GLY:O	4:CD:182:LYS:HE3	2.12	0.49
25:DA:679:C:O2'	25:DA:680:G:H5'	2.13	0.49
1:CA:189(D):C:H2'	1:CA:189(E):U:O4'	2.12	0.49
43:DW:51:LEU:C	43:DW:51:LEU:HD13	2.33	0.49
48:B1:66:HIS:O	48:B1:69:LYS:N	2.45	0.49
25:DA:1270:C:O2'	25:DA:1325:G:H2'	2.12	0.49
8:CH:40:ALA:HB2	8:CH:45:ILE:HG13	1.93	0.49
29:BE:158:GLY:O	29:BE:159:HIS:C	2.50	0.49
42:DV:8:GLY:O	42:DV:10:LYS:HE2	2.12	0.49
23:AW:59:A:C2'	23:AW:60:U:H5'	2.43	0.49
25:BA:1315:C:O2'	25:BA:1316:U:H5'	2.11	0.49
25:BA:2726:U:HO2'	25:BA:2727:G:C5'	2.25	0.49
25:BA:2191:G:H2'	25:BA:2192:G:O4'	2.12	0.49
25:BA:250:G:C6	25:BA:251:A:C6	3.01	0.49
36:BP:55:ARG:O	36:BP:56:SER:OG	2.24	0.49
25:BA:2876:G:O5'	40:BT:3:ARG:HA	2.11	0.49
1:AA:1371:G:OP2	9:AI:11:LYS:HD2	2.13	0.49
16:AP:25:ARG:HH11	16:AP:25:ARG:HG3	1.76	0.49
2:CB:236:TYR:HA	2:CB:239:VAL:HG21	1.92	0.49
2:CB:82:ARG:O	2:CB:86:GLU:HG3	2.11	0.49
42:DV:100:ARG:HG3	42:DV:100:ARG:O	2.12	0.49
42:DV:49:THR:CB	42:DV:50:PRO:HD2	2.42	0.49
42:DV:58:VAL:O	42:DV:97:LYS:HB2	2.12	0.49
25:BA:1815:A:OP2	28:BD:54:ARG:NH2	2.43	0.49
25:DA:484:C:H2'	25:DA:485:C:C6	2.46	0.49
35:BO:77:ILE:HD12	40:BT:74:ARG:HG2	1.94	0.49
40:BT:30:VAL:HA	40:BT:43:GLN:O	2.11	0.49

Continued on next page...

Continued from previous page...

Atom-1	Atom-2	Interatomic distance (Å)	Clash overlap (Å)
1:AA:191:G:C1'	20:AT:105:SER:HB3	2.43	0.49
30:DF:123:LEU:HD12	30:DF:124:LEU:N	2.28	0.49
10:AJ:37:PRO:HA	10:AJ:72:VAL:HG22	1.94	0.49
10:AJ:98:ILE:N	10:AJ:98:ILE:HD12	2.27	0.49
29:DE:108:SER:OG	29:DE:163:GLU:HG2	2.13	0.49
2:AB:41:ILE:HD12	2:AB:41:ILE:H	1.77	0.49
1:AA:267:C:OP1	17:AQ:67:LYS:HB2	2.12	0.49
40:BT:48:ILE:O	40:BT:63:VAL:HA	2.12	0.49
8:CH:120:THR:C	8:CH:122:ARG:H	2.16	0.49
35:BO:65:THR:HA	35:BO:82:ASN:HA	1.94	0.49
4:AD:13:ARG:HG3	4:AD:13:ARG:NH1	2.26	0.49
34:DN:117:PHE:O	34:DN:120:LEU:HB3	2.12	0.49
25:DA:2839:G:H4'	38:DR:49:ASP:HB2	1.95	0.49
33:DI:48:GLU:CD	33:DI:48:GLU:N	2.65	0.49
33:BI:20:ASP:OD2	33:BI:20:ASP:C	2.51	0.49
30:BF:34:TRP:O	30:BF:36:VAL:N	2.45	0.49
1:CA:1201:A:H1'	1:CA:1202:G:OP2	2.12	0.49
1:AA:369:C:O2'	1:AA:370:C:H5'	2.12	0.49
1:AA:372:C:C4'	1:AA:373:A:OP1	2.56	0.49
1:AA:377:G:O2'	1:AA:378:G:H5'	2.13	0.49
10:CJ:6:ILE:HG22	10:CJ:98:ILE:HD11	1.92	0.49
25:BA:813:U:H2'	25:BA:814:C:C6	2.46	0.49
25:DA:1682:G:C2	25:DA:1683:C:C2	3.00	0.49
1:CA:735:C:H2'	1:CA:736:C:H6	1.77	0.49
5:CE:107:ARG:O	5:CE:109:ILE:N	2.46	0.49
25:DA:2175:C:H2'	25:DA:2176:A:O4'	2.12	0.49
12:CL:80:VAL:CG1	12:CL:97:ILE:HG23	2.41	0.49
23:AW:70:G:O2'	23:AW:71:C:H5'	2.12	0.49
25:BA:2286:A:C8	25:BA:2287:A:C6	3.00	0.49
28:BD:70:TRP:CZ3	28:BD:146:GLU:OE2	2.64	0.49
51:D4:46:ASN:HB2	51:D4:64:LYS:HD2	1.94	0.49
25:DA:1028:A:N3	25:DA:2486:G:O2'	2.43	0.49
37:DQ:46:GLN:NE2	37:DQ:126:PRO:HD3	2.27	0.49
1:CA:197:A:N6	1:CA:221:C:C5'	2.75	0.49
55:B8:53:PRO:HG2	55:B8:54:GLU:N	2.27	0.49
30:BF:132:VAL:CG1	30:BF:133:ASN:H	2.21	0.49
1:AA:1255:G:H5''	1:AA:1279:A:H61	1.77	0.49
26:BB:55:U:O3'	31:BG:27:ASN:ND2	2.38	0.49
17:AQ:21:VAL:HG21	17:AQ:59:ILE:HD11	1.94	0.49
39:DS:77:ALA:O	39:DS:80:LEU:HB2	2.13	0.49
25:DA:1655:A:H4'	29:DE:115:GLY:H	1.77	0.49

Continued on next page...

Continued from previous page...

Atom-1	Atom-2	Interatomic distance (Å)	Clash overlap (Å)
27:BC:8:TYR:HA	27:BC:11:LEU:HB3	1.94	0.49
7:AG:138:LYS:O	7:AG:142:GLU:N	2.44	0.49
1:CA:1260:C:H6	1:CA:1260:C:H3'	1.76	0.49
1:CA:271:C:H2'	1:CA:272:C:H6	1.77	0.49
25:DA:434:U:C4'	25:DA:435:C:OP1	2.60	0.49
25:BA:1721:G:C6	25:BA:1739:U:H5'	2.47	0.49
25:DA:54:G:C2'	25:DA:55:G:H5''	2.42	0.49
42:BV:76:LYS:O	42:BV:79:VAL:HG13	2.13	0.49
10:CJ:32:ALA:HB3	10:CJ:75:ILE:CG1	2.40	0.49
41:BU:27:LEU:C	41:BU:29:SER:H	2.16	0.49
1:CA:153:C:H2'	1:CA:154:C:C6	2.47	0.49
31:DG:18:GLU:O	31:DG:22:ARG:HB2	2.11	0.49
1:AA:902:G:H2'	1:AA:903:G:H8	1.78	0.49
2:CB:103:THR:OG1	2:CB:176:GLU:HG2	2.13	0.49
16:CP:59:TRP:O	16:CP:64:ALA:HB2	2.12	0.49
28:DD:175:LEU:HD12	28:DD:185:VAL:HG21	1.93	0.49
38:DR:38:VAL:HG22	38:DR:112:ALA:HB2	1.94	0.49
44:DX:3:THR:O	44:DX:4:ALA:HB3	2.11	0.49
1:CA:1442(A):G:C5	40:DT:118:ARG:HG3	2.46	0.49
1:AA:967:C:H4'	9:AI:125:TYR:HE2	1.77	0.49
31:DG:124:SER:HB2	31:DG:131:TYR:CE1	2.48	0.49
1:CA:898:G:N2	1:CA:901:A:OP2	2.45	0.49
25:DA:384:U:H2'	25:DA:385:C:C6	2.46	0.49
5:AE:91:LEU:N	5:AE:91:LEU:HD22	2.27	0.49
25:BA:644:A:O2'	25:BA:645:C:H5''	2.13	0.49
3:AC:132:ARG:O	3:AC:133:ALA:C	2.51	0.49
8:AH:29:SER:O	8:AH:32:LYS:HB2	2.12	0.49
25:BA:2537:U:H2'	25:BA:2538:C:C6	2.47	0.49
52:D5:12:SER:C	52:D5:14:ALA:H	2.14	0.49
30:DF:77:ASP:C	30:DF:79:GLY:H	2.16	0.49
1:CA:1126:U:OP1	1:CA:1126:U:H6	1.95	0.49
28:BD:202:LYS:CG	28:BD:203:ASN:N	2.75	0.49
25:DA:2602:A:OP2	25:DA:2603:G:H5''	2.12	0.49
1:AA:1059:C:O2	10:AJ:53:PRO:HG3	2.12	0.49
32:BH:33:LEU:HD11	32:BH:136:ILE:O	2.12	0.49
25:DA:551:G:H2'	25:DA:552:G:C8	2.48	0.49
2:CB:15:VAL:CG2	2:CB:209:ARG:HE	2.24	0.49
44:DX:23:GLU:O	44:DX:25:LYS:N	2.44	0.49
9:CI:88:TYR:O	9:CI:89:ASN:CG	2.51	0.49
7:CG:111:ARG:NH1	7:CG:113:GLU:CD	2.66	0.49
9:CI:50:LEU:O	9:CI:54:ASP:N	2.46	0.49

Continued on next page...

Continued from previous page...

Atom-1	Atom-2	Interatomic distance (Å)	Clash overlap (Å)
25:DA:78:A:H2'	25:DA:79:G:H8	1.76	0.49
45:DY:8:LYS:CD	45:DY:8:LYS:N	2.76	0.49
30:DF:3:GLU:HB2	30:DF:19:GLU:HB2	1.92	0.49
25:BA:1349:A:N6	25:BA:1598:C:N4	2.61	0.49
53:D6:20:ASN:C	53:D6:21:TYR:CD1	2.86	0.49
25:DA:610:G:N2	25:DA:619:G:H1'	2.28	0.49
28:BD:267:SER:O	28:BD:269:PHE:N	2.46	0.49
25:DA:286:C:H6	25:DA:286:C:C5'	2.19	0.49
25:DA:275:G:C8	25:DA:275:G:P	3.05	0.49
1:AA:1151:A:O2'	1:AA:1152:A:H8	1.94	0.49
4:AD:19:LEU:HD12	4:AD:19:LEU:N	2.27	0.49
5:AE:11:ILE:HD12	5:AE:31:LEU:HD12	1.90	0.49
32:BH:63:SER:O	32:BH:64:LEU:CB	2.56	0.49
42:BV:1:MET:N	42:BV:99:ILE:HD11	2.27	0.49
28:DD:93:ALA:HB3	28:DD:105:ILE:CG2	2.42	0.49
36:DP:98:GLU:H	36:DP:101:VAL:HG13	1.76	0.49
17:CQ:76:LEU:HD11	17:CQ:78:GLU:C	2.31	0.49
25:DA:1309:G:P	54:D7:9:ARG:HD3	2.53	0.49
39:DS:17:ARG:C	39:DS:19:LYS:N	2.65	0.49
25:BA:857:C:C5'	47:B0:76:ARG:NH2	2.73	0.49
10:CJ:99:LYS:O	10:CJ:100:THR:HG23	2.12	0.49
6:CF:30:LEU:CD2	6:CF:75:LEU:HD11	2.41	0.49
13:AM:57:ARG:HH11	13:AM:57:ARG:HB3	1.77	0.49
13:AM:54:VAL:HA	13:AM:57:ARG:HH12	1.78	0.49
1:AA:840:C:H5''	1:AA:848:C:O2	2.13	0.49
43:BW:61:ASN:N	43:BW:61:ASN:ND2	2.59	0.49
43:DW:75:TYR:OH	43:DW:104:THR:HG21	2.12	0.49
56:B9:9:ARG:CZ	56:B9:9:ARG:HB3	2.42	0.49
6:CF:37:VAL:O	6:CF:38:GLU:HG3	2.13	0.49
25:DA:88:G:C2	25:DA:89:G:C8	2.99	0.49
29:BE:152:LYS:HB3	34:BN:78:TYR:HA	1.94	0.49
12:AL:117:TYR:CD1	12:AL:117:TYR:N	2.79	0.49
25:DA:1547:C:O2'	25:DA:1548:C:H5'	2.12	0.49
25:BA:2171:A:O2'	25:BA:2172:U:C6	2.66	0.49
25:BA:1510:G:H2'	25:BA:1511:C:C6	2.47	0.49
25:BA:444:C:OP2	30:BF:49:ALA:HB2	2.12	0.49
40:BT:117:ASP:OD1	40:BT:118:ARG:N	2.45	0.49
25:BA:2682:U:C6	25:BA:2682:U:H5'	2.42	0.49
50:B3:19:GLN:NE2	50:B3:52:HIS:CE1	2.80	0.49
25:DA:1794:U:O2'	25:DA:1795:C:H5'	2.12	0.49
25:DA:1132:A:O2'	25:DA:1133:U:O5'	2.30	0.49

Continued on next page...

Continued from previous page...

Atom-1	Atom-2	Interatomic distance (Å)	Clash overlap (Å)
25:BA:81:G:H21	45:BY:2:ARG:NH1	2.10	0.49
25:BA:1042:G:N2	25:BA:1043:C:H4'	2.26	0.49
49:D2:38:GLN:CD	49:D2:44:LEU:HD12	2.33	0.49
18:CR:86:VAL:O	18:CR:87:ARG:HD3	2.12	0.49
1:CA:986:A:H2'	1:CA:987:G:C8	2.47	0.49
7:CG:31:MET:CE	7:CG:34:GLY:HA2	2.42	0.49
25:BA:1678:G:H22	25:BA:1989:G:H22	1.60	0.49
25:BA:2753:A:O2'	25:BA:2754:U:O5'	2.30	0.49
29:DE:39:PRO:HA	29:DE:43:GLY:HA2	1.95	0.49
25:BA:2602:A:H4'	25:BA:2603:G:C5'	2.42	0.49
25:DA:758:C:O2	25:DA:1981:A:H2	1.94	0.49
46:BZ:52:ILE:HG22	46:BZ:70:VAL:O	2.12	0.49
1:CA:900:A:H2'	1:CA:901:A:O4'	2.12	0.49
1:CA:1001(A):G:H2'	1:CA:1002:G:H8	1.77	0.49
1:AA:152:A:C2'	1:AA:153:C:H5'	2.42	0.49
41:DU:68:ALA:CB	41:DU:99:ALA:HB1	2.41	0.49
17:AQ:74:LEU:HD12	17:AQ:75:ARG:HG2	1.94	0.49
1:CA:1440:C:C2'	1:CA:1441:G:H5'	2.43	0.49
25:DA:702:G:H2'	25:DA:703:U:H6	1.77	0.49
28:DD:222:ARG:NH1	28:DD:224:ALA:HB3	2.26	0.49
6:CF:94:GLN:NE2	18:CR:32:ARG:HD2	2.28	0.49
37:DQ:1:MET:O	37:DQ:2:LEU:HB2	2.11	0.49
28:DD:156:ALA:O	28:DD:157:ARG:HG3	2.13	0.49
25:DA:1882:C:H2'	25:DA:1882:C:O2	2.11	0.49
1:AA:164:U:O2'	1:AA:165:C:H5'	2.11	0.49
55:B8:7:HIS:CE1	55:B8:59:LYS:HZ3	2.30	0.49
1:AA:1112:C:N3	3:AC:178:LEU:HD23	2.28	0.49
7:AG:31:MET:HE1	7:AG:36:LYS:HB2	1.93	0.49
25:DA:1142:U:H5''	25:DA:1142(A):A:H8	1.76	0.49
34:DN:62:VAL:HG22	34:DN:66:LYS:CE	2.37	0.49
41:DU:57:PHE:O	41:DU:58:ARG:C	2.49	0.49
37:DQ:12:GLN:HB3	37:DQ:73:PRO:HD2	1.94	0.49
25:DA:2101:G:N2	25:DA:2189:U:C2	2.79	0.49
19:CS:63:THR:HG22	19:CS:66:MET:HE3	1.93	0.49
27:BC:167:ASP:OD1	27:BC:169:THR:N	2.46	0.49
7:CG:15:ASP:CG	7:CG:16:LEU:H	2.16	0.49
25:BA:2804:C:C2'	25:BA:2805:G:H5'	2.42	0.49
45:DY:38:ILE:HD12	45:DY:64:GLU:HB2	1.93	0.49
30:BF:21:ALA:C	30:BF:23:ASP:N	2.65	0.49
30:DF:7:TYR:HE2	30:DF:10:PRO:HG3	1.77	0.49
3:CC:76:VAL:C	3:CC:83:ARG:HG3	2.32	0.49

Continued on next page...

Continued from previous page...

Atom-1	Atom-2	Interatomic distance (Å)	Clash overlap (Å)
53:B6:19:ARG:HD3	53:B6:42:TRP:CZ2	2.47	0.49
2:AB:88:ALA:HB2	2:AB:219:VAL:CG1	2.42	0.49
2:AB:51:LEU:O	2:AB:55:PHE:HB2	2.13	0.49
40:BT:47:GLY:HA3	40:BT:64:ARG:O	2.11	0.49
25:DA:275:G:N7	25:DA:276:A:O4'	2.45	0.49
29:BE:76:ARG:O	29:BE:77:ILE:O	2.31	0.49
35:BO:8:LEU:HB2	35:BO:19:ILE:CG1	2.41	0.49
4:AD:30:LYS:HB2	4:AD:35:ARG:HH11	1.77	0.49
25:DA:10:G:O6	25:DA:2629:A:H8	1.96	0.49
25:DA:11:G:H2'	25:DA:11:G:N3	2.27	0.49
25:DA:875:G:C4'	46:DZ:169:THR:HG21	2.42	0.49
27:BC:119:ASP:OD2	27:BC:148:PHE:CE1	2.62	0.49
27:BC:80:LYS:CD	27:BC:120:VAL:HG12	2.38	0.49
1:AA:1053:G:N7	1:AA:1199:U:C2'	2.73	0.49
10:AJ:50:ILE:N	10:AJ:50:ILE:CD1	2.75	0.49
25:BA:1332:G:N2	25:BA:1609:A:C2'	2.76	0.49
25:DA:2167:U:H2'	25:DA:2168:G:C8	2.46	0.49
25:DA:2166:G:N2	25:DA:2172:U:O4	2.45	0.49
27:DC:138:LEU:HD13	27:DC:139:PRO:CD	2.42	0.49
18:CR:68:LYS:HE3	18:CR:71:LYS:HZ1	1.78	0.49
12:AL:38:ARG:HB2	12:AL:38:ARG:CZ	2.43	0.49
27:BC:27:ALA:O	27:BC:30:VAL:HG12	2.11	0.49
20:CT:72:LEU:HD22	20:CT:72:LEU:C	2.33	0.49
25:BA:511:U:C5	25:BA:512:G:C5	3.00	0.49
1:AA:1004:A:C2'	1:AA:1037:C:O2	2.59	0.49
43:BW:50:VAL:HG21	43:BW:103:ILE:O	2.11	0.49
1:CA:184:G:H2'	1:CA:185:A:H8	1.77	0.49
25:BA:191:A:O2'	25:BA:192:C:O4'	2.28	0.49
45:DY:87:LYS:C	45:DY:89:PHE:H	2.15	0.49
17:AQ:91:ARG:HA	17:AQ:94:ASN:ND2	2.23	0.49
25:DA:121:G:H4'	25:DA:149:A:H5'	1.93	0.49
1:CA:838:G:N2	1:CA:849:C:C2	2.80	0.49
4:CD:77:ASN:O	4:CD:80:GLU:N	2.45	0.49
25:DA:2342:C:O2	25:DA:2374:C:H5''	2.12	0.49
1:AA:950:U:H5	13:AM:102:ARG:HH12	1.60	0.49
1:AA:1460:A:H2'	1:AA:1461:G:O4'	2.12	0.49
30:DF:84:VAL:C	30:DF:86:GLY:N	2.66	0.49
32:BH:30:LYS:NZ	32:BH:81:GLU:CG	2.73	0.49
25:DA:845:G:OP2	25:DA:845:G:H8	1.94	0.49
18:AR:37:VAL:CG2	18:AR:38:GLU:H	2.24	0.49
10:AJ:81:THR:O	10:AJ:83:GLU:N	2.46	0.49

Continued on next page...

Continued from previous page...

Atom-1	Atom-2	Interatomic distance (Å)	Clash overlap (Å)
1:AA:1405:G:H1'	1:AA:1519:A:O4'	2.11	0.49
47:B0:48:LYS:HG3	47:B0:79:HIS:HD1	1.78	0.49
25:BA:1739:U:O2	25:BA:1739:U:C2'	2.61	0.49
25:DA:2517:C:H2'	25:DA:2542:A:H2	1.78	0.49
29:BE:24:THR:CG2	29:BE:186:GLY:HA2	2.42	0.49
35:BO:1:MET:HE3	35:BO:67:LYS:HG2	1.92	0.49
49:D2:24:LEU:HD23	49:D2:60:LEU:HD21	1.93	0.49
27:BC:57:GLN:HG2	27:BC:202:PRO:HB3	1.94	0.49
1:CA:708:C:H2'	1:CA:709:G:C8	2.44	0.49
40:BT:65:LYS:HG3	40:BT:65:LYS:O	2.13	0.49
30:BF:80:ALA:O	30:BF:83:PHE:HB2	2.13	0.49
25:BA:231:C:C2'	25:BA:232:G:H5'	2.42	0.49
6:AF:82:ARG:O	6:AF:84:ASN:N	2.42	0.49
41:BU:105:VAL:HG22	42:BV:44:LYS:HG2	1.94	0.49
25:DA:2825:C:H2'	25:DA:2826:A:H5'	1.94	0.49
31:DG:54:GLU:O	31:DG:58:GLN:HG3	2.12	0.49
25:DA:724:U:H2'	25:DA:725:G:O4'	2.12	0.49
25:DA:296:C:O2'	25:DA:297:C:H5'	2.12	0.49
52:D5:41:PRO:HG2	52:D5:44:THR:HG21	1.94	0.49
3:AC:6:HIS:HD2	3:AC:7:PRO:HD2	1.77	0.49
7:AG:16:LEU:HD11	9:AI:45:ALA:HB2	1.94	0.49
37:DQ:140:ALA:HB3	46:DZ:52:ILE:CD1	2.22	0.49
2:CB:207:ALA:C	2:CB:209:ARG:H	2.16	0.49
25:DA:1006:C:O2'	25:DA:1007:C:H5'	2.13	0.49
25:DA:996:A:N6	25:DA:1160:G:C6	2.81	0.49
42:DV:95:LEU:O	42:DV:96:ILE:C	2.48	0.49
20:AT:49:ALA:HB1	20:AT:100:ILE:CD1	2.42	0.49
7:CG:15:ASP:H	7:CG:19:GLY:C	2.15	0.49
7:CG:73:MET:HE2	7:CG:90:GLU:HA	1.93	0.49
9:CI:10:ARG:NH2	9:CI:11:LYS:CE	2.71	0.49
42:BV:49:THR:HB	42:BV:50:PRO:CD	2.43	0.49
25:DA:886:C:H6	25:DA:886:C:O5'	1.96	0.49
25:BA:2791:C:H41	25:BA:2803:C:H41	1.57	0.49
19:AS:12:ASP:O	19:AS:15:LEU:HB2	2.13	0.49
19:AS:16:LEU:O	19:AS:20:LEU:N	2.45	0.49
45:DY:46:LYS:HG3	45:DY:62:GLU:HG2	1.94	0.49
3:AC:92:ALA:HB2	3:AC:99:VAL:HG11	1.94	0.49
36:DP:64:LYS:O	36:DP:64:LYS:CD	2.61	0.49
25:DA:853:G:H2'	25:DA:854:G:C8	2.48	0.49
28:DD:26:LYS:NZ	28:DD:82:ILE:HB	2.27	0.49
2:AB:60:ASP:O	2:AB:62:ALA:N	2.45	0.49

Continued on next page...

Continued from previous page...

Atom-1	Atom-2	Interatomic distance (Å)	Clash overlap (Å)
40:BT:45:PHE:CE2	40:BT:63:VAL:HB	2.46	0.49
25:DA:274:G:N2	25:DA:275:G:N9	2.60	0.49
35:BO:3:GLN:O	35:BO:4:PRO:C	2.51	0.49
1:AA:797:C:OP1	11:AK:124:LYS:HE2	2.13	0.49
11:AK:125:PHE:C	11:AK:127:LYS:N	2.62	0.49
10:AJ:39:PRO:HA	10:AJ:70:ARG:HG3	1.93	0.49
8:AH:11:THR:HG22	8:AH:15:ASN:ND2	2.27	0.49
49:D2:53:LEU:O	49:D2:57:ILE:HG12	2.13	0.49
14:AN:22:THR:HG21	14:AN:33:VAL:HB	1.94	0.49
19:CS:36:ARG:HH12	19:CS:75:ALA:CB	2.18	0.49
35:BO:86:ILE:H	35:BO:86:ILE:HD12	1.78	0.49
1:AA:27:G:H2'	1:AA:28:G:H8	1.77	0.49
25:BA:2472:G:H3'	25:BA:2475:C:N4	2.27	0.49
8:AH:127:LEU:HD12	8:AH:129:VAL:HG22	1.93	0.49
33:BI:112:LYS:O	33:BI:114:LEU:N	2.35	0.49
1:AA:32:A:H2'	1:AA:33:A:C8	2.47	0.49
25:DA:2469:A:H3'	25:DA:2470:G:O4'	2.12	0.49
25:DA:246:C:C2'	25:DA:247:G:H5'	2.43	0.49
1:AA:663:A:O2'	1:AA:664:G:H5'	2.13	0.49
1:AA:837:G:O2'	1:AA:838:G:H5'	2.12	0.49
10:CJ:78:ASN:O	10:CJ:82:ILE:HG12	2.13	0.49
4:AD:131:ARG:N	4:AD:131:ARG:HD3	2.17	0.49
20:AT:64:ASP:HA	20:AT:67:ALA:HB3	1.93	0.49
1:AA:498:U:HO2'	1:AA:499:A:P	2.34	0.49
4:AD:3:ARG:HE	4:AD:5:ILE:CG1	2.24	0.49
25:DA:814:C:H2'	25:DA:815:C:C6	2.47	0.49
20:CT:48:LYS:O	20:CT:52:ALA:HB2	2.12	0.49
18:CR:60:ALA:O	18:CR:64:ARG:HG3	2.12	0.49
25:BA:2762:G:H3'	25:BA:2763:G:C5'	2.42	0.49
22:AV:104:PHE:O	22:AV:105:LYS:HB2	2.13	0.49
29:DE:97:LYS:HA	29:DE:97:LYS:HE2	1.94	0.49
38:BR:117:VAL:O	38:BR:118:GLU:CB	2.56	0.49
25:DA:2783:G:O2'	25:DA:2784:C:H5'	2.12	0.49
25:BA:2165:G:H2'	25:BA:2166:G:C8	2.48	0.49
1:CA:839:U:H2'	1:CA:839:U:O2	2.12	0.49
38:BR:12:ARG:HG3	38:BR:12:ARG:NH1	2.23	0.49
1:AA:243:A:O2'	1:AA:244:U:OP2	2.31	0.49
30:BF:167:ALA:HA	30:BF:170:LEU:HD13	1.94	0.49
25:BA:2528:U:OP1	56:B9:31:LYS:HD2	2.12	0.49
36:DP:47:ASP:OD2	36:DP:50:ARG:NH2	2.46	0.49
4:CD:8:VAL:HG11	4:CD:21:LEU:HB2	1.94	0.49

Continued on next page...

Continued from previous page...

Atom-1	Atom-2	Interatomic distance (Å)	Clash overlap (Å)
48:D1:51:VAL:HG21	48:D1:74:VAL:HG21	1.93	0.49
1:AA:908:A:H2'	1:AA:909:A:H8	1.76	0.49
1:CA:295:C:H2'	1:CA:296:U:H6	1.78	0.49
25:BA:1933:G:H2'	25:BA:1934:C:C6	2.47	0.49
1:AA:1456:G:H3'	1:AA:1457:G:H8	1.77	0.49
44:DX:60:ARG:CB	44:DX:60:ARG:HH11	2.26	0.49
22:AV:72:TYR:CD1	22:AV:73:LEU:N	2.79	0.49
10:AJ:90:LEU:N	10:AJ:91:PRO:CD	2.76	0.49
25:DA:2286:A:C5	25:DA:2346:A:N1	2.80	0.49
1:AA:1099:G:C5	1:AA:1100:C:C4	3.01	0.49
23:AW:67:C:C2'	23:AW:68:C:H5'	2.43	0.49
31:BG:165:THR:HG23	31:BG:168:GLU:OE2	2.13	0.49
25:DA:927:G:C6	25:DA:928:G:N3	2.81	0.49
4:AD:188:LEU:H	4:AD:188:LEU:HD23	1.75	0.49
36:DP:13:ASN:C	36:DP:13:ASN:ND2	2.64	0.49
1:AA:874:G:H2'	1:AA:875:C:H6	1.78	0.49
25:DA:1328:G:H2'	25:DA:1330:C:C4	2.48	0.49
25:DA:1262:A:N3	52:D5:10:LYS:HE3	2.28	0.49
25:DA:1400:G:H2'	25:DA:1401:G:H8	1.77	0.49
25:BA:2190:G:O2'	25:BA:2191:G:H5'	2.12	0.49
25:DA:1892:C:H2'	25:DA:1893:C:H6	1.77	0.49
28:BD:93:ALA:HB2	28:BD:107:ALA:HB2	1.95	0.49
3:AC:60:ALA:O	3:AC:61:ALA:HB2	2.13	0.49
50:B3:2:PRO:HG2	50:B3:3:ARG:H	1.78	0.49
25:BA:1704:G:O2'	25:BA:1705:G:H5'	2.13	0.49
17:AQ:22:LEU:HD13	17:AQ:41:LYS:HG2	1.93	0.49
25:BA:242:G:N2	25:BA:254:G:H2'	2.27	0.49
39:BS:99:LYS:O	39:BS:101:LEU:N	2.44	0.49
33:BI:92:VAL:O	33:BI:92:VAL:HG23	2.12	0.49
3:AC:113:ALA:O	3:AC:116:VAL:N	2.46	0.49
25:BA:152:G:H2'	25:BA:153:C:H6	1.77	0.49
2:CB:16:HIS:HD2	2:CB:210:SER:CA	2.14	0.49
42:DV:49:THR:O	42:DV:50:PRO:C	2.51	0.49
25:BA:1493:C:H4'	25:BA:1494:A:OP1	2.12	0.49
28:BD:52:ARG:O	28:BD:53:PHE:HB2	2.13	0.49
20:AT:57:ARG:HH11	20:AT:102:GLY:HA3	1.75	0.49
9:CI:15:ALA:CB	9:CI:65:VAL:HB	2.40	0.49
41:BU:58:ARG:O	41:BU:62:ILE:HG12	2.12	0.49
42:BV:45:THR:O	42:BV:46:VAL:O	2.31	0.49
25:BA:2808:U:H5'	25:BA:2891:G:O6	2.13	0.49
25:DA:1361:G:H1	25:DA:1370:C:H42	1.61	0.49

Continued on next page...

Continued from previous page...

Atom-1	Atom-2	Interatomic distance (Å)	Clash overlap (Å)
25:DA:2632:A:O2'	29:DE:61:ARG:NH2	2.44	0.49
40:BT:32:TYR:CB	40:BT:81:PRO:HB3	2.41	0.49
53:D6:41:PRO:CD	53:D6:46:HIS:N	2.58	0.49
28:BD:82:ILE:CG2	28:BD:82:ILE:O	2.59	0.49
32:DH:107:VAL:HG23	32:DH:109:PHE:CD1	2.48	0.49
2:AB:219:VAL:O	2:AB:222:ILE:N	2.45	0.49
25:BA:2391:G:H1'	25:BA:2424:C:H41	1.76	0.49
13:AM:39:ILE:O	13:AM:41:PRO:HD3	2.11	0.49
13:AM:69:GLU:O	13:AM:70:LEU:HB2	2.11	0.49
2:AB:114:ARG:O	2:AB:118:LEU:HG	2.12	0.49
9:CI:26:VAL:O	9:CI:33:PHE:N	2.46	0.49
25:DA:1484:G:H3'	25:DA:1485:G:C5'	2.32	0.49
52:B5:37:LYS:O	52:B5:38:ALA:O	2.30	0.49
2:AB:69:LEU:HA	2:AB:91:PRO:O	2.13	0.49
30:BF:45:ARG:NH1	30:BF:97:TYR:CE1	2.81	0.49
1:AA:398:C:H6	1:AA:398:C:O5'	1.96	0.49
25:DA:2123:G:C5	25:DA:2176:A:C6	3.00	0.49
12:CL:21:VAL:HG13	12:CL:95:TYR:CE2	2.48	0.49
8:AH:84:ARG:HG2	8:AH:84:ARG:HH11	1.77	0.49
25:DA:1175:U:O2	25:DA:1175:U:C2'	2.60	0.49
1:AA:628:G:O2'	1:AA:629:G:H5'	2.12	0.49
16:AP:20:VAL:CG2	16:AP:21:VAL:N	2.75	0.49
6:AF:14:LEU:HB3	6:AF:18:GLN:HE21	1.78	0.49
25:DA:1495:A:C4	25:DA:1496:A:C2	3.01	0.49
16:CP:21:VAL:HG13	16:CP:34:GLU:HB3	1.95	0.49
55:B8:51:ALA:N	55:B8:53:PRO:HD2	2.27	0.49
22:AV:4:VAL:HG13	22:AV:60:LEU:HD23	1.94	0.49
1:AA:1258:G:H2'	1:AA:1259:C:C6	2.47	0.49
44:DX:65:ARG:HH11	44:DX:65:ARG:CG	2.19	0.49
25:BA:1652:A:C2'	25:BA:1653:G:H5'	2.43	0.49
25:BA:320:A:C2	25:BA:323:G:C6	3.01	0.49
22:AV:127:VAL:CG2	22:AV:174:ASP:HA	2.42	0.49
29:BE:102:VAL:O	29:BE:103:ASP:OD1	2.31	0.49
29:BE:184:VAL:HG12	29:BE:185:LYS:N	2.28	0.49
1:AA:60:A:OP1	1:AA:111:G:N2	2.45	0.49
25:BA:2528:U:H2'	25:BA:2530:A:O5'	2.11	0.49
25:DA:1209:G:H21	25:DA:1210:A:H62	1.60	0.49
25:DA:263:C:C2'	25:DA:264:C:H5'	2.42	0.49
25:BA:1607:C:N4	25:BA:1621:U:H2'	2.28	0.49
7:AG:132:GLY:H	7:AG:135:VAL:HG23	1.78	0.49
25:DA:1131:G:O2'	25:DA:1132:A:H5'	2.12	0.49

Continued on next page...

Continued from previous page...

Atom-1	Atom-2	Interatomic distance (Å)	Clash overlap (Å)
8:AH:103:VAL:HB	8:AH:108:GLY:C	2.32	0.49
1:CA:598:U:H2'	1:CA:599:C:H6	1.78	0.49
34:BN:66:LYS:O	34:BN:70:LYS:HB3	2.12	0.49
4:AD:153:ARG:O	4:AD:154:ASN:C	2.50	0.49
1:AA:1456:G:H2'	1:AA:1457:G:O4'	2.13	0.49
25:BA:229:A:C3'	25:BA:230:U:H5'	2.43	0.49
12:CL:124:GLU:CD	12:CL:124:GLU:N	2.65	0.49
2:AB:105:PHE:O	2:AB:106:LYS:C	2.50	0.49
1:CA:299:G:C6	1:CA:300:A:C6	3.00	0.49
1:CA:300:A:H1'	1:CA:565:U:O2	2.13	0.49
52:B5:12:SER:OG	52:B5:15:ARG:HB3	2.13	0.49
1:CA:194:C:C2'	1:CA:195:A:H5''	2.42	0.49
7:CG:31:MET:HE3	7:CG:34:GLY:HA2	1.93	0.49
1:CA:782:A:O3'	1:CA:1515:C:H4'	2.12	0.49
1:AA:1380:U:H5''	1:AA:1381:U:OP1	2.12	0.49
29:DE:128:SER:O	29:DE:129:HIS:HB2	2.13	0.49
3:CC:151:VAL:HG12	3:CC:152:ILE:N	2.28	0.49
39:BS:50:SER:O	39:BS:51:ALA:HB2	2.12	0.49
25:BA:2521:C:O2	25:BA:2521:C:H2'	2.11	0.49
25:BA:696:G:O2'	25:BA:697:C:H5'	2.12	0.49
25:DA:1983:C:O2'	25:DA:1984:G:H5'	2.12	0.49
7:CG:63:LYS:HD2	7:CG:63:LYS:O	2.13	0.49
25:DA:281:G:N2	25:DA:358:U:C5	2.80	0.49
47:D0:19:LYS:HD2	47:D0:19:LYS:N	2.28	0.49
1:CA:397:A:H5'	1:CA:398:C:OP1	2.12	0.49
39:DS:43:GLU:OE1	39:DS:43:GLU:HA	2.13	0.49
25:DA:154:G:N3	25:DA:154:G:H2'	2.26	0.49
25:DA:272(A):U:OP2	25:DA:272(A):U:O4'	2.31	0.49
27:DC:194:ILE:HG23	27:DC:198:GLU:CD	2.33	0.49
32:BH:43:VAL:CG1	32:BH:52:VAL:HG13	2.43	0.49
25:BA:157:U:O2'	25:BA:171:G:N2	2.43	0.49
41:DU:102:GLU:HB2	41:DU:105:VAL:CG2	2.42	0.49
42:DV:6:LYS:HG3	42:DV:11:GLN:HG2	1.93	0.49
42:DV:34:GLU:HA	42:DV:57:VAL:O	2.12	0.49
25:DA:971:C:OP1	25:DA:974:G:C8	2.65	0.49
9:CI:103:THR:HG22	9:CI:104:ARG:N	2.26	0.49
13:CM:93:ARG:N	13:CM:93:ARG:HD2	2.28	0.49
45:DY:50:ARG:CD	45:DY:54:LYS:H	2.20	0.49
19:AS:4:SER:O	19:AS:5:LEU:HB3	2.13	0.49
1:CA:1231:G:C5'	9:CI:128:ARG:HG3	2.42	0.49
25:BA:2102:U:H5'	25:BA:2102:U:O2	2.13	0.49

Continued on next page...

Continued from previous page...

Atom-1	Atom-2	Interatomic distance (Å)	Clash overlap (Å)
1:AA:186:C:O3'	20:AT:82:SER:HB3	2.13	0.49
3:AC:92:ALA:N	3:AC:99:VAL:HG11	2.27	0.49
30:DF:118:ALA:HB2	30:DF:123:LEU:CD2	2.42	0.49
36:DP:11:GLY:O	36:DP:12:ALA:C	2.51	0.49
45:BY:90:LEU:O	45:BY:91:GLU:O	2.31	0.49
31:BG:71:THR:O	31:BG:88:ILE:O	2.31	0.49
53:B6:20:ASN:O	53:B6:21:TYR:CD1	2.66	0.49
53:B6:13:CYS:HA	53:B6:50:ARG:O	2.12	0.49
20:CT:18:GLN:O	20:CT:19:SER:C	2.51	0.49
16:CP:45:THR:O	16:CP:48:TRP:HD1	1.95	0.49
2:AB:141:GLU:O	2:AB:143:GLU:N	2.45	0.49
36:BP:62:LEU:HD22	36:BP:62:LEU:H	1.78	0.49
3:CC:47:LEU:HD23	3:CC:52:LEU:HD13	1.94	0.49
14:CN:24:CYS:HA	14:CN:38:GLY:O	2.13	0.49
27:BC:90:ALA:HB1	27:BC:154:ILE:HB	1.93	0.49
15:CO:29:VAL:HB	15:CO:81:LEU:HD21	1.94	0.49
30:BF:72:ARG:HB3	30:BF:72:ARG:NH1	2.27	0.49
2:CB:126:GLU:C	2:CB:128:GLU:H	2.16	0.49
14:AN:24:CYS:HG	14:AN:40:CYS:HG	1.59	0.49
37:BQ:60:ARG:CZ	37:BQ:60:ARG:CB	2.90	0.49
46:BZ:78:ARG:NH1	46:BZ:78:ARG:HG3	2.27	0.49
25:DA:2347:C:H2'	25:DA:2348:U:C6	2.48	0.49
30:BF:187:VAL:CG1	36:BP:6:LEU:O	2.61	0.49
47:D0:53:MET:CE	47:D0:57:PHE:HA	2.41	0.49
25:DA:857:C:O2	25:DA:857:C:H2'	2.11	0.49
1:AA:44:G:C6	1:AA:45:U:C2	3.01	0.49
4:AD:109:GLY:C	4:AD:111:ALA:N	2.65	0.49
27:BC:69:LEU:HD13	27:BC:160:GLY:CA	2.42	0.49
1:CA:184:G:O2'	1:CA:185:A:H5'	2.13	0.49
20:CT:57:ARG:CZ	20:CT:102:GLY:HA2	2.43	0.49
11:AK:96:ARG:HA	11:AK:99:GLN:HG3	1.95	0.49
4:CD:163:GLU:C	4:CD:165:MET:H	2.16	0.49
25:BA:285:C:C2'	25:BA:286:C:C5'	2.90	0.49
50:B3:36:VAL:O	50:B3:37:LEU:HD23	2.13	0.49
25:BA:2358:G:H21	55:B8:52:LYS:NZ	2.10	0.49
6:AF:77:ARG:NH1	6:AF:77:ARG:CB	2.75	0.49
26:BB:57:A:H4'	31:BG:30:GLU:OE1	2.13	0.49
31:BG:106:LEU:CA	31:BG:110:ALA:HB3	2.39	0.49
12:AL:30:ARG:HD3	12:AL:59:SER:HB3	1.95	0.49
4:AD:78:LEU:HB2	4:AD:93:PHE:HE2	1.77	0.49
29:BE:170:LEU:HD11	29:BE:187:ALA:HB3	1.95	0.49

Continued on next page...

Continued from previous page...

Atom-1	Atom-2	Interatomic distance (Å)	Clash overlap (Å)
4:CD:71:SER:O	4:CD:75:PHE:HB2	2.13	0.49
25:DA:183:C:O2'	25:DA:184:C:H5'	2.12	0.49
25:DA:2737:G:H2'	25:DA:2738:A:H8	1.78	0.49
1:CA:430:A:H2'	1:CA:431:A:H5'	1.95	0.49
25:DA:55:G:H2'	25:DA:56:A:C8	2.48	0.49
10:CJ:32:ALA:H	10:CJ:76:ASN:HB2	1.78	0.49
25:DA:235:U:H2'	25:DA:236:C:C6	2.44	0.49
25:BA:15:G:O2'	25:BA:16:G:H5'	2.13	0.49
25:BA:234:C:H2'	25:BA:235:U:H6	1.77	0.49
29:DE:201:THR:OG1	29:DE:202:LYS:N	2.46	0.49
1:CA:1326:C:OP1	21:CU:12:LYS:HD2	2.13	0.49
40:BT:126:ALA:C	40:BT:128:GLU:H	2.16	0.49
1:AA:409:G:P	4:AD:24:GLU:HB2	2.52	0.49
2:CB:103:THR:N	2:CB:176:GLU:OE1	2.46	0.49
12:AL:5:ASN:O	12:AL:8:VAL:HB	2.13	0.49
25:DA:2583:G:C5	25:DA:2584:U:C4	3.01	0.49
29:DE:182:LEU:HD12	29:DE:183:LEU:H	1.78	0.49
25:DA:1444:G:H2'	25:DA:1445(A):C:C4	2.48	0.49
32:BH:23:ARG:HG3	32:BH:23:ARG:HH11	1.76	0.49
25:DA:2009:G:H2'	25:DA:2010:G:H5'	1.95	0.49
25:BA:2121:G:O2'	27:BC:168:LYS:HG2	2.13	0.49
25:BA:460:A:H2'	25:BA:461:C:O4'	2.13	0.49
25:BA:1242:A:H5'	25:BA:1243:G:OP2	2.12	0.49
25:BA:2776:A:H4'	25:BA:2777:G:H5''	1.94	0.49
1:AA:671:G:H2'	1:AA:672:U:C6	2.48	0.49
1:CA:450:G:N7	1:CA:481:G:C6	2.81	0.49
6:AF:4:TYR:CD2	6:AF:67:MET:HG2	2.47	0.49
1:CA:320:C:H2'	1:CA:321:A:O4'	2.11	0.49
35:DO:25:LEU:CD1	35:DO:40:VAL:HG23	2.43	0.49
26:DB:73:A:C2'	26:DB:74:U:H5'	2.42	0.49
46:DZ:36:VAL:HG21	46:DZ:87:PHE:HD1	1.78	0.49
46:DZ:70:VAL:HG22	46:DZ:87:PHE:CE2	2.48	0.49
1:AA:135:C:O2	16:AP:1:MET:N	2.42	0.49
2:CB:168:THR:CA	2:CB:171:ALA:HB2	2.43	0.49
50:D3:29:ARG:C	50:D3:30:ARG:HG3	2.33	0.49
41:DU:55:ARG:O	41:DU:59:ARG:HG3	2.13	0.49
41:DU:69:CYS:SG	41:DU:74:LEU:CD1	2.96	0.49
42:DV:2:PHE:HB3	42:DV:41:GLY:HA2	1.95	0.49
7:CG:16:LEU:HD11	9:CI:45:ALA:HB2	1.94	0.49
42:BV:52:VAL:O	42:BV:53:GLU:O	2.31	0.49
22:CV:150:PRO:HB3	22:CV:160:GLN:HE22	1.78	0.49

Continued on next page...

Continued from previous page...

Atom-1	Atom-2	Interatomic distance (Å)	Clash overlap (Å)
25:DA:2303:G:H1	25:DA:2313:C:N4	2.10	0.49
1:AA:978:A:H1'	1:AA:1322:C:O2	2.13	0.49
1:AA:952:U:H4'	1:AA:964:A:N1	2.27	0.49
35:BO:104:ARG:HH11	35:BO:104:ARG:CB	2.25	0.49
25:BA:1389:G:N1	25:BA:1398:C:N4	2.49	0.49
25:DA:160:U:H2'	25:DA:171:G:O5'	2.13	0.49
27:BC:156:GLU:C	27:BC:158:LYS:H	2.15	0.49
32:DH:90:LYS:HB2	32:DH:163:TYR:CE1	2.48	0.49
25:BA:2799:C:H1'	25:BA:2801:A:C8	2.48	0.49
4:AD:174:LEU:HD23	4:AD:184:LYS:O	2.13	0.49
10:AJ:8:LEU:HB2	10:AJ:70:ARG:O	2.12	0.49
25:DA:6:A:H2	25:DA:7:G:C5	2.30	0.49
15:CO:30:ALA:HA	15:CO:85:LEU:HD11	1.94	0.49
33:BI:31:LEU:HD21	33:BI:38:LEU:HG	1.94	0.49
39:DS:27:SER:HA	39:DS:88:ASP:HB3	1.94	0.49
1:CA:1119:C:N4	1:CA:1154:G:H1	2.11	0.49
40:BT:55:ASN:O	40:BT:57:PHE:O	2.31	0.49
48:D1:3:LYS:HG3	48:D1:4:VAL:HG12	1.95	0.49
1:CA:1015:A:H2'	1:CA:1016:A:C8	2.48	0.49
4:AD:128:VAL:O	4:AD:129:ASN:HB2	2.13	0.49
8:AH:86:ILE:HG22	8:AH:93:VAL:HG21	1.95	0.49
25:DA:1173:G:H2'	25:DA:1174:A:H5'	1.94	0.49
1:AA:39:G:C5	1:AA:498:U:O4	2.64	0.49
45:BY:41:GLY:O	45:BY:42:VAL:C	2.51	0.49
45:BY:65:ALA:HB1	45:BY:66:PRO:HD2	1.94	0.49
18:AR:86:VAL:HG12	18:AR:87:ARG:CD	2.42	0.49
25:DA:1498:C:O4'	25:DA:1577:C:H4'	2.13	0.49
45:DY:86:ARG:CD	45:DY:88:LYS:HD2	2.43	0.49
4:CD:163:GLU:O	4:CD:165:MET:N	2.45	0.49
25:DA:97:C:H5''	49:D2:2:LYS:CB	2.42	0.49
22:AV:4:VAL:C	22:AV:6:ASP:H	2.16	0.49
6:CF:60:PHE:O	6:CF:61:LEU:HD12	2.11	0.49
25:DA:2808:U:H5'	25:DA:2891:G:O6	2.13	0.49
38:DR:84:ALA:O	38:DR:86:ARG:N	2.46	0.49
35:BO:52:VAL:HA	35:BO:56:ASP:OD1	2.13	0.49
35:BO:53:LYS:H	35:BO:53:LYS:HD2	1.77	0.49
7:AG:92:SER:O	7:AG:96:GLN:CB	2.60	0.49
19:AS:28:LYS:HD2	19:AS:29:ARG:NE	2.28	0.49
23:AW:22:G:O2'	23:AW:23:C:H5'	2.13	0.49
27:DC:23:ILE:HB	27:DC:191:ARG:NH2	2.28	0.49
1:AA:448:A:C4	1:AA:487:A:C2	3.01	0.49

Continued on next page...

Continued from previous page...

Atom-1	Atom-2	Interatomic distance (Å)	Clash overlap (Å)
25:DA:1132:A:H5''	34:DN:82:LEU:HD21	1.94	0.49
27:BC:60:ARG:HD3	27:BC:165:ARG:HD2	1.94	0.49
1:CA:1082:G:C2'	1:CA:1083:U:H5'	2.43	0.49
25:BA:2606:C:O2'	25:BA:2607:G:H5'	2.12	0.49
8:AH:12:ARG:NH1	8:AH:25:ASP:O	2.46	0.49
25:BA:218:A:C2'	25:BA:219:G:H5'	2.43	0.49
1:CA:985:C:H2'	1:CA:986:A:H8	1.77	0.49
1:AA:744:C:H2'	1:AA:745:C:C6	2.48	0.49
16:CP:18:ARG:HD3	16:CP:35:LYS:CD	2.43	0.49
25:BA:1130:U:C2	25:BA:2025:C:H5''	2.48	0.49
22:AV:50:VAL:O	22:AV:50:VAL:HG13	2.11	0.49
22:CV:97:ARG:HG2	22:CV:97:ARG:HH11	1.78	0.49
1:AA:189(J):G:C6	1:AA:189(K):U:C4	3.00	0.49
17:AQ:74:LEU:HD13	17:AQ:74:LEU:O	2.13	0.49
22:AV:27:HIS:CE1	22:AV:35:ALA:HB1	2.47	0.49
25:BA:2009:G:N3	38:BR:107:ASP:HA	2.27	0.49
25:BA:744:G:H2'	25:BA:745:G:O4'	2.13	0.49
26:DB:25:A:H2'	26:DB:26:A:C8	2.48	0.49
25:BA:681:G:H2'	25:BA:682:G:O4'	2.13	0.49
14:AN:44:LEU:C	14:AN:44:LEU:HD12	2.33	0.49
29:BE:8:LYS:HE2	29:BE:192:ASN:ND2	2.27	0.49
56:D9:14:CYS:HA	56:D9:27:CYS:SG	2.53	0.49
33:BI:116:LEU:O	33:BI:117:GLU:CB	2.61	0.49
1:CA:337:C:H2'	1:CA:338:A:C8	2.47	0.49
1:AA:1119:C:N3	1:AA:1154:G:O6	2.45	0.49
14:AN:45:ARG:HG3	14:AN:45:ARG:NH1	2.27	0.49
46:DZ:98:TYR:CE1	46:DZ:124:LEU:HB2	2.46	0.49
25:DA:1155:A:O2'	25:DA:1156:A:H2'	2.13	0.49
41:DU:83:LEU:CG	41:DU:88:ILE:HD11	2.43	0.49
42:DV:2:PHE:HB3	42:DV:41:GLY:CA	2.42	0.49
37:DQ:35:VAL:HG23	37:DQ:100:GLY:O	2.13	0.49
25:DA:2117:A:H3'	25:DA:2118:U:C5'	2.43	0.49
25:BA:1490:A:C5'	25:BA:1494:A:N6	2.76	0.49
20:AT:57:ARG:HD2	20:AT:102:GLY:C	2.33	0.49
20:AT:53:LEU:C	20:AT:55:ILE:N	2.66	0.49
7:CG:28:ASN:C	7:CG:30:ILE:H	2.16	0.49
41:BU:91:ASP:O	41:BU:92:ARG:C	2.51	0.49
40:BT:41:ARG:HH22	40:BT:43:GLN:HG3	1.77	0.49
38:DR:9:LYS:O	38:DR:10:LEU:CG	2.61	0.49
1:AA:223:U:H2'	1:AA:224:C:H6	1.77	0.49
30:DF:118:ALA:HB2	30:DF:123:LEU:HD22	1.93	0.49

Continued on next page...

Continued from previous page...

Atom-1	Atom-2	Interatomic distance (Å)	Clash overlap (Å)
3:CC:84:ILE:O	3:CC:87:LEU:N	2.46	0.49
1:AA:1065:U:C5	1:AA:1190:G:H1'	2.48	0.49
25:DA:851:U:H2'	25:DA:852:G:H8	1.77	0.49
31:BG:54:GLU:O	31:BG:57:ALA:N	2.43	0.49
27:BC:102:GLN:NE2	27:BC:102:GLN:CA	2.73	0.49
28:BD:21:PHE:O	28:BD:22:SER:C	2.50	0.49
28:BD:26:LYS:HZ2	28:BD:82:ILE:HG22	1.78	0.49
25:DA:2393:A:H5'	36:DP:62:LEU:HB2	1.95	0.49
25:DA:288:C:H2'	25:DA:289:A:H8	1.77	0.49
45:BY:48:ALA:O	45:BY:49:VAL:CG2	2.57	0.49
8:CH:109:ILE:HG22	8:CH:137:VAL:HB	1.94	0.49
1:CA:1298:C:H2'	7:CG:114:ARG:HH12	1.70	0.49
13:AM:15:VAL:HG21	13:AM:34:LEU:HD11	1.94	0.49
25:DA:2056:G:H1	52:D5:4:HIS:HD2	1.61	0.49
3:CC:189:ALA:HB3	3:CC:196:LEU:CB	2.41	0.49
1:CA:963:G:N2	10:CJ:55:LYS:HD3	2.28	0.49
32:BH:76:VAL:C	32:BH:78:GLY:N	2.65	0.49
25:DA:71:A:H4'	25:DA:72:U:C5'	2.43	0.49
14:AN:23:ARG:HD3	14:AN:29:ARG:O	2.13	0.49
33:BI:47:LEU:HD23	33:BI:48:GLU:N	2.27	0.49
27:DC:138:LEU:HD13	27:DC:139:PRO:HD2	1.94	0.49
12:AL:29:PHE:HB3	12:AL:81:LEU:HD11	1.95	0.49
12:AL:81:LEU:HD13	12:AL:81:LEU:C	2.33	0.49
12:AL:67:ILE:HG22	12:AL:99:ARG:HH11	1.77	0.49
12:CL:97:ILE:HG22	12:CL:98:VAL:N	2.27	0.49
12:CL:57:LEU:HD11	12:CL:82:ILE:HG13	1.95	0.49
46:BZ:13:LYS:C	46:BZ:15:SER:N	2.66	0.49
25:BA:1451:C:H5'	25:BA:1452:A:H5'	1.94	0.49
51:D4:46:ASN:HD21	51:D4:48:ILE:HG13	1.78	0.49
18:AR:66:LEU:CG	18:AR:70:ILE:HD11	2.41	0.49
25:BA:280:C:C5'	25:BA:280:C:H6	2.16	0.49
40:DT:133:GLU:HG3	40:DT:137:LYS:O	2.13	0.49
29:DE:2:LYS:CE	29:DE:95:ILE:HG23	2.42	0.49
29:DE:28:ALA:HB3	29:DE:93:VAL:HG22	1.95	0.49
1:AA:299:G:C6	1:AA:300:A:C6	3.01	0.49
4:AD:88:VAL:O	4:AD:92:VAL:HG23	2.13	0.49
35:BO:7:TYR:CZ	35:BO:44:LYS:HG3	2.48	0.49
52:D5:51:TYR:HD1	52:D5:52:TYR:CE1	2.30	0.49
25:DA:2282:G:H5''	25:DA:2283:C:O4'	2.13	0.49
1:AA:965:A:C4'	1:AA:966:G:OP1	2.57	0.49
5:CE:10:MET:SD	5:CE:13:ILE:HD11	2.53	0.49

Continued on next page...

Continued from previous page...

Atom-1	Atom-2	Interatomic distance (Å)	Clash overlap (Å)
25:DA:1459:G:C4	25:DA:1461:G:H1'	2.48	0.49
25:BA:1935:G:C1'	25:BA:1964:G:N2	2.75	0.49
34:DN:126:PRO:O	34:DN:127:ASP:CB	2.60	0.49
25:BA:554:U:O2'	25:BA:555:U:H5'	2.12	0.49
25:DA:1332:G:N2	25:DA:1610:A:N7	2.55	0.49
1:CA:1206:G:H2'	1:CA:1207:G:O4'	2.13	0.49
45:BY:32:PRO:C	45:BY:34:LYS:N	2.63	0.49
7:AG:63:LYS:NZ	7:AG:67:GLU:HB2	2.28	0.49
1:AA:738:C:N4	1:AA:739:C:N4	2.61	0.49
1:AA:655:A:H2'	1:AA:656:C:C6	2.47	0.49
25:BA:669:G:N3	25:BA:669:G:C2'	2.76	0.49
4:CD:60:GLU:HG2	4:CD:202:LEU:HD12	1.94	0.49
46:BZ:56:ILE:HG22	46:BZ:57:VAL:N	2.28	0.49
1:AA:1095:U:H2'	1:AA:1096:C:C6	2.48	0.49
25:BA:358:U:H6	25:BA:358:U:OP2	1.95	0.49
10:AJ:22:LYS:HE3	10:AJ:23:ILE:CG1	2.43	0.49
33:DI:25:TYR:CE1	33:DI:30:LEU:HD21	2.48	0.49
1:CA:633:G:H3'	1:CA:634:C:C6	2.47	0.49
25:DA:704:G:H1'	25:DA:726:G:N2	2.28	0.49
25:DA:412:A:N7	25:DA:2411:A:H2	2.11	0.49
1:AA:651:C:H2'	1:AA:652:U:C6	2.48	0.49
13:AM:120:LYS:C	13:AM:120:LYS:HD3	2.32	0.49
29:BE:203:LYS:HE3	29:BE:203:LYS:O	2.13	0.49
43:DW:6:ILE:HG22	43:DW:6:ILE:O	2.12	0.49
6:AF:16:GLN:CD	6:AF:16:GLN:H	2.16	0.49
39:BS:14:VAL:CG1	39:BS:15:ARG:H	2.01	0.48
39:BS:34:HIS:CD2	39:BS:54:LEU:HD23	2.48	0.48
39:BS:89:ARG:CD	39:BS:92:TYR:HA	2.43	0.48
1:AA:1114:C:N3	1:AA:1115:C:C5	2.81	0.48
9:AI:40:LEU:O	9:AI:43:ALA:HB3	2.13	0.48
9:AI:10:ARG:HD3	9:AI:75:ASP:CB	2.43	0.48
25:BA:172:C:H2'	25:BA:173:G:H5'	1.95	0.48
2:CB:92:TYR:CD1	2:CB:151:GLY:HA3	2.48	0.48
2:CB:7:VAL:HB	2:CB:11:LEU:CD1	2.40	0.48
50:D3:6:VAL:O	50:D3:34:GLU:HA	2.13	0.48
42:DV:1:MET:O	42:DV:15:GLU:HG3	2.12	0.48
25:DA:916:G:C2'	25:DA:917:A:H5''	2.42	0.48
25:BA:2206:G:N3	25:BA:2206:G:H3'	2.28	0.48
7:CG:145:ALA:O	7:CG:147:ALA:N	2.44	0.48
25:BA:999:U:H2'	25:BA:1000:A:H5''	1.94	0.48
1:CA:979:C:OP1	1:CA:981:U:O4	2.31	0.48

Continued on next page...

Continued from previous page...

Atom-1	Atom-2	Interatomic distance (Å)	Clash overlap (Å)
25:BA:2807:G:H2'	25:BA:2808:U:H5''	1.95	0.48
1:AA:1270:C:H2'	1:AA:1271:G:C8	2.48	0.48
1:AA:1270:C:H2'	1:AA:1271:G:H8	1.78	0.48
45:DY:28:LYS:N	45:DY:28:LYS:CE	2.76	0.48
22:CV:177:THR:OG1	22:CV:179:GLU:HB2	2.13	0.48
35:BO:104:ARG:NH1	35:BO:104:ARG:CB	2.76	0.48
3:AC:42:LEU:N	3:AC:45:LYS:NZ	2.61	0.48
30:DF:124:LEU:HD11	30:DF:126:VAL:CG1	2.40	0.48
27:BC:132:LEU:HD23	27:BC:132:LEU:H	1.77	0.48
25:BA:275:G:C5	25:BA:276:A:H1'	2.48	0.48
31:BG:71:THR:O	31:BG:89:GLY:HA3	2.13	0.48
25:BA:2801:A:N3	25:BA:2801:A:H2'	2.28	0.48
3:CC:50:ALA:HB1	3:CC:70:VAL:CG1	2.40	0.48
40:DT:33:LYS:NZ	40:DT:43:GLN:NE2	2.61	0.48
25:BA:1803:A:O3'	28:BD:259:THR:HG23	2.12	0.48
15:CO:75:PRO:HG2	15:CO:76:GLU:H	1.78	0.48
40:DT:26:ASP:C	40:DT:26:ASP:OD2	2.50	0.48
36:DP:88:LEU:N	36:DP:88:LEU:CD1	2.76	0.48
1:AA:9:G:C2	1:AA:26:A:N1	2.81	0.48
30:DF:132:VAL:O	30:DF:133:ASN:O	2.31	0.48
1:AA:477:A:O2'	1:AA:479:C:H5'	2.13	0.48
1:AA:479:C:C6	1:AA:480:U:C5	3.01	0.48
10:CJ:40:LEU:HG	10:CJ:69:ASN:CB	2.41	0.48
1:CA:737:A:H2'	1:CA:738:C:C6	2.48	0.48
5:CE:133:TYR:O	5:CE:137:GLU:HB2	2.13	0.48
5:CE:79:GLU:HA	5:CE:91:LEU:O	2.12	0.48
25:DA:764:A:N3	28:DD:213:ARG:NH1	2.61	0.48
3:CC:136:GLN:O	3:CC:139:GLN:HB3	2.13	0.48
4:CD:46:LYS:O	4:CD:47:ARG:C	2.50	0.48
51:D4:48:ILE:H	51:D4:48:ILE:CD1	2.16	0.48
25:BA:492:A:C2'	25:BA:493:G:H5'	2.43	0.48
1:CA:922:G:H4'	5:CE:20:GLN:HA	1.95	0.48
1:CA:197:A:C6	1:CA:221:C:H5'	2.47	0.48
1:CA:389:A:C2'	1:CA:390:C:H5'	2.43	0.48
22:AV:4:VAL:HA	22:AV:7:LEU:HG	1.95	0.48
22:CV:68:ARG:HB2	22:CV:68:ARG:NH1	2.20	0.48
25:BA:817:C:O2'	25:BA:839:U:H5''	2.13	0.48
1:CA:1070:U:H2'	1:CA:1071:C:C6	2.47	0.48
25:BA:2162:G:H2'	25:BA:2163:C:H6	1.78	0.48
34:BN:78:TYR:N	34:BN:78:TYR:CD1	2.81	0.48
1:CA:523:A:H61	12:CL:50:ARG:NH1	2.06	0.48

Continued on next page...

Continued from previous page...

Atom-1	Atom-2	Interatomic distance (Å)	Clash overlap (Å)
25:BA:2850:A:N7	25:BA:2868:A:O2'	2.33	0.48
3:AC:44:GLU:CG	3:AC:52:LEU:HD11	2.41	0.48
25:DA:651:G:N2	25:DA:652:C:C5	2.81	0.48
3:AC:140:ARG:O	3:AC:143:GLU:N	2.46	0.48
1:CA:935:A:H2'	1:CA:936:C:H6	1.78	0.48
25:DA:2039:C:OP1	34:DN:109:LYS:HD3	2.12	0.48
25:BA:851:U:H5'	50:B3:49:LYS:NZ	2.28	0.48
23:AW:64:G:H2'	23:AW:65:C:O4'	2.12	0.48
25:DA:2692:C:H2'	25:DA:2693:A:C8	2.47	0.48
1:CA:707:C:O2'	1:CA:708:C:H5'	2.13	0.48
25:DA:1829:A:C8	25:DA:1829:A:H5'	2.45	0.48
25:BA:1909:C:N4	25:BA:1921:G:H1	2.08	0.48
25:DA:1515:G:O2'	25:DA:1516:C:H5'	2.13	0.48
34:DN:125:GLY:HA3	34:DN:126:PRO:C	2.32	0.48
29:DE:176:ILE:CD1	29:DE:176:ILE:N	2.75	0.48
34:BN:55:VAL:HG13	34:BN:56:ASN:HB2	1.94	0.48
46:DZ:144:GLU:OE1	46:DZ:144:GLU:HA	2.13	0.48
25:DA:15:G:H2'	25:DA:16:G:C8	2.44	0.48
8:CH:28:ALA:CB	8:CH:59:LEU:HG	2.43	0.48
25:BA:1985:G:O2'	25:BA:1986:A:H5'	2.13	0.48
23:CW:28:C:O2'	23:CW:29:G:H5'	2.13	0.48
25:DA:596:G:O2'	25:DA:597:U:H5'	2.12	0.48
1:AA:8:A:N7	4:AD:208:SER:CB	2.75	0.48
25:BA:1860:G:H2'	25:BA:1861:G:H8	1.78	0.48
4:AD:56:VAL:O	4:AD:60:GLU:HB2	2.12	0.48
1:AA:248:C:O2'	1:AA:249:U:H5'	2.13	0.48
25:BA:643:A:O2'	25:BA:644:A:H5'	2.13	0.48
30:DF:79:GLY:O	30:DF:80:ALA:C	2.49	0.48
5:CE:101:ILE:HD11	5:CE:119:LEU:HD23	1.95	0.48
2:AB:181:PHE:O	2:AB:183:PRO:HD3	2.13	0.48
25:BA:1363:C:O2'	25:BA:1364:G:H5'	2.13	0.48
37:BQ:6:ARG:O	37:BQ:7:MET:HG3	2.12	0.48
25:DA:1198:U:H2'	25:DA:1199:U:H6	1.78	0.48
25:BA:1680:U:O2'	25:BA:1681:G:H5'	2.13	0.48
18:CR:25:THR:O	18:CR:25:THR:HG22	2.12	0.48
25:BA:2079:U:H2'	25:BA:2080:G:O4'	2.13	0.48
1:AA:260:G:H2'	1:AA:261:U:C6	2.48	0.48
3:AC:184:TYR:OH	3:AC:199:LYS:HE2	2.12	0.48
46:DZ:9:ARG:NH2	46:DZ:25:GLY:O	2.46	0.48
25:DA:560:C:H4'	41:DU:52:ARG:HH12	1.79	0.48
41:DU:65:ILE:CD1	41:DU:96:ALA:HB1	2.42	0.48

Continued on next page...

Continued from previous page...

Atom-1	Atom-2	Interatomic distance (Å)	Clash overlap (Å)
7:CG:3:ARG:HG2	7:CG:3:ARG:O	2.12	0.48
1:CA:1240:U:H3'	1:CA:1241:G:C5'	2.42	0.48
7:CG:15:ASP:HB3	7:CG:19:GLY:H	1.78	0.48
13:CM:94:ARG:NH2	25:DA:887:A:H8	2.11	0.48
45:DY:11:ASP:H	45:DY:28:LYS:NZ	2.10	0.48
30:BF:3:GLU:C	30:BF:24:LEU:HD12	2.33	0.48
35:BO:104:ARG:HE	40:BT:33:LYS:CD	2.21	0.48
30:DF:9:ILE:CG2	30:DF:11:VAL:O	2.57	0.48
53:D6:43:CYS:O	53:D6:44:ARG:CB	2.61	0.48
36:BP:16:ARG:CD	36:BP:18:ARG:HB2	2.43	0.48
25:BA:274:G:H22	25:BA:363:G:H22	1.62	0.48
53:B6:15:GLU:OE1	53:B6:18:ARG:HG3	2.12	0.48
25:DA:283:A:C2	25:DA:427:U:H1'	2.48	0.48
40:BT:28:VAL:O	40:BT:29:ARG:HD3	2.12	0.48
4:AD:173:TRP:HD1	4:AD:174:LEU:HG	1.77	0.48
29:BE:33:VAL:CG2	29:BE:47:VAL:HG13	2.42	0.48
13:AM:21:TYR:O	13:AM:22:ILE:HG13	2.12	0.48
35:BO:3:GLN:CG	35:BO:4:PRO:HD2	2.41	0.48
25:BA:271(A):A:N1	25:BA:272(D):G:O2'	2.38	0.48
3:CC:34:LEU:HD13	14:CN:25:VAL:HG11	1.95	0.48
25:BA:673:C:H2'	25:BA:674:G:H5'	1.94	0.48
1:AA:974:A:C1'	14:AN:31:ARG:NE	2.75	0.48
40:DT:8:LYS:O	40:DT:11:GLU:OE1	2.31	0.48
25:DA:635:C:O2'	25:DA:639:U:OP1	2.30	0.48
17:CQ:56:VAL:O	17:CQ:76:LEU:HD12	2.13	0.48
25:DA:1410:G:H1	25:DA:1592:C:H42	1.59	0.48
25:BA:858:U:H1'	25:BA:2268:A:O2'	2.13	0.48
1:CA:1030(C):G:C2'	1:CA:1030(D):A:H5'	2.43	0.48
27:DC:131:ILE:HD12	27:DC:131:ILE:H	1.77	0.48
5:CE:81:GLU:CG	5:CE:90:VAL:HA	2.42	0.48
12:CL:24:LEU:H	12:CL:24:LEU:HD13	1.77	0.48
25:DA:1175:U:H2'	25:DA:1175:U:O2	2.13	0.48
26:DB:15:A:H1'	26:DB:110:G:N7	2.27	0.48
1:CA:1502:A:H2	1:CA:1505:G:N1	2.11	0.48
3:AC:148:GLY:HA3	3:AC:172:ARG:O	2.13	0.48
16:CP:14:ASN:N	16:CP:15:PRO:CD	2.76	0.48
25:DA:2473:U:O2	25:DA:2473:U:C2'	2.60	0.48
50:B3:4:LEU:CD2	50:B3:56:VAL:HG13	2.42	0.48
22:AV:1:MET:SD	22:AV:61:GLU:HB2	2.53	0.48
29:DE:169:ASN:O	29:DE:169:ASN:ND2	2.46	0.48
29:DE:2:LYS:HE2	29:DE:96:PHE:CD1	2.48	0.48

Continued on next page...

Continued from previous page...

Atom-1	Atom-2	Interatomic distance (Å)	Clash overlap (Å)
2:CB:87:ARG:HE	2:CB:233:SER:HB3	1.73	0.48
49:B2:41:ILE:HD11	49:B2:44:LEU:HG	1.94	0.48
36:DP:135:LEU:HD21	36:DP:144:GLU:HG3	1.95	0.48
1:CA:132:C:H5'	1:CA:262:A:O2'	2.13	0.48
7:AG:73:MET:HA	7:AG:91:VAL:HG23	1.95	0.48
22:CV:164:PHE:HE1	22:CV:183:ARG:HD3	1.77	0.48
11:CK:22:HIS:HB3	11:CK:29:ILE:O	2.13	0.48
42:BV:34:GLU:O	42:BV:36:PRO:CD	2.60	0.48
27:DC:181:PHE:HB3	27:DC:186:LEU:HG	1.93	0.48
25:DA:615:G:OP2	30:DF:40:GLN:CG	2.61	0.48
1:CA:1057:G:H5''	3:CC:154:SER:OG	2.13	0.48
13:AM:98:VAL:HG12	13:AM:98:VAL:O	2.14	0.48
34:BN:56:ASN:C	34:BN:57:ALA:O	2.49	0.48
29:BE:2:LYS:HE2	29:BE:95:ILE:CG2	2.42	0.48
1:CA:230:G:N2	1:CA:231:G:H1'	2.29	0.48
27:DC:193:PHE:CE2	27:DC:197:LEU:HD13	2.48	0.48
28:BD:39:LYS:HG3	28:BD:40:THR:N	2.28	0.48
25:BA:1792:G:H5'	28:BD:205:VAL:HG13	1.94	0.48
25:BA:2774:C:H2'	25:BA:2775:A:O4'	2.12	0.48
4:AD:126:ILE:N	4:AD:126:ILE:HD13	2.28	0.48
32:DH:169:VAL:O	32:DH:169:VAL:HG13	2.13	0.48
31:DG:19:LEU:O	31:DG:23:PHE:HB2	2.12	0.48
8:CH:87:SER:HA	8:CH:93:VAL:HG23	1.94	0.48
1:AA:152:A:H2'	1:AA:153:C:H5'	1.94	0.48
1:CA:426:G:O2'	1:CA:427:U:H5'	2.14	0.48
29:BE:128:SER:OG	29:BE:129:HIS:N	2.44	0.48
1:CA:806:C:H2'	1:CA:807:A:C8	2.48	0.48
1:CA:622:A:C8	1:CA:623:C:C6	3.00	0.48
22:CV:133:VAL:O	22:CV:134:ASP:HB2	2.13	0.48
5:CE:105:VAL:HG11	5:CE:131:ILE:HG22	1.95	0.48
25:DA:2652:C:H5'	25:DA:2653:U:OP2	2.12	0.48
5:AE:36:ASP:OD2	5:AE:38:GLN:N	2.39	0.48
1:AA:401:C:O2'	1:AA:402:G:H5'	2.13	0.48
37:BQ:92:GLY:C	37:BQ:93:TYR:CD1	2.86	0.48
16:AP:6:LEU:HD12	16:AP:6:LEU:N	2.28	0.48
25:BA:435:C:H2'	25:BA:436:C:H5'	1.95	0.48
56:D9:11:CYS:N	56:D9:14:CYS:SG	2.85	0.48
1:AA:1187:G:H2'	1:AA:1188:A:O4'	2.13	0.48
7:AG:24:THR:O	7:AG:27:ILE:HB	2.14	0.48
7:AG:27:ILE:HD13	7:AG:43:PHE:HB2	1.95	0.48
10:AJ:51:ARG:NH2	10:AJ:61:GLU:HG3	2.27	0.48

Continued on next page...

Continued from previous page...

Atom-1	Atom-2	Interatomic distance (Å)	Clash overlap (Å)
46:DZ:100:PRO:C	46:DZ:101:LEU:HD12	2.34	0.48
2:CB:21:ARG:HB3	2:CB:39:ILE:CA	2.34	0.48
25:DA:819:A:C4	25:DA:1189:A:C2	3.01	0.48
1:CA:1252:A:H2'	1:CA:1253:G:O4'	2.13	0.48
1:CA:1342:C:H1'	9:CI:124:GLN:HE21	1.75	0.48
7:CG:109:ASN:HA	7:CG:119:ARG:CZ	2.43	0.48
7:CG:124:LEU:O	7:CG:128:ALA:CB	2.61	0.48
25:BA:2788:C:O2	25:BA:2809:A:H2	1.95	0.48
25:BA:2810:A:H2'	29:BE:61:ARG:NH2	2.28	0.48
25:DA:2304:G:H5'	25:DA:2305:A:OP2	2.12	0.48
30:BF:24:LEU:HD12	30:BF:25:PRO:HD2	1.95	0.48
40:BT:16:ARG:O	40:BT:17:THR:HB	2.13	0.48
16:AP:53:VAL:HG23	16:AP:54:GLU:N	2.27	0.48
51:D4:37:PRO:HB3	51:D4:51:TYR:CE2	2.48	0.48
25:DA:925:C:C2'	25:DA:926:A:C5'	2.80	0.48
25:DA:157:U:C3'	25:DA:158:U:C5'	2.81	0.48
45:BY:78:ALA:CB	45:BY:99:CYS:HG	2.25	0.48
25:DA:2657:A:H2'	25:DA:2658:C:H5'	1.94	0.48
2:AB:88:ALA:HB1	2:AB:90:MET:HE2	1.95	0.48
25:BA:2122:U:H3	25:BA:2176:A:N6	2.11	0.48
13:CM:25:ILE:HD11	13:CM:66:LEU:HD23	1.94	0.48
40:DT:35:LYS:O	40:DT:36:GLU:HB3	2.13	0.48
42:BV:64:HIS:ND1	42:BV:92:THR:HG22	2.28	0.48
15:CO:9:GLN:C	15:CO:11:VAL:H	2.16	0.48
1:AA:1049:U:C6	1:AA:1201:A:H5'	2.48	0.48
25:DA:637:A:OP2	36:DP:116:GLY:N	2.45	0.48
39:DS:99:LYS:C	39:DS:101:LEU:H	2.16	0.48
25:DA:2164:C:H3'	25:DA:2165:G:H8	1.77	0.48
33:BI:114:LEU:O	33:BI:115:ALA:CB	2.61	0.48
1:CA:80:G:C3'	1:CA:81:U:H5'	2.44	0.48
51:B4:62:CYS:SG	51:B4:63:SER:N	2.86	0.48
25:DA:246:C:H41	55:D8:8:LYS:HG2	1.78	0.48
1:AA:731:G:H2'	1:AA:732:C:H6	1.77	0.48
32:DH:15:VAL:HG12	32:DH:29:PRO:HD3	1.93	0.48
43:DW:64:MET:O	43:DW:65:LEU:HB3	2.14	0.48
25:DA:1224:C:O2'	42:DV:85:LYS:HA	2.14	0.48
20:CT:31:SER:O	20:CT:34:LYS:HB2	2.13	0.48
20:CT:75:ASN:OD1	20:CT:75:ASN:N	2.39	0.48
44:BX:63:LYS:CE	44:BX:72:LYS:HE3	2.37	0.48
4:CD:13:ARG:O	4:CD:14:ARG:HB3	2.14	0.48
38:DR:51:LEU:CD1	38:DR:70:LEU:HD21	2.40	0.48

Continued on next page...

Continued from previous page...

Atom-1	Atom-2	Interatomic distance (Å)	Clash overlap (Å)
39:BS:85:VAL:O	39:BS:106:ARG:CG	2.61	0.48
4:AD:78:LEU:HD22	4:AD:139:ARG:HH12	1.77	0.48
17:AQ:50:LYS:HE3	17:AQ:51:TYR:CZ	2.48	0.48
49:B2:17:SER:N	49:B2:67:LYS:NZ	2.58	0.48
10:CJ:56:HIS:C	10:CJ:58:ASP:H	2.14	0.48
47:B0:54:ARG:NH1	47:B0:54:ARG:CB	2.76	0.48
25:DA:436:C:H2'	25:DA:437:G:H8	1.77	0.48
25:DA:1459:G:C2	25:DA:1461:G:C8	3.01	0.48
25:BA:2532:G:H2'	25:BA:2533:A:C8	2.48	0.48
25:BA:2347:C:H2'	25:BA:2348:U:C6	2.49	0.48
25:BA:1311:G:C2	44:BX:60:ARG:NH1	2.81	0.48
35:BO:59:LYS:NZ	35:BO:89:ASN:ND2	2.61	0.48
41:DU:18:LEU:O	41:DU:20:LEU:N	2.46	0.48
1:AA:518:C:C4	1:AA:530:G:C6	3.01	0.48
25:BA:1956:U:H1'	25:BA:2552:U:OP1	2.13	0.48
42:DV:99:ILE:O	42:DV:101:GLY:N	2.46	0.48
15:AO:65:ARG:O	15:AO:68:ARG:N	2.40	0.48
39:BS:82:ILE:O	39:BS:83:LYS:HB2	2.13	0.48
25:BA:2736:G:C2'	25:BA:2737:G:H5'	2.43	0.48
28:BD:231:HIS:HD2	28:BD:249:PRO:HG3	1.79	0.48
25:BA:2223:G:C2'	25:BA:2224:G:H5'	2.43	0.48
11:AK:34:ASP:HB2	11:AK:35:PRO:CD	2.43	0.48
4:AD:17:VAL:HG21	4:AD:197:PRO:HB2	1.94	0.48
25:BA:2406:U:O4	36:BP:70:GLN:HB3	2.12	0.48
25:BA:1168:G:C2	25:BA:1182:A:C2	3.01	0.48
1:CA:1431:C:H2'	1:CA:1432:G:H5'	1.95	0.48
1:CA:1002:G:N3	1:CA:1002:G:H2'	2.28	0.48
3:AC:138:VAL:HG13	3:AC:149:ALA:HB3	1.95	0.48
1:AA:277:C:OP1	17:AQ:41:LYS:HE3	2.13	0.48
39:DS:43:GLU:O	39:DS:44:LYS:HB2	2.12	0.48
25:BA:803:U:H2'	25:BA:804:A:H5'	1.93	0.48
25:DA:1975:G:C6	25:DA:1976:U:N3	2.81	0.48
17:CQ:53:LEU:HD23	17:CQ:54:GLY:N	2.28	0.48
25:DA:1439:A:H2'	25:DA:1440:G:O4'	2.12	0.48
25:DA:738:G:C2'	25:DA:739:G:H5'	2.43	0.48
38:BR:88:ARG:HD2	38:BR:89:ASP:OD1	2.13	0.48
1:AA:328:C:H4'	1:AA:329:A:H5'	1.96	0.48
28:DD:162:SER:O	28:DD:178:PRO:HG3	2.14	0.48
6:CF:54:LYS:HD3	6:CF:54:LYS:N	2.27	0.48
25:DA:2376:A:OP1	25:DA:2376:A:H8	1.96	0.48
20:CT:24:LEU:C	20:CT:24:LEU:HD13	2.34	0.48

Continued on next page...

Continued from previous page...

Atom-1	Atom-2	Interatomic distance (Å)	Clash overlap (Å)
15:CO:37:ASN:O	15:CO:40:SER:HB3	2.13	0.48
1:AA:519:C:O2'	1:AA:520:A:H5'	2.14	0.48
25:BA:706:A:C2	25:BA:707:G:H1'	2.49	0.48
7:AG:43:PHE:C	7:AG:43:PHE:CD1	2.87	0.48
9:AI:96:LEU:HD12	9:AI:101:PHE:HB2	1.95	0.48
32:BH:17:VAL:HG21	32:BH:50:VAL:HG22	1.96	0.48
46:DZ:53:HIS:HB3	46:DZ:100:PRO:HD3	1.94	0.48
46:DZ:101:LEU:HD11	46:DZ:123:ILE:CG2	2.42	0.48
46:DZ:27:MET:HA	46:DZ:87:PHE:O	2.13	0.48
2:CB:14:GLY:C	2:CB:15:VAL:HG22	2.33	0.48
2:CB:174:VAL:HG11	2:CB:196:LEU:HD13	1.95	0.48
34:DN:62:VAL:HG11	34:DN:67:LEU:HG	1.94	0.48
19:CS:62:ILE:HA	19:CS:66:MET:SD	2.54	0.48
20:AT:61:SER:O	20:AT:65:LYS:HG2	2.13	0.48
7:CG:66:VAL:O	7:CG:70:LYS:HD2	2.14	0.48
45:DY:47:LYS:HA	45:DY:60:PHE:CE2	2.48	0.48
1:AA:346:G:N3	1:AA:346:G:H2'	2.28	0.48
3:AC:87:LEU:O	3:AC:89:GLU:N	2.47	0.48
30:DF:117:ARG:NH2	36:DP:5:ASP:N	2.60	0.48
40:BT:106:SER:O	40:BT:107:ASP:OD1	2.32	0.48
25:BA:1639:U:C2'	25:BA:1640:C:C5'	2.89	0.48
25:DA:2729:G:H1'	29:DE:187:ALA:CB	2.28	0.48
28:BD:30:GLU:HA	28:BD:83:GLU:OE1	2.13	0.48
40:BT:29:ARG:HB2	40:BT:85:LYS:HZ3	1.70	0.48
4:AD:110:PHE:CD2	4:AD:148:VAL:HG23	2.48	0.48
40:DT:45:PHE:CE2	40:DT:74:ARG:HB2	2.48	0.48
1:CA:1059:C:H6	1:CA:1059:C:O5'	1.97	0.48
36:DP:81:GLN:OE1	36:DP:106:LEU:HA	2.13	0.48
25:DA:1689:A:N6	25:DA:1698:A:H2	1.97	0.48
10:CJ:8:LEU:HB3	10:CJ:16:LEU:HD21	1.95	0.48
25:DA:2126:A:N6	25:DA:2163:C:H4'	2.28	0.48
27:DC:150:ILE:HG12	27:DC:154:ILE:HD11	1.95	0.48
2:AB:92:TYR:CD1	2:AB:92:TYR:C	2.87	0.48
28:DD:210:GLY:O	28:DD:211:ARG:CB	2.59	0.48
28:DD:102:LYS:O	28:DD:103:ARG:HG2	2.12	0.48
12:CL:95:TYR:N	12:CL:95:TYR:CD1	2.81	0.48
5:AE:54:ALA:O	5:AE:57:LYS:N	2.46	0.48
4:CD:30:LYS:HA	4:CD:35:ARG:CD	2.36	0.48
25:BA:492:A:H2'	25:BA:493:G:H5'	1.94	0.48
25:DA:2225:A:H5'	25:DA:2226:C:O4'	2.13	0.48
6:CF:24:GLU:O	6:CF:28:ARG:NH1	2.47	0.48

Continued on next page...

Continued from previous page...

Atom-1	Atom-2	Interatomic distance (Å)	Clash overlap (Å)
16:CP:22:THR:HA	16:CP:33:ILE:HD11	1.95	0.48
25:BA:2335:A:O2'	25:BA:2336:A:H5''	2.13	0.48
1:AA:1258:G:O2'	1:AA:1259:C:H5'	2.13	0.48
25:BA:269:U:C5	25:BA:271(Y):U:C4	3.01	0.48
31:BG:31:VAL:HG23	31:BG:32:PRO:HD2	1.95	0.48
4:CD:96:LEU:HB3	4:CD:139:ARG:NH1	2.28	0.48
25:DA:1796:U:H2'	25:DA:1797:C:H6	1.78	0.48
1:AA:565:U:C5	1:AA:566:G:C4	3.01	0.48
1:CA:1106:G:H5''	3:CC:172:ARG:HG2	1.94	0.48
17:CQ:18:THR:HG22	17:CQ:19:VAL:N	2.29	0.48
1:AA:1273:G:H3'	1:AA:1274:G:C8	2.45	0.48
25:DA:2816:C:O3'	38:DR:99:LYS:HE2	2.13	0.48
1:AA:1014:A:C2	1:AA:1219:U:H1'	2.47	0.48
40:BT:23:ARG:NH2	40:BT:120:ARG:HD3	2.29	0.48
1:CA:132:C:C4'	1:CA:262:A:H1'	2.44	0.48
32:BH:103:LEU:HG	32:BH:105:LEU:HD21	1.94	0.48
5:AE:10:MET:N	5:AE:32:VAL:HG13	2.27	0.48
30:DF:36:VAL:O	30:DF:40:GLN:HB2	2.14	0.48
31:BG:18:GLU:O	31:BG:22:ARG:N	2.43	0.48
25:DA:587:C:H4'	25:DA:588:U:O5'	2.13	0.48
25:BA:1582:C:O2'	25:BA:1586:A:C8	2.66	0.48
23:AW:62:C:H2'	23:AW:63:G:H8	1.77	0.48
25:DA:270:A:C2'	25:DA:271:A:H5'	2.43	0.48
4:CD:79:PHE:HB2	4:CD:93:PHE:CZ	2.49	0.48
30:BF:185:ASP:HA	30:BF:188:ARG:CG	2.43	0.48
25:BA:2643:G:H2'	25:BA:2644:G:O4'	2.14	0.48
5:CE:43:LEU:HD11	5:CE:132:ALA:HB1	1.95	0.48
5:CE:45:PHE:CD2	5:CE:47:LYS:HE3	2.48	0.48
25:DA:1815:A:C5	25:DA:1817:G:C6	3.01	0.48
29:DE:175:VAL:O	29:DE:175:VAL:HG23	2.13	0.48
28:BD:221:VAL:HG13	28:BD:226:MET:CE	2.43	0.48
49:D2:22:GLU:HA	49:D2:25:VAL:HG23	1.96	0.48
7:AG:155:ARG:O	7:AG:156:TRP:CD1	2.65	0.48
41:DU:12:ARG:O	41:DU:14:HIS:N	2.46	0.48
25:DA:1478:G:C2	25:DA:1479:G:C8	3.01	0.48
1:AA:1342:C:H6	1:AA:1342:C:O5'	1.97	0.48
15:AO:37:ASN:ND2	15:AO:37:ASN:N	2.61	0.48
25:DA:2825:C:H2'	25:DA:2826:A:C5'	2.43	0.48
38:DR:13:HIS:O	38:DR:14:SER:C	2.52	0.48
48:D1:93:GLU:C	48:D1:95:LEU:H	2.16	0.48
25:DA:1221:C:H5'	25:DA:1221:C:H6	1.79	0.48

Continued on next page...

Continued from previous page...

Atom-1	Atom-2	Interatomic distance (Å)	Clash overlap (Å)
1:AA:1421:G:C4	1:AA:1480:G:N2	2.81	0.48
28:BD:213:ARG:HD2	28:BD:217:ARG:O	2.13	0.48
25:BA:2334:G:H5'	39:BS:13:ARG:HG3	1.96	0.48
25:BA:2876:G:C4'	40:BT:3:ARG:HD3	2.24	0.48
9:AI:50:LEU:HA	9:AI:53:VAL:HG22	1.94	0.48
32:BH:46:GLU:O	32:BH:47:GLU:O	2.31	0.48
50:D3:8:LEU:CD1	50:D3:31:LEU:HG	2.44	0.48
41:DU:91:ASP:OD2	41:DU:96:ALA:CA	2.62	0.48
42:DV:38:LEU:C	42:DV:39:LEU:HD13	2.34	0.48
42:DV:1:MET:HE1	42:DV:42:GLY:HA3	1.95	0.48
44:DX:36:LYS:CD	44:DX:56:THR:HG23	2.39	0.48
1:AA:978:A:O2'	1:AA:1322:C:N3	2.45	0.48
1:AA:191:G:C4	20:AT:105:SER:HB3	2.49	0.48
16:AP:50:LYS:NZ	16:AP:52:ASP:HB2	2.27	0.48
16:AP:59:TRP:C	16:AP:61:SER:N	2.66	0.48
20:AT:89:ARG:NH2	20:AT:104:LEU:HD21	2.28	0.48
10:AJ:3:LYS:HD2	10:AJ:77:PRO:CG	2.43	0.48
25:BA:272(I):U:N3	25:BA:363(A):A:N6	2.60	0.48
32:DH:158:HIS:CD2	32:DH:170:ARG:O	2.67	0.48
2:AB:204:ASN:ND2	2:AB:207:ALA:HB3	2.29	0.48
25:BA:477:A:C6	25:BA:478:A:C6	3.01	0.48
29:BE:31:CYS:O	29:BE:90:THR:HA	2.14	0.48
13:AM:66:LEU:O	13:AM:69:GLU:O	2.32	0.48
37:BQ:55:VAL:HG23	37:BQ:56:ARG:N	2.28	0.48
2:AB:111:ARG:HB3	2:AB:149:LEU:HD11	1.95	0.48
2:AB:114:ARG:HH12	2:AB:118:LEU:CD1	2.24	0.48
25:DA:2722:G:H2'	25:DA:2723:C:C6	2.48	0.48
4:AD:62:GLN:O	4:AD:66:ARG:HD2	2.14	0.48
5:AE:111:GLU:C	5:AE:113:ALA:N	2.66	0.48
3:CC:114:PRO:HD3	3:CC:183:ASP:CG	2.34	0.48
40:DT:93:ARG:HH12	40:DT:95:ARG:HD3	1.77	0.48
33:BI:10:GLU:O	33:BI:12:LEU:HD23	2.14	0.48
36:BP:7:ARG:O	36:BP:10:PRO:CD	2.55	0.48
47:D0:53:MET:HG3	47:D0:53:MET:O	2.14	0.48
1:AA:296:U:O2'	1:AA:297:G:H5'	2.14	0.48
1:AA:406:G:H21	4:AD:119:GLN:HE22	1.60	0.48
1:CA:1456:G:N2	1:CA:1457:G:C4	2.81	0.48
38:BR:63:ARG:HA	38:BR:80:PHE:CZ	2.48	0.48
3:CC:29:TYR:CE2	3:CC:33:LEU:HD22	2.43	0.48
25:DA:1759:A:H5''	25:DA:2715:C:H1'	1.95	0.48
28:DD:186:HIS:O	28:DD:189:CYS:HB2	2.13	0.48

Continued on next page...

Continued from previous page...

Atom-1	Atom-2	Interatomic distance (Å)	Clash overlap (Å)
44:BX:31:HIS:ND1	44:BX:32:PRO:HD2	2.28	0.48
29:DE:91:VAL:HG13	29:DE:95:ILE:CD1	2.43	0.48
4:AD:96:LEU:HD13	4:AD:96:LEU:H	1.78	0.48
2:AB:178:ARG:NH2	8:AH:68:ARG:NH2	2.58	0.48
25:DA:2320:A:C2	25:DA:2333:A:N7	2.82	0.48
31:BG:131:TYR:HB3	31:BG:159:VAL:HG13	1.96	0.48
25:BA:2531:A:C2	25:BA:2658:C:O2	2.62	0.48
25:DA:2199:A:C2	25:DA:2200:C:H1'	2.49	0.48
1:AA:909:A:N3	1:AA:1413:A:O2'	2.36	0.48
25:DA:99:U:C4'	25:DA:102:G:H1'	2.44	0.48
25:DA:348:G:H2'	25:DA:349:G:H8	1.78	0.48
11:CK:51:LYS:HA	11:CK:55:LYS:HD3	1.94	0.48
1:CA:447:G:C6	1:CA:485:G:H1'	2.48	0.48
17:AQ:52:LYS:HD2	17:AQ:52:LYS:N	2.27	0.48
10:AJ:46:ARG:HA	10:AJ:64:GLU:HA	1.96	0.48
13:CM:79:LYS:O	13:CM:82:MET:SD	2.70	0.48
17:AQ:33:GLY:O	17:AQ:34:LYS:O	2.32	0.48
2:AB:164:VAL:HB	2:AB:186:ALA:HB1	1.96	0.48
16:CP:18:ARG:HD3	16:CP:35:LYS:CE	2.43	0.48
25:BA:1775:U:H2'	25:BA:1776:G:H5'	1.96	0.48
15:CO:72:ARG:HH11	15:CO:72:ARG:HG2	1.78	0.48
25:DA:2574:G:O2'	29:DE:143:ASN:HB3	2.12	0.48
25:DA:960:A:H4'	25:DA:2457:U:H4'	1.93	0.48
4:CD:56:VAL:HG12	4:CD:202:LEU:HD13	1.96	0.48
25:DA:1508:A:H4'	25:DA:1509(A):A:C6	2.48	0.48
25:BA:2852:G:O2'	25:BA:2853:C:H5'	2.13	0.48
1:AA:1109:C:H2'	1:AA:1110:A:O4'	2.13	0.48
30:DF:93:LYS:CD	30:DF:94:PRO:HD2	2.44	0.48
25:BA:2677:G:H2'	25:BA:2678:C:C6	2.48	0.48
1:CA:359:U:H2'	1:CA:360:A:C8	2.48	0.48
51:D4:58:TYR:O	51:D4:59:VAL:CB	2.62	0.48
25:BA:2818:G:H1'	25:BA:2836:U:O2'	2.14	0.48
25:BA:1446:C:O2'	25:BA:1447:G:H5'	2.14	0.48
26:DB:85:G:O2'	26:DB:86:G:H5'	2.13	0.48
4:CD:156:GLU:HB3	4:CD:160:GLN:NE2	2.28	0.48
1:CA:52:G:H2'	1:CA:53:A:H8	1.79	0.48
6:AF:56:PRO:HG2	6:AF:57:GLN:HG3	1.96	0.48
11:CK:17:GLY:H	11:CK:80:VAL:HG12	1.76	0.48
33:BI:92:VAL:HA	33:BI:96:ASP:OD1	2.13	0.48
25:BA:2876:G:H2'	25:BA:2877:G:C8	2.48	0.48
7:AG:31:MET:HG3	7:AG:32:ARG:N	2.29	0.48

Continued on next page...

Continued from previous page...

Atom-1	Atom-2	Interatomic distance (Å)	Clash overlap (Å)
7:AG:31:MET:O	7:AG:32:ARG:HB2	2.13	0.48
7:AG:35:LYS:O	7:AG:38:LEU:HB3	2.14	0.48
31:DG:76:SER:CB	31:DG:84:LYS:N	2.69	0.48
2:CB:77:ALA:CB	2:CB:211:ILE:HD13	2.42	0.48
41:DU:36:ARG:HE	41:DU:40:PHE:HZ	1.59	0.48
42:DV:62:LEU:N	42:DV:62:LEU:HD22	2.28	0.48
48:D1:86:SER:CB	48:D1:89:GLU:CD	2.81	0.48
1:CA:1286:A:C2	21:CU:18:TYR:OH	2.67	0.48
22:CV:163:LEU:CD2	22:CV:163:LEU:N	2.76	0.48
19:AS:44:MET:SD	19:AS:44:MET:N	2.87	0.48
45:DY:11:ASP:O	45:DY:13:VAL:HG13	2.13	0.48
3:AC:76:VAL:CG2	3:AC:103:VAL:HG11	2.42	0.48
30:DF:202:PHE:CE1	30:DF:206:ILE:HD13	2.48	0.48
25:DA:556:G:C4	25:DA:557:U:C5	3.01	0.48
46:BZ:66:LEU:N	46:BZ:66:LEU:HD12	2.29	0.48
19:AS:55:LYS:O	19:AS:56:GLN:HB3	2.12	0.48
25:BA:2476:A:C2'	25:BA:2477:C:H5''	2.43	0.48
2:AB:137:ARG:HD3	2:AB:138:LEU:N	2.29	0.48
5:AE:101:ILE:CD1	5:AE:119:LEU:HD23	2.42	0.48
3:CC:35:GLU:C	3:CC:38:ARG:HG2	2.33	0.48
27:BC:118:PRO:HD3	27:BC:147:GLY:O	2.13	0.48
7:AG:69:VAL:HB	7:AG:100:ALA:HB1	1.95	0.48
30:BF:57:VAL:HG13	30:BF:59:TYR:HD1	1.79	0.48
10:AJ:50:ILE:HG22	10:AJ:60:ARG:HG2	1.95	0.48
1:CA:1225:A:H2'	1:CA:1225:A:N3	2.28	0.48
31:DG:44:GLY:O	31:DG:46:ALA:N	2.35	0.48
26:DB:52:A:N7	39:DS:33:LYS:HE2	2.28	0.48
27:DC:148:PHE:C	27:DC:150:ILE:N	2.66	0.48
1:CA:187:C:O2'	1:CA:188:C:H5'	2.14	0.48
25:DA:1493:C:C5	25:DA:2206:G:O2'	2.67	0.48
1:CA:93:G:C2'	1:CA:96:U:H5'	2.43	0.48
28:DD:35:LYS:HG3	28:DD:104:TYR:HE1	1.77	0.48
20:AT:71:THR:HG22	20:AT:72:LEU:H	1.77	0.48
46:BZ:116:LEU:CD1	46:BZ:140:VAL:HG21	2.43	0.48
44:BX:40:LYS:HG3	44:BX:51:VAL:HB	1.93	0.48
1:AA:1104:G:O2'	1:AA:1105:A:H5'	2.13	0.48
25:DA:1495:A:N3	25:DA:1496:A:C2	2.81	0.48
43:DW:19:LEU:N	43:DW:19:LEU:HD13	2.28	0.48
16:CP:8:ARG:HB3	16:CP:28:ARG:NH1	2.28	0.48
17:AQ:95:TYR:O	17:AQ:97:SER:N	2.47	0.48
55:B8:53:PRO:O	55:B8:57:ARG:HB2	2.14	0.48

Continued on next page...

Continued from previous page...

Atom-1	Atom-2	Interatomic distance (Å)	Clash overlap (Å)
18:CR:61:LYS:O	18:CR:65:ILE:HG13	2.12	0.48
29:DE:100:GLU:C	29:DE:101:ARG:HG2	2.32	0.48
9:CI:70:LYS:O	9:CI:74:ILE:HG13	2.13	0.48
1:AA:109:A:H3'	1:AA:110:C:H5'	1.96	0.48
27:BC:182:PRO:HG2	27:BC:185:LYS:CG	2.44	0.48
1:CA:384:G:O2'	1:CA:385:C:H5'	2.14	0.48
25:DA:2737:G:O2'	25:DA:2738:A:H5'	2.14	0.48
1:CA:428:G:C8	1:CA:430:A:C4	3.02	0.48
25:DA:2039:C:P	34:DN:109:LYS:HD3	2.54	0.48
17:CQ:13:ASP:H	17:CQ:14:LYS:CE	2.26	0.48
43:DW:12:ILE:HG13	43:DW:42:ARG:HH12	1.79	0.48
1:CA:605:U:O2'	1:CA:606:G:H5'	2.14	0.48
22:AV:45:GLU:OE1	22:AV:46:THR:HG23	2.14	0.48
44:DX:61:GLY:H	44:DX:75:ASP:HA	1.79	0.48
1:CA:484:G:H4'	1:CA:485:G:O5'	2.14	0.48
25:DA:2777:G:H4'	25:DA:2778:A:H5'	1.95	0.48
25:DA:1423:G:H2'	25:DA:1424:G:C8	2.45	0.48
25:DA:98:G:OP1	49:D2:3:LEU:CB	2.62	0.48
25:BA:829:A:C8	25:BA:2248:C:H5'	2.48	0.48
1:CA:51:A:N7	1:CA:114:U:O2'	2.46	0.48
25:DA:503:A:H4'	25:DA:504:U:H5''	1.95	0.48
15:AO:21:ASP:OD2	15:AO:21:ASP:C	2.52	0.48
25:DA:470:A:H2'	25:DA:471:A:O4'	2.14	0.48
25:DA:445:C:H2'	25:DA:446:G:C8	2.49	0.48
1:AA:360:A:H2'	1:AA:361:G:C8	2.49	0.48
56:B9:20:HIS:C	56:B9:22:ARG:H	2.16	0.48
14:AN:16:PHE:CB	14:AN:18:VAL:HG23	2.44	0.48
34:DN:94:HIS:N	34:DN:95:PRO:CD	2.76	0.48
25:DA:487:C:H1'	43:DW:53:SER:HB2	1.94	0.48
8:CH:45:ILE:O	8:CH:45:ILE:HG13	2.13	0.48
25:BA:2193:G:H2'	25:BA:2194:G:O4'	2.13	0.48
25:BA:2748:A:C6	25:BA:2749:A:C6	3.01	0.48
2:CB:158:LEU:O	2:CB:159:PRO:O	2.31	0.48
25:DA:601:C:O2'	25:DA:605:C:OP1	2.31	0.48
8:AH:120:THR:H	8:AH:123:GLU:HB2	1.77	0.48
32:BH:59:ARG:C	32:BH:61:HIS:H	2.17	0.48
1:CA:1402:C:H2'	1:CA:1403:C:O4'	2.14	0.48
25:BA:1333:C:H2'	25:BA:1334:G:H8	1.78	0.48
4:CD:67:ILE:O	4:CD:114:ARG:HD2	2.13	0.48
25:BA:593:G:H1'	55:B8:4:MET:HE2	1.96	0.48
1:AA:1286:A:C8	1:AA:1287:A:H4'	2.49	0.48

Continued on next page...

Continued from previous page...

Atom-1	Atom-2	Interatomic distance (Å)	Clash overlap (Å)
46:DZ:71:ARG:CB	46:DZ:86:ASP:HB3	2.44	0.48
25:DA:976:C:H5'	25:DA:1156:A:N6	2.29	0.48
25:DA:948:G:O2'	25:DA:949:C:H5'	2.14	0.48
1:AA:194:C:C2'	1:AA:195:A:H5''	2.43	0.48
48:D1:66:HIS:O	48:D1:67:ILE:C	2.51	0.48
41:BU:80:ILE:O	41:BU:81:HIS:C	2.49	0.48
34:BN:2:LYS:HZ3	41:BU:95:LEU:CD2	2.25	0.48
25:BA:2785:C:H2'	25:BA:2786:U:C6	2.48	0.48
19:AS:51:VAL:O	19:AS:58:VAL:HG13	2.13	0.48
3:AC:31:HIS:C	3:AC:33:LEU:H	2.15	0.48
3:AC:40:ARG:HG2	3:AC:55:VAL:HG11	1.95	0.48
3:AC:42:LEU:HD11	3:AC:94:LEU:HD21	1.96	0.48
25:DA:1106:G:H8	25:DA:1106:G:H3'	1.78	0.48
1:AA:12:U:H4'	1:AA:526:C:H4'	1.95	0.48
1:AA:923:A:C5	1:AA:924:C:C4	3.01	0.48
53:D6:20:ASN:OD1	53:D6:49:HIS:NE2	2.46	0.48
25:DA:2399:G:H22	25:DA:2418:A:H1'	1.78	0.48
25:DA:851:U:H4'	50:D3:46:ASN:OD1	2.12	0.48
25:DA:158:U:H1'	25:DA:159:U:H4'	1.94	0.48
32:DH:89:ILE:HD11	32:DH:129:THR:CB	2.43	0.48
45:BY:43:ASN:O	45:BY:44:ILE:CB	2.61	0.48
29:BE:50:GLY:HA3	29:BE:74:PRO:HG3	1.95	0.48
2:AB:167:PRO:HG2	2:AB:192:SER:HB2	1.95	0.48
35:DO:115:VAL:HG13	35:DO:121:VAL:HG21	1.96	0.48
3:CC:35:GLU:O	3:CC:38:ARG:HG2	2.14	0.48
25:BA:2746:U:C2'	25:BA:2747:G:H5'	2.43	0.48
42:BV:21:ARG:HB3	42:BV:91:TYR:HB2	1.96	0.48
22:CV:12:LYS:O	22:CV:63:ILE:N	2.45	0.48
15:AO:79:ARG:HA	15:AO:82:ILE:CG2	2.44	0.48
1:CA:1200:C:C5'	1:CA:1201:A:H3'	2.35	0.48
30:DF:128:ALA:O	30:DF:130:ALA:N	2.46	0.48
10:CJ:9:ARG:HA	10:CJ:68:HIS:O	2.13	0.48
36:BP:23:PRO:HB2	36:BP:33:ARG:HD2	1.93	0.48
30:BF:9:ILE:O	30:BF:9:ILE:HG22	2.14	0.48
12:AL:87:VAL:HG12	12:AL:89:ASP:HB2	1.96	0.48
5:CE:70:PRO:O	5:CE:71:LEU:C	2.51	0.48
23:CW:61:C:OP2	23:CW:61:C:H6	1.96	0.48
27:BC:15:VAL:O	27:BC:17:PRO:HD3	2.13	0.48
12:CL:21:VAL:HG13	12:CL:95:TYR:CZ	2.49	0.48
25:BA:847:U:C2'	25:BA:848:G:C5'	2.89	0.48
18:AR:82:THR:C	18:AR:83:GLU:HG2	2.33	0.48

Continued on next page...

Continued from previous page...

Atom-1	Atom-2	Interatomic distance (Å)	Clash overlap (Å)
4:CD:165:MET:HE2	4:CD:176:LEU:HD22	1.96	0.48
25:DA:841:A:C2	25:DA:938:G:C2	3.01	0.48
9:AI:24:GLY:HA2	9:AI:57:GLY:O	2.14	0.48
38:DR:111:LEU:HD22	38:DR:111:LEU:N	2.29	0.48
25:DA:782:A:H5'	25:DA:783:A:N3	2.28	0.48
25:DA:2228:G:P	28:DD:263:ARG:HH12	2.37	0.48
4:AD:100:ARG:HG2	4:AD:100:ARG:HH11	1.79	0.48
4:AD:118:ARG:O	4:AD:121:VAL:HG23	2.14	0.48
4:AD:134:ASP:O	4:AD:136:PRO:HD3	2.13	0.48
36:DP:133:SER:O	36:DP:134:ALA:C	2.51	0.48
46:DZ:68:THR:HG22	46:DZ:89:VAL:CA	2.40	0.48
25:BA:2728:U:O2'	29:BE:22:PRO:HG3	2.14	0.48
49:B2:16:LEU:O	49:B2:17:SER:CB	2.62	0.48
1:CA:438:G:H4'	4:CD:123:HIS:ND1	2.29	0.48
31:BG:133:LEU:N	31:BG:133:LEU:HD23	2.28	0.48
25:DA:2061:G:H5''	25:DA:2503:A:C2	2.49	0.48
23:AW:11:A:H61	23:AW:24:U:H3	1.60	0.48
15:CO:56:LEU:C	15:CO:60:VAL:HG23	2.34	0.48
4:AD:156:GLU:HB3	4:AD:160:GLN:NE2	2.28	0.48
32:DH:71:LEU:N	32:DH:74:ASN:ND2	2.60	0.48
25:BA:218:A:C2	25:BA:235:U:H4'	2.49	0.48
25:BA:1034:G:H5'	56:B9:18:ARG:HD3	1.94	0.48
1:AA:453:A:H2'	1:AA:454:C:H6	1.77	0.48
25:BA:1843:C:O5'	25:BA:1843:C:H6	1.97	0.48
39:DS:24:LEU:HD22	39:DS:24:LEU:N	2.28	0.48
6:AF:100:ASN:ND2	18:AR:23:LYS:HE3	2.29	0.48
25:BA:712:G:C2'	25:BA:713:G:H5'	2.43	0.48
28:BD:117:VAL:CG1	28:BD:118:VAL:N	2.77	0.48
30:BF:143:ALA:O	30:BF:144:LYS:C	2.50	0.48
1:AA:1342:C:O2'	1:AA:1343:G:H5'	2.13	0.48
1:CA:1431:C:O2'	1:CA:1432:G:H5'	2.13	0.48
25:DA:1197:G:H2'	25:DA:1198:U:C6	2.49	0.48
25:DA:1198:U:C2	25:DA:1199:U:C5	3.01	0.48
40:DT:124:ASP:C	40:DT:126:ALA:N	2.65	0.48
25:BA:1916:A:H3'	25:BA:1917:U:C6	2.47	0.48
30:BF:30:PRO:O	30:BF:33:LEU:N	2.47	0.48
1:AA:994:A:C2	14:AN:5:ALA:HB2	2.48	0.48
3:CC:79:ARG:HG3	3:CC:79:ARG:O	2.12	0.48
16:CP:36:ILE:O	16:CP:36:ILE:HG13	2.13	0.48
43:BW:65:LEU:HD13	43:BW:68:ARG:HG3	1.96	0.48
1:AA:1372:U:H2'	1:AA:1373:G:O4'	2.13	0.48

Continued on next page...

Continued from previous page...

Atom-1	Atom-2	Interatomic distance (Å)	Clash overlap (Å)
3:AC:11:ARG:O	3:AC:13:GLY:N	2.47	0.48
2:CB:59:GLU:O	2:CB:62:ALA:HB3	2.12	0.48
50:D3:52:HIS:ND1	50:D3:53:LEU:HG	2.29	0.48
50:D3:8:LEU:HD12	50:D3:30:ARG:O	2.13	0.48
48:D1:53:VAL:HG11	48:D1:90:ILE:HG21	1.95	0.48
44:DX:26:TYR:HB3	44:DX:92:LEU:HD12	1.95	0.48
19:CS:63:THR:CG2	19:CS:66:MET:H	2.26	0.48
25:BA:2206:G:C2	25:BA:2207:G:H5'	2.48	0.48
20:AT:57:ARG:CZ	20:AT:102:GLY:HA3	2.44	0.48
48:D1:63:ALA:O	48:D1:65:SER:N	2.47	0.48
1:CA:949:A:C4	1:CA:1233:G:C2	3.02	0.48
25:BA:1000:A:H62	25:BA:1154:G:H2'	1.79	0.48
1:AA:952:U:H4'	1:AA:964:A:H61	1.77	0.48
25:BA:1171:G:N2	25:BA:1175:U:H5''	2.29	0.48
45:DY:60:PHE:HA	45:DY:62:GLU:OE2	2.14	0.48
53:B6:40:CYS:HB2	53:B6:46:HIS:CE1	2.49	0.48
3:AC:89:GLU:O	3:AC:92:ALA:N	2.46	0.48
36:DP:9:ASN:O	36:DP:10:PRO:C	2.52	0.48
40:BT:106:SER:HB2	40:BT:110:ILE:HD11	1.95	0.48
1:AA:1066:C:N4	1:AA:1191:A:H62	2.12	0.48
1:AA:15:G:H21	5:AE:18:ARG:HA	1.78	0.48
25:BA:1637:A:H2'	25:BA:1638:C:C6	2.49	0.48
36:BP:133:SER:O	36:BP:136:GLU:HB2	2.13	0.48
2:AB:16:HIS:CD2	2:AB:213:LEU:HD22	2.48	0.48
2:AB:75:LYS:O	2:AB:76:GLN:HG3	2.13	0.48
17:AQ:66:SER:O	17:AQ:68:ARG:N	2.46	0.48
45:BY:52:SER:O	45:BY:53:PRO:C	2.51	0.48
40:BT:47:GLY:C	40:BT:63:VAL:HG12	2.35	0.48
29:BE:48:GLN:CD	29:BE:78:LEU:HD13	2.34	0.48
25:DA:1652:A:C2'	25:DA:1653:G:H5'	2.43	0.48
35:DO:69:ILE:HB	35:DO:77:ILE:HG23	1.95	0.48
25:BA:272(E):G:C2	25:BA:364:C:C4	3.01	0.48
3:CC:35:GLU:CD	3:CC:95:THR:HG21	2.33	0.48
10:CJ:62:HIS:O	14:CN:59:ALA:HB3	2.13	0.48
25:DA:9:U:O4	25:DA:2629:A:C5	2.67	0.48
25:BA:2747:G:C2	25:BA:2756:U:C5	3.01	0.48
25:DA:875:G:C5	25:DA:876:C:C4	3.02	0.48
25:DA:271(P):C:H5''	33:DI:45:LYS:HZ3	1.79	0.48
31:BG:47:LYS:HZ2	31:BG:82:LEU:HD12	1.77	0.48
36:DP:85:LEU:CD1	36:DP:120:ALA:HB2	2.44	0.48
25:DA:2331:G:O2'	47:D0:43:THR:HG22	2.13	0.48

Continued on next page...

Continued from previous page...

Atom-1	Atom-2	Interatomic distance (Å)	Clash overlap (Å)
1:AA:376:G:H1	1:AA:387:U:H3	1.61	0.48
27:DC:139:PRO:HB3	27:DC:145:THR:O	2.14	0.48
1:AA:44:G:H2'	1:AA:45:U:O4'	2.14	0.48
3:AC:134:ILE:HG23	3:AC:151:VAL:CB	2.34	0.48
25:BA:780:G:N2	25:BA:783:A:H62	2.04	0.48
20:CT:91:LEU:C	20:CT:93:GLU:H	2.16	0.48
25:DA:2175:C:H2'	25:DA:2176:A:C5'	2.43	0.48
25:DA:243:U:C2'	25:DA:244:A:H5'	2.44	0.48
15:AO:49:ASP:OD1	15:AO:49:ASP:C	2.52	0.48
40:DT:55:ASN:H	40:DT:59:THR:HB	1.78	0.48
20:CT:26:ASN:O	20:CT:30:LYS:HB2	2.12	0.48
14:CN:53:LEU:O	14:CN:56:VAL:HG23	2.14	0.48
16:CP:28:ARG:HH11	16:CP:28:ARG:HG2	1.79	0.48
4:CD:162:LEU:HD12	4:CD:181:MET:HE2	1.95	0.48
37:DQ:63:LYS:HA	46:DZ:177:GLU:CG	2.44	0.48
1:CA:661:G:O2'	1:CA:662:G:H5'	2.14	0.48
29:DE:101:ARG:NH2	29:DE:171:GLU:HB2	2.29	0.48
31:BG:106:LEU:O	31:BG:110:ALA:HB3	2.14	0.48
32:BH:20:ALA:CB	32:BH:21:PRO:CD	2.86	0.48
13:AM:13:LYS:HA	13:AM:44:ARG:HH11	1.79	0.48
1:AA:1461:G:O2'	1:AA:1462:G:H5'	2.14	0.48
7:AG:92:SER:HB2	7:AG:93:PRO:HD2	1.94	0.48
48:B1:23:LYS:CD	48:B1:28:GLY:HA3	2.43	0.48
30:DF:46:ARG:HG2	30:DF:46:ARG:NH1	2.26	0.48
10:AJ:82:ILE:HG23	10:AJ:86:MET:CE	2.44	0.48
43:DW:10:VAL:O	43:DW:12:ILE:N	2.47	0.48
43:DW:14:PRO:O	43:DW:15:ARG:C	2.52	0.48
2:CB:179:LYS:HA	8:CH:72:PRO:CD	2.43	0.48
25:DA:83:G:H22	25:DA:102:G:H2'	1.77	0.48
25:BA:1934:C:C2'	25:BA:1935:G:H5'	2.44	0.48
11:CK:38:ASN:HA	11:CK:39:PRO:HD3	1.76	0.48
25:DA:781:A:C8	28:DD:219:PRO:HG3	2.49	0.48
1:AA:35:G:H2'	1:AA:36:C:C6	2.48	0.48
4:CD:98:GLU:HA	4:CD:103:ASN:ND2	2.28	0.48
30:BF:84:VAL:C	30:BF:86:GLY:N	2.65	0.48
25:DA:1170:G:O6	25:DA:1179:C:N4	2.45	0.48
4:CD:18:LYS:HE3	4:CD:20:TYR:OH	2.14	0.48
25:BA:2099:U:H2'	25:BA:2100:G:O4'	2.14	0.48
2:CB:100:GLY:HA3	2:CB:104:ASN:HB3	1.96	0.48
1:CA:148:G:H2'	1:CA:149:A:C8	2.49	0.48
1:CA:1066:C:H3'	1:CA:1067:A:H8	1.78	0.48

Continued on next page...

Continued from previous page...

Atom-1	Atom-2	Interatomic distance (Å)	Clash overlap (Å)
25:BA:1775:U:C2'	25:BA:1776:G:H5'	2.44	0.48
25:DA:2009:G:O2'	25:DA:2010:G:H5'	2.13	0.48
4:AD:127:THR:HB	4:AD:130:GLY:O	2.14	0.48
34:BN:94:HIS:N	34:BN:95:PRO:CD	2.76	0.48
10:AJ:22:LYS:HE3	10:AJ:23:ILE:N	2.29	0.48
15:CO:3:ILE:CG2	15:CO:34:LEU:HD21	2.44	0.48
25:BA:272(A):U:O3'	25:BA:272(B):G:H4'	2.14	0.48
25:BA:2004:G:H2'	25:BA:2005:A:H5'	1.95	0.48
25:DA:1879:C:O2'	25:DA:1880:C:H5'	2.13	0.48
42:BV:58:VAL:O	42:BV:97:LYS:HB2	2.13	0.48
1:CA:1087:G:H2'	1:CA:1088:G:C8	2.49	0.48
1:AA:855:G:O2'	1:AA:856:C:H5'	2.14	0.48
25:BA:2436:G:C6	25:BA:2437:U:C4	3.01	0.48
11:AK:51:LYS:N	11:AK:51:LYS:CD	2.76	0.48
7:AG:43:PHE:HD1	7:AG:43:PHE:C	2.17	0.48
9:AI:113:LYS:N	9:AI:113:LYS:HD2	2.28	0.48
2:CB:51:LEU:O	2:CB:55:PHE:HD2	1.97	0.48
25:DA:991:C:O2'	25:DA:992:C:H5'	2.14	0.48
41:DU:58:ARG:HA	41:DU:61:TRP:HE3	1.76	0.48
1:CA:1372:U:C2'	1:CA:1373:G:H5'	2.44	0.48
7:CG:124:LEU:O	7:CG:128:ALA:HB2	2.14	0.48
1:AA:1318:A:H1'	19:AS:37:ARG:HH21	1.78	0.48
45:DY:62:GLU:O	45:DY:63:LYS:HG3	2.14	0.48
29:DE:59:VAL:O	29:DE:60:ASN:HB3	2.13	0.48
25:BA:2103:C:H3'	25:BA:2104:G:C5'	2.43	0.48
36:DP:6:LEU:H	36:DP:6:LEU:CD2	2.25	0.48
25:BA:1397:U:H5'	25:BA:1398:C:P	2.53	0.48
1:AA:1138:G:N2	1:AA:1140:C:C4	2.82	0.48
1:AA:1430:C:C2	1:AA:1471:G:C2	3.02	0.48
13:AM:3:ARG:HE	13:AM:7:VAL:HB	1.78	0.48
32:DH:139:GLN:CG	32:DH:140:LYS:N	2.77	0.48
32:DH:85:LYS:HZ2	32:DH:133:VAL:CB	2.26	0.48
25:DA:2532:G:H4'	25:DA:2657:A:N1	2.29	0.48
36:BP:126:VAL:HG12	36:BP:148:LEU:HD11	1.94	0.48
2:AB:33:TYR:HB3	2:AB:41:ILE:O	2.14	0.48
55:B8:32:LEU:CB	55:B8:36:LYS:CE	2.92	0.48
27:BC:44:VAL:O	27:BC:173:HIS:HA	2.13	0.48
25:BA:2476:A:C2	25:BA:2477:C:C5	3.02	0.48
25:DA:1653:G:H3'	38:DR:4:LEU:HB2	1.95	0.48
1:AA:779:C:O2'	11:AK:120:ARG:HD3	2.13	0.48
4:AD:14:ARG:HB2	4:AD:40:PRO:CD	2.34	0.48

Continued on next page...

Continued from previous page...

Atom-1	Atom-2	Interatomic distance (Å)	Clash overlap (Å)
4:AD:58:LEU:HD23	4:AD:58:LEU:C	2.34	0.48
22:CV:4:VAL:C	22:CV:6:ASP:H	2.17	0.48
32:BH:85:LYS:HD3	32:BH:133:VAL:HG12	1.94	0.48
3:CC:206:GLU:HB3	3:CC:207:VAL:H	1.43	0.48
15:CO:82:ILE:CG2	15:CO:83:GLU:N	2.76	0.48
30:BF:74:ARG:O	30:BF:74:ARG:HG3	2.14	0.48
1:AA:976:G:H5'	1:AA:1358:U:O2'	2.13	0.48
1:AA:1365:G:H2'	1:AA:1366:C:O4'	2.12	0.48
1:AA:1367:C:H5'	10:AJ:60:ARG:HH12	1.78	0.48
1:CA:1222:G:OP1	1:CA:1321:C:H2'	2.12	0.48
1:AA:451:A:C2	1:AA:480:U:C4	3.02	0.48
32:BH:106:THR:HG22	32:BH:112:PRO:HB3	1.96	0.48
25:DA:27:G:H1'	25:DA:513:A:H62	1.79	0.48
51:B4:59:VAL:O	51:B4:59:VAL:HG12	2.12	0.48
51:B4:63:SER:O	51:B4:64:LYS:HD3	2.14	0.48
8:AH:86:ILE:O	8:AH:88:LYS:N	2.47	0.48
1:AA:321:A:H2'	1:AA:322:C:H6	1.76	0.48
1:CA:968:A:H4'	1:CA:969:A:OP2	2.14	0.48
1:AA:718:G:H21	18:AR:49:LYS:NZ	2.12	0.48
50:D3:1:MET:H2	50:D3:2:PRO:HD3	1.77	0.48
6:CF:25:ILE:O	6:CF:28:ARG:HB2	2.14	0.48
4:CD:150:GLU:HG2	4:CD:151:LYS:H	1.76	0.48
25:BA:286:C:H5'	25:BA:286:C:C6	2.42	0.48
14:CN:13:THR:HG23	14:CN:20:ALA:HB2	1.94	0.48
26:BB:87:G:H3'	26:BB:88:C:C5'	2.44	0.48
51:B4:37:PRO:HA	51:B4:50:THR:O	2.14	0.48
12:AL:114:ARG:HH22	12:AL:121:LYS:HD3	1.78	0.48
31:BG:181:ARG:O	31:BG:182:LYS:OXT	2.32	0.48
4:AD:115:ARG:O	4:AD:118:ARG:HB3	2.13	0.48
4:AD:94:LEU:CD1	4:AD:191:ARG:HD3	2.44	0.48
28:BD:13:ARG:NH1	28:BD:16:MET:SD	2.87	0.48
25:DA:1529:G:C2'	25:DA:1530:C:C5	2.92	0.48
32:DH:101:ARG:HB2	32:DH:101:ARG:HE	1.56	0.48
25:BA:1497:U:C5'	25:BA:1498:C:C5	2.90	0.48
25:BA:753:C:O2'	25:BA:754:C:H5'	2.14	0.48
27:DC:181:PHE:HB2	27:DC:186:LEU:CG	2.44	0.48
1:CA:1283:G:O2'	1:CA:1284:C:H5'	2.13	0.48
25:BA:1710:C:H2'	25:BA:1711:C:C6	2.48	0.48
31:DG:7:LEU:O	31:DG:7:LEU:HD23	2.14	0.48
25:DA:51:G:N3	25:DA:119:A:C2	2.81	0.48
30:DF:152:GLU:CD	30:DF:191:ARG:HD2	2.35	0.48

Continued on next page...

Continued from previous page...

Atom-1	Atom-2	Interatomic distance (Å)	Clash overlap (Å)
36:DP:118:GLY:O	36:DP:119:GLU:C	2.52	0.48
16:CP:26:ARG:CD	16:CP:31:LYS:O	2.62	0.48
1:AA:1227:A:O2'	13:AM:115:LYS:HB3	2.13	0.48
1:AA:892:A:O2'	1:AA:1415:G:H4'	2.14	0.48
4:AD:150:GLU:N	4:AD:150:GLU:CD	2.68	0.48
1:AA:112:G:O2'	1:AA:113:G:H5'	2.14	0.48
2:AB:82:ARG:HB3	2:AB:83:MET:HE2	1.95	0.48
29:DE:201:THR:C	29:DE:202:LYS:HD3	2.33	0.48
26:DB:118:G:O5'	26:DB:118:G:H8	1.96	0.48
46:BZ:73:VAL:HG22	46:BZ:85:VAL:HG12	1.96	0.48
46:BZ:43:PHE:CZ	46:BZ:85:VAL:HG11	2.49	0.48
25:DA:1608:A:HO2'	25:DA:1610:A:P	2.36	0.48
1:CA:16:A:N1	1:CA:919:A:C2	2.82	0.48
25:DA:1658:C:H42	25:DA:2002:G:H1	1.60	0.48
25:BA:66:C:C2'	25:BA:67:U:H5'	2.44	0.48
25:BA:843:G:O2'	25:BA:844:C:H5'	2.13	0.48
12:AL:86:ARG:HB3	12:AL:94:ARG:HA	1.96	0.48
1:CA:359:U:O2'	1:CA:360:A:H5'	2.14	0.48
25:BA:272:G:C4	25:BA:421:U:C5	3.02	0.48
34:BN:73:THR:CG2	34:BN:82:LEU:HD11	2.44	0.48
8:CH:114:THR:C	8:CH:116:LYS:N	2.67	0.48
12:AL:102:TYR:C	12:AL:104:ALA:H	2.16	0.48
42:BV:30:GLY:O	42:BV:31:ALA:O	2.32	0.48
29:DE:158:GLY:O	29:DE:159:HIS:C	2.51	0.48
38:BR:18:LEU:HD11	38:BR:22:ARG:HE	1.79	0.48
1:AA:811:C:C5	1:AA:812:C:N4	2.81	0.48
25:BA:158:U:H1'	25:BA:159:U:O5'	2.14	0.48
25:BA:175:G:H8	25:BA:175:G:C5'	2.27	0.48
25:DA:1142:U:H5''	25:DA:1142(A):A:N7	2.28	0.48
48:D1:88:LYS:HZ1	48:D1:92:LYS:HB2	1.79	0.48
19:CS:63:THR:H	19:CS:66:MET:CG	2.27	0.48
7:CG:29:LYS:O	7:CG:105:VAL:HG11	2.14	0.48
7:CG:70:LYS:HG2	7:CG:96:GLN:HG2	1.96	0.48
31:DG:64:THR:HG23	31:DG:65:GLY:N	2.29	0.48
1:AA:959:A:C2	1:AA:1222:G:O4'	2.67	0.48
29:DE:48:GLN:HE22	29:DE:64:LYS:CE	2.20	0.48
30:BF:25:PRO:HD3	30:BF:118:ALA:HB3	1.96	0.48
25:BA:2102:U:C2'	25:BA:2103:C:O4'	2.61	0.48
20:AT:87:LYS:HE3	20:AT:91:LEU:CG	2.42	0.48
45:BY:8:LYS:HE3	45:BY:72:VAL:CG1	2.44	0.48
53:D6:40:CYS:SG	53:D6:45:LYS:CE	3.02	0.48

Continued on next page...

Continued from previous page...

Atom-1	Atom-2	Interatomic distance (Å)	Clash overlap (Å)
53:B6:12:GLU:HG3	53:B6:21:TYR:CD2	2.49	0.48
13:AM:24:GLY:O	13:AM:25:ILE:HD12	2.14	0.48
1:AA:1181:G:C2'	1:AA:1182:G:O4'	2.59	0.48
25:DA:2722:G:O2'	25:DA:2723:C:H5'	2.14	0.48
32:BH:85:LYS:O	32:BH:85:LYS:CG	2.60	0.48
38:DR:45:ARG:HG3	38:DR:95:THR:HG21	1.93	0.48
49:D2:59:ARG:O	49:D2:63:VAL:HG23	2.13	0.48
15:CO:81:LEU:HA	15:CO:84:LYS:HB2	1.96	0.48
14:AN:21:TYR:HE2	14:AN:23:ARG:NH2	2.12	0.48
40:DT:8:LYS:C	40:DT:10:VAL:H	2.17	0.48
33:BI:47:LEU:HD23	33:BI:51:ILE:HB	1.95	0.48
25:BA:2330:G:H4'	47:B0:43:ARG:NH1	2.28	0.48
35:BO:86:ILE:N	35:BO:86:ILE:HD12	2.28	0.48
52:B5:33:CYS:O	52:B5:34:PRO:C	2.51	0.48
52:B5:33:CYS:SG	52:B5:36:CYS:HB3	2.54	0.48
22:AV:134:ASP:HB2	22:AV:152:THR:HB	1.96	0.48
25:DA:1792:G:H5''	28:DD:205:VAL:HG13	1.96	0.48
28:DD:112:GLN:HB2	28:DD:115:GLN:HE21	1.78	0.48
8:AH:86:ILE:CB	8:AH:133:LEU:HD22	2.44	0.48
32:DH:72:ILE:O	32:DH:76:VAL:HG23	2.13	0.48
1:AA:405:U:O2	1:AA:498:U:H2'	2.13	0.48
55:D8:33:ASN:HD22	55:D8:36:LYS:HD2	1.79	0.48
18:AR:85:LEU:CG	18:AR:86:VAL:H	2.26	0.48
18:AR:87:ARG:O	18:AR:88:LYS:HB2	2.14	0.48
25:BA:90:U:C2'	25:BA:90:U:O2	2.60	0.48
30:BF:130:ALA:O	30:BF:132:VAL:N	2.47	0.48
25:BA:1223:G:H5'	25:BA:1224:C:OP2	2.13	0.48
29:DE:134:ILE:HB	29:DE:137:HIS:HB2	1.94	0.48
27:BC:38:PHE:C	27:BC:38:PHE:CD1	2.86	0.48
38:BR:12:ARG:CG	38:BR:12:ARG:NH1	2.76	0.48
2:AB:174:VAL:HG13	2:AB:184:VAL:HG11	1.95	0.48
1:AA:950:U:H2'	1:AA:951:G:H8	1.79	0.48
11:AK:29:ILE:HD12	11:AK:43:SER:O	2.13	0.48
25:DA:651:G:H2'	25:DA:651:G:N3	2.29	0.48
25:DA:1655:A:C2	25:DA:2049:G:H4'	2.48	0.48
25:BA:2350:C:H2'	25:BA:2351:G:O4'	2.14	0.48
25:DA:1204:A:H1'	25:DA:1206:G:N7	2.29	0.48
25:DA:2302:G:C6	25:DA:2315:G:C6	3.01	0.48
48:D1:50:ARG:HH11	48:D1:50:ARG:CG	2.21	0.48
25:DA:518:G:H4'	43:DW:18:ARG:CZ	2.43	0.48
33:DI:82:ARG:O	33:DI:83:ALA:HB2	2.14	0.48

Continued on next page...

Continued from previous page...

Atom-1	Atom-2	Interatomic distance (Å)	Clash overlap (Å)
27:DC:53:ARG:HG2	27:DC:53:ARG:NH1	2.29	0.48
25:DA:1151:G:H4'	41:DU:81:HIS:CG	2.49	0.48
1:AA:860:A:H2'	1:AA:861:G:O4'	2.14	0.48
2:AB:144:ARG:HA	2:AB:147:LYS:HB3	1.95	0.48
25:DA:1314:C:OP1	25:DA:1332:G:OP1	2.32	0.48
25:BA:84:A:H5'	45:BY:9:LYS:HB3	1.96	0.48
13:CM:83:ASP:C	13:CM:85:GLY:N	2.67	0.48
25:BA:1678:G:N2	25:BA:1989:G:N2	2.62	0.48
15:AO:27:VAL:O	15:AO:28:GLN:C	2.51	0.48
4:AD:147:ALA:HA	4:AD:182:LYS:CB	2.43	0.48
25:BA:2086:U:H2'	25:BA:2087:G:C8	2.49	0.48
1:CA:1090:U:H2'	1:CA:1091:U:H6	1.78	0.48
25:BA:1448:G:N3	25:BA:1528(A):A:H2	2.12	0.48
40:DT:64:ARG:HH11	40:DT:64:ARG:HG2	1.79	0.48
26:BB:32:C:N3	26:BB:51:G:N2	2.62	0.48
1:CA:1421:G:C6	1:CA:1480:G:C6	3.02	0.48
7:AG:60:LYS:HB2	7:AG:60:LYS:NZ	2.28	0.48
27:DC:32:GLU:C	27:DC:34:ALA:H	2.18	0.48
25:DA:699:A:C2'	25:DA:700:G:H5'	2.43	0.48
19:AS:45:VAL:O	19:AS:45:VAL:HG23	2.14	0.48
45:DY:33:LYS:H	45:DY:33:LYS:HD3	1.79	0.48
8:AH:33:GLU:O	8:AH:34:GLU:C	2.52	0.48
25:BA:2822:G:O2'	25:BA:2824:C:OP2	2.25	0.48
2:CB:207:ALA:C	2:CB:209:ARG:N	2.66	0.47
42:DV:23:GLU:O	42:DV:24:LYS:C	2.50	0.47
25:BA:2179:C:O2	25:BA:2179:C:H2'	2.13	0.47
7:CG:102:ARG:O	7:CG:106:GLN:HG3	2.14	0.47
9:CI:8:GLY:N	9:CI:15:ALA:O	2.47	0.47
41:BU:66:ASN:ND2	41:BU:70:ARG:HH21	2.11	0.47
1:CA:1127:G:H21	1:CA:1147:C:H41	1.61	0.47
13:CM:94:ARG:O	13:CM:96:LEU:HG	2.14	0.47
22:CV:136:PRO:O	22:CV:149:LYS:CD	2.56	0.47
1:AA:1137:C:H4'	1:AA:1138:G:N2	2.29	0.47
10:AJ:24:VAL:HG12	10:AJ:24:VAL:O	2.13	0.47
10:AJ:25:GLU:C	10:AJ:27:ALA:N	2.64	0.47
1:AA:1428:A:H2'	1:AA:1429:C:C6	2.48	0.47
45:BY:98:VAL:O	45:BY:99:CYS:O	2.32	0.47
31:BG:64:THR:CG2	31:BG:65:GLY:N	2.76	0.47
29:DE:11:MET:HB2	29:DE:23:VAL:O	2.14	0.47
36:BP:136:GLU:OE1	36:BP:136:GLU:HA	2.14	0.47
25:DA:287:C:H6	25:DA:287:C:H5'	1.79	0.47

Continued on next page...

Continued from previous page...

Atom-1	Atom-2	Interatomic distance (Å)	Clash overlap (Å)
55:B8:32:LEU:CB	55:B8:36:LYS:HE2	2.43	0.47
29:BE:69:LYS:HD3	29:BE:89:ASP:CA	2.35	0.47
13:CM:23:TYR:HD1	13:CM:67:GLU:HA	1.79	0.47
13:AM:40:ASN:HB3	13:AM:43:THR:CG2	2.44	0.47
43:DW:1:MET:HE2	43:DW:2:GLU:H	1.79	0.47
3:CC:54:ARG:HB3	3:CC:69:HIS:HB2	1.96	0.47
25:DA:2822:G:O6	38:DR:4:LEU:HB3	2.14	0.47
3:CC:113:ALA:HB3	3:CC:114:PRO:HD3	1.95	0.47
15:CO:78:TYR:O	15:CO:82:ILE:HG22	2.14	0.47
37:BQ:63:LYS:HZ2	37:BQ:63:LYS:HB2	1.77	0.47
36:BP:10:PRO:O	36:BP:11:GLY:C	2.52	0.47
1:AA:472:A:H5''	16:AP:80:PHE:CB	2.39	0.47
8:AH:127:LEU:HD12	8:AH:129:VAL:CG2	2.44	0.47
39:DS:98:VAL:HG22	39:DS:100:ALA:HB2	1.95	0.47
25:DA:245:G:N7	55:D8:8:LYS:NZ	2.59	0.47
1:AA:726:C:O2'	1:AA:727:G:H5'	2.14	0.47
12:CL:116:LYS:O	12:CL:117:TYR:HB2	2.14	0.47
12:CL:21:VAL:HG12	12:CL:21:VAL:O	2.14	0.47
35:DO:86:ILE:H	35:DO:86:ILE:CD1	2.27	0.47
25:BA:391:G:N2	25:BA:392:C:H1'	2.29	0.47
1:CA:1101:A:H1'	1:CA:1102:A:O4'	2.14	0.47
39:BS:18:ILE:C	39:BS:20:ARG:H	2.17	0.47
56:B9:27:CYS:SG	56:B9:28:GLU:N	2.87	0.47
1:CA:878:G:C6	1:CA:879:C:N4	2.82	0.47
28:DD:70:TRP:CZ3	28:DD:146:GLU:OE2	2.66	0.47
1:CA:502:G:OP1	12:CL:115:SER:N	2.43	0.47
22:AV:4:VAL:O	22:AV:7:LEU:N	2.46	0.47
29:DE:101:ARG:HH21	29:DE:170:LEU:C	2.17	0.47
29:DE:44:TYR:CD2	29:DE:82:ARG:HD3	2.49	0.47
31:BG:2:PRO:HD2	51:B4:51:TYR:CE1	2.48	0.47
39:BS:106:ARG:O	39:BS:107:GLU:O	2.31	0.47
25:BA:271(Y):U:O2'	25:BA:271(Z):C:H6	1.97	0.47
25:DA:1796:U:H2'	25:DA:1797:C:C6	2.48	0.47
6:AF:38:GLU:O	6:AF:39:LYS:CB	2.62	0.47
48:B1:23:LYS:O	48:B1:24:ALA:C	2.52	0.47
25:DA:1614:A:H62	43:DW:93:ALA:CB	2.25	0.47
2:AB:233:SER:O	2:AB:235:SER:N	2.47	0.47
25:BA:1934:C:O2'	25:BA:1935:G:H5'	2.14	0.47
1:CA:1423:G:H5''	35:DO:49:ARG:HH22	1.78	0.47
25:DA:2554:U:H2'	25:DA:2555:U:C6	2.49	0.47
25:BA:229:A:H3'	25:BA:230:U:C5'	2.42	0.47

Continued on next page...

Continued from previous page...

Atom-1	Atom-2	Interatomic distance (Å)	Clash overlap (Å)
54:D7:47:ARG:O	54:D7:48:LYS:HD3	2.14	0.47
1:AA:1376:U:H2'	1:AA:1377:A:C8	2.48	0.47
47:B0:52:MET:HE3	47:B0:56:PHE:HA	1.95	0.47
25:DA:1029:A:H2'	25:DA:1030:G:O4'	2.13	0.47
25:BA:879:G:N2	25:BA:899:A:H1'	2.29	0.47
25:BA:614(A):U:H4'	25:BA:614(B):G:O5'	2.13	0.47
1:AA:737:A:H2'	1:AA:738:C:C6	2.48	0.47
46:DZ:30:ARG:NH2	46:DZ:93:GLU:OE2	2.43	0.47
5:CE:43:LEU:HD21	5:CE:132:ALA:HB1	1.95	0.47
25:DA:1434:A:H61	25:DA:1558:A:N6	2.12	0.47
8:AH:35:ILE:HG22	8:AH:39:LEU:CD2	2.44	0.47
33:BI:127:VAL:C	33:BI:128:LEU:HD23	2.35	0.47
25:BA:960:A:C4'	25:BA:2457:U:H4'	2.44	0.47
25:BA:1680:U:C2'	25:BA:1681:G:H5'	2.44	0.47
25:DA:710:G:O2'	25:DA:711:G:H5'	2.13	0.47
47:B0:35:ILE:HD12	47:B0:35:ILE:C	2.34	0.47
1:AA:1078:U:H4'	5:AE:84:PHE:HZ	1.79	0.47
30:BF:50:SER:HA	30:BF:92:PRO:O	2.14	0.47
39:BS:35:ILE:HG23	39:BS:35:ILE:O	2.14	0.47
35:DO:12:ASP:HB3	35:DO:97:ARG:O	2.15	0.47
2:CB:204:ASN:C	2:CB:204:ASN:ND2	2.65	0.47
2:CB:23:ARG:O	2:CB:23:ARG:CD	2.60	0.47
2:CB:31:TYR:C	2:CB:32:ILE:HD12	2.35	0.47
2:CB:92:TYR:C	2:CB:92:TYR:HD1	2.16	0.47
50:D3:7:LYS:O	50:D3:54:VAL:HG22	2.14	0.47
41:DU:52:ARG:NH1	41:DU:52:ARG:HG3	2.29	0.47
48:D1:52:ARG:HH12	48:D1:78:LYS:CE	2.26	0.47
25:DA:2117:A:H3'	25:DA:2118:U:H5''	1.95	0.47
25:DA:2182:G:H2'	25:DA:2183:C:C6	2.48	0.47
44:DX:35:THR:HB	44:DX:38:GLU:CB	2.44	0.47
7:CG:10:ARG:O	7:CG:11:GLN:O	2.31	0.47
1:CA:1138:G:N2	1:CA:1140:C:N4	2.62	0.47
25:BA:2810:A:C2'	29:BE:61:ARG:NH2	2.77	0.47
30:BF:3:GLU:HA	30:BF:24:LEU:CG	2.44	0.47
3:AC:59:ARG:O	10:AJ:93:GLY:HA2	2.14	0.47
30:DF:28:ILE:HG12	30:DF:119:ARG:HH22	1.78	0.47
36:BP:101:VAL:HG23	36:BP:102:ARG:H	1.77	0.47
25:DA:1748:G:H8	25:DA:1748:G:H5'	1.78	0.47
8:AH:100:ILE:HB	8:AH:125:ARG:CZ	2.43	0.47
3:CC:53:ALA:O	3:CC:54:ARG:HB2	2.14	0.47
32:DH:54:ARG:O	32:DH:55:PRO:O	2.32	0.47

Continued on next page...

Continued from previous page...

Atom-1	Atom-2	Interatomic distance (Å)	Clash overlap (Å)
40:DT:30:VAL:HG22	40:DT:84:GLN:HG3	1.96	0.47
22:CV:69:GLU:O	22:CV:85:LEU:HB3	2.14	0.47
1:CA:1112:C:C4	3:CC:178:LEU:HD23	2.50	0.47
37:BQ:115:MET:O	37:BQ:119:ARG:HB2	2.14	0.47
37:BQ:137:TYR:OH	46:BZ:80:ARG:NH1	2.47	0.47
19:CS:20:LEU:C	19:CS:23:ASN:H	2.18	0.47
19:CS:31:ILE:HG23	19:CS:49:ILE:HA	1.95	0.47
31:DG:51:ARG:NE	31:DG:51:ARG:HA	2.24	0.47
36:DP:85:LEU:HD23	36:DP:85:LEU:N	2.28	0.47
25:DA:1409:C:H2'	25:DA:1410:G:H8	1.79	0.47
10:CJ:6:ILE:HD11	10:CJ:72:VAL:HB	1.95	0.47
36:BP:23:PRO:O	36:BP:33:ARG:CZ	2.62	0.47
36:BP:23:PRO:HG2	36:BP:33:ARG:HG3	1.96	0.47
29:BE:12:THR:HG22	40:BT:58:ASN:ND2	2.29	0.47
5:CE:137:GLU:CA	5:CE:140:ARG:HH12	2.22	0.47
12:CL:67:ILE:HG21	12:CL:72:HIS:CD2	2.49	0.47
23:AW:1:C:N4	23:AW:72:A:H61	2.00	0.47
20:AT:30:LYS:HZ3	20:AT:33:ILE:HB	1.80	0.47
56:B9:30:PRO:C	56:B9:32:HIS:N	2.65	0.47
25:BA:2832:U:O4	25:BA:2883:A:H5''	2.14	0.47
1:CA:189(L):G:O2'	1:CA:190:U:H5'	2.13	0.47
7:AG:109:ASN:HA	7:AG:119:ARG:HE	1.78	0.47
47:B0:39:GLN:HE22	47:B0:42:THR:HA	1.78	0.47
1:CA:664:G:N2	1:CA:741:G:H1	2.06	0.47
1:CA:827:U:H2'	1:CA:870:U:O4	2.13	0.47
1:CA:840:C:H4'	1:CA:848:C:N3	2.28	0.47
25:DA:272(E):G:C6	25:DA:364:C:N4	2.82	0.47
22:AV:83:MET:CE	22:AV:88:TYR:HB3	2.44	0.47
4:AD:70:ILE:HD12	4:AD:100:ARG:NE	2.29	0.47
47:D0:7:LEU:H	47:D0:7:LEU:HD23	1.79	0.47
37:BQ:43:THR:CB	37:BQ:45:GLN:HG2	2.40	0.47
32:DH:38:SER:C	32:DH:40:GLU:H	2.12	0.47
1:AA:60:A:O2'	1:AA:61:G:OP2	2.33	0.47
27:DC:66:PRO:HG3	27:DC:188:ASP:O	2.14	0.47
25:DA:2049:G:N2	25:DA:2620:C:C2	2.83	0.47
22:AV:131:LYS:HA	22:AV:170:VAL:HA	1.95	0.47
25:DA:250:G:C6	25:DA:251:A:C6	3.03	0.47
1:AA:106:C:H2'	1:AA:107:G:C8	2.48	0.47
47:B0:50:VAL:CG2	47:B0:80:VAL:HG23	2.43	0.47
25:BA:271(L):U:H4'	25:BA:271(M):G:C4	2.50	0.47
25:DA:2514:U:H2'	25:DA:2515:C:C6	2.49	0.47

Continued on next page...

Continued from previous page...

Atom-1	Atom-2	Interatomic distance (Å)	Clash overlap (Å)
1:CA:532:A:H5'	3:CC:161:GLU:OE2	2.15	0.47
25:BA:1188:U:O2'	25:BA:1189:A:H5'	2.14	0.47
27:BC:9:ARG:O	27:BC:13:GLU:HG3	2.13	0.47
27:BC:62:THR:CG2	27:BC:163:GLU:HG2	2.42	0.47
25:DA:1863:G:H2'	25:DA:1864:U:O4'	2.14	0.47
29:DE:197:ILE:O	29:DE:197:ILE:HG12	2.14	0.47
1:CA:236:G:H2'	1:CA:237:C:C6	2.49	0.47
8:CH:100:ILE:O	8:CH:102:ARG:NH2	2.47	0.47
25:BA:1882:C:H3'	25:BA:1883:G:H8	1.79	0.47
25:BA:2013:A:C2'	25:BA:2014:A:H5'	2.44	0.47
25:DA:1583:A:H5'	25:DA:1584:C:OP1	2.13	0.47
25:BA:2753:A:O2'	25:BA:2754:U:P	2.72	0.47
41:DU:14:HIS:NE2	41:DU:32:PHE:CB	2.77	0.47
20:AT:38:LYS:HG3	20:AT:41:ILE:HD11	1.96	0.47
49:B2:30:ARG:HG3	49:B2:31:GLU:N	2.29	0.47
1:CA:1431:C:H2'	1:CA:1432:G:C5'	2.44	0.47
43:DW:9:TYR:HD2	43:DW:9:TYR:N	2.10	0.47
28:BD:18:VAL:HG12	28:BD:19:ALA:N	2.29	0.47
55:D8:19:SER:HB2	55:D8:21:LYS:HG3	1.96	0.47
28:DD:231:HIS:HD2	28:DD:249:PRO:HG3	1.79	0.47
25:DA:580:C:H2'	25:DA:581:C:C6	2.49	0.47
25:DA:1764:G:H2'	25:DA:1765:C:H6	1.79	0.47
25:DA:297:C:H5''	45:DY:85:VAL:HG21	1.95	0.47
25:DA:1692:U:O2'	25:DA:1693:U:H2'	2.14	0.47
1:AA:1108:G:H5'	3:AC:176:HIS:ND1	2.29	0.47
34:DN:33:LEU:HD23	34:DN:52:VAL:CG2	2.44	0.47
25:DA:429:A:C6	25:DA:430:G:N1	2.82	0.47
25:DA:1259:G:O2'	25:DA:1260:G:H5'	2.13	0.47
25:BA:1762:A:O5'	25:BA:1762:A:C8	2.67	0.47
20:AT:80:ARG:HG2	20:AT:80:ARG:HH11	1.79	0.47
25:BA:2524:G:H5''	25:BA:2524:G:H8	1.79	0.47
20:AT:10:LEU:O	20:AT:12:ALA:N	2.44	0.47
25:DA:1031:G:H4'	56:D9:8:LYS:HD2	1.95	0.47
39:BS:54:LEU:HD13	39:BS:57:LYS:O	2.14	0.47
46:DZ:58:LEU:HB2	46:DZ:66:LEU:CD1	2.44	0.47
25:DA:1166:C:H2'	25:DA:1167:U:O4'	2.14	0.47
25:DA:533:G:H5'	41:DU:24:TYR:CE2	2.50	0.47
41:DU:79:PHE:HE1	41:DU:110:VAL:HG22	1.78	0.47
41:DU:92:ARG:HH11	41:DU:92:ARG:CG	2.27	0.47
41:DU:92:ARG:HG3	42:DV:11:GLN:NE2	2.29	0.47
48:D1:52:ARG:CZ	48:D1:78:LYS:HD3	2.44	0.47

Continued on next page...

Continued from previous page...

Atom-1	Atom-2	Interatomic distance (Å)	Clash overlap (Å)
19:CS:9:VAL:HG12	19:CS:9:VAL:O	2.14	0.47
25:BA:612:C:C3'	25:BA:613:G:H5''	2.40	0.47
1:CA:941:G:N2	1:CA:942:G:H1'	2.29	0.47
7:CG:15:ASP:N	7:CG:19:GLY:HA2	2.28	0.47
9:CI:76:ALA:O	9:CI:79:LEU:HB3	2.15	0.47
41:BU:97:ASP:CG	41:BU:98:LEU:N	2.65	0.47
25:BA:2811:G:C6	25:BA:2891:G:N2	2.82	0.47
19:AS:13:ASP:C	19:AS:15:LEU:N	2.68	0.47
19:AS:5:LEU:HD11	19:AS:9:VAL:CA	2.44	0.47
45:DY:47:LYS:O	45:DY:49:VAL:HG23	2.14	0.47
29:DE:65:GLY:HA2	29:DE:70:ALA:CB	2.44	0.47
30:BF:4:VAL:N	30:BF:19:GLU:CB	2.74	0.47
1:AA:227:G:H2'	1:AA:228:A:H8	1.79	0.47
30:DF:110:LEU:HD13	30:DF:110:LEU:C	2.33	0.47
45:BY:25:GLY:HA3	45:BY:39:VAL:CG1	2.43	0.47
3:CC:84:ILE:O	3:CC:87:LEU:HB2	2.14	0.47
25:DA:2656:U:C5	25:DA:2664:G:N2	2.82	0.47
1:CA:1297:C:O2'	7:CG:114:ARG:NH2	2.47	0.47
1:CA:1331:G:OP2	13:CM:23:TYR:HD2	1.97	0.47
13:AM:49:THR:CB	13:AM:52:GLU:HG3	2.39	0.47
13:AM:97:PRO:HB2	13:AM:101:GLN:HE22	1.68	0.47
4:AD:22:LYS:CD	4:AD:26:CYS:SG	3.02	0.47
11:CK:127:LYS:CE	11:CK:127:LYS:HA	2.27	0.47
35:DO:76:ALA:HB3	40:DT:75:ILE:HD12	1.96	0.47
22:CV:71:GLN:CA	22:CV:109:THR:HG21	2.43	0.47
22:CV:89:GLU:CD	22:CV:89:GLU:N	2.67	0.47
1:CA:1188:A:C2'	1:CA:1189:C:H5'	2.44	0.47
10:CJ:63:PHE:HB3	14:CN:58:LYS:HA	1.96	0.47
1:CA:997:U:C2'	1:CA:998:G:H5'	2.44	0.47
27:BC:80:LYS:HD3	27:BC:120:VAL:CG1	2.39	0.47
14:AN:22:THR:HB	14:AN:33:VAL:CG2	2.43	0.47
37:BQ:29:PHE:CB	37:BQ:105:GLU:OE2	2.57	0.47
52:B5:50:GLY:N	52:B5:56:LYS:HB3	2.29	0.47
36:BP:6:LEU:HB2	36:BP:9:ASN:HD22	1.78	0.47
47:D0:40:GLN:NE2	47:D0:44:ARG:N	2.62	0.47
1:CA:1027:C:O5'	1:CA:1027:C:H6	1.96	0.47
25:DA:341:G:C2	25:DA:342:G:C4	3.02	0.47
1:AA:461:A:C5	1:AA:471:G:C6	3.02	0.47
1:AA:376:G:H5''	16:AP:5:ARG:HB2	1.96	0.47
12:AL:80:VAL:CG1	12:AL:81:LEU:N	2.77	0.47
23:CW:58:A:O2'	23:CW:59:A:O5'	2.32	0.47

Continued on next page...

Continued from previous page...

Atom-1	Atom-2	Interatomic distance (Å)	Clash overlap (Å)
27:DC:174:ALA:HB1	27:DC:175:PRO:CD	2.44	0.47
25:DA:1792:G:C5'	28:DD:205:VAL:HG13	2.43	0.47
1:AA:728:A:C8	15:AO:54:ARG:NH1	2.82	0.47
1:CA:651:C:H2'	1:CA:652:U:O4'	2.14	0.47
10:CJ:83:GLU:C	10:CJ:85:LEU:N	2.63	0.47
1:AA:403:C:H2'	1:AA:404:U:H6	1.80	0.47
4:AD:2:GLY:O	4:AD:3:ARG:C	2.53	0.47
18:AR:58:LEU:HD23	18:AR:62:GLU:HB3	1.95	0.47
1:CA:1458:G:H5''	20:CT:31:SER:OG	2.14	0.47
20:CT:30:LYS:O	20:CT:34:LYS:HG3	2.14	0.47
25:BA:1717:G:C3'	25:BA:1718:G:H5''	2.44	0.47
27:BC:21:TYR:HB3	27:BC:25:GLU:HB2	1.96	0.47
50:B3:4:LEU:O	50:B3:36:VAL:HA	2.15	0.47
11:AK:33:THR:HB	11:AK:38:ASN:C	2.34	0.47
25:BA:2128:C:H6	25:BA:2128:C:O5'	1.98	0.47
25:DA:88:G:H2'	25:DA:88:G:N3	2.28	0.47
8:CH:20:TYR:HA	8:CH:65:TYR:OH	2.14	0.47
8:CH:69:ARG:CZ	8:CH:75:ARG:O	2.63	0.47
25:BA:2106:G:O2'	25:BA:2107:C:H5'	2.14	0.47
25:BA:2648:C:H2'	25:BA:2649:U:H6	1.72	0.47
25:BA:2865:U:OP2	40:BT:119:LYS:NZ	2.39	0.47
7:CG:49:ILE:O	7:CG:53:LYS:HB2	2.14	0.47
1:AA:1230:C:H2'	1:AA:1231:G:C8	2.41	0.47
7:AG:49:ILE:HA	7:AG:52:GLU:CB	2.44	0.47
25:DA:252:G:P	36:DP:50:ARG:HH11	2.37	0.47
17:CQ:85:VAL:O	17:CQ:86:GLU:C	2.52	0.47
25:DA:1459:G:C6	25:DA:1461:G:C4	3.02	0.47
27:DC:53:ARG:HG2	27:DC:53:ARG:HH11	1.79	0.47
25:DA:2615:U:N1	52:D5:7:PRO:HA	2.30	0.47
25:BA:2059:A:O2'	30:BF:69:HIS:CD2	2.66	0.47
1:CA:967:C:O5'	1:CA:967:C:H6	1.97	0.47
34:BN:92:ALA:O	34:BN:93:THR:HB	2.15	0.47
12:AL:78:SER:HB3	12:AL:103:ASP:CB	2.44	0.47
32:DH:88:LEU:HD13	32:DH:164:TYR:O	2.14	0.47
35:BO:88:ASN:OD1	35:BO:92:GLU:N	2.48	0.47
10:AJ:46:ARG:HA	10:AJ:64:GLU:HB3	1.94	0.47
7:CG:18:TYR:HB3	7:CG:59:LEU:CD1	2.44	0.47
45:BY:6:HIS:HB3	45:BY:35:TYR:HE1	1.78	0.47
25:BA:1858:G:HO2'	25:BA:1859:A:H8	1.62	0.47
1:AA:1248:A:H2'	1:AA:1249:C:C5'	2.44	0.47
15:AO:65:ARG:NH1	15:AO:65:ARG:HG2	2.29	0.47

Continued on next page...

Continued from previous page...

Atom-1	Atom-2	Interatomic distance (Å)	Clash overlap (Å)
22:CV:41:PHE:HZ	22:CV:54:PHE:HE2	1.62	0.47
25:BA:1892:C:O2'	25:BA:1893:C:H5'	2.13	0.47
1:CA:1205:U:H4'	3:CC:195:VAL:CG2	2.44	0.47
8:AH:41:ARG:O	8:AH:41:ARG:CD	2.62	0.47
30:DF:33:LEU:O	30:DF:37:VAL:HG23	2.14	0.47
1:AA:648:A:H2'	1:AA:649:G:H8	1.79	0.47
1:AA:1389:C:H2'	1:AA:1390:U:O4'	2.14	0.47
11:CK:12:ARG:HD3	11:CK:13:GLN:N	2.30	0.47
29:BE:151:TYR:HB3	34:BN:79:PRO:CG	2.44	0.47
1:AA:1311:G:H2'	1:AA:1312:G:O4'	2.14	0.47
44:BX:14:SER:O	44:BX:15:GLU:C	2.52	0.47
1:AA:1395:C:O5'	1:AA:1395:C:H6	1.97	0.47
33:BI:86:THR:C	33:BI:122:GLU:OE2	2.53	0.47
25:BA:2875:C:H4'	40:BT:5:ALA:CB	2.20	0.47
1:CA:338:A:H2'	1:CA:339:C:C6	2.50	0.47
1:AA:1291:G:O2'	9:AI:38:GLN:HB3	2.15	0.47
1:AA:1119:C:OP1	9:AI:83:ARG:NH1	2.48	0.47
32:BH:33:LEU:HD21	32:BH:136:ILE:CG2	2.44	0.47
46:DZ:27:MET:HA	46:DZ:87:PHE:HB2	1.96	0.47
2:CB:212:GLN:CG	2:CB:235:SER:HB2	2.44	0.47
2:CB:7:VAL:HG12	2:CB:11:LEU:HG	1.95	0.47
25:DA:997:G:C2	25:DA:998:C:C6	3.02	0.47
41:DU:66:ASN:O	41:DU:70:ARG:HB2	2.15	0.47
42:DV:4:ILE:HG23	42:DV:12:TYR:O	2.15	0.47
20:AT:100:ILE:HD12	20:AT:100:ILE:N	2.29	0.47
20:AT:42:GLN:CG	20:AT:43:LEU:HD23	2.21	0.47
42:BV:38:LEU:HD23	42:BV:52:VAL:CG1	2.44	0.47
1:CA:1137:C:H4'	1:CA:1138:G:N2	2.27	0.47
31:DG:108:ASN:CA	31:DG:112:PRO:HG2	2.43	0.47
40:BT:30:VAL:HG21	40:BT:83:ILE:CG1	2.45	0.47
40:BT:32:TYR:CD1	40:BT:81:PRO:HA	2.49	0.47
30:DF:110:LEU:O	30:DF:113:ALA:HB3	2.14	0.47
30:DF:185:ASP:OD1	30:DF:185:ASP:N	2.47	0.47
3:CC:84:ILE:HG23	3:CC:85:ARG:N	2.29	0.47
28:BD:267:SER:C	28:BD:269:PHE:N	2.66	0.47
28:BD:24:ILE:CG2	28:BD:25:THR:H	2.05	0.47
31:DG:28:VAL:HG12	31:DG:28:VAL:O	2.15	0.47
25:DA:288:C:O2	25:DA:288:C:H2'	2.14	0.47
29:BE:69:LYS:CD	29:BE:89:ASP:HA	2.39	0.47
13:CM:10:PRO:O	13:CM:45:VAL:HG11	2.15	0.47
35:BO:2:ILE:HG13	35:BO:8:LEU:HD11	1.95	0.47

Continued on next page...

Continued from previous page...

Atom-1	Atom-2	Interatomic distance (Å)	Clash overlap (Å)
3:CC:112:SER:CB	3:CC:115:LEU:HD12	2.43	0.47
5:AE:112:LEU:HD23	5:AE:112:LEU:N	2.30	0.47
3:CC:177:THR:HB	3:CC:180:ALA:HB2	1.96	0.47
25:BA:2747:G:O6	25:BA:2755:C:H5''	2.13	0.47
25:BA:1798:U:H5	28:BD:274:ARG:NH1	2.13	0.47
25:DA:874:G:O2'	25:DA:875:G:H5'	2.15	0.47
49:D2:48:HIS:HA	49:D2:51:ARG:HG2	1.95	0.47
2:CB:124:SER:C	2:CB:126:GLU:N	2.67	0.47
10:AJ:49:VAL:C	10:AJ:60:ARG:HB3	2.33	0.47
37:BQ:64:ILE:HA	37:BQ:106:VAL:HG12	1.96	0.47
19:CS:15:LEU:HD12	19:CS:31:ILE:CD1	2.42	0.47
25:BA:618:C:N4	25:BA:619:G:C6	2.82	0.47
25:DA:856:C:H2'	25:DA:857:C:C6	2.49	0.47
26:DB:31:C:H2'	26:DB:32:C:H6	1.80	0.47
25:DA:320:A:H3'	30:DF:136:THR:CG2	2.43	0.47
1:AA:375:U:OP1	16:AP:69:THR:HG21	2.13	0.47
39:BS:67:ARG:HH12	39:BS:100:ALA:N	2.00	0.47
30:BF:9:ILE:O	30:BF:128:ALA:HB2	2.14	0.47
1:CA:735:C:H2'	1:CA:736:C:C6	2.49	0.47
5:CE:72:GLN:HE21	5:CE:144:THR:CG2	2.18	0.47
25:DA:2125:G:N2	25:DA:2174:C:N4	2.63	0.47
25:DA:729:G:O2'	25:DA:763:G:H4'	2.13	0.47
51:B4:40:ILE:O	51:B4:47:VAL:HA	2.15	0.47
10:CJ:26:ALA:CA	10:CJ:29:ARG:HH21	2.22	0.47
12:CL:19:SER:C	12:CL:21:VAL:N	2.67	0.47
45:BY:71:LYS:HZ3	45:BY:71:LYS:HB2	1.80	0.47
25:DA:522:G:C6	25:DA:523:C:N4	2.82	0.47
44:BX:40:LYS:O	44:BX:42:ALA:N	2.47	0.47
1:AA:942:G:H2'	1:AA:943:U:H6	1.80	0.47
1:CA:390:C:O5'	1:CA:390:C:H6	1.97	0.47
6:CF:63:TYR:N	6:CF:63:TYR:CD2	2.82	0.47
2:AB:178:ARG:HH12	2:AB:196:LEU:HA	1.79	0.47
25:DA:2612:C:P	29:DE:132:HIS:HE2	2.38	0.47
12:CL:50:ARG:H	12:CL:50:ARG:HD2	1.79	0.47
1:AA:948:C:C6	13:AM:106:ASN:ND2	2.82	0.47
25:DA:344:G:N2	25:DA:345:A:N6	2.62	0.47
1:AA:600:C:O2'	1:AA:601:C:H5'	2.15	0.47
34:BN:134:ARG:O	34:BN:135:PRO:O	2.32	0.47
12:AL:108:LYS:O	12:AL:109:ASP:CB	2.62	0.47
36:DP:48:PRO:HG2	36:DP:49:ARG:H	1.78	0.47
32:BH:94:TYR:CB	32:BH:107:VAL:HG12	2.44	0.47

Continued on next page...

Continued from previous page...

Atom-1	Atom-2	Interatomic distance (Å)	Clash overlap (Å)
11:CK:62:GLN:O	11:CK:66:LEU:HG	2.14	0.47
1:CA:385:C:O2'	1:CA:386:C:H5'	2.14	0.47
25:DA:142:A:N6	25:DA:1595:G:O2'	2.47	0.47
49:D2:24:LEU:HD23	49:D2:60:LEU:CD2	2.43	0.47
49:D2:21:LEU:CD2	49:D2:60:LEU:HD22	2.44	0.47
25:DA:2600:A:H2'	25:DA:2601:C:H6	1.76	0.47
4:AD:153:ARG:HG2	4:AD:181:MET:SD	2.54	0.47
1:CA:57:G:C5	1:CA:58:C:C4	3.02	0.47
40:BT:53:ARG:CG	40:BT:53:ARG:HH11	2.27	0.47
41:BU:27:LEU:C	41:BU:29:SER:N	2.68	0.47
27:DC:172:ILE:HG21	27:DC:197:LEU:HD11	1.95	0.47
44:BX:46:ALA:HB3	44:BX:47:PHE:CD1	2.50	0.47
44:BX:47:PHE:CD2	44:BX:89:ILE:HG23	2.47	0.47
1:AA:127:G:H4'	17:AQ:2:PRO:HD2	1.96	0.47
44:BX:29:TRP:CH2	44:BX:78:LYS:HD3	2.49	0.47
25:BA:1272:A:OP2	25:BA:1647:G:OP1	2.33	0.47
1:CA:901:A:N7	1:CA:902:G:H1'	2.28	0.47
25:DA:1984:G:O2'	25:DA:1985:G:H5'	2.14	0.47
25:BA:1743:C:H2'	25:BA:1744:C:O4'	2.14	0.47
1:AA:958:A:N3	1:AA:985:C:O2'	2.45	0.47
25:DA:1839:G:C8	25:DA:1839:G:H5'	2.49	0.47
39:BS:93:LYS:O	39:BS:94:TYR:C	2.51	0.47
7:AG:44:TYR:HE1	9:AI:41:VAL:HG21	1.79	0.47
46:DZ:27:MET:HE2	46:DZ:36:VAL:HG11	1.95	0.47
46:DZ:60:LEU:CD2	46:DZ:60:LEU:H	2.27	0.47
46:DZ:9:ARG:HH11	46:DZ:35:LYS:HB2	1.79	0.47
50:D3:56:VAL:O	50:D3:57:GLU:HB3	2.14	0.47
25:DA:1012:U:P	41:DU:70:ARG:HH22	2.37	0.47
42:DV:15:GLU:CB	42:DV:16:PRO:CD	2.92	0.47
25:DA:947:G:N2	25:DA:971:C:C2	2.82	0.47
25:DA:2110:G:C5'	25:DA:2118:U:H3	2.26	0.47
9:CI:18:PHE:HD1	9:CI:62:TYR:CD2	2.33	0.47
1:CA:1352:C:OP1	21:CU:3:LYS:NZ	2.45	0.47
7:CG:56:GLN:CD	7:CG:56:GLN:H	2.16	0.47
9:CI:69:GLY:O	9:CI:73:GLN:N	2.32	0.47
1:CA:1134:G:C2'	1:CA:1135:U:H5'	2.44	0.47
45:DY:54:LYS:O	45:DY:55:TYR:CD1	2.68	0.47
19:AS:58:VAL:O	19:AS:58:VAL:HG23	2.15	0.47
19:AS:6:LYS:CD	19:AS:6:LYS:H	2.28	0.47
29:DE:60:ASN:O	29:DE:61:ARG:C	2.52	0.47
35:BO:104:ARG:C	35:BO:106:LEU:H	2.17	0.47

Continued on next page...

Continued from previous page...

Atom-1	Atom-2	Interatomic distance (Å)	Clash overlap (Å)
20:AT:90:GLN:HA	20:AT:93:GLU:OE2	2.14	0.47
25:BA:2367:G:O2'	25:BA:2368:C:H5'	2.14	0.47
30:DF:114:VAL:HG22	30:DF:192:LEU:CD1	2.45	0.47
36:DP:17:LYS:HG3	36:DP:19:VAL:CG2	2.45	0.47
27:BC:132:LEU:HA	27:BC:135:ARG:HD2	1.96	0.47
2:AB:21:ARG:HD2	2:AB:38:GLY:HA3	1.97	0.47
1:AA:1027:C:H2'	1:AA:1028:C:C4	2.50	0.47
3:CC:53:ALA:HB2	3:CC:115:LEU:HG	1.96	0.47
1:AA:542:G:P	4:AD:10:ARG:NH2	2.86	0.47
1:CA:1188:A:H2'	1:CA:1189:C:H5'	1.96	0.47
10:CJ:49:VAL:HG21	14:CN:41:ARG:HB2	1.91	0.47
34:DN:26:LEU:HG	34:DN:30:ILE:CD1	2.45	0.47
28:DD:158:ALA:HB3	28:DD:161:THR:HG21	1.95	0.47
8:AH:109:ILE:CG2	8:AH:137:VAL:HB	2.45	0.47
25:DA:271(J):C:C3'	25:DA:271(K):U:H5''	2.44	0.47
33:DI:43:ASN:O	33:DI:46:ALA:N	2.47	0.47
25:DA:71:A:OP2	25:DA:71:A:H3'	2.13	0.47
47:D0:73:GLY:C	47:D0:75:LEU:N	2.68	0.47
15:CO:16:ALA:HB1	15:CO:21:ASP:HB3	1.95	0.47
30:BF:54:ARG:O	30:BF:54:ARG:CG	2.63	0.47
27:DC:15:VAL:HG13	27:DC:21:TYR:CZ	2.50	0.47
15:AO:75:PRO:HB2	15:AO:79:ARG:NH2	2.19	0.47
1:CA:1003:G:H2'	1:CA:1004:A:O4'	2.15	0.47
25:DA:2090:G:N2	48:D1:47:GLN:HE22	2.11	0.47
33:BI:132:PRO:HB2	33:BI:133:HIS:ND1	2.29	0.47
5:CE:103:GLY:H	5:CE:106:PRO:HG2	1.79	0.47
28:DD:205:VAL:O	28:DD:206:LEU:C	2.53	0.47
28:BD:155:LEU:N	28:BD:155:LEU:HD12	2.30	0.47
1:AA:878:G:H5''	8:AH:89:PRO:HG2	1.93	0.47
1:AA:1239:A:H62	1:AA:1299:A:N6	2.12	0.47
25:BA:512:G:O2'	25:BA:513:A:C8	2.67	0.47
1:AA:1002:G:N2	1:AA:1003:G:C1'	2.78	0.47
26:DB:15:A:H1'	26:DB:110:G:C5	2.50	0.47
25:BA:94(A):G:H21	49:B2:47:ASN:HD22	1.61	0.47
26:BB:87:G:H21	26:BB:90:A:H8	1.58	0.47
25:DA:97:C:H5''	49:D2:2:LYS:HB2	1.96	0.47
25:BA:71:A:H5''	25:BA:73:A:C8	2.49	0.47
25:BA:1300:U:H5'	25:BA:1300:U:O2	2.15	0.47
29:DE:45:THR:CG2	29:DE:83:ASP:HA	2.45	0.47
28:DD:267:SER:HA	28:DD:270:ILE:HD11	1.95	0.47
22:AV:89:GLU:HG3	22:AV:91:PHE:CZ	2.49	0.47

Continued on next page...

Continued from previous page...

Atom-1	Atom-2	Interatomic distance (Å)	Clash overlap (Å)
25:DA:805:G:O6	25:DA:2068:U:C5	2.67	0.47
4:AD:89:THR:O	4:AD:91:SER:N	2.39	0.47
19:CS:6:LYS:CD	19:CS:7:LYS:HE3	2.44	0.47
40:BT:14:TYR:CD1	40:BT:14:TYR:N	2.82	0.47
25:BA:1186:G:O2'	25:BA:1187:G:H5'	2.14	0.47
11:AK:12:ARG:HG2	11:AK:13:GLN:N	2.29	0.47
43:BW:76:VAL:CG2	43:BW:101:SER:HB3	2.45	0.47
13:AM:108:ARG:HG3	13:AM:108:ARG:NH1	2.29	0.47
1:AA:1414:U:H2'	1:AA:1415:G:H8	1.79	0.47
1:CA:1423:G:H5''	35:DO:49:ARG:NH2	2.29	0.47
17:CQ:7:THR:HG23	17:CQ:58:GLU:HG2	1.93	0.47
1:AA:51:A:N7	1:AA:114:U:O2'	2.42	0.47
12:AL:123:LYS:HE2	12:AL:124:GLU:O	2.15	0.47
25:DA:2219:G:O2'	25:DA:2220:G:H5'	2.14	0.47
25:DA:671:C:O2'	25:DA:672:C:H5'	2.14	0.47
4:AD:68:TYR:CE2	4:AD:97:LEU:HB3	2.50	0.47
25:BA:769:G:O2'	25:BA:770:G:H5'	2.14	0.47
25:BA:55:G:N3	25:BA:127:A:C2	2.83	0.47
46:BZ:52:ILE:CG2	46:BZ:70:VAL:HB	2.45	0.47
1:CA:189(E):U:C6	1:CA:189(E):U:OP2	2.68	0.47
54:D7:5:TRP:HE3	54:D7:5:TRP:HA	1.78	0.47
25:DA:776:G:O6	25:DA:793:A:H2'	2.15	0.47
28:DD:231:HIS:CD2	28:DD:249:PRO:HG3	2.50	0.47
25:DA:1202:C:C5	25:DA:1203:G:C5	3.02	0.47
1:AA:671:G:H2'	1:AA:672:U:H6	1.80	0.47
25:BA:2749:A:H4'	32:BH:62:LYS:HB3	1.97	0.47
25:BA:1625:C:C2'	25:BA:1626:G:H5'	2.44	0.47
1:AA:1418:A:H2	25:BA:1948:G:N3	2.13	0.47
53:B6:17:LYS:HD3	53:B6:17:LYS:O	2.13	0.47
2:AB:71:VAL:HA	2:AB:93:VAL:HG22	1.95	0.47
25:BA:340:A:H2'	25:BA:341:G:O4'	2.14	0.47
25:DA:1221(A):C:H2'	25:DA:1222:C:H6	1.79	0.47
32:BH:7:LEU:H	32:BH:8:PRO:HD3	1.74	0.47
46:DZ:164:VAL:CG1	46:DZ:165:SER:N	2.74	0.47
46:DZ:165:SER:CB	46:DZ:167:GLU:H	2.20	0.47
46:DZ:8:TYR:CE2	46:DZ:34:ARG:HD2	2.49	0.47
46:DZ:26:VAL:N	46:DZ:85:VAL:O	2.42	0.47
2:CB:15:VAL:C	2:CB:16:HIS:CG	2.87	0.47
2:CB:168:THR:HG21	2:CB:192:SER:HA	1.97	0.47
2:CB:28:PHE:CE1	2:CB:32:ILE:HD11	2.49	0.47
2:CB:55:PHE:HA	2:CB:58:ILE:HB	1.96	0.47

Continued on next page...

Continued from previous page...

Atom-1	Atom-2	Interatomic distance (Å)	Clash overlap (Å)
34:DN:67:LEU:O	34:DN:68:GLU:CB	2.61	0.47
25:BA:1490:A:O5'	25:BA:1494:A:N6	2.48	0.47
20:AT:51:GLU:HA	20:AT:54:LYS:HB2	1.96	0.47
25:BA:611:C:H2'	25:BA:612:C:C6	2.49	0.47
31:DG:125:PHE:HD1	31:DG:125:PHE:N	2.12	0.47
30:BF:4:VAL:HA	30:BF:18:ARG:O	2.15	0.47
16:AP:59:TRP:O	16:AP:61:SER:N	2.47	0.47
36:DP:17:LYS:O	36:DP:17:LYS:CG	2.60	0.47
36:DP:5:ASP:OD1	36:DP:9:ASN:ND2	2.48	0.47
25:DA:2728:U:O2'	29:DE:22:PRO:HG3	2.14	0.47
25:DA:823:G:O2'	25:DA:824:A:H5'	2.15	0.47
25:DA:2393:A:H4'	36:DP:60:MET:O	2.14	0.47
1:CA:109:A:H2'	1:CA:326:G:N2	2.30	0.47
25:DA:276:A:N3	25:DA:276:A:C3'	2.77	0.47
4:AD:172:PRO:C	4:AD:174:LEU:H	2.17	0.47
43:DW:2:GLU:HA	43:DW:107:LEU:O	2.14	0.47
1:AA:339:C:OP2	35:BO:97:ARG:NH2	2.47	0.47
32:BH:123:PHE:CD2	32:BH:133:VAL:HG21	2.49	0.47
14:CN:26:ARG:HD2	14:CN:43:CYS:CB	2.44	0.47
27:DC:80:LYS:HZ1	31:DG:48:GLU:HB2	1.80	0.47
15:AO:70:LEU:HD11	15:AO:77:ARG:O	2.15	0.47
25:DA:2168:G:N2	25:DA:2170:A:H3'	2.29	0.47
39:DS:98:VAL:HG22	39:DS:100:ALA:N	2.29	0.47
25:DA:495:G:N3	43:DW:61:ASN:OD1	2.47	0.47
1:CA:189:G:H2'	1:CA:189(A):C:C6	2.50	0.47
1:CA:188:C:H2'	1:CA:189:G:H8	1.79	0.47
5:CE:80:ILE:HD11	5:CE:138:ALA:CA	2.44	0.47
1:CA:520:A:N1	1:CA:536:C:H1'	2.29	0.47
1:CA:537:G:H5''	12:CL:110:ARG:HH12	1.78	0.47
28:DD:31:LYS:O	28:DD:32:SER:C	2.52	0.47
28:DD:62:TYR:CD1	28:DD:62:TYR:C	2.88	0.47
28:DD:94:LEU:HD22	28:DD:95:LEU:N	2.29	0.47
51:D4:48:ILE:HD12	51:D4:48:ILE:N	2.19	0.47
7:AG:146:GLU:CA	7:AG:149:ARG:HB2	2.45	0.47
1:AA:170:U:O2'	1:AA:171:A:H5'	2.15	0.47
25:BA:27:G:O2'	25:BA:28:A:P	2.72	0.47
27:BC:23:ILE:HG13	27:BC:229:SER:OG	2.14	0.47
25:DA:2420:C:OP1	55:D8:34:TRP:HA	2.15	0.47
25:DA:1625:C:H2'	25:DA:1626:G:O4'	2.15	0.47
26:BB:89:G:C5	26:BB:90:A:C5	3.03	0.47
38:BR:117:VAL:HG12	38:BR:118:GLU:H	1.75	0.47

Continued on next page...

Continued from previous page...

Atom-1	Atom-2	Interatomic distance (Å)	Clash overlap (Å)
25:DA:1339:G:C2	25:DA:1340:U:C5	3.02	0.47
25:BA:269:U:C5	25:BA:271(Y):U:C5	3.02	0.47
25:DA:2341:G:H2'	25:DA:2342:C:C6	2.50	0.47
25:BA:1558:A:HO2'	25:BA:1559:G:P	2.34	0.47
25:BA:2115:G:O6	25:BA:2117:A:H2'	2.14	0.47
25:BA:319:C:H2'	25:BA:320:A:O4'	2.14	0.47
25:DA:2389:G:H5''	25:DA:2390:U:C5'	2.41	0.47
30:DF:63:LYS:NZ	30:DF:75:HIS:O	2.43	0.47
25:DA:648:G:C2'	25:DA:649:G:H5'	2.44	0.47
1:CA:1261:A:H2'	1:CA:1262:C:O4'	2.15	0.47
1:CA:430:A:C2'	1:CA:431:A:H5'	2.44	0.47
25:DA:2516:G:C5	25:DA:2517:C:C4	3.02	0.47
1:CA:679:C:H42	1:CA:711:G:H1	1.63	0.47
33:DI:100:ALA:O	33:DI:102:SER:N	2.47	0.47
22:AV:45:GLU:CD	22:AV:45:GLU:N	2.67	0.47
1:AA:1376:U:O2'	1:AA:1377:A:H5'	2.14	0.47
37:BQ:68:ILE:CG2	37:BQ:103:MET:HA	2.44	0.47
54:D7:32:LYS:HD3	54:D7:32:LYS:C	2.34	0.47
1:CA:665:A:H2'	1:CA:725:G:N2	2.30	0.47
4:CD:127:THR:HG23	4:CD:147:ALA:O	2.14	0.47
25:BA:1431:U:H2'	25:BA:1432:C:H6	1.80	0.47
25:DA:1817:G:H5''	28:DD:88:ARG:NH2	2.30	0.47
12:AL:32:GLY:CA	12:AL:57:LEU:HD13	2.43	0.47
29:DE:173:VAL:O	29:DE:174:ASP:O	2.32	0.47
1:AA:245:C:C2	1:AA:284:G:C2	3.02	0.47
25:BA:2773:C:O2'	25:BA:2774:C:H5'	2.15	0.47
12:CL:16:ARG:HE	12:CL:16:ARG:HB2	1.52	0.47
25:DA:2543:G:H2'	25:DA:2544:G:C8	2.50	0.47
25:DA:1656:C:H2'	25:DA:1657:C:C6	2.48	0.47
46:BZ:70:VAL:HG22	46:BZ:87:PHE:HE2	1.79	0.47
25:DA:2707:G:H2'	25:DA:2708:G:C8	2.49	0.47
25:BA:1366:A:H2'	25:BA:1367:A:O4'	2.14	0.47
15:AO:30:ALA:HA	15:AO:85:LEU:HD11	1.95	0.47
25:DA:412:A:H2'	25:DA:413:C:H5'	1.97	0.47
1:AA:587:G:O2'	1:AA:588:G:H5'	2.13	0.47
25:DA:2671:A:C2	25:DA:2672:G:C4	3.02	0.47
23:AW:43:A:H2'	23:AW:44:A:C8	2.49	0.47
1:CA:655:A:C2	1:CA:754:C:N4	2.82	0.47
2:CB:79:ASP:C	2:CB:81:VAL:N	2.66	0.47
1:AA:721:G:H1'	1:AA:722:A:C2	2.49	0.47
52:D5:37:LYS:HG3	52:D5:38:ALA:H	1.80	0.47

Continued on next page...

Continued from previous page...

Atom-1	Atom-2	Interatomic distance (Å)	Clash overlap (Å)
36:BP:50:ARG:NH2	36:BP:50:ARG:HG2	2.29	0.47
26:BB:38:C:O2	26:BB:48:A:H1'	2.14	0.47
39:BS:89:ARG:C	39:BS:92:TYR:HB3	2.35	0.47
1:AA:1286:A:H2'	1:AA:1287:A:C4'	2.44	0.47
9:AI:11:LYS:HG2	9:AI:12:GLU:HG2	1.96	0.47
7:AG:44:TYR:CE1	9:AI:41:VAL:HG21	2.50	0.47
46:DZ:60:LEU:HD22	46:DZ:60:LEU:H	1.80	0.47
46:DZ:66:LEU:HA	46:DZ:67:PRO:HD3	1.74	0.47
37:DQ:141:GLN:NE2	46:DZ:71:ARG:HD3	2.27	0.47
2:CB:20:GLU:HB3	2:CB:23:ARG:NH1	2.30	0.47
2:CB:213:LEU:C	2:CB:213:LEU:CD2	2.83	0.47
25:DA:1024:G:P	25:DA:1025:G:H3'	2.54	0.47
42:DV:19:LYS:HE2	42:DV:19:LYS:HA	1.96	0.47
25:DA:1139:G:C2	25:DA:1140:C:C6	3.03	0.47
25:DA:1142(A):A:O2'	25:DA:1143:A:H3'	2.13	0.47
41:DU:98:LEU:C	41:DU:100:VAL:N	2.68	0.47
41:DU:53:ARG:O	41:DU:57:PHE:HD1	1.97	0.47
2:AB:18:GLY:HA2	2:AB:42:ILE:H	1.79	0.47
1:CA:1271:G:H5'	1:CA:1314:C:H5'	1.95	0.47
9:CI:65:VAL:HG21	9:CI:73:GLN:HG2	1.96	0.47
42:BV:47:VAL:O	42:BV:50:PRO:O	2.33	0.47
25:BA:2645:G:C3'	25:BA:2646:C:C5'	2.85	0.47
22:CV:149:LYS:HE2	22:CV:163:LEU:C	2.35	0.47
31:DG:103:LEU:N	31:DG:103:LEU:HD12	2.27	0.47
31:DG:107:LEU:HD23	31:DG:111:LEU:HD12	1.97	0.47
29:DE:53:PRO:C	29:DE:54:GLN:HG2	2.34	0.47
1:AA:192:U:H4'	20:AT:103:GLY:CA	2.45	0.47
16:AP:55:ARG:C	16:AP:57:ARG:N	2.67	0.47
30:DF:1:MET:O	30:DF:3:GLU:N	2.48	0.47
27:DC:73:VAL:CG1	27:DC:112:ASP:HB2	2.26	0.47
26:BB:105:A:H2'	26:BB:106:G:O4'	2.15	0.47
46:BZ:29:ASN:ND2	46:BZ:89:VAL:O	2.47	0.47
1:AA:1064:G:C5	1:AA:1066:C:N4	2.82	0.47
1:AA:1067:A:H2'	1:AA:1093:A:H4'	1.96	0.47
25:DA:2416:C:OP1	36:DP:64:LYS:O	2.32	0.47
25:DA:159:U:C2'	25:DA:159:U:O2	2.60	0.47
36:BP:109:GLY:O	36:BP:110:TYR:CB	2.63	0.47
31:DG:16:ARG:O	31:DG:20:ILE:HG13	2.15	0.47
25:DA:283:A:N1	25:DA:427:U:H1'	2.29	0.47
55:B8:36:LYS:HB3	55:B8:41:ILE:HG13	1.96	0.47
45:BY:49:VAL:CG2	45:BY:50:ARG:N	2.54	0.47

Continued on next page...

Continued from previous page...

Atom-1	Atom-2	Interatomic distance (Å)	Clash overlap (Å)
40:BT:28:VAL:O	40:BT:29:ARG:HB2	2.13	0.47
4:AD:110:PHE:CZ	4:AD:146:ILE:O	2.67	0.47
29:BE:33:VAL:N	29:BE:69:LYS:HD2	2.30	0.47
1:CA:1302:U:H6	13:CM:17:VAL:HG21	1.79	0.47
1:AA:1307:U:H2'	1:AA:1308:U:C6	2.49	0.47
13:AM:39:ILE:HG22	13:AM:40:ASN:N	2.30	0.47
13:AM:34:LEU:CD1	13:AM:41:PRO:HA	2.45	0.47
13:AM:23:TYR:HE1	13:AM:71:ARG:CA	2.26	0.47
1:AA:1151:A:C4	1:AA:1152:A:N7	2.82	0.47
10:AJ:8:LEU:HB3	10:AJ:16:LEU:CD2	2.44	0.47
5:AE:41:VAL:HG22	5:AE:112:LEU:O	2.14	0.47
9:CI:33:PHE:CZ	9:CI:47:LEU:HD11	2.49	0.47
46:DZ:149:LEU:HD23	46:DZ:170:ILE:CD1	2.45	0.47
8:AH:20:TYR:OH	8:AH:75:ARG:HB3	2.15	0.47
25:DA:271(P):C:H5'	33:DI:45:LYS:HZ1	1.78	0.47
25:DA:271(O):C:O2'	25:DA:271(P):C:C5	2.65	0.47
22:CV:19:LEU:HD11	22:CV:115:TYR:CD2	2.49	0.47
14:AN:26:ARG:CG	14:AN:27:CYS:H	2.27	0.47
19:CS:16:LEU:O	19:CS:19:VAL:N	2.48	0.47
19:CS:44:MET:HG3	19:CS:47:HIS:CB	2.44	0.47
45:DY:76:CYS:O	45:DY:77:PRO:C	2.53	0.47
25:BA:607:U:P	30:BF:103:LYS:HG3	2.54	0.47
15:AO:70:LEU:HD11	15:AO:77:ARG:HG3	1.96	0.47
47:D0:69:PHE:HD2	47:D0:79:VAL:HG22	1.78	0.47
1:AA:557:G:H2'	1:AA:558:G:N9	2.29	0.47
43:BW:60:ASN:H	43:BW:60:ASN:ND2	2.10	0.47
16:AP:4:ILE:H	16:AP:66:PRO:HA	1.78	0.47
1:AA:368:U:O4'	1:AA:368:U:O2	2.33	0.47
1:AA:458:C:N3	1:AA:474:G:N1	2.63	0.47
16:AP:68:ASP:C	16:AP:70:ALA:N	2.66	0.47
25:BA:814:C:H41	36:BP:27:HIS:CD2	2.33	0.47
30:BF:45:ARG:HD3	30:BF:97:TYR:CD2	2.50	0.47
22:AV:136:PRO:O	22:AV:138:GLY:N	2.48	0.47
6:CF:50:TYR:O	6:CF:50:TYR:CD2	2.67	0.47
12:AL:87:VAL:HG12	12:AL:89:ASP:CB	2.45	0.47
5:CE:107:ARG:C	5:CE:109:ILE:H	2.17	0.47
28:DD:31:LYS:HZ2	28:DD:102:LYS:HZ2	1.63	0.47
28:DD:35:LYS:N	28:DD:36:PRO:CD	2.65	0.47
25:DA:1175:U:C5'	25:DA:1176:G:H8	2.28	0.47
42:BV:35:LEU:HB3	42:BV:37:VAL:CG2	2.36	0.47
42:BV:35:LEU:N	42:BV:35:LEU:HD22	2.29	0.47

Continued on next page...

Continued from previous page...

Atom-1	Atom-2	Interatomic distance (Å)	Clash overlap (Å)
4:AD:119:GLN:HG2	4:AD:123:HIS:NE2	2.28	0.47
25:BA:2299:G:C6	25:BA:2318:G:C8	3.02	0.47
55:D8:33:ASN:HA	55:D8:36:LYS:CD	2.42	0.47
55:D8:37:SER:O	55:D8:39:LYS:N	2.47	0.47
45:BY:20:TYR:CE1	45:BY:42:VAL:HA	2.50	0.47
25:BA:26:G:C6	25:BA:27:G:C2	3.02	0.47
1:AA:1001(A):G:O2'	1:AA:1002:G:H5'	2.15	0.47
25:BA:2846:G:H2'	25:BA:2847:U:O4'	2.15	0.47
22:AV:150:PRO:HG3	22:AV:160:GLN:HE22	1.79	0.47
1:CA:224:C:H2'	1:CA:225:C:C6	2.49	0.47
25:DA:130:C:C2'	25:DA:131:G:H5''	2.38	0.47
4:CD:157:LEU:O	4:CD:158:ILE:C	2.53	0.47
1:CA:877:C:OP1	8:CH:88:LYS:CE	2.63	0.47
18:CR:65:ILE:O	18:CR:66:LEU:C	2.53	0.47
25:BA:2336:A:H61	47:B0:42:THR:HG21	1.79	0.47
25:DA:2637:U:C2	25:DA:2782:G:N2	2.82	0.47
22:AV:23:VAL:CG2	22:AV:24:GLU:HG2	2.37	0.47
25:DA:2808:U:H5'	25:DA:2808:U:H6	1.80	0.47
25:DA:148:C:H5'	25:DA:149:A:P	2.55	0.47
25:BA:2166:G:C5	25:BA:2167:U:C5	3.02	0.47
1:CA:990:C:H2'	1:CA:991:U:C1'	2.45	0.47
25:BA:1885:A:H2'	25:BA:1886:C:H5'	1.95	0.47
35:BO:45:GLU:HA	35:BO:54:GLU:CG	2.44	0.47
1:CA:179:A:C4	1:CA:180:U:C5	3.03	0.47
38:BR:78:LYS:HG3	38:BR:82:GLU:OE2	2.14	0.47
1:CA:521:G:O2'	1:CA:522:C:H5'	2.15	0.47
30:BF:136:THR:O	30:BF:140:LEU:HB2	2.15	0.47
30:BF:140:LEU:HD12	30:BF:140:LEU:HA	1.76	0.47
11:CK:32:ILE:O	11:CK:32:ILE:HG13	2.15	0.47
31:BG:135:LEU:HD12	31:BG:135:LEU:N	2.30	0.47
27:DC:186:LEU:HD23	27:DC:189:ASN:ND2	2.29	0.47
25:BA:401:A:H2'	25:BA:402:A:H8	1.79	0.47
10:AJ:82:ILE:HG23	10:AJ:86:MET:HE1	1.97	0.47
5:CE:127:ASN:HB3	5:CE:130:ASN:HD22	1.78	0.47
44:DX:24:GLY:O	44:DX:83:VAL:N	2.46	0.47
33:BI:65:ALA:O	33:BI:68:LEU:HB3	2.14	0.47
1:CA:648:A:H2'	1:CA:649:G:H8	1.79	0.47
41:DU:34:LYS:HA	41:DU:34:LYS:CE	2.44	0.47
25:BA:1655:A:H3'	25:BA:1656:C:H6	1.78	0.47
8:AH:106:GLY:O	8:AH:108:GLY:N	2.48	0.47
12:AL:76:GLU:O	12:AL:77:HIS:ND1	2.48	0.47

Continued on next page...

Continued from previous page...

Atom-1	Atom-2	Interatomic distance (Å)	Clash overlap (Å)
35:BO:40:VAL:CG1	35:BO:41:ALA:N	2.77	0.47
25:DA:1906:G:O2'	25:DA:1907:G:H5'	2.15	0.47
25:BA:1215:G:C2'	25:BA:1216:G:H5'	2.44	0.47
52:D5:6:VAL:CG2	52:D5:7:PRO:HD2	2.44	0.47
1:CA:243:A:O2'	1:CA:244:U:OP2	2.26	0.47
25:BA:2300:G:H1	25:BA:2316:C:N4	2.09	0.47
27:DC:212:SER:HB3	27:DC:224:ARG:NE	2.30	0.47
33:BI:56:LYS:O	33:BI:56:LYS:HG3	2.14	0.47
15:AO:3:ILE:HG22	15:AO:38:ARG:NE	2.30	0.47
25:BA:863:A:H2'	25:BA:864:G:C8	2.50	0.47
12:CL:87:VAL:O	12:CL:89:ASP:N	2.48	0.47
29:BE:2:LYS:CE	29:BE:95:ILE:O	2.63	0.47
41:BU:34:LYS:CA	41:BU:34:LYS:HE2	2.45	0.47
53:D6:11:LEU:O	53:D6:24:GLU:N	2.48	0.47
52:B5:16:ARG:C	52:B5:18:ALA:N	2.67	0.47
7:CG:59:LEU:O	7:CG:59:LEU:HD23	2.15	0.47
1:CA:918:A:H2'	1:CA:919:A:O4'	2.15	0.47
1:AA:986:A:H2'	1:AA:987:G:H8	1.79	0.47
15:AO:53:HIS:O	15:AO:56:LEU:HB3	2.14	0.47
25:DA:214:G:H1'	25:DA:216:A:O2'	2.14	0.47
25:DA:1474:C:H2'	25:DA:1475:G:C1'	2.44	0.47
25:BA:1789:A:OP1	28:BD:221:VAL:HA	2.13	0.47
3:CC:22:TRP:CZ3	3:CC:24:ALA:HB2	2.50	0.47
41:DU:14:HIS:O	41:DU:15:LYS:C	2.52	0.47
19:CS:53:ASN:HD21	19:CS:55:LYS:HB3	1.78	0.47
20:AT:94:ALA:O	20:AT:95:ALA:CB	2.63	0.47
1:AA:883:C:O2'	1:AA:884:U:H5'	2.14	0.47
46:BZ:2:TYR:O	46:BZ:57:VAL:HG23	2.13	0.47
43:BW:89:ALA:O	43:BW:90:ARG:HB2	2.14	0.47
29:BE:66:HIS:C	29:BE:66:HIS:CD2	2.87	0.47
25:BA:1243:G:C6	25:BA:1244:G:C5	3.02	0.47
4:AD:80:GLU:O	4:AD:84:LYS:HE2	2.15	0.47
15:CO:3:ILE:HG21	15:CO:34:LEU:HD21	1.97	0.47
33:DI:25:TYR:O	33:DI:29:TYR:HB3	2.15	0.47
46:DZ:61:PRO:C	46:DZ:63:GLY:H	2.17	0.47
5:CE:84:PHE:CB	5:CE:134:ALA:HB2	2.44	0.47
8:CH:36:LEU:O	8:CH:45:ILE:HD11	2.15	0.47
25:BA:2193:G:H5'	25:BA:2193:G:H8	1.79	0.47
13:AM:120:LYS:HD3	13:AM:121:LYS:N	2.30	0.47
25:DA:964:C:C3'	25:DA:965:C:H5''	2.45	0.47
25:BA:2654:A:N1	25:BA:2665:A:H5''	2.30	0.47

Continued on next page...

Continued from previous page...

Atom-1	Atom-2	Interatomic distance (Å)	Clash overlap (Å)
25:BA:2624:G:O2'	25:BA:2625:G:H5'	2.14	0.47
25:DA:1363:C:O2'	25:DA:1809:A:N3	2.43	0.47
1:CA:950:U:H2'	1:CA:951:G:C8	2.50	0.47
29:BE:6:GLY:HA2	29:BE:28:ALA:HA	1.95	0.47
26:BB:60:C:H2'	26:BB:61:G:H8	1.79	0.47
25:DA:2761:G:N3	25:DA:2761:G:H2'	2.30	0.47
46:DZ:116:LEU:HD23	46:DZ:116:LEU:C	2.34	0.47
29:DE:29:GLY:HA2	29:DE:180:ASN:CB	2.45	0.47
15:CO:41:GLU:HA	15:CO:44:LYS:HE2	1.95	0.47
28:DD:137:PRO:O	28:DD:140:THR:OG1	2.28	0.47
25:DA:2361:A:OP1	55:D8:27:THR:HG23	2.15	0.47
37:BQ:75:THR:CG2	37:BQ:76:LYS:N	2.76	0.47
25:DA:454:A:H4'	25:DA:455:C:OP2	2.13	0.47
25:BA:2523:G:N3	25:BA:2764:A:O2'	2.47	0.47
25:BA:1232:G:C6	25:BA:1233:C:C4	3.02	0.47
40:DT:105:LEU:HD23	40:DT:105:LEU:HA	1.74	0.47
26:BB:95:C:H2'	26:BB:96:U:C6	2.50	0.47
31:BG:105:LYS:NZ	51:B4:52:SER:HB3	2.30	0.47
25:DA:594:U:H2'	25:DA:595:C:C6	2.50	0.47
13:CM:62:ASN:O	13:CM:63:THR:C	2.53	0.47
25:BA:254:G:N7	55:B8:5:LYS:HE2	2.30	0.47
39:BS:101:LEU:HD13	39:BS:101:LEU:N	2.30	0.47
9:AI:104:ARG:HH11	9:AI:104:ARG:HG2	1.80	0.47
42:DV:19:LYS:HE2	42:DV:20:LEU:H	1.79	0.47
25:DA:2103:C:H2'	25:DA:2104:G:H5"	1.97	0.47
25:BA:1106:G:N3	25:BA:1107:G:N7	2.62	0.47
1:CA:947:G:H2'	1:CA:948:C:C6	2.50	0.47
9:CI:54:ASP:O	9:CI:56:LEU:N	2.42	0.47
1:CA:1372:U:OP1	9:CI:72:GLY:N	2.48	0.47
41:BU:61:TRP:CZ2	41:BU:94:ASN:OD1	2.66	0.47
41:BU:68:ALA:C	41:BU:70:ARG:N	2.68	0.47
31:DG:139:LEU:CD2	31:DG:139:LEU:N	2.72	0.47
1:AA:1316:G:C2'	1:AA:1317:C:H5"	2.44	0.47
1:AA:1316:G:N1	1:AA:1319:A:OP2	2.43	0.47
1:AA:344:A:O2'	1:AA:345:C:OP1	2.29	0.47
30:DF:25:PRO:HG3	30:DF:119:ARG:CA	2.45	0.47
45:BY:13:VAL:HG21	45:BY:72:VAL:HG13	1.96	0.47
10:AJ:6:ILE:CG1	10:AJ:72:VAL:O	2.63	0.47
27:BC:71:LYS:C	27:BC:73:VAL:N	2.66	0.47
53:B6:20:ASN:CG	53:B6:21:TYR:N	2.68	0.47
20:CT:13:LEU:CD1	20:CT:17:ARG:HH21	2.24	0.47

Continued on next page...

Continued from previous page...

Atom-1	Atom-2	Interatomic distance (Å)	Clash overlap (Å)
55:B8:32:LEU:CB	55:B8:36:LYS:NZ	2.71	0.47
40:BT:19:LEU:HD22	40:BT:85:LYS:CB	2.43	0.47
1:CA:1299:A:C5	1:CA:1301:U:C2	3.03	0.47
43:DW:71:VAL:HA	43:DW:107:LEU:HD12	1.97	0.47
25:BA:655:A:P	25:BA:655:A:H3'	2.54	0.47
10:CJ:63:PHE:CB	14:CN:58:LYS:HA	2.44	0.47
40:DT:100:TYR:O	40:DT:101:PHE:C	2.53	0.47
42:BV:18:LEU:CG	42:BV:19:LYS:N	2.74	0.47
49:D2:57:ILE:HG22	49:D2:61:LEU:HD11	1.97	0.47
15:CO:29:VAL:O	15:CO:30:ALA:C	2.53	0.47
40:DT:8:LYS:O	40:DT:11:GLU:CD	2.53	0.47
33:BI:48:GLU:O	33:BI:50:ARG:N	2.48	0.47
30:BF:36:VAL:HG11	30:BF:183:VAL:CG1	2.44	0.47
47:D0:36:ILE:CD1	47:D0:58:THR:HG23	2.42	0.47
22:AV:135:THR:HG22	22:AV:167:PRO:HD3	1.96	0.47
25:DA:245:G:O6	55:D8:8:LYS:NZ	2.47	0.47
25:DA:247:G:N7	25:DA:249:C:C2	2.83	0.47
1:AA:838:G:C2	1:AA:849:C:C2	3.02	0.47
45:DY:17:SER:CB	45:DY:71:LYS:HD2	2.40	0.47
1:CA:1309:G:O2'	13:CM:77:ASN:ND2	2.48	0.47
18:AR:50:ILE:HG23	18:AR:70:ILE:CD1	2.44	0.47
25:DA:2483:C:H2'	25:DA:2484:G:O4'	2.15	0.47
25:DA:1889:A:N1	25:DA:2234:G:H1'	2.29	0.47
6:CF:22:GLU:O	6:CF:25:ILE:HB	2.15	0.47
1:CA:224:C:O2'	1:CA:225:C:H5'	2.15	0.47
6:CF:99:ALA:HB2	18:CR:31:LEU:HD13	1.97	0.47
18:CR:53:ARG:NH2	18:CR:60:ALA:N	2.63	0.47
1:CA:1162:C:H42	1:CA:1174:G:H1	1.62	0.47
4:CD:150:GLU:N	4:CD:150:GLU:OE1	2.48	0.47
4:CD:158:ILE:HG22	4:CD:181:MET:HE1	1.96	0.47
17:AQ:93:GLN:HA	17:AQ:96:GLU:OE1	2.14	0.47
1:CA:662:G:O2'	1:CA:836:G:H5''	2.14	0.47
28:DD:226:MET:HB3	28:DD:230:ASP:HB2	1.97	0.47
12:AL:24:LEU:HD23	12:AL:59:SER:CB	2.44	0.47
4:AD:101:LEU:HD21	4:AD:133:VAL:HB	1.96	0.47
25:BA:705:A:C8	25:BA:727:A:C2	3.03	0.47
25:BA:1111:A:H2'	25:BA:1112:G:O4'	2.15	0.47
25:BA:601:C:OP1	30:BF:108:LYS:NZ	2.42	0.47
32:DH:113:VAL:CG1	32:DH:114:VAL:N	2.77	0.47
27:DC:181:PHE:HB2	27:DC:186:LEU:CD1	2.45	0.47
27:BC:7:ARG:HH11	27:BC:7:ARG:HG3	1.79	0.47

Continued on next page...

Continued from previous page...

Atom-1	Atom-2	Interatomic distance (Å)	Clash overlap (Å)
25:BA:640:C:O2	25:BA:649:G:C2	2.68	0.47
46:BZ:10:GLU:HB2	46:BZ:12:GLU:CD	2.35	0.47
48:B1:95:LEU:C	48:B1:97:LEU:H	2.17	0.47
44:DX:24:GLY:HA2	44:DX:83:VAL:HG23	1.96	0.47
25:BA:2364:C:H2'	25:BA:2365:G:H5'	1.97	0.47
25:BA:289:A:H61	25:BA:351:G:H1'	1.80	0.47
27:BC:60:ARG:NE	27:BC:143:ALA:HB2	2.30	0.47
28:BD:12:SER:O	28:BD:14:ARG:N	2.48	0.47
13:AM:88:ARG:HA	13:AM:98:VAL:CG1	2.45	0.47
7:AG:5:ARG:N	7:AG:5:ARG:HD2	2.30	0.47
34:DN:56:ASN:C	34:DN:56:ASN:ND2	2.67	0.47
49:B2:64:LEU:C	49:B2:64:LEU:HD23	2.34	0.47
11:CK:24:SER:OG	11:CK:25:TYR:N	2.47	0.47
10:CJ:45:ARG:CB	10:CJ:65:LEU:HB3	2.44	0.47
25:DA:806:C:H2'	25:DA:807:U:H6	1.80	0.47
25:BA:1448:G:HO2'	25:BA:1528(A):A:H61	1.61	0.47
1:AA:1381:U:N1	7:AG:156:TRP:HZ3	2.13	0.47
4:CD:202:LEU:O	4:CD:205:GLU:HB2	2.15	0.47
25:BA:33:U:HO2'	25:BA:454:A:H2	1.60	0.47
7:AG:64:GLN:HG2	7:AG:128:ALA:HB1	1.97	0.47
25:BA:960:A:H4'	25:BA:2457:U:H4'	1.96	0.47
25:DA:1839:G:H8	25:DA:1839:G:H5'	1.80	0.47
26:BB:60:C:H2'	26:BB:61:G:C8	2.49	0.47
25:BA:719:C:H2'	25:BA:720:C:C6	2.50	0.47
27:DC:201:LYS:NZ	27:DC:205:ALA:HB3	2.30	0.47
1:CA:1530:G:HO2'	1:CA:1531:A:H8	1.61	0.47
11:AK:21:ILE:N	11:AK:21:ILE:HD12	2.30	0.47
25:DA:830:G:H4'	25:DA:831:G:OP2	2.14	0.47
25:DA:566:U:H2'	25:DA:567:A:O4'	2.15	0.47
8:CH:80:ILE:HG22	8:CH:80:ILE:O	2.14	0.47
37:BQ:21:THR:O	37:BQ:23:GLY:N	2.48	0.47
22:CV:2:ILE:O	22:CV:60:LEU:N	2.44	0.47
25:BA:1994:C:O2'	25:BA:1995:U:H5'	2.15	0.47
25:BA:248:G:O5'	25:BA:249:C:H5''	2.15	0.47
36:BP:48:PRO:O	36:BP:50:ARG:N	2.48	0.47
32:BH:9:ILE:O	32:BH:10:PRO:C	2.52	0.47
2:CB:212:GLN:O	2:CB:216:SER:HB3	2.15	0.47
2:CB:82:ARG:HA	2:CB:92:TYR:CE2	2.49	0.47
41:DU:61:TRP:C	41:DU:63:VAL:N	2.67	0.47
19:CS:11:VAL:HG13	19:CS:11:VAL:O	2.15	0.47
25:BA:2177:C:O2'	25:BA:2178:C:H5'	2.15	0.47

Continued on next page...

Continued from previous page...

Atom-1	Atom-2	Interatomic distance (Å)	Clash overlap (Å)
42:BV:45:THR:CG2	42:BV:45:THR:O	2.63	0.47
25:DA:2307:G:N3	25:DA:2307:G:H5''	2.30	0.47
19:AS:10:PHE:CE1	19:AS:39:THR:OG1	2.68	0.47
19:AS:41:VAL:HG13	19:AS:42:PRO:HD2	1.96	0.47
45:DY:27:VAL:HG12	45:DY:29:GLU:OE1	2.15	0.47
45:DY:27:VAL:HG12	45:DY:29:GLU:CD	2.35	0.47
1:AA:186:C:H2'	1:AA:187:C:H6	1.76	0.47
30:DF:20:LEU:O	30:DF:21:ALA:O	2.32	0.47
30:DF:28:ILE:CG1	30:DF:119:ARG:NH2	2.76	0.47
30:DF:9:ILE:HG22	30:DF:9:ILE:O	2.15	0.47
25:DA:452:G:H5'	30:DF:59:TYR:CE1	2.50	0.47
25:BA:1389:G:C6	25:BA:1398:C:N4	2.83	0.47
1:AA:1136:U:H5''	1:AA:1137:C:C5	2.50	0.47
1:AA:1065:U:H4'	1:AA:1066:C:H5''	1.97	0.47
25:DA:2401:U:OP1	53:D6:19:ARG:NH2	2.47	0.47
36:DP:58:THR:O	36:DP:61:ARG:CD	2.63	0.47
46:BZ:94:PRO:CB	46:BZ:126:LYS:HG2	2.45	0.47
29:BE:74:PRO:O	29:BE:75:VAL:O	2.33	0.47
1:AA:426:G:C6	1:AA:427:U:C4	3.03	0.47
4:AD:62:GLN:NE2	4:AD:65:ARG:NE	2.51	0.47
40:DT:16:ARG:HD2	40:DT:18:ASP:OD2	2.14	0.47
25:BA:2756:U:H1'	25:BA:2757:A:H5''	1.97	0.47
5:CE:50:GLU:HB3	5:CE:53:LEU:HD13	1.96	0.47
40:DT:25:GLY:O	40:DT:26:ASP:CB	2.63	0.47
40:DT:89:VAL:CG1	40:DT:91:ARG:HG3	2.40	0.47
25:BA:1778:U:H2'	25:BA:1784:A:H62	1.80	0.47
37:BQ:29:PHE:N	37:BQ:105:GLU:OE2	2.47	0.47
37:BQ:50:ALA:O	37:BQ:54:MET:HB2	2.15	0.47
36:DP:83:VAL:HG23	36:DP:105:LEU:HD12	1.97	0.47
36:DP:85:LEU:HA	36:DP:88:LEU:CD2	2.40	0.47
47:D0:44:ARG:HG2	47:D0:44:ARG:HH11	1.79	0.47
25:DA:1308:A:H2'	25:DA:1309:G:O4'	2.15	0.47
39:DS:17:ARG:O	39:DS:18:ILE:C	2.53	0.47
39:DS:89:ARG:C	39:DS:92:TYR:HB3	2.36	0.47
25:BA:2230:G:H1'	48:B1:45:ASN:CB	2.45	0.47
36:BP:35:HIS:O	36:BP:36:LYS:CB	2.63	0.47
25:BA:2512:C:H5''	29:BE:122:PHE:CD2	2.50	0.47
22:AV:134:ASP:O	22:AV:135:THR:HG22	2.15	0.47
6:CF:82:ARG:O	6:CF:84:ASN:N	2.48	0.47
12:AL:29:PHE:HA	12:AL:82:ILE:O	2.14	0.47
5:CE:113:ALA:HB3	5:CE:115:VAL:HG23	1.97	0.47

Continued on next page...

Continued from previous page...

Atom-1	Atom-2	Interatomic distance (Å)	Clash overlap (Å)
25:DA:1565:C:H42	25:DA:1568:G:H1	1.63	0.47
25:BA:1114:G:H2'	25:BA:1115:G:O4'	2.15	0.47
20:AT:26:ASN:HA	20:AT:29:LYS:HE3	1.96	0.47
51:D4:62:CYS:SG	51:D4:64:LYS:HB2	2.55	0.47
4:AD:3:ARG:NE	4:AD:5:ILE:HD11	2.30	0.47
25:BA:2317:C:H2'	25:BA:2318:G:C5'	2.38	0.47
32:DH:44:VAL:O	32:DH:46:GLU:OE2	2.32	0.47
55:D8:33:ASN:H	55:D8:33:ASN:ND2	2.12	0.47
45:BY:17:SER:HB2	45:BY:71:LYS:HD2	1.97	0.47
25:DA:19:C:H2'	25:DA:20:C:H6	1.80	0.47
26:DB:87:G:C2'	26:DB:88:C:H5''	2.45	0.47
16:CP:11:SER:HB2	16:CP:14:ASN:HB3	1.97	0.47
25:BA:285:C:H2'	25:BA:286:C:C5'	2.38	0.47
25:BA:2359:C:O4'	55:B8:52:LYS:HE3	2.15	0.47
1:CA:663:A:H5''	18:CR:61:LYS:HE3	1.97	0.47
30:BF:132:VAL:CG2	30:BF:133:ASN:N	2.76	0.47
25:DA:174:C:O2	25:DA:174:C:H2'	2.15	0.47
5:CE:18:ARG:HG2	5:CE:25:ARG:O	2.14	0.47
38:DR:48:VAL:HG12	38:DR:52:ILE:HG12	1.96	0.47
38:DR:48:VAL:O	38:DR:51:LEU:N	2.48	0.47
25:DA:1779:U:H5	25:DA:1784:A:C8	2.33	0.47
25:DA:1784:A:H4'	25:DA:1785:A:C5'	2.45	0.47
18:CR:36:ASN:O	18:CR:38:GLU:N	2.47	0.47
29:DE:9:VAL:HG22	29:DE:25:VAL:HB	1.96	0.47
12:AL:21:VAL:HG12	12:AL:23:ALA:CB	2.45	0.47
29:BE:111:ARG:HD2	29:BE:160:TYR:HE1	1.80	0.47
30:BF:170:LEU:HA	30:BF:171:PRO:HD3	1.74	0.47
25:BA:2863:C:O2'	25:BA:2864:G:H5'	2.15	0.47
40:BT:118:ARG:HA	40:BT:121:ILE:CB	2.44	0.47
8:CH:39:LEU:HD23	8:CH:111:ILE:HD11	1.96	0.47
7:CG:49:ILE:HG22	7:CG:53:LYS:CG	2.40	0.47
32:BH:103:LEU:HD21	32:BH:115:VAL:HB	1.97	0.47
32:BH:91:GLY:HA2	32:BH:160:LYS:HB2	1.96	0.47
31:DG:99:MET:O	31:DG:100:TRP:C	2.53	0.47
1:CA:429:U:H1'	1:CA:430:A:H5''	1.96	0.47
28:BD:142:VAL:HG23	28:BD:192:THR:O	2.15	0.47
25:BA:79:G:N3	25:BA:346:A:C2	2.83	0.47
27:BC:62:THR:HG22	27:BC:163:GLU:HA	1.97	0.47
29:BE:1:MET:N	29:BE:1:MET:SD	2.71	0.47
1:CA:601:C:H2'	1:CA:602:A:H8	1.78	0.47
25:DA:572:A:C2	25:DA:2033:A:C2	3.03	0.47

Continued on next page...

Continued from previous page...

Atom-1	Atom-2	Interatomic distance (Å)	Clash overlap (Å)
25:DA:2286:A:C5	25:DA:2346:A:C2	3.03	0.47
25:DA:2777:G:H5''	25:DA:2778:A:H5'	1.95	0.47
23:CW:50:U:H6	23:CW:50:U:OP2	1.98	0.47
1:CA:715:A:O2'	1:CA:716:A:H5'	2.15	0.47
25:BA:1432:C:O2'	25:BA:1433:U:H5'	2.15	0.47
17:AQ:76:LEU:HD21	17:AQ:79:SER:HB2	1.97	0.47
1:AA:1292:U:H2'	1:AA:1293:G:O4'	2.15	0.47
1:AA:189(C):C:O2'	1:AA:189(D):C:H5'	2.15	0.47
25:DA:271:A:N6	25:DA:271(X):G:H1'	2.30	0.47
25:BA:898:C:C2'	25:BA:899:A:H5'	2.44	0.47
20:AT:21:LYS:O	20:AT:25:ARG:HB2	2.15	0.47
25:BA:2667:C:O2	32:BH:109:PHE:HA	2.15	0.47
25:BA:1790:C:H5''	25:BA:1791:A:OP1	2.14	0.47
32:BH:23:ARG:HG3	32:BH:23:ARG:NH1	2.30	0.47
40:DT:73:GLU:OE1	40:DT:103:ARG:NH1	2.47	0.47
43:BW:36:LEU:HD13	43:BW:48:ALA:HA	1.95	0.47
47:D0:15:ASP:CG	47:D0:16:SER:H	2.18	0.47
1:CA:341:C:H2'	1:CA:342:C:H6	1.78	0.47
8:AH:49:GLU:O	8:AH:49:GLU:HG3	2.15	0.47
33:DI:29:TYR:CE1	33:DI:33:ARG:NE	2.83	0.47
46:DZ:63:GLY:O	46:DZ:64:GLN:O	2.32	0.47
47:D0:17:GLN:HG3	47:D0:19:LYS:HE3	1.97	0.47
25:BA:2524:G:H5''	25:BA:2524:G:C8	2.50	0.47
25:BA:2665:A:O2'	25:BA:2666:C:H5'	2.14	0.47
25:BA:719:C:H6	25:BA:719:C:O5'	1.98	0.47
25:DA:269:U:O2	25:DA:269:U:H2'	2.15	0.47
28:DD:126:GLN:HE21	28:DD:126:GLN:HB3	1.48	0.47
25:BA:1013:C:O2'	25:BA:1014:U:H5'	2.15	0.47
25:DA:271(B):C:O2'	25:DA:271(C):C:H5'	2.15	0.47
25:BA:305:U:H2'	25:BA:306:U:C6	2.49	0.47
14:CN:15:LYS:HB3	14:CN:16:PHE:CE2	2.50	0.47
25:DA:474:G:O2'	25:DA:475:U:OP1	2.24	0.47
8:CH:125:ARG:HG3	8:CH:125:ARG:HH11	1.80	0.47
52:D5:32:PRO:O	52:D5:38:ALA:O	2.33	0.47
25:BA:2376:A:H2'	25:BA:2377:A:O4'	2.15	0.47
9:AI:112:LYS:HG3	9:AI:118:LYS:HA	1.96	0.47
25:BA:150:C:H2'	25:BA:151:C:H6	1.79	0.47
34:DN:63:THR:OG1	34:DN:66:LYS:HE2	2.14	0.47
34:DN:67:LEU:HD12	34:DN:67:LEU:H	1.77	0.47
42:DV:3:ALA:HB1	42:DV:38:LEU:HD21	1.97	0.47
32:BH:154:PRO:HB3	32:BH:163:TYR:OH	2.15	0.47

Continued on next page...

Continued from previous page...

Atom-1	Atom-2	Interatomic distance (Å)	Clash overlap (Å)
1:CA:1251:A:H5'	9:CI:12:GLU:OE1	2.15	0.47
21:CU:24:ARG:O	21:CU:25:LYS:HB3	2.15	0.47
41:BU:111:GLU:O	41:BU:112:ARG:C	2.53	0.47
41:BU:92:ARG:NH2	41:BU:95:LEU:CG	2.72	0.47
42:BV:39:LEU:CA	42:BV:47:VAL:HG11	2.45	0.47
13:AM:83:ASP:CG	13:AM:84:ILE:N	2.66	0.47
19:AS:6:LYS:HD2	19:AS:6:LYS:H	1.78	0.47
29:DE:57:LYS:C	29:DE:59:VAL:H	2.18	0.47
3:AC:66:VAL:O	3:AC:66:VAL:HG12	2.15	0.47
30:DF:34:TRP:HE3	30:DF:35:GLU:HG3	1.80	0.47
3:CC:76:VAL:HG12	3:CC:83:ARG:HH22	1.78	0.47
25:DA:160:U:C2'	25:DA:171:G:O5'	2.63	0.47
27:BC:129:GLY:O	27:BC:133:GLY:HA3	2.15	0.47
13:AM:3:ARG:CZ	13:AM:7:VAL:HB	2.45	0.47
53:B6:22:ALA:HB2	53:B6:39:TYR:CE2	2.50	0.47
53:B6:34:LEU:HA	53:B6:51:GLU:OE2	2.15	0.47
28:BD:34:VAL:O	28:BD:35:LYS:CD	2.63	0.47
1:AA:1032:G:H2'	1:AA:1033:G:H8	1.73	0.47
45:BY:51:VAL:HG12	45:BY:52:SER:N	2.30	0.47
46:BZ:127:VAL:HG22	46:BZ:128:SER:H	1.80	0.47
25:DA:276:A:C4	25:DA:276:A:H3'	2.49	0.47
1:CA:1298:C:H4'	1:CA:1299:A:C4	2.50	0.47
25:BA:2481:G:O2'	25:BA:2482:G:P	2.73	0.47
1:AA:1149:C:C4	1:AA:1150:U:C4	3.03	0.47
1:AA:509:A:H5''	4:AD:55:ALA:HB2	1.97	0.47
3:CC:35:GLU:OE2	3:CC:95:THR:HG21	2.13	0.47
25:BA:1689:A:N7	25:BA:1698:A:N1	2.63	0.47
8:AH:14:ARG:NH1	8:AH:14:ARG:HB3	2.30	0.47
31:DG:86:MET:O	31:DG:87:PRO:O	2.33	0.47
45:DY:81:LYS:O	45:DY:82:PRO:O	2.33	0.47
36:DP:83:VAL:H	36:DP:115:LEU:CD2	2.26	0.47
25:DA:2334:G:H21	39:DS:18:ILE:HG12	1.80	0.47
30:DF:161:GLU:O	30:DF:165:ARG:HG3	2.15	0.47
1:CA:1030:C:H2'	1:CA:1030(A):G:C5'	2.32	0.47
25:BA:590:A:H2'	25:BA:591:C:C6	2.50	0.47
20:CT:90:GLN:O	20:CT:91:LEU:HD23	2.15	0.47
1:CA:266:G:H4'	1:CA:267:C:C5	2.50	0.47
25:BA:2124:G:H22	27:BC:219:MET:HE3	1.80	0.47
1:AA:718:G:C1'	11:AK:116:HIS:HA	2.45	0.47
25:BA:27:G:O2'	25:BA:28:A:C8	2.68	0.47
50:D3:1:MET:HG3	50:D3:44:ARG:NH2	2.29	0.47

Continued on next page...

Continued from previous page...

Atom-1	Atom-2	Interatomic distance (Å)	Clash overlap (Å)
25:DA:2225:A:H4'	25:DA:2226:C:C6	2.50	0.47
20:CT:48:LYS:HD3	20:CT:48:LYS:HA	1.69	0.47
20:CT:48:LYS:O	20:CT:52:ALA:CB	2.63	0.47
25:DA:1666:G:H2'	25:DA:1667:G:H5'	1.96	0.47
4:CD:153:ARG:HA	4:CD:158:ILE:HG21	1.97	0.47
37:DQ:63:LYS:HA	46:DZ:177:GLU:CD	2.34	0.47
20:AT:44:ALA:CB	20:AT:88:VAL:HG13	2.39	0.47
25:BA:1884:A:O2'	25:BA:1885:A:H5''	2.13	0.47
12:AL:25:LYS:C	12:AL:27:ALA:N	2.68	0.47
48:D1:41:ARG:HD3	48:D1:43:TYR:CE2	2.49	0.47
25:DA:1448:G:N3	25:DA:1528(A):A:H2	2.13	0.47
32:DH:40:GLU:O	32:DH:41:MET:HB2	2.16	0.47
19:AS:14:HIS:O	19:AS:18:LYS:HB3	2.14	0.47
40:BT:118:ARG:HA	40:BT:121:ILE:CG2	2.45	0.47
25:DA:1257:C:H4'	30:DF:83:PHE:CD2	2.50	0.47
40:BT:38:ASN:O	40:BT:39:ARG:C	2.53	0.47
1:AA:999:C:H2'	1:AA:1000:U:C5	2.49	0.47
36:DP:46:LYS:HG2	36:DP:52:GLU:CG	2.45	0.47
40:BT:12:SER:C	40:BT:14:TYR:N	2.64	0.47
48:D1:19:GLN:CB	48:D1:35:THR:HG23	2.44	0.47
48:B1:80:LEU:HD22	48:B1:82:LEU:HD13	1.96	0.47
25:BA:851:U:P	50:B3:49:LYS:HZ1	2.37	0.47
38:BR:54:LEU:HD23	38:BR:66:VAL:CG2	2.45	0.47
1:AA:436:C:H2'	1:AA:437:U:H6	1.80	0.47
1:AA:1457:G:O2'	1:AA:1458:G:H5'	2.14	0.47
1:AA:1216:G:H2'	1:AA:1217:C:H6	1.77	0.47
25:DA:525:U:O2'	25:DA:526:A:H5'	2.14	0.47
8:CH:28:ALA:HA	8:CH:59:LEU:HD11	1.96	0.47
8:AH:116:LYS:O	8:AH:119:LEU:HD21	2.15	0.47
40:BT:130:ALA:O	40:BT:132:LYS:HG3	2.14	0.47
45:BY:35:TYR:CE2	45:BY:69:ALA:HB3	2.50	0.47
18:AR:36:ASN:HD21	18:AR:39:VAL:HB	1.79	0.47
25:BA:1683:C:H2'	25:BA:1684:C:C6	2.49	0.47
37:DQ:104:PHE:O	37:DQ:105:GLU:HB3	2.14	0.47
1:AA:645:C:O2'	1:AA:646:U:H5'	2.14	0.47
4:AD:68:TYR:N	4:AD:68:TYR:CD1	2.82	0.47
25:DA:1469:A:O2'	25:DA:1470:G:H5'	2.15	0.47
25:DA:832:G:H21	36:DP:53:GLY:HA3	1.80	0.47
4:AD:98:GLU:HA	4:AD:103:ASN:ND2	2.29	0.47
46:BZ:70:VAL:HG22	46:BZ:87:PHE:CE2	2.50	0.47
1:AA:1472:U:O2'	1:AA:1473:A:H5'	2.14	0.47

Continued on next page...

Continued from previous page...

Atom-1	Atom-2	Interatomic distance (Å)	Clash overlap (Å)
43:DW:52:GLU:C	43:DW:54:ALA:H	2.18	0.47
46:DZ:61:PRO:O	46:DZ:63:GLY:N	2.43	0.47
1:AA:994:A:H2'	1:AA:995:C:H6	1.80	0.47
25:BA:1788:C:OP1	28:BD:222:ARG:NH2	2.48	0.47
25:BA:1627:G:C2'	25:BA:1628:G:H5'	2.45	0.47
25:DA:2352:A:H2'	25:DA:2353:G:O4'	2.15	0.47
1:CA:363:A:C6	12:CL:28:PRO:HD2	2.50	0.47
5:CE:143:ARG:HG3	5:CE:143:ARG:HH11	1.80	0.47
25:BA:203:C:H2'	25:BA:204:A:OP1	2.15	0.47
12:CL:36:VAL:O	12:CL:53:ALA:HA	2.14	0.47
44:DX:10:ALA:HB1	44:DX:11:PRO:HD2	1.96	0.47
27:BC:93:ASP:HB2	27:BC:94:TYR:CD2	2.49	0.47
9:AI:53:VAL:CG2	9:AI:54:ASP:H	2.13	0.46
25:DA:1022:G:O2'	25:DA:1023:U:OP2	2.33	0.46
41:DU:91:ASP:OD2	41:DU:96:ALA:HB2	2.15	0.46
42:DV:24:LYS:HA	42:DV:92:THR:HG23	1.98	0.46
44:DX:80:ILE:HD13	44:DX:80:ILE:C	2.33	0.46
25:BA:773:U:O2'	28:BD:48:ARG:HD3	2.15	0.46
1:CA:1233:G:OP2	9:CI:124:GLN:HG3	2.15	0.46
7:CG:26:PHE:CZ	7:CG:30:ILE:HD11	2.51	0.46
31:DG:141:PHE:O	31:DG:144:ILE:CG2	2.63	0.46
1:AA:1322:C:O2'	1:AA:1323:G:H5'	2.15	0.46
3:AC:74:GLY:HA2	3:AC:77:ILE:CD1	2.45	0.46
30:DF:118:ALA:HA	30:DF:123:LEU:CB	2.41	0.46
31:BG:43:LEU:HB2	31:BG:88:ILE:CD1	2.45	0.46
25:DA:1567:A:C5	28:DD:84:TYR:CE2	3.03	0.46
55:D8:46:ARG:NH1	55:D8:46:ARG:HG2	2.29	0.46
25:BA:1593:G:H2'	25:BA:1594:G:C5'	2.44	0.46
20:CT:25:ARG:HG3	20:CT:25:ARG:HH11	1.80	0.46
45:BY:53:PRO:O	45:BY:55:TYR:N	2.48	0.46
16:CP:75:ARG:C	16:CP:77:ALA:H	2.19	0.46
29:BE:50:GLY:HA2	29:BE:78:LEU:HB3	1.97	0.46
13:AM:14:ARG:HB2	13:AM:16:ASP:OD2	2.14	0.46
35:BO:4:PRO:O	35:BO:5:GLN:CB	2.62	0.46
1:AA:786:G:H2'	1:AA:787:A:O4'	2.15	0.46
40:DT:16:ARG:HD2	40:DT:18:ASP:OD1	2.14	0.46
22:CV:3:SER:OG	22:CV:4:VAL:N	2.47	0.46
3:CC:94:LEU:HD12	3:CC:95:THR:H	1.79	0.46
9:CI:49:PRO:HA	9:CI:101:PHE:HE1	1.78	0.46
42:BV:24:LYS:HA	42:BV:92:THR:HG23	1.97	0.46
25:DA:271(H):G:H2'	25:DA:271(I):G:O4'	2.15	0.46

Continued on next page...

Continued from previous page...

Atom-1	Atom-2	Interatomic distance (Å)	Clash overlap (Å)
25:BA:1021:A:C3'	25:BA:1021:A:C8	2.98	0.46
1:AA:975:A:O2'	14:AN:32:SER:HA	2.16	0.46
40:DT:10:VAL:C	40:DT:12:SER:H	2.17	0.46
33:BI:50:ARG:C	33:BI:52:ARG:N	2.68	0.46
45:DY:75:ILE:HG12	45:DY:79:CYS:CA	2.33	0.46
36:DP:115:LEU:HD23	36:DP:115:LEU:N	2.30	0.46
36:BP:6:LEU:HD12	36:BP:9:ASN:ND2	2.30	0.46
47:D0:27:GLU:H	47:D0:69:PHE:HE1	1.63	0.46
25:DA:320:A:C2'	30:DF:136:THR:HG21	2.43	0.46
1:AA:1206:G:O4'	3:AC:194:GLY:CA	2.63	0.46
1:CA:1030(A):G:O2'	1:CA:1031:G:N2	2.47	0.46
10:CJ:8:LEU:CB	10:CJ:70:ARG:HB3	2.43	0.46
25:DA:2162:G:H5''	25:DA:2172:U:O2'	2.15	0.46
1:AA:551:U:O2'	12:AL:83:ARG:HD2	2.15	0.46
25:DA:2124:G:C5'	27:DC:175:PRO:HD3	2.45	0.46
25:DA:2174:C:H1'	27:DC:219:MET:HE3	1.97	0.46
1:CA:255:G:O6	1:CA:266:G:O6	2.34	0.46
29:BE:154:LYS:HE3	29:BE:154:LYS:CA	2.30	0.46
20:AT:26:ASN:HB2	20:AT:71:THR:CG2	2.42	0.46
31:BG:72:ARG:NH1	31:BG:72:ARG:HG2	2.30	0.46
11:CK:82:VAL:N	11:CK:107:SER:O	2.47	0.46
36:DP:27:HIS:HD2	36:DP:28:GLY:N	2.13	0.46
50:D3:2:PRO:O	50:D3:39:ASP:HB3	2.14	0.46
25:DA:1125:G:C6	25:DA:1126:A:N6	2.83	0.46
25:BA:1719:G:C6	25:BA:1720:U:C4	3.03	0.46
6:AF:11:ASN:OD1	6:AF:13:ASN:ND2	2.48	0.46
25:DA:1666:G:O2'	25:DA:1667:G:H5'	2.15	0.46
1:AA:1101:A:O2'	1:AA:1102:A:OP2	2.30	0.46
25:BA:1751:C:C2'	25:BA:1752:C:H5'	2.45	0.46
38:BR:53:HIS:O	38:BR:53:HIS:ND1	2.49	0.46
25:DA:2785:C:O2'	25:DA:2786:U:H5'	2.16	0.46
1:AA:301:G:H2'	1:AA:302:G:H8	1.80	0.46
25:BA:2197:U:O2'	25:BA:2198:A:H8	1.94	0.46
25:DA:2801(A):A:O3'	25:DA:2802:G:H3'	2.15	0.46
25:BA:2203:U:H1'	28:BD:151:LYS:HE2	1.97	0.46
38:BR:55:ALA:HB3	38:BR:84:ALA:HB2	1.97	0.46
30:DF:36:VAL:HB	30:DF:183:VAL:HG21	1.96	0.46
29:BE:175:VAL:HG12	29:BE:182:LEU:HD13	1.96	0.46
25:DA:2515:C:O2'	25:DA:2516:G:H5'	2.14	0.46
25:DA:942:G:H2'	25:DA:943:U:C5'	2.45	0.46
1:CA:599:C:O2'	1:CA:600:C:H5'	2.15	0.46

Continued on next page...

Continued from previous page...

Atom-1	Atom-2	Interatomic distance (Å)	Clash overlap (Å)
25:DA:872:A:C6	25:DA:906:G:C2	3.03	0.46
8:CH:18:ARG:HA	8:CH:78:GLN:OE1	2.15	0.46
40:BT:70:VAL:CG1	40:BT:71:GLY:N	2.75	0.46
49:D2:34:GLU:O	49:D2:38:GLN:HG2	2.16	0.46
25:BA:2063:C:C4	25:BA:2064:C:C4	3.03	0.46
25:DA:516:C:H2'	25:DA:517:C:H5'	1.97	0.46
56:B9:17:ILE:HB	56:B9:26:ILE:HD13	1.97	0.46
4:CD:88:VAL:HG22	5:CE:96:PRO:HB2	1.97	0.46
27:DC:165:ARG:HH11	27:DC:165:ARG:HG3	1.79	0.46
15:AO:43:LEU:HD11	15:AO:53:HIS:HA	1.96	0.46
25:DA:1917:U:C2'	25:DA:1918:A:H5'	2.44	0.46
1:AA:364:A:C2	1:AA:365:U:O4	2.68	0.46
4:AD:60:GLU:HG2	4:AD:202:LEU:CG	2.45	0.46
8:AH:35:ILE:HG23	8:AH:111:ILE:HD13	1.97	0.46
1:AA:142:G:H2'	1:AA:143:A:C8	2.50	0.46
31:DG:165:THR:C	31:DG:167:GLU:H	2.19	0.46
1:AA:1403:C:H6	1:AA:1403:C:O5'	1.98	0.46
25:BA:1316:U:O2'	25:BA:1317:A:H5'	2.15	0.46
25:BA:2192:G:H2'	25:BA:2193:G:H5''	1.96	0.46
25:BA:741:G:O2'	25:BA:742:G:H5'	2.14	0.46
8:AH:41:ARG:HH12	8:AH:123:GLU:CD	2.18	0.46
25:BA:1625:C:H2'	25:BA:1626:G:O4'	2.15	0.46
1:CA:754:C:H3'	1:CA:754:C:O2	2.15	0.46
1:AA:562:C:H1'	12:AL:12:ARG:HD2	1.97	0.46
43:DW:62:HIS:O	43:DW:63:ASP:C	2.53	0.46
7:AG:97:GLN:O	7:AG:98:SER:C	2.53	0.46
1:CA:273:A:O2'	1:CA:274:A:H5'	2.14	0.46
4:AD:190:ASP:O	4:AD:194:LEU:HD23	2.14	0.46
37:BQ:79:LEU:HD23	37:BQ:80:GLU:HG3	1.97	0.46
25:DA:1561:G:O2'	25:DA:1562:A:H5'	2.15	0.46
25:BA:2581:G:H2'	25:BA:2581:G:N3	2.30	0.46
25:DA:1644:C:O2	25:DA:1644:C:H2'	2.13	0.46
25:BA:1144:G:H2'	25:BA:1145:C:C6	2.50	0.46
13:CM:99:ARG:O	13:CM:101:GLN:HG3	2.14	0.46
1:CA:507:C:H2'	1:CA:508:C:C5	2.50	0.46
25:DA:1032:A:H2	25:DA:1122:G:H22	1.61	0.46
33:BI:83:ALA:CB	33:BI:88:ILE:HA	2.43	0.46
1:AA:1348:U:O2'	1:AA:1349:A:O5'	2.33	0.46
46:DZ:167:GLU:C	46:DZ:167:GLU:CD	2.74	0.46
46:DZ:24:PRO:O	46:DZ:84:HIS:HA	2.15	0.46
2:CB:155:LEU:CD1	2:CB:157:ARG:H	2.22	0.46

Continued on next page...

Continued from previous page...

Atom-1	Atom-2	Interatomic distance (Å)	Clash overlap (Å)
50:D3:29:ARG:O	50:D3:30:ARG:HG3	2.15	0.46
37:DQ:132:VAL:CB	46:DZ:80:ARG:HH12	2.28	0.46
44:DX:21:PHE:C	44:DX:23:GLU:N	2.68	0.46
25:BA:614(C):A:C8	30:BF:180:GLY:HA3	2.50	0.46
7:CG:127:ALA:HA	7:CG:132:GLY:HA3	1.97	0.46
7:CG:99:LEU:O	7:CG:100:ALA:C	2.53	0.46
20:AT:81:LYS:C	20:AT:83:ARG:N	2.67	0.46
20:AT:86:ARG:HG3	20:AT:86:ARG:NH1	2.30	0.46
25:DA:632:A:H2'	25:DA:633:A:C8	2.51	0.46
25:DA:171:G:C2'	25:DA:172:C:H5'	2.45	0.46
25:DA:171:G:N7	25:DA:172:C:C4	2.83	0.46
36:BP:144:GLU:N	36:BP:145:PRO:CD	2.74	0.46
1:CA:452:A:C5	1:CA:453:A:C5	3.03	0.46
25:DA:275:G:H1'	25:DA:363:G:N2	2.30	0.46
1:AA:510:A:N3	1:AA:543:C:H1'	2.30	0.46
4:AD:59:ARG:NH2	4:AD:62:GLN:HB2	2.30	0.46
22:CV:73:LEU:HD21	22:CV:83:MET:CB	2.43	0.46
22:CV:84:ASP:CG	22:CV:85:LEU:N	2.69	0.46
3:CC:8:ILE:HD12	3:CC:16:ARG:CZ	2.45	0.46
46:DZ:140:VAL:HG23	46:DZ:143:LEU:HD23	1.96	0.46
15:CO:82:ILE:O	15:CO:82:ILE:HD13	2.15	0.46
1:CA:994:A:H61	1:CA:1047:G:H4'	1.80	0.46
37:BQ:29:PHE:CA	37:BQ:105:GLU:OE2	2.64	0.46
37:BQ:64:ILE:CG2	37:BQ:65:PHE:N	2.79	0.46
19:CS:36:ARG:HB3	19:CS:36:ARG:HH11	1.80	0.46
19:CS:44:MET:HE2	19:CS:44:MET:HA	1.95	0.46
34:DN:57:ALA:C	34:DN:58:ASP:O	2.53	0.46
31:BG:76:SER:HB3	31:BG:84:LYS:HA	1.98	0.46
31:BG:76:SER:HA	31:BG:84:LYS:H	1.81	0.46
22:AV:164:PHE:O	22:AV:166:GLU:HG2	2.15	0.46
12:AL:47:SER:O	12:AL:48:ALA:HB2	2.16	0.46
25:DA:1792:G:O2'	25:DA:1793:C:H5'	2.15	0.46
51:B4:59:VAL:O	51:B4:61:VAL:N	2.48	0.46
1:CA:458:C:H42	1:CA:473:G:H1	1.62	0.46
25:BA:1485:G:C8	25:BA:1486:A:N7	2.84	0.46
18:AR:71:LYS:HA	18:AR:74:ARG:HD2	1.96	0.46
37:DQ:47:ILE:C	37:DQ:49:ALA:N	2.60	0.46
25:BA:2816:C:O2	25:BA:2883:A:O2'	2.24	0.46
43:BW:5:ALA:HB2	43:BW:54:ALA:HB2	1.96	0.46
26:BB:40:U:O2'	26:BB:45:A:N6	2.48	0.46
25:BA:93:G:H2'	25:BA:94:C:C6	2.51	0.46

Continued on next page...

Continued from previous page...

Atom-1	Atom-2	Interatomic distance (Å)	Clash overlap (Å)
22:AV:176:ARG:HD3	22:AV:176:ARG:N	2.31	0.46
25:BA:1301:A:C8	25:BA:1303:G:C8	3.02	0.46
25:DA:1278:A:H4'	38:DR:34:ILE:HD12	1.97	0.46
46:BZ:9:ARG:O	46:BZ:35:LYS:HB2	2.15	0.46
22:AV:68:ARG:HB3	22:AV:84:ASP:OD1	2.15	0.46
31:BG:103:LEU:HD23	31:BG:106:LEU:HD23	1.98	0.46
25:DA:1529:G:H3'	25:DA:1530:C:C5	2.50	0.46
37:BQ:46:GLN:O	37:BQ:49:ALA:N	2.48	0.46
25:BA:1045:A:N7	25:BA:1111:A:N6	2.63	0.46
14:AN:9:LYS:HA	14:AN:12:ARG:HD3	1.96	0.46
25:BA:638:G:H2'	25:BA:639:U:H6	1.79	0.46
1:CA:1260:C:O2'	1:CA:1283:G:H4'	2.14	0.46
24:CX:3:A:H2'	24:CX:4:U:C6	2.50	0.46
4:CD:192:GLU:HG3	4:CD:193:ASP:N	2.30	0.46
31:BG:22:ARG:HG2	31:BG:22:ARG:HH11	1.81	0.46
27:BC:6:LYS:CB	27:BC:6:LYS:HZ2	2.28	0.46
25:DA:292:C:H6	25:DA:292:C:OP2	1.99	0.46
1:AA:858:G:O2'	1:AA:859:A:H5''	2.15	0.46
1:AA:591:U:H2'	1:AA:592:G:C8	2.50	0.46
7:AG:41:ARG:HH11	7:AG:41:ARG:HG2	1.80	0.46
1:AA:724:G:H2'	1:AA:725:G:H8	1.80	0.46
25:BA:1877:A:H5'	25:BA:1878:G:OP2	2.15	0.46
25:DA:1417:C:H1'	25:DA:1586:A:N6	2.30	0.46
25:BA:2750:A:H1'	25:BA:2752:C:N4	2.30	0.46
25:BA:1526:G:C6	25:BA:1527:G:C2	3.02	0.46
5:AE:150:ARG:HB2	5:AE:150:ARG:CZ	2.45	0.46
1:CA:114:U:H2'	1:CA:115:G:C8	2.49	0.46
25:DA:1272:A:C3'	25:DA:1273:U:H5'	2.45	0.46
25:BA:2038:G:H2'	25:BA:2039:C:H6	1.78	0.46
14:AN:16:PHE:N	14:AN:16:PHE:CD2	2.80	0.46
25:BA:2600:A:H2'	25:BA:2601:C:C6	2.50	0.46
46:DZ:62:ASP:O	46:DZ:64:GLN:HG3	2.16	0.46
20:AT:13:LEU:HD12	20:AT:14:LYS:N	2.30	0.46
1:AA:729:A:H2'	1:AA:730:G:H8	1.80	0.46
46:BZ:53:HIS:CG	46:BZ:100:PRO:HG3	2.50	0.46
1:CA:1387:G:C6	1:CA:1388:C:N4	2.83	0.46
26:DB:35:U:O2'	26:DB:36:C:H5'	2.15	0.46
35:DO:12:ASP:CB	35:DO:97:ARG:O	2.63	0.46
9:AI:37:PHE:HA	9:AI:40:LEU:HD12	1.98	0.46
10:AJ:63:PHE:N	10:AJ:63:PHE:CD2	2.83	0.46
46:DZ:55:VAL:HG12	46:DZ:56:ILE:H	1.78	0.46

Continued on next page...

Continued from previous page...

Atom-1	Atom-2	Interatomic distance (Å)	Clash overlap (Å)
41:DU:53:ARG:O	41:DU:56:ASP:HB2	2.16	0.46
41:DU:89:GLU:CD	42:DV:50:PRO:HG3	2.36	0.46
9:CI:6:GLY:HA2	9:CI:83:ARG:HG2	1.96	0.46
41:BU:91:ASP:CG	41:BU:96:ALA:CB	2.82	0.46
42:BV:47:VAL:O	42:BV:48:GLY:C	2.52	0.46
1:CA:1134:G:H2'	1:CA:1135:U:C5'	2.44	0.46
1:CA:1145:C:H1'	1:CA:1146:A:N7	2.31	0.46
19:AS:6:LYS:C	19:AS:7:LYS:HE3	2.36	0.46
25:DA:84:A:H1'	25:DA:85:G:O4'	2.15	0.46
45:DY:37:VAL:HG21	45:DY:72:VAL:CG1	2.42	0.46
29:BE:60:ASN:C	29:BE:62:PRO:HD2	2.35	0.46
3:AC:21:ARG:CG	3:AC:58:GLU:HG2	2.40	0.46
3:AC:73:PRO:HG3	3:AC:105:GLU:HB2	1.98	0.46
30:DF:113:ALA:HB1	30:DF:186:ILE:HG21	1.97	0.46
36:DP:16:ARG:CA	36:DP:16:ARG:HH11	2.27	0.46
25:DA:2419:U:O4	55:D8:30:ARG:NH1	2.48	0.46
25:DA:2400:G:N2	25:DA:2417:C:C2	2.83	0.46
25:BA:2169:A:H2'	25:BA:2170:A:O4'	2.15	0.46
32:DH:89:ILE:HG12	32:DH:129:THR:HA	1.97	0.46
28:DD:24:ILE:O	28:DD:26:LYS:HD3	2.16	0.46
36:BP:108:LYS:O	36:BP:110:TYR:N	2.48	0.46
1:CA:688:G:H2'	1:CA:689:C:C6	2.50	0.46
1:CA:324:G:N2	1:CA:326:G:H3'	2.31	0.46
46:BZ:125:VAL:HG23	46:BZ:161:GLU:C	2.36	0.46
13:CM:13:LYS:O	13:CM:14:ARG:O	2.32	0.46
43:DW:1:MET:HE3	43:DW:2:GLU:H	1.80	0.46
28:DD:44:ASN:OD1	28:DD:44:ASN:N	2.49	0.46
34:DN:34:LEU:HD11	34:DN:119:ARG:O	2.16	0.46
42:BV:18:LEU:CD2	42:BV:19:LYS:N	2.65	0.46
8:AH:6:ILE:N	8:AH:6:ILE:CD1	2.78	0.46
25:DA:96:G:H4'	49:D2:48:HIS:CD2	2.50	0.46
15:CO:64:ARG:HH11	15:CO:68:ARG:HH22	1.60	0.46
36:DP:79:ARG:NH2	36:DP:109:GLY:CA	2.79	0.46
25:DA:321:G:C2	25:DA:341:G:H4'	2.50	0.46
30:DF:165:ARG:HG3	30:DF:165:ARG:HH11	1.79	0.46
1:AA:374:A:H2'	1:AA:375:U:O4'	2.16	0.46
1:AA:482:A:O2'	1:AA:483:C:O4'	2.34	0.46
25:DA:2127:G:C2	25:DA:2128:C:C4	3.03	0.46
5:CE:106:PRO:O	5:CE:109:ILE:HB	2.15	0.46
10:CJ:78:ASN:ND2	10:CJ:80:LYS:HB2	2.31	0.46
28:DD:92:ILE:N	28:DD:92:ILE:HD13	2.26	0.46

Continued on next page...

Continued from previous page...

Atom-1	Atom-2	Interatomic distance (Å)	Clash overlap (Å)
53:B6:9:LEU:CD2	53:B6:26:ASN:HB3	2.45	0.46
32:DH:70:THR:C	32:DH:72:ILE:H	2.17	0.46
25:DA:1193:G:H2'	25:DA:1194:A:H8	1.80	0.46
6:CF:24:GLU:HG3	6:CF:28:ARG:HH12	1.80	0.46
12:CL:114:ARG:NH2	12:CL:121:LYS:HA	2.31	0.46
38:DR:63:ARG:HG3	38:DR:80:PHE:CE2	2.50	0.46
27:DC:76:LEU:HD21	27:DC:104:ILE:HD11	1.98	0.46
25:BA:267:C:O2'	25:BA:268:C:H5'	2.15	0.46
20:AT:44:ALA:HA	20:AT:92:LEU:HD21	1.97	0.46
27:DC:60:ARG:HH21	27:DC:143:ALA:CB	2.29	0.46
49:B2:32:LEU:HD11	49:B2:54:LYS:HG2	1.97	0.46
8:AH:68:ARG:HG2	8:AH:68:ARG:NH1	2.30	0.46
11:CK:41:THR:HG21	11:CK:71:LYS:HB2	1.97	0.46
25:DA:652:C:O2	25:DA:652:C:C2'	2.61	0.46
8:CH:29:SER:CB	8:CH:32:LYS:NZ	2.78	0.46
25:DA:115:C:O2'	25:DA:116:C:H5'	2.15	0.46
25:BA:1188:U:H5'	42:BV:79:VAL:CG2	2.45	0.46
25:DA:2726:U:H6	35:DO:67:LYS:HZ3	1.63	0.46
49:D2:5:GLU:O	49:D2:9:GLN:HG3	2.16	0.46
1:AA:782:A:H4'	1:AA:1514:C:O2'	2.15	0.46
49:D2:38:GLN:O	49:D2:41:ILE:HG13	2.14	0.46
40:BT:13:ARG:CA	40:BT:13:ARG:CZ	2.93	0.46
29:BE:92:THR:N	29:BE:95:ILE:HD13	2.30	0.46
4:CD:18:LYS:CE	4:CD:20:TYR:OH	2.64	0.46
1:AA:592:G:H2'	1:AA:593:G:C8	2.46	0.46
25:DA:2574:G:N3	29:DE:143:ASN:ND2	2.62	0.46
41:DU:8:VAL:O	41:DU:12:ARG:HG2	2.15	0.46
28:BD:198:ASN:ND2	28:BD:198:ASN:O	2.48	0.46
1:CA:770:C:O4'	1:CA:900:A:H2	1.97	0.46
25:BA:1401:G:H2'	25:BA:1402:C:O4'	2.15	0.46
25:BA:1221:C:O2'	25:BA:1221(A):C:H5'	2.16	0.46
27:BC:58:ASN:HD22	27:BC:58:ASN:N	2.13	0.46
31:DG:37:VAL:HG13	31:DG:158:ALA:O	2.15	0.46
25:BA:1694:C:O4'	25:BA:1695:G:C2	2.68	0.46
13:CM:112:GLY:O	13:CM:113:PRO:O	2.34	0.46
1:AA:1291:G:OP1	7:AG:37:ASN:ND2	2.49	0.46
1:AA:1349:A:OP1	9:AI:121:ARG:N	2.49	0.46
32:BH:9:ILE:HG23	32:BH:51:ARG:HG3	1.97	0.46
25:DA:543:C:C4	25:DA:551:G:N1	2.83	0.46
2:CB:166:ASP:OD2	2:CB:167:PRO:HD2	2.15	0.46
2:CB:212:GLN:HG3	2:CB:235:SER:HB2	1.96	0.46

Continued on next page...

Continued from previous page...

Atom-1	Atom-2	Interatomic distance (Å)	Clash overlap (Å)
2:CB:163:PHE:CE1	2:CB:215:LEU:HD23	2.50	0.46
26:DB:83:G:O2'	26:DB:84:C:H5'	2.14	0.46
42:DV:2:PHE:HB2	42:DV:42:GLY:CA	2.46	0.46
25:DA:916:G:O2'	25:DA:917:A:H5''	2.15	0.46
46:DZ:13:LYS:C	46:DZ:15:SER:H	2.18	0.46
46:DZ:13:LYS:C	46:DZ:15:SER:N	2.66	0.46
1:CA:1237:C:H3'	1:CA:1336:C:N4	2.31	0.46
1:CA:1271:G:H5'	1:CA:1314:C:H5''	1.94	0.46
1:CA:1292:U:H5'	9:CI:38:GLN:CD	2.35	0.46
7:CG:16:LEU:CD2	9:CI:45:ALA:HB2	2.44	0.46
1:CA:1133:G:C4	1:CA:1142:G:N2	2.84	0.46
25:BA:2807:G:H2'	25:BA:2808:U:C4'	2.45	0.46
45:DY:32:PRO:O	45:DY:35:TYR:N	2.49	0.46
25:BA:2103:C:C3'	25:BA:2104:G:C5'	2.93	0.46
38:DR:10:LEU:HD13	38:DR:17:ARG:NH1	2.30	0.46
20:AT:104:LEU:C	20:AT:104:LEU:HD23	2.35	0.46
3:AC:36:ASP:O	3:AC:39:ILE:HB	2.15	0.46
36:DP:17:LYS:O	36:DP:19:VAL:N	2.47	0.46
30:DF:57:VAL:CG1	30:DF:59:TYR:CD1	2.98	0.46
10:AJ:5:ARG:HH21	10:AJ:99:LYS:CB	2.10	0.46
1:AA:1065:U:C4	1:AA:1190:G:H1'	2.51	0.46
46:BZ:151:ALA:HA	46:BZ:167:GLU:N	2.31	0.46
25:DA:592:G:O2'	55:D8:4:MET:HB3	2.14	0.46
8:CH:6:ILE:H	8:CH:6:ILE:CD1	1.97	0.46
36:BP:111:ARG:HH21	36:BP:111:ARG:HG3	1.80	0.46
32:DH:108:GLY:C	32:DH:152:ARG:HH21	2.18	0.46
55:D8:13:ARG:O	55:D8:13:ARG:HG3	2.16	0.46
2:AB:34:ALA:HB1	2:AB:36:ARG:NE	2.31	0.46
25:BA:2476:A:N1	25:BA:2477:C:N3	2.63	0.46
12:CL:45:PRO:C	12:CL:46:ASN:HD22	2.19	0.46
2:AB:149:LEU:O	2:AB:150:SER:C	2.54	0.46
22:CV:83:MET:HE2	22:CV:88:TYR:C	2.35	0.46
3:CC:8:ILE:C	3:CC:10:PHE:N	2.68	0.46
47:D0:72:ARG:HH21	47:D0:75:LEU:HD11	1.80	0.46
30:BF:65:TRP:CH2	30:BF:72:ARG:CB	2.98	0.46
27:DC:19:LYS:HD3	27:DC:21:TYR:CZ	2.50	0.46
11:AK:50:TYR:HD2	11:AK:54:ARG:CB	2.14	0.46
25:BA:271(K):U:H2'	33:BI:50:ARG:HD3	1.97	0.46
33:BI:43:ASN:O	33:BI:44:LEU:C	2.54	0.46
36:DP:105:LEU:O	36:DP:106:LEU:HB3	2.15	0.46
36:DP:82:GLY:O	36:DP:83:VAL:HB	2.14	0.46

Continued on next page...

Continued from previous page...

Atom-1	Atom-2	Interatomic distance (Å)	Clash overlap (Å)
37:DQ:38:GLU:HG3	37:DQ:127:ILE:CG2	2.34	0.46
30:DF:157:VAL:HG12	30:DF:158:THR:N	2.30	0.46
1:AA:1055:A:N7	1:AA:1206:G:C6	2.84	0.46
34:DN:15:LEU:HD12	34:DN:136:GLU:HG3	1.98	0.46
31:BG:109:VAL:HG13	51:B4:59:VAL:HG11	1.96	0.46
31:BG:72:ARG:NH1	31:BG:86:MET:HE2	2.29	0.46
1:CA:1521:G:H2'	1:CA:1522:U:C6	2.50	0.46
50:D3:39:ASP:OD1	50:D3:44:ARG:HG2	2.14	0.46
1:AA:1037:C:OP2	1:AA:1037:C:H6	1.98	0.46
18:AR:85:LEU:CG	18:AR:86:VAL:N	2.78	0.46
33:DI:10:GLU:OE1	33:DI:11:ASN:OD1	2.34	0.46
1:CA:357:G:OP1	1:CA:367:U:H5''	2.16	0.46
29:DE:101:ARG:NH2	29:DE:171:GLU:N	2.62	0.46
18:CR:37:VAL:CG2	18:CR:38:GLU:N	2.79	0.46
1:CA:838:G:N1	1:CA:840:C:O4'	2.49	0.46
6:AF:75:LEU:O	6:AF:79:LEU:HG	2.16	0.46
25:DA:456:C:C4	44:DX:69:TYR:CE2	3.04	0.46
31:BG:111:LEU:N	31:BG:112:PRO:CD	2.78	0.46
1:AA:157:G:O2'	1:AA:158:G:H5'	2.15	0.46
5:CE:37:ARG:HH11	5:CE:37:ARG:HG2	1.80	0.46
22:AV:65:VAL:HG22	22:AV:115:TYR:HB2	1.97	0.46
1:AA:600:C:OP1	8:AH:97:VAL:HG12	2.16	0.46
25:BA:2647:U:O2'	25:BA:2648:C:H5'	2.15	0.46
19:AS:31:ILE:HG23	19:AS:31:ILE:O	2.15	0.46
25:BA:752:A:H4'	25:BA:753:C:O5'	2.16	0.46
27:DC:185:LYS:O	27:DC:189:ASN:ND2	2.49	0.46
1:AA:1405:G:H1'	1:AA:1519:A:C4'	2.45	0.46
25:DA:140:G:N2	25:DA:142:A:N1	2.61	0.46
13:AM:93:ARG:N	13:AM:93:ARG:CD	2.75	0.46
1:AA:946:A:OP1	13:AM:114:ARG:NH2	2.49	0.46
35:BO:22:ILE:HG12	35:BO:41:ALA:HA	1.97	0.46
43:BW:37:ARG:HH11	43:BW:37:ARG:CG	2.28	0.46
25:BA:2059:A:O2'	30:BF:69:HIS:HD2	1.99	0.46
49:D2:38:GLN:O	49:D2:44:LEU:HB3	2.15	0.46
25:DA:180:G:P	54:D7:32:LYS:HE2	2.55	0.46
26:DB:57:A:H5'	31:DG:27:ASN:HD22	1.81	0.46
29:DE:200:GLU:HG2	29:DE:201:THR:N	2.31	0.46
40:BT:128:GLU:OE1	40:BT:128:GLU:C	2.53	0.46
37:DQ:37:LEU:HD23	37:DQ:128:LYS:O	2.16	0.46
45:BY:6:HIS:CE1	45:BY:32:PRO:HB3	2.50	0.46
27:DC:48:LEU:HD11	27:DC:172:ILE:CG2	2.45	0.46

Continued on next page...

Continued from previous page...

Atom-1	Atom-2	Interatomic distance (Å)	Clash overlap (Å)
25:BA:2235:G:H2'	25:BA:2236:C:C6	2.50	0.46
29:DE:182:LEU:HD12	29:DE:183:LEU:N	2.30	0.46
25:DA:1403:C:H5''	25:DA:1471:A:H1'	1.98	0.46
1:CA:657:G:O2'	1:CA:658:G:H5'	2.15	0.46
12:CL:55:VAL:O	12:CL:62:GLU:HA	2.14	0.46
48:B1:64:ALA:HA	48:B1:67:ILE:HG13	1.97	0.46
1:CA:857:C:H2'	1:CA:858:G:O4'	2.14	0.46
4:AD:141:ARG:HB3	4:AD:142:PRO:HD3	1.98	0.46
25:DA:414:C:H4'	25:DA:1879:C:O2	2.14	0.46
25:BA:2002:G:O2'	25:BA:2003:G:H5'	2.15	0.46
19:CS:22:LEU:HD22	19:CS:22:LEU:N	2.30	0.46
1:CA:24:U:H2'	1:CA:25:C:H6	1.79	0.46
48:D1:18:ILE:HG12	48:D1:37:ILE:HG12	1.96	0.46
1:CA:1023:G:H8	1:CA:1023:G:OP2	1.98	0.46
22:AV:125:PRO:HD2	22:AV:128:VAL:HG12	1.97	0.46
34:DN:19:GLU:HG3	34:DN:20:GLY:N	2.31	0.46
40:DT:109:GLU:O	40:DT:110:ILE:C	2.54	0.46
36:BP:56:SER:O	36:BP:57:THR:C	2.54	0.46
46:DZ:127:VAL:CG2	46:DZ:128:SER:N	2.72	0.46
46:DZ:11:GLY:N	46:DZ:12:GLU:OE2	2.49	0.46
2:CB:80:ILE:HD13	2:CB:211:ILE:HB	1.97	0.46
25:DA:1006:C:C2	25:DA:1138:G:N2	2.83	0.46
25:DA:2100:G:H2'	25:DA:2101:G:H5'	1.97	0.46
25:BA:1495:A:N3	25:BA:1496:A:C2	2.83	0.46
25:BA:1109:C:H5	25:BA:1110:G:N3	2.13	0.46
25:BA:999:U:C2'	25:BA:1000:A:H5''	2.45	0.46
25:BA:2646:C:H6	25:BA:2646:C:O5'	1.97	0.46
13:AM:79:LYS:O	13:AM:82:MET:HG2	2.16	0.46
19:AS:72:GLY:C	19:AS:74:PHE:H	2.19	0.46
30:BF:21:ALA:N	30:BF:23:ASP:OD1	2.49	0.46
30:BF:24:LEU:HD13	30:BF:25:PRO:HD2	1.97	0.46
3:AC:34:LEU:CG	3:AC:38:ARG:HH21	2.15	0.46
30:DF:155:LEU:HB3	30:DF:192:LEU:HA	1.97	0.46
10:AJ:5:ARG:CG	10:AJ:6:ILE:N	2.76	0.46
1:AA:1429:C:H2'	1:AA:1430:C:C6	2.51	0.46
40:BT:102:ILE:O	40:BT:106:SER:HB3	2.16	0.46
1:AA:1397:C:C3'	1:AA:1398:A:C5'	2.76	0.46
53:D6:41:PRO:HD2	53:D6:45:LYS:HA	1.98	0.46
25:DA:1669:A:H2'	25:DA:1670:C:H5'	1.97	0.46
25:BA:272(I):U:C2	25:BA:274:G:N7	2.84	0.46
25:BA:1636:C:H2'	25:BA:1637:A:C8	2.50	0.46

Continued on next page...

Continued from previous page...

Atom-1	Atom-2	Interatomic distance (Å)	Clash overlap (Å)
32:DH:86:GLU:HA	32:DH:131:VAL:O	2.15	0.46
53:B6:23:THR:O	53:B6:23:THR:OG1	2.34	0.46
36:BP:105:LEU:N	36:BP:105:LEU:HD23	2.31	0.46
28:BD:26:LYS:NZ	28:BD:82:ILE:H	2.14	0.46
17:AQ:65:ILE:O	17:AQ:66:SER:HB3	2.16	0.46
8:CH:137:VAL:O	8:CH:138:TRP:HB3	2.16	0.46
35:DO:75:SER:HB3	40:DT:32:TYR:OH	2.16	0.46
15:CO:87:ILE:O	15:CO:88:ARG:HB2	2.15	0.46
48:B1:50:ARG:O	48:B1:58:ILE:O	2.34	0.46
48:B1:86:SER:HB2	48:B1:89:GLU:CB	2.45	0.46
33:BI:47:LEU:CD2	33:BI:51:ILE:HB	2.45	0.46
39:DS:30:ARG:H	39:DS:89:ARG:HH21	1.63	0.46
30:DF:165:ARG:NH1	30:DF:165:ARG:HG3	2.30	0.46
1:AA:533:A:C5	1:AA:536:C:C4	3.04	0.46
27:DC:38:PHE:CD1	27:DC:39:ASP:N	2.83	0.46
2:AB:92:TYR:CD1	2:AB:151:GLY:HA3	2.51	0.46
2:AB:61:LEU:HG	2:AB:66:GLY:HA3	1.97	0.46
28:DD:210:GLY:O	28:DD:211:ARG:HB3	2.16	0.46
1:AA:727:G:N1	1:AA:731:G:C6	2.83	0.46
25:BA:2287:A:C2	25:BA:2346:A:C2	3.04	0.46
5:AE:48:ALA:O	5:AE:50:GLU:N	2.48	0.46
1:CA:1324:A:O4'	1:CA:1362:C:H4'	2.16	0.46
20:CT:39:LYS:C	20:CT:42:GLN:HB3	2.35	0.46
22:AV:159:VAL:HG22	22:AV:160:GLN:N	2.31	0.46
11:AK:82:VAL:CG1	11:AK:108:ILE:HG12	2.45	0.46
6:CF:100:ASN:HD22	18:CR:23:LYS:HE3	1.79	0.46
18:CR:57:GLY:C	18:CR:58:LEU:HD12	2.36	0.46
25:DA:1577:C:H2'	25:DA:1578:U:C1'	2.46	0.46
4:CD:163:GLU:O	4:CD:166:LYS:HG3	2.16	0.46
25:DA:2712:U:O2'	25:DA:2712(A):A:P	2.73	0.46
25:BA:2359:C:C1'	55:B8:52:LYS:HE3	2.46	0.46
55:B8:58:ILE:O	55:B8:58:ILE:CG2	2.62	0.46
29:DE:46:ALA:CB	29:DE:82:ARG:HA	2.46	0.46
38:BR:53:HIS:CD2	38:BR:94:TYR:OH	2.67	0.46
25:BA:2313:C:H2'	25:BA:2314:C:C6	2.51	0.46
26:BB:30:C:H1'	26:BB:57:A:H61	1.81	0.46
4:AD:74:GLN:O	4:AD:78:LEU:HG	2.15	0.46
8:AH:68:ARG:HG2	8:AH:68:ARG:HH11	1.79	0.46
25:DA:1528:A:C5	25:DA:1544:A:N1	2.84	0.46
25:DA:1447:G:H1'	25:DA:1545:A:H1'	1.98	0.46
12:CL:50:ARG:HD2	12:CL:50:ARG:N	2.30	0.46

Continued on next page...

Continued from previous page...

Atom-1	Atom-2	Interatomic distance (Å)	Clash overlap (Å)
25:BA:2116:G:H4'	25:BA:2117:A:OP1	2.14	0.46
25:BA:2171:A:H1'	25:BA:2172:U:O4'	2.16	0.46
11:AK:29:ILE:HD12	11:AK:30:VAL:H	1.79	0.46
1:AA:993:G:O6	1:AA:1045:C:N4	2.48	0.46
13:AM:27:LYS:HE3	13:AM:31:LYS:CE	2.43	0.46
1:AA:1516:G:H2'	1:AA:1518:A:OP2	2.15	0.46
1:AA:1086:U:H6	1:AA:1086:U:H5'	1.79	0.46
1:CA:59:A:C5'	1:CA:60:A:H5''	2.46	0.46
25:DA:182:A:O2'	25:DA:183:C:H5'	2.15	0.46
1:CA:509:A:N3	1:CA:543:C:O2'	2.45	0.46
48:D1:50:ARG:O	48:D1:51:VAL:CB	2.63	0.46
25:DA:1148:A:C4	25:DA:1149:G:C8	3.03	0.46
25:DA:2683:C:P	40:DT:53:ARG:HH22	2.38	0.46
32:DH:164:TYR:O	32:DH:165:ALA:HB2	2.15	0.46
1:CA:153:C:O2'	1:CA:154:C:H5'	2.15	0.46
25:BA:2591:C:H2'	25:BA:2592:G:C8	2.50	0.46
17:AQ:52:LYS:N	17:AQ:55:ASP:OD2	2.42	0.46
14:AN:51:GLY:C	14:AN:53:LEU:N	2.69	0.46
27:DC:69:LEU:CD2	27:DC:70:GLY:N	2.78	0.46
2:CB:103:THR:O	2:CB:105:PHE:N	2.36	0.46
1:CA:412:A:H5'	1:CA:413:G:OP1	2.16	0.46
25:DA:2365:G:H4'	47:D0:60:PHE:CZ	2.50	0.46
4:AD:98:GLU:CD	4:AD:103:ASN:HD21	2.19	0.46
30:BF:143:ALA:O	30:BF:146:ALA:N	2.49	0.46
48:B1:46:LEU:HD23	48:B1:46:LEU:H	1.80	0.46
25:BA:386:G:H3'	25:BA:388:G:N2	2.30	0.46
38:BR:38:VAL:HA	38:BR:112:ALA:HB2	1.97	0.46
1:CA:41:G:H2'	1:CA:42:G:H8	1.79	0.46
25:BA:658:C:H2'	25:BA:659:C:H6	1.80	0.46
25:BA:2818:G:H4'	25:BA:2837:G:C4'	2.46	0.46
25:BA:1131:G:H21	34:BN:73:THR:CG2	2.28	0.46
2:AB:71:VAL:HG13	2:AB:93:VAL:HG21	1.98	0.46
15:CO:49:ASP:OD1	15:CO:52:SER:HB2	2.16	0.46
25:DA:2547:U:H2'	25:DA:2548:G:H8	1.81	0.46
33:BI:55:ALA:O	33:BI:59:ALA:HB3	2.16	0.46
1:CA:706:A:O2'	11:CK:31:THR:HG22	2.16	0.46
21:CU:6:ARG:C	21:CU:8:THR:H	2.18	0.46
25:DA:2520:C:H6	25:DA:2520:C:O5'	1.98	0.46
25:BA:1532:C:H6	25:BA:1532:C:O5'	1.97	0.46
1:CA:44:G:OP2	16:CP:12:LYS:HE3	2.16	0.46
25:DA:2248:C:H2'	25:DA:2249:U:H5'	1.97	0.46

Continued on next page...

Continued from previous page...

Atom-1	Atom-2	Interatomic distance (Å)	Clash overlap (Å)
25:BA:2293:C:H2'	25:BA:2294:C:H6	1.80	0.46
39:BS:14:VAL:CG1	39:BS:15:ARG:N	2.64	0.46
39:BS:28:VAL:CG1	39:BS:29:PHE:N	2.79	0.46
39:BS:56:LEU:O	39:BS:56:LEU:HD23	2.16	0.46
39:BS:93:LYS:O	39:BS:93:LYS:HG3	2.16	0.46
3:AC:116:VAL:HA	3:AC:119:ARG:HD2	1.97	0.46
37:DQ:135:ASP:O	37:DQ:137:TYR:N	2.49	0.46
7:CG:3:ARG:O	7:CG:4:ARG:CG	2.63	0.46
7:CG:143:ARG:O	7:CG:145:ALA:O	2.34	0.46
7:CG:27:ILE:HA	7:CG:30:ILE:CG1	2.46	0.46
21:CU:9:ARG:O	21:CU:13:ILE:HG13	2.15	0.46
34:BN:2:LYS:O	34:BN:3:THR:CG2	2.56	0.46
1:CA:1129:C:O5'	1:CA:1130:A:H5'	2.15	0.46
31:DG:60:LEU:O	31:DG:64:THR:HG22	2.15	0.46
1:AA:1221:G:O2'	1:AA:1222:G:H5'	2.15	0.46
29:BE:19:ARG:HA	35:BO:73:ASP:HA	1.97	0.46
3:AC:73:PRO:O	3:AC:76:VAL:HG22	2.16	0.46
52:B5:4:HIS:O	52:B5:6:VAL:HG13	2.16	0.46
53:D6:17:LYS:CB	53:D6:18:ARG:CZ	2.93	0.46
25:BA:1639:U:H2'	25:BA:1640:C:C5'	2.46	0.46
55:D8:61:LEU:HD13	55:D8:62:LEU:H	1.80	0.46
25:DA:593:G:H5'	55:D8:61:LEU:HD23	1.97	0.46
32:DH:85:LYS:O	32:DH:132:ARG:HA	2.16	0.46
55:D8:46:ARG:HH11	55:D8:46:ARG:HG2	1.80	0.46
2:AB:188:ALA:O	2:AB:202:PRO:HA	2.15	0.46
1:AA:1027:C:O5'	1:AA:1027:C:H6	1.98	0.46
1:AA:1030(C):G:C4	1:AA:1030(D):A:C8	3.03	0.46
29:BE:77:ILE:HG22	29:BE:78:LEU:N	2.13	0.46
29:BE:78:LEU:O	29:BE:78:LEU:HD12	2.15	0.46
5:AE:77:PRO:HG2	5:AE:78:HIS:H	1.80	0.46
40:DT:31:SER:HA	40:DT:82:LEU:HA	1.97	0.46
15:CO:21:ASP:OD2	15:CO:24:SER:HB2	2.16	0.46
27:DC:21:TYR:CD2	27:DC:25:GLU:OE1	2.69	0.46
37:BQ:110:THR:OG1	37:BQ:111:GLU:N	2.48	0.46
37:BQ:133:ARG:HB3	37:BQ:134:ARG:H	1.59	0.46
1:CA:957:U:O2	1:CA:959:A:H8	1.99	0.46
35:BO:94:ARG:HB3	35:BO:94:ARG:HH11	1.81	0.46
27:DC:80:LYS:HZ3	31:DG:48:GLU:CB	2.29	0.46
36:DP:101:VAL:HG12	36:DP:106:LEU:HD23	1.97	0.46
34:DN:15:LEU:HD12	34:DN:136:GLU:CG	2.45	0.46
10:CJ:17:ASP:CA	10:CJ:70:ARG:NH1	2.76	0.46

Continued on next page...

Continued from previous page...

Atom-1	Atom-2	Interatomic distance (Å)	Clash overlap (Å)
2:AB:91:PRO:CG	2:AB:155:LEU:H	2.28	0.46
25:BA:590:A:OP1	30:BF:95:ARG:NH1	2.48	0.46
1:CA:79:G:H8	1:CA:84:U:OP1	1.98	0.46
1:AA:839:U:O2	1:AA:839:U:C2'	2.63	0.46
1:CA:234:C:H2'	1:CA:235:C:C6	2.49	0.46
28:DD:65:ILE:C	28:DD:65:ILE:HD13	2.35	0.46
43:DW:60:ASN:N	43:DW:60:ASN:HD22	2.13	0.46
25:BA:2318:G:C2'	25:BA:2319:G:OP1	2.64	0.46
32:DH:44:VAL:CG1	32:DH:45:VAL:N	2.68	0.46
4:CD:110:PHE:CD1	4:CD:162:LEU:HD21	2.50	0.46
1:AA:1174:G:H2'	1:AA:1175:G:H8	1.80	0.46
1:AA:1174:G:O2'	1:AA:1175:G:H5'	2.15	0.46
6:AF:91:VAL:CG1	18:AR:72:ARG:NH2	2.74	0.46
25:DA:1962:C:O2'	25:DA:1963:U:H3'	2.15	0.46
1:AA:156:G:C2'	1:AA:157:G:H5'	2.46	0.46
1:AA:104:G:C2'	1:AA:105:G:H5'	2.45	0.46
25:BA:2839:G:C5'	38:BR:46:GLY:HA2	2.42	0.46
1:AA:948:C:C5	13:AM:106:ASN:ND2	2.84	0.46
30:BF:167:ALA:HB1	30:BF:173:VAL:HG11	1.96	0.46
4:CD:123:HIS:HB2	4:CD:125:HIS:CD2	2.51	0.46
1:CA:1260:C:C6	1:CA:1260:C:C3'	2.98	0.46
1:CA:1260:C:OP1	1:CA:1284:C:H4'	2.14	0.46
54:D7:12:ARG:CZ	54:D7:44:PRO:HB3	2.46	0.46
36:DP:47:ASP:HB3	36:DP:48:PRO:C	2.36	0.46
25:BA:646:A:H2'	25:BA:647:G:O4'	2.15	0.46
1:CA:600:C:O2'	1:CA:601:C:H5'	2.15	0.46
4:AD:156:GLU:OE1	4:AD:156:GLU:N	2.48	0.46
2:CB:75:LYS:HG2	2:CB:78:GLN:OE1	2.16	0.46
51:D4:61:VAL:HG13	51:D4:65:CYS:CB	2.45	0.46
1:CA:609:A:H2'	1:CA:610:G:H5'	1.96	0.46
8:AH:12:ARG:HH11	8:AH:26:VAL:HA	1.78	0.46
7:AG:151:TYR:O	7:AG:154:TYR:HB2	2.15	0.46
26:DB:54:G:C2	26:DB:55:U:C5	3.04	0.46
17:AQ:38:ARG:HA	17:AQ:38:ARG:HE	1.81	0.46
15:CO:54:ARG:HG2	15:CO:54:ARG:HH11	1.80	0.46
18:CR:87:ARG:NH1	18:CR:87:ARG:HG2	2.30	0.46
35:BO:88:ASN:O	35:BO:90:GLN:N	2.49	0.46
46:DZ:109:GLY:O	46:DZ:110:VAL:HB	2.16	0.46
25:DA:2508:G:C2	25:DA:2582:G:C6	3.03	0.46
16:CP:55:ARG:HE	16:CP:55:ARG:HA	1.81	0.46
28:DD:175:LEU:HD12	28:DD:185:VAL:HG23	1.97	0.46

Continued on next page...

Continued from previous page...

Atom-1	Atom-2	Interatomic distance (Å)	Clash overlap (Å)
26:DB:42:C:H5'	31:DG:68:PRO:O	2.15	0.46
25:BA:2579:C:O2'	25:BA:2580:U:H5'	2.16	0.46
12:CL:55:VAL:O	12:CL:62:GLU:HG3	2.15	0.46
1:AA:1487:G:O2'	1:AA:1488:G:H5'	2.16	0.46
25:DA:790:C:O2'	25:DA:791:C:C5'	2.64	0.46
23:AW:58:A:O2'	23:AW:60:U:C5	2.65	0.46
25:BA:743:G:O2'	25:BA:744:G:H5'	2.15	0.46
25:DA:1197:G:H2'	25:DA:1198:U:H6	1.79	0.46
25:DA:699:A:H2'	25:DA:700:G:H5'	1.98	0.46
25:DA:795:C:H2'	25:DA:796:C:H6	1.80	0.46
42:DV:79:VAL:O	42:DV:80:GLN:C	2.54	0.46
54:B7:1:MET:O	54:B7:2:LYS:C	2.52	0.46
28:DD:155:LEU:HD23	28:DD:177:LEU:HD21	1.98	0.46
25:BA:118:A:H5'	25:BA:119:A:H8	1.80	0.46
25:BA:244:A:C2	25:BA:255:A:C4	3.03	0.46
33:BI:121:LYS:O	33:BI:122:GLU:HB2	2.14	0.46
29:BE:93:VAL:HG11	29:BE:181:LEU:O	2.15	0.46
46:DZ:11:GLY:HA3	46:DZ:35:LYS:HZ2	1.80	0.46
2:CB:23:ARG:HG2	2:CB:23:ARG:O	2.15	0.46
2:CB:209:ARG:NH1	2:CB:240:GLN:HG3	2.30	0.46
2:CB:24:TRP:CZ2	2:CB:26:PRO:HB3	2.50	0.46
46:DZ:13:LYS:O	46:DZ:17:LEU:HD13	2.16	0.46
9:CI:48:GLU:HB2	9:CI:78:LYS:NZ	2.28	0.46
2:CB:133:LYS:O	2:CB:137:ARG:HB2	2.15	0.46
31:DG:115:ARG:HD3	31:DG:136:ARG:HD2	1.96	0.46
31:DG:141:PHE:HB3	31:DG:142:PRO:HD2	1.98	0.46
30:BF:179:GLU:OE2	30:BF:179:GLU:N	2.36	0.46
1:AA:197:A:N6	1:AA:221:C:C5'	2.79	0.46
3:AC:23:TYR:CD1	10:AJ:10:GLY:HA2	2.51	0.46
52:B5:4:HIS:O	52:B5:6:VAL:CG1	2.64	0.46
1:AA:922:G:N3	1:AA:1398:A:H2	2.14	0.46
25:DA:2533:A:H2'	25:DA:2534:A:H5''	1.98	0.46
25:DA:2392:A:H2'	25:DA:2393:A:O4'	2.16	0.46
2:AB:30:ARG:HE	2:AB:194:PRO:HG3	1.79	0.46
1:AA:266:G:H1	1:AA:270:A:H62	1.63	0.46
13:CM:31:LYS:O	13:CM:34:LEU:HB2	2.15	0.46
4:AD:14:ARG:CG	4:AD:15:GLU:N	2.75	0.46
25:DA:2846:G:H2'	25:DA:2847:U:O4'	2.15	0.46
8:AH:65:TYR:N	8:AH:65:TYR:CD1	2.84	0.46
1:CA:975:A:C8	1:CA:1357:A:H2	2.34	0.46
1:CA:659:U:H2'	1:CA:660:G:H8	1.81	0.46

Continued on next page...

Continued from previous page...

Atom-1	Atom-2	Interatomic distance (Å)	Clash overlap (Å)
19:CS:19:VAL:CG2	19:CS:44:MET:HG2	2.45	0.46
35:BO:86:ILE:HG22	35:BO:94:ARG:CG	2.33	0.46
26:DB:7:G:O5'	39:DS:29:PHE:CE1	2.69	0.46
27:DC:150:ILE:CG2	27:DC:154:ILE:HD11	2.37	0.46
30:BF:88:VAL:CG1	30:BF:89:VAL:N	2.78	0.46
25:BA:783:A:H2'	25:BA:784:A:O5'	2.16	0.46
6:CF:8:ILE:HG22	6:CF:9:VAL:N	2.30	0.46
1:CA:77:G:H2'	1:CA:78:G:H5'	1.97	0.46
1:CA:456:C:H2'	1:CA:457:C:C6	2.51	0.46
35:DO:87:ILE:CG2	35:DO:91:LEU:HA	2.45	0.46
51:D4:62:CYS:SG	51:D4:64:LYS:CB	3.04	0.46
1:AA:406:G:O2'	1:AA:407:G:H5'	2.16	0.46
30:DF:53:THR:C	30:DF:55:GLY:H	2.19	0.46
26:DB:15:A:C3'	26:DB:16:G:H5'	2.40	0.46
25:BA:1719:G:O2'	25:BA:1720:U:H5'	2.15	0.46
43:DW:50:VAL:HG13	43:DW:105:VAL:CG2	2.46	0.46
14:AN:4:LYS:HA	14:AN:7:ILE:HG12	1.98	0.46
49:B2:49:LYS:O	49:B2:53:LEU:HB2	2.16	0.46
28:DD:125:ILE:HD13	28:DD:131:LEU:HD22	1.97	0.46
1:AA:1279:A:N6	3:AC:26:LYS:HZ3	2.14	0.46
25:DA:540:C:O2'	25:DA:541:C:H5'	2.15	0.46
27:BC:37:LYS:CD	27:BC:37:LYS:N	2.79	0.46
25:DA:1375:C:H2'	25:DA:1376:C:C6	2.39	0.46
6:AF:5:GLU:O	6:AF:7:ASN:ND2	2.48	0.46
14:AN:13:THR:HG22	14:AN:13:THR:O	2.16	0.46
1:AA:1442:G:H2'	1:AA:1442(A):G:H5'	1.97	0.46
3:AC:52:LEU:CD2	3:AC:52:LEU:H	2.28	0.46
8:CH:39:LEU:O	8:CH:44:PHE:HB2	2.16	0.46
25:DA:845:G:O2'	25:DA:846:C:H5	1.98	0.46
3:AC:140:ARG:O	3:AC:142:MET:N	2.48	0.46
5:CE:10:MET:CE	5:CE:13:ILE:HD11	2.46	0.46
31:BG:148:MET:O	31:BG:149:VAL:HG22	2.15	0.46
25:DA:588:U:H2'	25:DA:589:C:C6	2.51	0.46
25:DA:1956:U:H1'	25:DA:2552:U:OP1	2.15	0.46
37:BQ:36:ALA:O	37:BQ:99:PRO:HA	2.16	0.46
25:DA:563:G:H21	41:DU:37:GLU:CD	2.19	0.46
49:B2:64:LEU:O	49:B2:68:ARG:HG2	2.15	0.46
1:AA:861:G:C2'	1:AA:862:C:H5'	2.45	0.46
25:BA:18:C:O2'	25:BA:554:U:OP1	2.34	0.46
25:BA:2591:C:OP2	28:BD:238:GLY:O	2.33	0.46
27:DC:149:ASN:ND2	27:DC:153:ILE:HG12	2.31	0.46

Continued on next page...

Continued from previous page...

Atom-1	Atom-2	Interatomic distance (Å)	Clash overlap (Å)
53:D6:9:LEU:HD23	53:D6:9:LEU:C	2.36	0.46
2:CB:175:ARG:O	2:CB:176:GLU:C	2.53	0.46
25:BA:969:U:H4'	50:B3:14:GLY:O	2.15	0.46
25:BA:1662:C:HO2'	25:BA:1663:C:H5'	1.80	0.46
7:CG:152:ALA:O	7:CG:155:ARG:HG3	2.16	0.46
8:AH:48:TYR:O	8:AH:49:GLU:HB3	2.16	0.46
35:BO:63:VAL:H	35:BO:84:ALA:HA	1.81	0.46
1:AA:698:G:C5	1:AA:699:C:C5	3.04	0.46
1:CA:117:G:H2'	1:CA:118:U:O4'	2.16	0.46
43:DW:52:GLU:C	43:DW:54:ALA:N	2.69	0.46
37:BQ:21:THR:O	37:BQ:22:LYS:C	2.52	0.46
23:AW:19:G:C2	23:AW:57:A:C2	3.04	0.46
1:CA:276:G:H5'	17:CQ:15:MET:SD	2.56	0.46
25:BA:298:G:N2	25:BA:339:U:C5	2.84	0.46
25:BA:765:G:H2'	25:BA:766:C:C6	2.51	0.46
30:BF:129:PHE:CD2	30:BF:163:VAL:HG21	2.50	0.46
25:DA:1038:C:H2'	25:DA:1038:C:O2	2.16	0.46
16:CP:76:GLN:O	16:CP:76:GLN:HG2	2.15	0.46
1:AA:890:G:O2'	1:AA:906:G:O6	2.32	0.46
52:D5:41:PRO:O	52:D5:44:THR:HG23	2.15	0.46
25:DA:543:C:C2	25:DA:551:G:C2	3.04	0.46
2:CB:12:GLU:O	2:CB:16:HIS:ND1	2.41	0.46
34:DN:62:VAL:HG13	34:DN:62:VAL:O	2.15	0.46
34:DN:97:ARG:O	34:DN:99:LEU:N	2.49	0.46
25:BA:2177:C:H5''	27:BC:214:TYR:CZ	2.51	0.46
41:BU:91:ASP:OD2	41:BU:96:ALA:HB2	2.13	0.46
31:DG:103:LEU:H	31:DG:103:LEU:CD1	2.25	0.46
31:DG:114:ILE:O	31:DG:115:ARG:C	2.54	0.46
31:DG:130:ASN:HB3	31:DG:160:VAL:HA	1.98	0.46
1:AA:1321:C:H3'	1:AA:1322:C:H5''	1.97	0.46
19:AS:6:LYS:CE	19:AS:6:LYS:H	2.28	0.46
25:DA:84:A:H5'	45:DY:9:LYS:HB3	1.97	0.46
25:DA:81:G:N2	45:DY:2:ARG:NH1	2.53	0.46
1:AA:197:A:N6	1:AA:221:C:H5'	2.30	0.46
10:AJ:34:VAL:HG21	10:AJ:74:ILE:HG22	1.95	0.46
25:DA:1112:G:O2'	25:DA:1113:U:O4'	2.33	0.46
3:AC:5:ILE:C	3:AC:5:ILE:HD12	2.35	0.46
31:BG:42:GLY:O	31:BG:44:GLY:N	2.40	0.46
36:BP:88:LEU:N	36:BP:88:LEU:HD12	2.30	0.46
36:BP:146:VAL:CG2	36:BP:147:LEU:N	2.66	0.46
1:AA:1030(D):A:H2'	1:AA:1031:G:O4'	2.16	0.46

Continued on next page...

Continued from previous page...

Atom-1	Atom-2	Interatomic distance (Å)	Clash overlap (Å)
45:BY:52:SER:C	45:BY:53:PRO:O	2.52	0.46
45:BY:48:ALA:HB2	45:BY:59:GLY:N	2.30	0.46
1:CA:1296:C:H5'	1:CA:1297:C:OP2	2.16	0.46
35:BO:97:ARG:HH21	35:BO:99:PHE:HE1	1.64	0.46
32:DH:55:PRO:O	32:DH:56:SER:O	2.34	0.46
32:BH:85:LYS:NZ	32:BH:133:VAL:CB	2.75	0.46
10:CJ:49:VAL:HG22	10:CJ:50:ILE:N	2.31	0.46
14:CN:24:CYS:HA	14:CN:39:LEU:HA	1.98	0.46
42:BV:1:MET:CB	42:BV:99:ILE:HG13	2.44	0.46
15:CO:9:GLN:NE2	15:CO:12:ILE:HD12	2.31	0.46
1:CA:1036:G:OP2	1:CA:1037:C:N4	2.48	0.46
26:DB:52:A:O2'	26:DB:53:A:C8	2.67	0.46
12:AL:42:PRO:HA	12:AL:90:LEU:CD2	2.46	0.46
12:AL:80:VAL:HG13	12:AL:97:ILE:HG23	1.98	0.46
25:DA:64:A:H2'	25:DA:65:C:O4'	2.15	0.46
51:B4:57:ILE:HG22	51:B4:59:VAL:HG23	1.96	0.46
11:AK:32:ILE:HG13	11:AK:72:ALA:HB2	1.98	0.46
8:AH:84:ARG:HG2	8:AH:84:ARG:NH1	2.31	0.46
35:DO:80:ASP:HB2	40:DT:70:VAL:HG12	1.98	0.46
35:DO:87:ILE:HG23	35:DO:92:GLU:O	2.16	0.46
32:DH:46:GLU:O	32:DH:47:GLU:HB3	2.16	0.46
37:DQ:46:GLN:HE22	37:DQ:126:PRO:HG3	1.81	0.46
26:DB:69:G:C6	26:DB:70:C:C4	3.04	0.46
1:CA:37:U:H5''	12:CL:121:LYS:HB2	1.98	0.46
50:B3:4:LEU:HD23	50:B3:57:GLU:O	2.15	0.46
1:CA:742:G:H5''	15:CO:58:MET:HE2	1.97	0.46
29:DE:45:THR:O	29:DE:46:ALA:HB2	2.16	0.46
25:DA:2784:C:C4	25:DA:2785:C:N4	2.84	0.46
25:DA:152:G:H1	25:DA:174:C:H42	1.63	0.46
6:AF:76:ALA:O	6:AF:80:ARG:HG3	2.16	0.46
26:BB:29:A:O2'	26:BB:58:A:N1	2.40	0.46
12:AL:21:VAL:HG12	12:AL:23:ALA:HB2	1.97	0.46
6:AF:62:TRP:C	6:AF:63:TYR:CD2	2.89	0.46
1:AA:1423:G:C5'	35:BO:49:ARG:NH2	2.79	0.46
1:AA:600:C:H4'	8:AH:128:GLY:O	2.16	0.46
25:BA:2270:G:H2'	25:BA:2271:G:O4'	2.16	0.46
1:AA:1014:A:H4'	19:AS:14:HIS:NE2	2.31	0.46
32:BH:115:VAL:HG11	32:BH:148:ILE:CD1	2.46	0.46
25:DA:2328:A:H2'	25:DA:2329:G:C8	2.50	0.46
31:DG:36:LYS:HD3	31:DG:95:ARG:HH12	1.80	0.46
37:BQ:72:LYS:HB3	37:BQ:94:VAL:HG23	1.97	0.46

Continued on next page...

Continued from previous page...

Atom-1	Atom-2	Interatomic distance (Å)	Clash overlap (Å)
5:AE:74:GLY:O	5:AE:116:THR:N	2.46	0.46
1:AA:255:G:H1'	17:AQ:16:GLN:HE21	1.81	0.46
5:AE:82:VAL:CG1	5:AE:83:GLU:N	2.78	0.46
25:DA:1862:G:C2'	25:DA:1863:G:H5'	2.46	0.46
13:CM:102:ARG:NH1	13:CM:102:ARG:HG3	2.30	0.46
25:BA:2348:U:C2'	25:BA:2349:G:C5'	2.90	0.46
8:AH:12:ARG:CZ	8:AH:27:PRO:HD3	2.45	0.46
15:AO:32:LEU:O	15:AO:33:THR:C	2.52	0.46
1:AA:681:C:H2'	1:AA:682:G:C8	2.47	0.46
1:AA:1236:A:H2'	1:AA:1237:C:C6	2.51	0.46
25:BA:580:C:H2'	25:BA:581:C:C6	2.51	0.46
25:DA:2665:A:C2	25:DA:2666:C:C2	3.04	0.46
25:BA:414:C:H1'	25:BA:1864:U:O2'	2.16	0.46
4:CD:200:GLU:O	4:CD:204:ILE:HG12	2.16	0.46
25:BA:376:C:H2'	25:BA:377:C:C6	2.50	0.46
15:CO:62:GLN:O	15:CO:66:LEU:HD13	2.16	0.46
4:CD:57:ARG:NH1	4:CD:57:ARG:HG3	2.31	0.46
25:DA:1333:C:H2'	25:DA:1334:G:C8	2.50	0.46
25:BA:1272:A:C3'	25:BA:1273:U:C5'	2.94	0.46
29:BE:66:HIS:O	29:BE:66:HIS:CD2	2.69	0.46
15:CO:3:ILE:HG21	15:CO:34:LEU:CD2	2.44	0.46
33:DI:124:GLY:O	33:DI:125:GLU:CB	2.64	0.46
25:BA:1917:U:H2'	25:BA:1918:A:C8	2.51	0.46
25:DA:2672:G:H3'	25:DA:2673:G:H5''	1.97	0.46
25:DA:269:U:H1'	25:DA:424:G:N2	2.31	0.46
25:BA:1627:G:H2'	25:BA:1628:G:H5'	1.98	0.46
49:D2:52:ASP:O	49:D2:56:GLN:HG3	2.15	0.46
11:CK:92:GLU:C	11:CK:94:ALA:H	2.17	0.46
25:BA:449:A:C2'	25:BA:450:G:H5'	2.46	0.46
25:BA:178:G:O2'	25:BA:179:G:H5'	2.16	0.46
25:BA:455:C:N3	25:BA:472:A:H2'	2.30	0.46
25:BA:568:U:O2	25:BA:570:G:C8	2.68	0.46
46:DZ:103:PHE:O	46:DZ:104:VAL:C	2.54	0.46
25:BA:918:A:H4'	26:BB:98:G:N3	2.30	0.46
25:DA:248:G:C2	25:DA:2431:U:H4'	2.51	0.46
46:DZ:134:GLU:HG2	46:DZ:134:GLU:O	2.16	0.46
46:DZ:8:TYR:HE2	46:DZ:34:ARG:HD2	1.81	0.46
2:CB:236:TYR:HA	2:CB:239:VAL:CB	2.46	0.46
2:CB:54:THR:HG22	2:CB:58:ILE:CG1	2.46	0.46
2:CB:80:ILE:HD11	2:CB:212:GLN:CA	2.45	0.46
25:DA:1012:U:OP1	41:DU:70:ARG:NH1	2.48	0.46

Continued on next page...

Continued from previous page...

Atom-1	Atom-2	Interatomic distance (Å)	Clash overlap (Å)
25:DA:1158:C:H4'	50:D3:31:LEU:O	2.16	0.46
25:DA:997:G:C2'	25:DA:998:C:H5'	2.46	0.46
46:DZ:19:ARG:HH11	46:DZ:19:ARG:HG3	1.79	0.46
25:DA:2117:A:H3'	25:DA:2118:U:H3'	1.97	0.46
44:DX:35:THR:CG2	44:DX:36:LYS:N	2.78	0.46
7:CG:116:ALA:O	7:CG:120:ILE:HG12	2.16	0.46
7:CG:140:ASP:C	7:CG:142:GLU:N	2.69	0.46
7:CG:15:ASP:OD2	7:CG:44:TYR:OH	2.33	0.46
1:CA:1118:C:H5'	9:CI:104:ARG:CG	2.45	0.46
25:BA:987:G:O2'	25:BA:1000:A:H1'	2.16	0.46
1:AA:1269:A:N1	1:AA:1313:U:O4'	2.49	0.46
1:AA:191:G:O2'	1:AA:192:U:H5'	2.16	0.46
3:AC:40:ARG:HG3	3:AC:40:ARG:HH11	1.81	0.46
30:DF:19:GLU:N	30:DF:19:GLU:OE1	2.49	0.46
25:BA:1388:G:H2'	25:BA:1389:G:H8	1.81	0.46
25:BA:1245:G:OP1	36:BP:16:ARG:NE	2.48	0.46
36:BP:16:ARG:HH11	36:BP:16:ARG:C	2.19	0.46
25:BA:1638:C:O2'	25:BA:1639:U:H5'	2.16	0.46
29:DE:106:GLY:HA3	29:DE:189:PRO:HG2	1.97	0.46
29:DE:14:ILE:HG12	29:DE:21:VAL:HG23	1.97	0.46
32:DH:158:HIS:O	32:DH:159:GLU:HB3	2.15	0.46
2:AB:22:LYS:N	2:AB:40:HIS:CE1	2.84	0.46
1:AA:271:C:O2'	1:AA:272:C:H5'	2.15	0.46
29:BE:48:GLN:CG	29:BE:48:GLN:O	2.59	0.46
1:AA:1310:G:N2	1:AA:1328:C:C2	2.84	0.46
1:AA:1150:U:O2'	10:AJ:39:PRO:O	2.30	0.46
1:AA:542:G:H2'	1:AA:543:C:H6	1.81	0.46
4:AD:11:LEU:N	4:AD:11:LEU:HD23	2.31	0.46
22:CV:73:LEU:HD21	22:CV:83:MET:HG3	1.97	0.46
3:CC:43:LEU:C	3:CC:45:LYS:N	2.68	0.46
27:BC:115:VAL:HG21	27:BC:154:ILE:HG12	1.98	0.46
7:AG:69:VAL:O	7:AG:71:PRO:HD3	2.15	0.46
1:CA:1048:G:OP1	14:CN:3:ARG:HB3	2.16	0.46
2:CB:127:ILE:O	2:CB:129:GLU:N	2.48	0.46
37:BQ:116:GLU:OE2	37:BQ:119:ARG:NH2	2.42	0.46
1:CA:960:U:H2'	1:CA:1225:A:H62	1.80	0.46
25:DA:2331:G:N3	25:DA:2336:A:H2	2.13	0.46
39:DS:35:ILE:H	39:DS:53:SER:HB2	1.79	0.46
26:DB:50:G:OP2	39:DS:62:LYS:HD3	2.15	0.46
25:BA:2512:C:H4'	29:BE:122:PHE:CE2	2.50	0.46
6:CF:81:ILE:HG22	6:CF:82:ARG:N	2.29	0.46

Continued on next page...

Continued from previous page...

Atom-1	Atom-2	Interatomic distance (Å)	Clash overlap (Å)
33:BI:112:LYS:C	33:BI:114:LEU:H	2.17	0.46
25:BA:528:A:C2'	25:BA:529:A:H5'	2.46	0.46
1:CA:235:C:H5'	17:CQ:70:ARG:HG2	1.97	0.46
1:AA:612:C:O2'	1:AA:613:C:H5'	2.16	0.46
30:BF:199:TRP:O	30:BF:203:GLN:HG3	2.16	0.46
36:DP:147:LEU:HG	36:DP:148:LEU:N	2.30	0.46
25:DA:2086:U:H2'	25:DA:2087:G:C8	2.51	0.46
25:BA:7:G:H5'	34:BN:130:HIS:HD2	1.81	0.46
1:CA:419:C:C2'	1:CA:419:C:O2	2.64	0.46
40:BT:129:ARG:HD2	40:BT:131:ALA:CB	2.46	0.46
25:BA:2127:G:O6	25:BA:2162:G:C6	2.69	0.46
12:AL:24:LEU:O	12:AL:26:GLY:N	2.49	0.46
28:BD:16:MET:HB2	28:BD:207:GLY:HA3	1.98	0.46
6:AF:37:VAL:C	6:AF:38:GLU:HG3	2.37	0.46
54:B7:27:GLY:O	54:B7:30:VAL:HB	2.16	0.46
1:AA:1459:C:O2'	1:AA:1460:A:H5'	2.16	0.46
40:BT:24:PRO:HA	40:BT:49:VAL:HG13	1.98	0.46
1:CA:132:C:H4'	1:CA:262:A:H1'	1.98	0.46
30:DF:65:TRP:CZ3	30:DF:72:ARG:CB	2.98	0.46
7:AG:91:VAL:HB	7:AG:96:GLN:NE2	2.30	0.46
23:AW:47:U:C5'	23:AW:48:C:H5'	2.46	0.46
48:B1:72:GLU:OE1	48:B1:76:ARG:HD3	2.16	0.46
29:BE:108:SER:HB3	29:BE:165:VAL:HG21	1.97	0.46
25:BA:2351:G:O6	55:B8:39:LYS:HG3	2.15	0.46
50:B3:7:LYS:HE2	50:B3:32:GLN:HA	1.98	0.46
25:DA:292:C:H2'	25:DA:293:U:H5'	1.97	0.46
1:AA:1378:C:OP1	7:AG:7:ALA:HB3	2.16	0.46
34:BN:58:ASP:OD1	34:BN:124:ALA:HB1	2.16	0.46
25:DA:2344:U:C4'	25:DA:2345:G:OP1	2.62	0.46
1:CA:985:C:H2'	1:CA:986:A:C8	2.51	0.46
37:DQ:34:LEU:HD13	37:DQ:118:LEU:HB3	1.98	0.46
44:DX:3:THR:CA	44:DX:6:ASP:OD2	2.64	0.46
25:DA:1272:A:H3'	25:DA:1273:U:C5'	2.45	0.46
25:BA:380:U:O2'	25:BA:381:G:H5'	2.15	0.46
1:CA:403:C:H2'	1:CA:404:U:H6	1.81	0.46
25:BA:272:G:N3	25:BA:272(B):G:H1'	2.31	0.46
25:BA:960:A:C8	25:BA:962:G:C8	3.04	0.46
1:CA:398:C:O2'	1:CA:399:G:H5'	2.16	0.46
5:CE:105:VAL:CG1	5:CE:131:ILE:HG22	2.46	0.46
25:DA:1430:C:H2'	25:DA:1431:U:C6	2.51	0.46
25:DA:618:C:OP2	30:DF:103:LYS:HE3	2.16	0.46

Continued on next page...

Continued from previous page...

Atom-1	Atom-2	Interatomic distance (Å)	Clash overlap (Å)
1:CA:1379:G:C6	1:CA:1380:U:O4	2.69	0.46
25:DA:669:G:H2'	25:DA:670:A:N7	2.31	0.46
30:BF:10:PRO:HA	30:BF:127:GLU:HB3	1.96	0.46
1:CA:775:G:O2'	1:CA:776:G:H5'	2.16	0.46
11:CK:114:VAL:HG13	11:CK:114:VAL:O	2.16	0.46
27:BC:157:ILE:HG22	27:BC:157:ILE:O	2.16	0.46
44:DX:59:VAL:O	44:DX:59:VAL:HG12	2.15	0.46
37:DQ:51:ARG:HG2	37:DQ:51:ARG:HH11	1.81	0.46
25:BA:971:C:H2'	25:BA:972:G:O4'	2.16	0.46
25:DA:207:A:H2'	25:DA:208:C:O4'	2.16	0.46
34:BN:7:LYS:O	34:BN:8:GLN:C	2.54	0.46
1:AA:268:C:H2'	1:AA:269:C:H6	1.81	0.46
25:BA:258:G:O2'	25:BA:259:G:H5'	2.16	0.46
56:D9:8:LYS:H	56:D9:34:GLN:HE22	1.64	0.46
39:BS:61:ASN:O	39:BS:62:LYS:CB	2.64	0.46
32:BH:8:PRO:C	32:BH:9:ILE:CD1	2.81	0.46
46:DZ:55:VAL:HA	46:DZ:69:LEU:HD23	1.98	0.46
2:CB:12:GLU:C	2:CB:14:GLY:H	2.20	0.46
41:DU:104:GLN:HE22	41:DU:105:VAL:HG23	1.81	0.46
41:DU:90:VAL:CG1	41:DU:91:ASP:N	2.73	0.46
42:DV:64:HIS:CE1	42:DV:92:THR:HG22	2.50	0.46
9:CI:11:LYS:O	9:CI:11:LYS:HG2	2.16	0.46
41:BU:61:TRP:O	41:BU:62:ILE:C	2.53	0.46
2:CB:130:ARG:HB2	2:CB:135:GLN:HG2	1.98	0.46
1:CA:1125:U:OP2	1:CA:1145:C:N4	2.47	0.46
25:DA:84:A:H4'	25:DA:85:G:OP1	2.16	0.46
3:AC:87:LEU:C	3:AC:89:GLU:N	2.69	0.46
30:DF:59:TYR:CD2	30:DF:78:ILE:CG1	2.99	0.46
25:BA:1598:C:C5'	44:BX:36:LYS:HB2	2.38	0.46
25:DA:2402:C:O2'	25:DA:2403:C:H5'	2.16	0.46
28:DD:25:THR:O	28:DD:27:THR:HG22	2.15	0.46
32:DH:27:LYS:HG2	32:DH:32:GLU:CD	2.37	0.46
1:CA:1443:G:C6	1:CA:1460:A:C2	3.03	0.46
40:BT:28:VAL:HG13	40:BT:46:GLU:HB2	1.97	0.46
4:AD:110:PHE:CD2	4:AD:148:VAL:CG2	2.99	0.46
25:DA:690:G:H4'	25:DA:780:G:OP1	2.16	0.46
25:BA:2414:G:H21	36:BP:67:MET:HE1	1.79	0.46
34:DN:104:LYS:C	34:DN:106:MET:H	2.18	0.46
25:DA:2791:C:C6	25:DA:2792:G:N7	2.83	0.46
42:BV:65:GLY:HA3	42:BV:91:TYR:CE1	2.51	0.46
40:DT:27:THR:HG22	40:DT:49:VAL:HB	1.97	0.46

Continued on next page...

Continued from previous page...

Atom-1	Atom-2	Interatomic distance (Å)	Clash overlap (Å)
27:DC:213:VAL:HB	27:DC:225:ILE:O	2.16	0.46
1:CA:1475:G:H4'	25:DA:1689:A:H4'	1.97	0.46
6:CF:68:PRO:O	6:CF:69:GLU:C	2.54	0.46
5:CE:75:THR:CG2	5:CE:76:ILE:H	2.21	0.46
13:AM:57:ARG:HH21	51:B4:60:GLU:HG2	1.81	0.46
12:AL:38:ARG:NH1	12:AL:38:ARG:HB3	2.31	0.46
25:DA:881:G:O2'	25:DA:882:G:H5'	2.16	0.46
28:BD:79:VAL:CG2	28:BD:111:LEU:HD21	2.36	0.46
45:BY:22:GLY:O	45:BY:23:ARG:HG2	2.16	0.46
25:BA:512:G:O2'	25:BA:513:A:P	2.73	0.46
22:AV:29:LYS:O	22:AV:29:LYS:HD3	2.16	0.46
19:AS:47:HIS:O	19:AS:48:THR:C	2.55	0.46
7:AG:111:ARG:HE	7:AG:123:GLU:CA	2.29	0.46
2:AB:103:THR:HG22	2:AB:104:ASN:N	2.31	0.46
27:BC:23:ILE:HG22	27:BC:24:ASP:N	2.30	0.46
25:BA:833:U:H2'	25:BA:834:C:C6	2.51	0.46
25:DA:540:C:H2'	25:DA:541:C:H6	1.80	0.46
8:CH:97:VAL:CG1	8:CH:98:LYS:N	2.79	0.46
1:CA:277:C:H2'	1:CA:278:G:H8	1.81	0.46
25:DA:2339:G:H2'	25:DA:2340:G:H8	1.80	0.46
20:AT:88:VAL:O	20:AT:92:LEU:HB2	2.16	0.46
25:BA:1884:A:H2'	25:BA:1885:A:H5'	1.97	0.46
27:DC:92:ALA:C	27:DC:94:TYR:H	2.19	0.46
8:CH:21:LYS:HB2	8:CH:21:LYS:HE3	1.65	0.46
49:B2:35:LEU:O	49:B2:38:GLN:N	2.49	0.46
25:BA:1510:G:O2'	25:BA:1511:C:H5'	2.16	0.46
52:D5:45:VAL:HG22	52:D5:51:TYR:CD2	2.51	0.46
47:B0:16:GLN:O	47:B0:18:LYS:HD3	2.16	0.46
1:CA:1409:C:H4'	25:DA:1915:U:O4	2.16	0.46
25:BA:1443:G:C2'	25:BA:1444:G:H5'	2.45	0.46
32:BH:121:ILE:HD12	32:BH:144:VAL:HG21	1.97	0.46
31:BG:21:ARG:HD3	31:BG:22:ARG:N	2.31	0.46
43:BW:9:TYR:O	43:BW:10:VAL:C	2.50	0.46
25:DA:2630:G:H1'	25:DA:2894:G:C4	2.51	0.46
28:DD:99:ASP:O	28:DD:99:ASP:OD2	2.34	0.46
13:AM:55:ARG:C	13:AM:58:GLU:HB2	2.36	0.46
28:DD:142:VAL:HG13	28:DD:142:VAL:O	2.16	0.46
23:AW:28:C:C2'	23:AW:29:G:H5'	2.45	0.46
43:BW:111:HIS:CD2	43:BW:113:LYS:N	2.84	0.46
25:DA:2346:A:N7	25:DA:2383:G:N1	2.63	0.46
25:DA:1789:A:H2'	25:DA:1790:C:C6	2.51	0.46

Continued on next page...

Continued from previous page...

Atom-1	Atom-2	Interatomic distance (Å)	Clash overlap (Å)
1:CA:16:A:C2'	1:CA:17:U:H5'	2.45	0.46
25:DA:2584:U:H2'	25:DA:2585:U:H2'	1.97	0.46
16:CP:55:ARG:O	16:CP:58:TYR:HB3	2.16	0.46
1:AA:116:A:C2'	1:AA:117:G:H5'	2.46	0.46
25:BA:688:U:C5'	25:BA:1780:A:C2	2.99	0.46
25:DA:1469:A:H2'	25:DA:1470:G:C8	2.51	0.46
41:DU:8:VAL:HG12	41:DU:12:ARG:CG	2.45	0.46
11:CK:34:ASP:CB	11:CK:35:PRO:CD	2.93	0.46
25:DA:1509(A):A:O2'	25:DA:1509(B):A:H5'	2.15	0.46
46:BZ:8:TYR:HE2	46:BZ:34:ARG:HD2	1.78	0.46
1:CA:791:G:C5	1:CA:792:A:N7	2.84	0.46
25:BA:723:G:C2	25:BA:724:U:C2	3.04	0.46
47:B0:23:LYS:O	47:B0:24:ARG:HD3	2.16	0.46
14:AN:36:PHE:C	14:AN:36:PHE:CD1	2.89	0.46
28:BD:139:GLY:HA2	28:BD:165:ILE:O	2.15	0.46
46:DZ:62:ASP:HB2	46:DZ:64:GLN:HE21	1.81	0.46
1:CA:1401:G:H2'	1:CA:1402:C:O4'	2.16	0.46
25:BA:1333:C:O2'	25:BA:1334:G:H5'	2.16	0.46
25:DA:880:G:O6	25:DA:897:C:N4	2.49	0.46
17:CQ:40:LYS:HE2	17:CQ:42:TYR:CE2	2.51	0.46
25:DA:2577:A:H5''	25:DA:2578:G:H5'	1.96	0.46
25:DA:2687:U:H2'	25:DA:2688:U:O4'	2.15	0.46
42:BV:75:PHE:CD1	42:BV:75:PHE:C	2.89	0.46
1:AA:926:G:H22	24:AX:2:A:H3'	1.81	0.46
7:CG:95:ARG:HG3	7:CG:95:ARG:HH11	1.81	0.46
1:CA:891:U:O2'	1:CA:892:A:H5'	2.16	0.46
36:BP:50:ARG:HB3	55:B8:59:LYS:CE	2.46	0.45
33:BI:84:GLY:O	33:BI:86:THR:N	2.45	0.45
40:BT:3:ARG:O	40:BT:5:ALA:N	2.49	0.45
28:DD:240:ALA:HA	28:DD:241:PRO:HD3	1.73	0.45
9:AI:115:GLY:HA2	10:AJ:58:ASP:OD1	2.15	0.45
41:DU:90:VAL:CG1	42:DV:11:GLN:HE22	2.30	0.45
37:DQ:97:VAL:HG11	37:DQ:103:MET:CE	2.46	0.45
25:DA:1857:G:H4'	25:DA:2188:C:O2'	2.16	0.45
1:CA:1369:C:H2'	1:CA:1370:G:O4'	2.16	0.45
7:CG:101:LEU:O	7:CG:102:ARG:C	2.53	0.45
13:CM:97:PRO:CA	13:CM:110:ARG:HD3	2.44	0.45
31:DG:106:LEU:HA	31:DG:110:ALA:CB	2.46	0.45
31:DG:42:GLY:C	31:DG:43:LEU:HD22	2.37	0.45
1:AA:173:U:H1'	1:AA:174:C:OP1	2.16	0.45
3:AC:39:ILE:HA	3:AC:42:LEU:HD13	1.98	0.45

Continued on next page...

Continued from previous page...

Atom-1	Atom-2	Interatomic distance (Å)	Clash overlap (Å)
3:AC:42:LEU:CD2	3:AC:90:GLU:HB3	2.47	0.45
1:AA:16:A:C2'	1:AA:17:U:H5'	2.46	0.45
53:D6:40:CYS:N	53:D6:46:HIS:HB2	2.31	0.45
13:AM:11:ARG:CG	13:AM:12:ASN:H	2.28	0.45
32:DH:85:LYS:O	32:DH:133:VAL:HG23	2.16	0.45
53:B6:18:ARG:HB2	53:B6:19:ARG:H	1.47	0.45
2:AB:214:ILE:O	2:AB:218:ALA:HB2	2.16	0.45
2:AB:225:ALA:O	2:AB:226:ARG:HB2	2.17	0.45
2:AB:88:ALA:C	2:AB:90:MET:HE2	2.36	0.45
25:BA:2123:G:C1'	27:BC:173:HIS:HD2	2.29	0.45
1:CA:1299:A:N3	1:CA:1299:A:H2'	2.31	0.45
13:AM:19:LEU:C	13:AM:25:ILE:HG21	2.36	0.45
10:AJ:69:ASN:O	10:AJ:70:ARG:HB2	2.14	0.45
40:DT:77:PRO:O	40:DT:78:LEU:HB2	2.16	0.45
3:CC:13:GLY:CA	14:CN:57:ARG:HH21	2.28	0.45
14:CN:24:CYS:SG	14:CN:27:CYS:SG	3.10	0.45
8:AH:2:LEU:HD11	8:AH:5:PRO:HA	1.96	0.45
27:BC:80:LYS:CE	31:BG:48:GLU:HA	2.42	0.45
15:CO:78:TYR:C	15:CO:80:ALA:N	2.68	0.45
40:DT:29:ARG:HH21	40:DT:88:ILE:HD11	1.81	0.45
14:AN:29:ARG:NH2	14:AN:41:ARG:CZ	2.80	0.45
11:AK:58:PRO:O	11:AK:61:ALA:N	2.49	0.45
46:BZ:177:GLU:O	46:BZ:178:ASP:CG	2.54	0.45
47:B0:20:LEU:HD13	47:B0:40:ARG:NE	2.31	0.45
36:DP:84:ASN:HD22	36:DP:84:ASN:N	2.14	0.45
26:DB:39:A:N3	26:DB:39:A:H2'	2.31	0.45
25:DA:321:G:H2'	25:DA:340:A:N3	2.32	0.45
48:D1:45:ASN:HD21	48:D1:47:GLN:NE2	2.14	0.45
25:DA:2128:C:OP1	27:DC:37:LYS:N	2.49	0.45
2:AB:89:GLY:O	2:AB:154:LEU:HD13	2.16	0.45
12:AL:29:PHE:CE1	12:AL:83:ARG:HG3	2.49	0.45
25:DA:2124:G:H5''	27:DC:175:PRO:HG3	1.98	0.45
25:DA:729:G:H5'	25:DA:730:C:H5''	1.98	0.45
25:DA:914:C:C5	25:DA:915:C:C6	3.04	0.45
1:AA:662:G:H2'	1:AA:663:A:C8	2.52	0.45
25:DA:568:U:O2	25:DA:570:G:H8	2.00	0.45
12:CL:67:ILE:CD1	12:CL:74:LEU:HD12	2.46	0.45
25:DA:1565:C:H2'	28:DD:21:PHE:CE1	2.51	0.45
28:DD:63:ARG:HG3	28:DD:63:ARG:HH11	1.82	0.45
28:DD:30:GLU:CD	28:DD:63:ARG:NE	2.69	0.45
29:BE:153:GLY:O	29:BE:154:LYS:C	2.54	0.45

Continued on next page...

Continued from previous page...

Atom-1	Atom-2	Interatomic distance (Å)	Clash overlap (Å)
20:AT:26:ASN:O	20:AT:27:LYS:C	2.54	0.45
25:BA:2282:G:H4'	25:BA:2389:G:O2'	2.16	0.45
31:BG:85:GLY:O	31:BG:87:PRO:HD2	2.16	0.45
1:CA:1458:G:H2'	1:CA:1459:C:C6	2.51	0.45
25:BA:493:G:H2'	25:BA:494:G:O4'	2.16	0.45
25:DA:519:U:O4'	43:DW:75:TYR:HB3	2.16	0.45
39:BS:16:ASN:C	39:BS:17:ARG:O	2.52	0.45
25:DA:839:U:H2'	25:DA:840:C:H6	1.81	0.45
48:B1:26:ARG:HH11	48:B1:26:ARG:CG	2.28	0.45
50:B3:36:VAL:CG2	50:B3:36:VAL:O	2.64	0.45
25:DA:2177:C:O2'	25:DA:2178:C:H5'	2.15	0.45
25:BA:57:C:O2'	25:BA:58:G:H5'	2.15	0.45
44:BX:9:LEU:O	44:BX:10:ALA:HB2	2.16	0.45
38:BR:117:VAL:CG1	38:BR:118:GLU:H	2.28	0.45
37:DQ:52:VAL:HG12	37:DQ:56:ARG:HG2	1.98	0.45
25:BA:2127:G:H2'	25:BA:2128:C:C6	2.51	0.45
1:CA:1106:G:H5''	3:CC:172:ARG:CG	2.45	0.45
12:AL:116:LYS:C	12:AL:117:TYR:HD1	2.19	0.45
1:AA:1263:C:H2'	1:AA:1264:C:C6	2.52	0.45
8:CH:39:LEU:HD22	8:CH:39:LEU:HA	1.77	0.45
30:DF:84:VAL:HG12	30:DF:85:GLY:H	1.80	0.45
48:B1:13:ILE:C	48:B1:13:ILE:CD1	2.84	0.45
27:DC:227:PRO:HG2	27:DC:228:HIS:CD2	2.51	0.45
25:DA:2768:C:H2'	25:DA:2769:C:O4'	2.15	0.45
1:CA:542:G:P	4:CD:10:ARG:HH21	2.38	0.45
25:BA:2227:A:H5''	28:BD:263:ARG:NH1	2.31	0.45
25:BA:1921:G:O2'	25:BA:1922:G:H5'	2.15	0.45
25:DA:348:G:C4	25:DA:349:G:C8	3.04	0.45
25:BA:1990:C:H2'	25:BA:1991:U:C6	2.51	0.45
17:CQ:30:PRO:O	17:CQ:31:LEU:HB2	2.15	0.45
25:BA:2606:C:C2'	25:BA:2607:G:H5'	2.46	0.45
25:DA:2617:C:C2'	25:DA:2618:G:H5'	2.45	0.45
25:DA:2777:G:C4'	25:DA:2778:A:H5'	2.47	0.45
1:CA:236:G:H2'	1:CA:237:C:H6	1.81	0.45
25:BA:1603:A:C8	25:BA:1603:A:H5'	2.46	0.45
10:CJ:45:ARG:NH1	14:CN:36:PHE:CE2	2.79	0.45
1:AA:1336:C:H1'	1:AA:1337:G:C6	2.51	0.45
37:DQ:119:ARG:HG2	37:DQ:119:ARG:HH11	1.81	0.45
25:BA:1684:C:H2'	25:BA:1685:C:H6	1.79	0.45
1:AA:644:G:C2'	1:AA:645:C:H5'	2.46	0.45
37:DQ:79:LEU:HD23	37:DQ:80:GLU:N	2.32	0.45

Continued on next page...

Continued from previous page...

Atom-1	Atom-2	Interatomic distance (Å)	Clash overlap (Å)
35:BO:63:VAL:HG11	35:BO:85:VAL:CG2	2.46	0.45
37:BQ:107:ALA:C	37:BQ:109:VAL:N	2.69	0.45
25:DA:272(A):U:P	25:DA:272(A):U:O4'	2.73	0.45
2:AB:93:VAL:O	2:AB:93:VAL:HG23	2.16	0.45
27:BC:92:ALA:O	27:BC:94:TYR:N	2.49	0.45
13:CM:111:LYS:HB3	13:CM:112:GLY:H	1.48	0.45
25:DA:2064:C:H2'	25:DA:2065:C:C6	2.51	0.45
25:DA:1973:G:H2'	25:DA:1974:C:C6	2.50	0.45
22:CV:112:GLY:HA2	22:CV:122:VAL:HA	1.98	0.45
25:BA:2582:G:C2	25:BA:2583:G:C8	3.04	0.45
25:DA:108:U:H2'	25:DA:109:G:C8	2.51	0.45
25:DA:537:C:OP1	25:DA:995:C:N4	2.49	0.45
25:DA:705:A:C2	25:DA:727:A:H1'	2.50	0.45
27:DC:161:ARG:HD2	27:DC:161:ARG:O	2.16	0.45
35:BO:24:VAL:HG13	35:BO:24:VAL:O	2.15	0.45
14:CN:22:THR:OG1	14:CN:33:VAL:CG2	2.64	0.45
17:AQ:20:THR:HG23	17:AQ:43:LEU:HD23	1.98	0.45
25:BA:195:A:H4'	25:BA:251:A:O2'	2.16	0.45
33:BI:144:VAL:CG2	33:BI:145:VAL:N	2.79	0.45
1:AA:1118:C:O2'	1:AA:1119:C:H5'	2.16	0.45
2:CB:20:GLU:OE1	2:CB:20:GLU:HA	2.16	0.45
41:DU:90:VAL:HA	42:DV:11:GLN:NE2	2.31	0.45
34:DN:1:MET:N	42:DV:20:LEU:HD21	2.31	0.45
42:DV:35:LEU:C	42:DV:37:VAL:N	2.68	0.45
46:DZ:14:PRO:O	46:DZ:18:ARG:NE	2.50	0.45
48:D1:94:LEU:O	48:D1:96:LYS:N	2.49	0.45
44:DX:27:THR:HA	44:DX:79:ALA:O	2.16	0.45
44:DX:47:PHE:CD2	44:DX:89:ILE:HG23	2.51	0.45
21:CU:25:LYS:HB2	21:CU:25:LYS:HZ2	1.78	0.45
22:CV:149:LYS:CD	22:CV:163:LEU:HA	2.46	0.45
31:DG:116:ASP:O	31:DG:117:PHE:O	2.34	0.45
31:DG:115:ARG:HD2	31:DG:136:ARG:HG3	1.98	0.45
31:DG:59:GLU:C	31:DG:61:ALA:H	2.19	0.45
19:AS:37:ARG:H	19:AS:37:ARG:HG3	1.45	0.45
45:DY:42:VAL:HG12	45:DY:43:ASN:H	1.81	0.45
30:BF:7:TYR:HD2	30:BF:16:GLY:N	2.05	0.45
28:BD:243:GLY:O	28:BD:244:ARG:HB3	2.16	0.45
45:BY:26:LYS:CG	45:BY:27:VAL:H	2.01	0.45
30:DF:59:TYR:HD2	30:DF:78:ILE:CG1	2.29	0.45
1:AA:1131:G:H1	1:AA:1143:G:N2	2.08	0.45
1:AA:922:G:H2'	1:AA:923:A:C8	2.51	0.45

Continued on next page...

Continued from previous page...

Atom-1	Atom-2	Interatomic distance (Å)	Clash overlap (Å)
25:BA:1636:C:H2'	25:BA:1637:A:H8	1.80	0.45
25:BA:1637:A:C6	25:BA:1638:C:C4	3.05	0.45
29:DE:188:VAL:CG2	29:DE:189:PRO:HD2	2.46	0.45
36:DP:55:ARG:O	36:DP:56:SER:OG	2.30	0.45
2:AB:212:GLN:O	2:AB:216:SER:N	2.49	0.45
1:AA:266:G:O2'	1:AA:267:C:OP2	2.31	0.45
17:AQ:45:HIS:CG	17:AQ:47:PRO:HD3	2.51	0.45
13:CM:5:ALA:HB3	13:CM:22:ILE:HG23	1.97	0.45
13:AM:14:ARG:HG2	13:AM:14:ARG:H	1.53	0.45
25:DA:2821:A:OP2	29:DE:110:GLY:N	2.48	0.45
53:D6:12:GLU:HA	53:D6:23:THR:CA	2.30	0.45
5:AE:41:VAL:CG1	5:AE:42:GLY:N	2.80	0.45
10:CJ:55:LYS:HE2	10:CJ:55:LYS:HB3	1.75	0.45
25:DA:7:G:C5'	34:DN:130:HIS:HD2	2.29	0.45
34:DN:104:LYS:HB2	34:DN:117:PHE:HE1	1.74	0.45
15:CO:28:GLN:O	15:CO:32:LEU:HG	2.15	0.45
22:CV:11:THR:CG2	22:CV:12:LYS:N	2.78	0.45
10:AJ:50:ILE:CG1	14:AN:41:ARG:HD3	2.46	0.45
36:DP:99:LEU:HG	36:DP:102:ARG:NH1	2.30	0.45
30:DF:158:THR:O	30:DF:177:ALA:HA	2.16	0.45
1:AA:516:U:O4	1:AA:533:A:OP2	2.34	0.45
36:DP:126:VAL:HG12	36:DP:127:ALA:N	2.31	0.45
27:DC:150:ILE:CG2	27:DC:151:GLY:N	2.78	0.45
12:AL:89:ASP:O	12:AL:90:LEU:HD23	2.16	0.45
10:CJ:31:GLY:N	10:CJ:81:THR:CG2	2.79	0.45
1:CA:256:U:H2'	1:CA:257:G:O4'	2.16	0.45
46:BZ:18:ARG:HH12	46:BZ:83:GLU:HB3	1.81	0.45
4:CD:128:VAL:O	4:CD:129:ASN:ND2	2.50	0.45
44:BX:12:VAL:HG21	44:BX:17:ALA:CB	2.45	0.45
1:CA:544:G:P	4:CD:66:ARG:HH22	2.40	0.45
25:BA:2302:G:C2'	25:BA:2303:G:H5'	2.46	0.45
1:AA:7:G:C2	1:AA:298:A:C6	3.05	0.45
25:BA:1885:A:C2'	25:BA:1886:C:H5'	2.45	0.45
28:BD:10:THR:CG2	28:BD:13:ARG:HB3	2.42	0.45
8:AH:97:VAL:HG13	8:AH:98:LYS:HG3	1.98	0.45
25:BA:630:G:C4'	25:BA:640:C:H4'	2.46	0.45
1:CA:18:C:OP1	5:CE:14:ARG:NH1	2.47	0.45
5:CE:12:LEU:HD23	5:CE:128:PRO:CB	2.47	0.45
25:BA:2663:G:C6	25:BA:2664:G:C4	3.04	0.45
25:DA:2737:G:H2'	25:DA:2738:A:C8	2.52	0.45
1:CA:936:C:O2'	1:CA:937:A:H5'	2.16	0.45

Continued on next page...

Continued from previous page...

Atom-1	Atom-2	Interatomic distance (Å)	Clash overlap (Å)
22:CV:20:TRP:HA	22:CV:42:LYS:O	2.17	0.45
2:CB:188:ALA:O	2:CB:189:ASP:CB	2.63	0.45
25:BA:225:A:C2'	25:BA:226:G:H5'	2.47	0.45
27:DC:53:ARG:O	27:DC:54:ARG:C	2.54	0.45
2:CB:71:VAL:O	2:CB:165:VAL:HG22	2.16	0.45
41:DU:33:ARG:O	41:DU:37:GLU:HG3	2.16	0.45
25:DA:2012:G:O2'	43:DW:96:ILE:HD11	2.16	0.45
8:CH:25:ASP:O	8:CH:26:VAL:HB	2.16	0.45
8:CH:26:VAL:HG13	8:CH:59:LEU:HB2	1.97	0.45
1:AA:1079:G:C6	1:AA:1080:A:N6	2.84	0.45
25:DA:1313:U:H2'	25:DA:1313:U:O2	2.16	0.45
18:AR:53:ARG:HD2	18:AR:63:GLN:CB	2.46	0.45
25:BA:2668:G:C2'	25:BA:2669:G:H5'	2.46	0.45
44:BX:57:LEU:CD1	44:BX:78:LYS:HG2	2.46	0.45
20:AT:38:LYS:O	20:AT:40:ALA:N	2.49	0.45
1:CA:538:G:O2'	1:CA:539:A:H5'	2.15	0.45
1:CA:1442(A):G:N7	40:DT:118:ARG:HG3	2.32	0.45
25:DA:1004:C:O4'	25:DA:1010:A:C6	2.68	0.45
9:AI:125:TYR:OH	9:AI:127:LYS:HG3	2.16	0.45
25:BA:1381:G:C2'	25:BA:1382:G:H5'	2.46	0.45
25:DA:1957:C:H2'	25:DA:1958:C:C6	2.51	0.45
5:CE:101:ILE:CD1	5:CE:119:LEU:HD23	2.46	0.45
11:CK:90:GLY:C	11:CK:92:GLU:N	2.67	0.45
1:CA:511:C:C2	1:CA:512:U:C5	3.03	0.45
25:BA:271(C):C:O2'	25:BA:271(D):G:H5'	2.16	0.45
25:DA:422:A:H2'	25:DA:423:A:C8	2.51	0.45
25:BA:956:G:H5''	37:BQ:77:LYS:HE2	1.98	0.45
1:AA:304:U:H2'	1:AA:305:G:C8	2.52	0.45
25:DA:2842:G:H2'	25:DA:2843:G:O4'	2.15	0.45
25:BA:1414:G:C6	25:BA:1415:U:C4	3.04	0.45
11:CK:79:SER:OG	11:CK:106:LYS:HD2	2.16	0.45
25:DA:2058:A:N6	25:DA:2059:A:N6	2.64	0.45
25:BA:1009:A:H5''	41:BU:63:VAL:CG2	2.46	0.45
25:BA:2291:U:O2'	25:BA:2374:C:H1'	2.17	0.45
39:BS:54:LEU:C	39:BS:56:LEU:H	2.19	0.45
46:DZ:43:PHE:CD1	46:DZ:43:PHE:C	2.89	0.45
2:CB:41:ILE:HG22	2:CB:41:ILE:O	2.16	0.45
42:DV:39:LEU:HD22	42:DV:39:LEU:N	2.32	0.45
37:DQ:42:ILE:H	37:DQ:42:ILE:CD1	2.29	0.45
25:DA:2103:C:H3'	25:DA:2104:G:C5'	2.45	0.45
44:DX:21:PHE:O	44:DX:23:GLU:N	2.50	0.45

Continued on next page...

Continued from previous page...

Atom-1	Atom-2	Interatomic distance (Å)	Clash overlap (Å)
9:CI:87:GLN:C	9:CI:89:ASN:H	2.19	0.45
25:BA:2177:C:H6	25:BA:2177:C:O5'	1.98	0.45
1:CA:1117:G:O3'	9:CI:104:ARG:HG2	2.16	0.45
41:BU:65:ILE:HG22	41:BU:66:ASN:N	2.30	0.45
25:DA:483:A:H1'	45:DY:60:PHE:CZ	2.49	0.45
25:DA:84:A:N3	25:DA:85:G:H1'	2.32	0.45
45:DY:4:LYS:CD	45:DY:32:PRO:HG3	2.40	0.45
29:DE:33:VAL:HG23	29:DE:47:VAL:HG13	1.98	0.45
29:DE:50:GLY:O	29:DE:51:PHE:CB	2.65	0.45
16:AP:39:TYR:CD2	16:AP:73:LEU:HD11	2.51	0.45
20:AT:83:ARG:O	20:AT:84:LEU:C	2.53	0.45
52:B5:4:HIS:O	52:B5:5:PRO:C	2.51	0.45
30:DF:23:ASP:OD2	30:DF:24:LEU:HD23	2.15	0.45
46:BZ:29:ASN:C	46:BZ:31:HIS:N	2.67	0.45
50:D3:21:ALA:O	50:D3:24:LYS:N	2.49	0.45
35:DO:5:GLN:OE1	35:DO:5:GLN:HA	2.17	0.45
25:BA:274:G:C2'	25:BA:274:G:N3	2.79	0.45
31:BG:59:GLU:O	31:BG:60:LEU:C	2.54	0.45
25:BA:1639:U:HO2'	25:BA:1640:C:H5''	1.74	0.45
36:BP:125:VAL:HG21	36:BP:138:LEU:HD21	1.98	0.45
25:DA:285:C:C3'	25:DA:286:C:H5''	2.44	0.45
20:CT:12:ALA:O	20:CT:14:LYS:N	2.49	0.45
45:BY:53:PRO:HD2	45:BY:56:PRO:O	2.17	0.45
40:BT:26:ASP:OD2	40:BT:26:ASP:O	2.34	0.45
40:BT:28:VAL:CG1	40:BT:46:GLU:HA	2.42	0.45
25:DA:271(T):C:C5'	25:DA:271(T):C:C6	2.92	0.45
1:AA:426:G:P	4:AD:36:ARG:HH22	2.39	0.45
4:AD:63:LYS:HE3	4:AD:63:LYS:HB2	1.71	0.45
31:BG:50:ALA:C	31:BG:51:ARG:HE	2.20	0.45
19:CS:19:VAL:HG22	19:CS:44:MET:CG	2.46	0.45
45:DY:82:PRO:O	45:DY:83:THR:HG23	2.16	0.45
30:DF:157:VAL:HB	30:DF:194:MET:HB3	1.98	0.45
1:AA:376:G:N3	1:AA:389:A:C2	2.84	0.45
27:DC:118:PRO:HD2	27:DC:148:PHE:CE1	2.51	0.45
25:DA:2122:U:O2'	25:DA:2123:G:H5'	2.15	0.45
1:CA:472:A:H2'	1:CA:473:G:O4'	2.15	0.45
27:BC:174:ALA:HA	27:BC:175:PRO:HD3	1.83	0.45
8:AH:86:ILE:HB	8:AH:133:LEU:HD22	1.99	0.45
51:B4:54:LYS:C	51:B4:56:GLU:H	2.19	0.45
30:BF:114:VAL:HG11	30:BF:202:PHE:HE2	1.80	0.45
55:D8:41:ILE:O	55:D8:42:ARG:C	2.55	0.45

Continued on next page...

Continued from previous page...

Atom-1	Atom-2	Interatomic distance (Å)	Clash overlap (Å)
45:BY:14:LEU:HD12	45:BY:15:VAL:H	1.81	0.45
39:DS:104:GLY:C	39:DS:106:ARG:H	2.18	0.45
6:AF:11:ASN:HB3	6:AF:14:LEU:HG	1.97	0.45
25:DA:1759:A:H5''	25:DA:2715:C:C1'	2.46	0.45
1:CA:113:G:H1'	1:CA:354:G:H5''	1.97	0.45
25:BA:11:G:C2'	25:BA:12:U:H5'	2.46	0.45
6:CF:3:ARG:HD3	6:CF:64:GLN:NE2	2.31	0.45
1:CA:1259:C:H42	1:CA:1276:G:H1	1.63	0.45
28:DD:263:ARG:O	28:DD:264:LYS:C	2.54	0.45
25:DA:1335:U:H2'	25:DA:1336:A:H8	1.82	0.45
27:DC:74:ARG:HH11	27:DC:111:PHE:HA	1.81	0.45
4:AD:89:THR:C	4:AD:91:SER:H	2.20	0.45
4:AD:96:LEU:O	4:AD:99:SER:N	2.46	0.45
6:AF:37:VAL:O	6:AF:38:GLU:HG3	2.16	0.45
1:AA:243:A:C2	1:AA:246:A:C8	3.05	0.45
25:DA:2297:C:N4	25:DA:2320:A:N7	2.65	0.45
27:BC:181:PHE:CD2	27:BC:186:LEU:HG	2.52	0.45
1:CA:1269:A:C2	1:CA:1313:U:O4'	2.69	0.45
25:DA:846:C:H6	25:DA:846:C:O5'	1.99	0.45
32:BH:96:ALA:HB2	32:BH:105:LEU:HD13	1.98	0.45
32:BH:97:ARG:O	32:BH:98:LEU:HB2	2.16	0.45
1:CA:1498:U:H4'	1:CA:1519:A:H2	1.81	0.45
47:B0:65:VAL:CG1	47:B0:66:VAL:N	2.79	0.45
45:BY:3:VAL:HG12	45:BY:3:VAL:O	2.16	0.45
25:BA:2562:U:H1'	35:BO:23:ARG:CD	2.47	0.45
41:BU:24:TYR:HE1	41:BU:39:LEU:CD2	2.29	0.45
12:AL:15:VAL:HG23	12:AL:16:ARG:H	1.78	0.45
45:BY:36:ALA:HA	45:BY:69:ALA:N	2.31	0.45
25:BA:2013:A:H2'	25:BA:2014:A:H5'	1.96	0.45
28:BD:39:LYS:HE3	28:BD:39:LYS:HB2	1.73	0.45
25:BA:2679:A:O2'	25:BA:2680:C:H5'	2.15	0.45
5:AE:150:ARG:HB2	5:AE:150:ARG:NH1	2.30	0.45
25:BA:1819:A:H4'	25:BA:1820:U:O5'	2.16	0.45
4:AD:126:ILE:HG22	4:AD:127:THR:N	2.32	0.45
25:DA:1512:U:H2'	25:DA:1513:C:C6	2.52	0.45
25:BA:461:C:C2'	25:BA:462:C:H5'	2.47	0.45
28:DD:228:PRO:HG3	28:DD:234:GLY:O	2.16	0.45
1:CA:424:G:O2'	1:CA:425:G:H5'	2.16	0.45
28:BD:139:GLY:HA2	28:BD:164:GLN:HG2	1.98	0.45
1:CA:397:A:H5''	1:CA:397:A:N3	2.30	0.45
17:CQ:53:LEU:HD22	17:CQ:82:MET:CE	2.46	0.45

Continued on next page...

Continued from previous page...

Atom-1	Atom-2	Interatomic distance (Å)	Clash overlap (Å)
38:BR:18:LEU:HD11	38:BR:22:ARG:NE	2.31	0.45
31:BG:105:LYS:CE	51:B4:52:SER:HB3	2.46	0.45
25:BA:179:G:O2'	25:BA:180:G:H5'	2.16	0.45
25:DA:422:A:C6	25:DA:423:A:C6	3.04	0.45
25:DA:1418:G:OP1	25:DA:1588:C:O2'	2.30	0.45
31:DG:33:ARG:CZ	31:DG:33:ARG:HB3	2.45	0.45
10:CJ:3:LYS:HD2	10:CJ:77:PRO:HG3	1.98	0.45
41:BU:18:LEU:O	41:BU:19:LYS:C	2.53	0.45
1:CA:563:A:N7	1:CA:567:G:H1'	2.31	0.45
25:BA:205:G:O2'	25:BA:206:U:OP2	2.35	0.45
25:BA:1707:G:H2'	25:BA:1708:C:O4'	2.15	0.45
55:B8:62:LEU:N	55:B8:63:PRO:HD2	2.32	0.45
25:BA:666:G:OP1	36:BP:47:ASP:O	2.34	0.45
3:AC:112:SER:OG	3:AC:115:LEU:HG	2.16	0.45
7:AG:28:ASN:C	7:AG:30:ILE:H	2.19	0.45
32:BH:28:GLY:HA3	32:BH:79:VAL:CG2	2.46	0.45
46:DZ:37:TYR:C	46:DZ:37:TYR:CD1	2.90	0.45
2:CB:57:PHE:O	2:CB:58:ILE:C	2.55	0.45
25:DA:863:A:P	37:DQ:22:LYS:HG2	2.56	0.45
25:DA:917:A:N1	25:DA:918:A:N3	2.64	0.45
19:CS:40:ILE:CG2	19:CS:67:VAL:HA	2.46	0.45
20:AT:57:ARG:HD2	20:AT:102:GLY:HA3	1.98	0.45
1:CA:1145:C:C4'	1:CA:1146:A:H5'	2.30	0.45
25:BA:2784:C:O2'	25:BA:2785:C:H5'	2.17	0.45
40:BT:41:ARG:NH2	40:BT:43:GLN:HB2	2.31	0.45
3:AC:97:LYS:CG	3:AC:98:ASN:H	2.30	0.45
51:D4:37:PRO:HB3	51:D4:51:TYR:CG	2.51	0.45
10:AJ:32:ALA:H	10:AJ:76:ASN:CG	2.19	0.45
50:D3:18:ASP:O	50:D3:21:ALA:N	2.50	0.45
25:BA:1800:C:OP1	28:BD:266:SER:CB	2.63	0.45
36:BP:16:ARG:CB	36:BP:16:ARG:HH11	2.28	0.45
25:DA:1669:A:H5''	35:DO:5:GLN:NE2	2.31	0.45
46:BZ:119:ILE:O	46:BZ:170:ILE:HA	2.15	0.45
13:AM:2:ALA:HB3	13:AM:9:ILE:CG2	2.41	0.45
31:BG:42:GLY:O	31:BG:88:ILE:HG12	2.17	0.45
32:DH:102:ALA:HB1	32:DH:115:VAL:O	2.17	0.45
25:DA:2533:A:C2'	25:DA:2534:A:H5''	2.46	0.45
2:AB:47:THR:HG23	2:AB:202:PRO:HG2	1.98	0.45
1:CA:109:A:C6	1:CA:327:A:C6	3.05	0.45
1:AA:1030(B):C:H3'	1:AA:1030(C):G:C8	2.51	0.45
3:CC:55:VAL:HG12	3:CC:55:VAL:O	2.16	0.45

Continued on next page...

Continued from previous page...

Atom-1	Atom-2	Interatomic distance (Å)	Clash overlap (Å)
25:DA:1652:A:O2'	25:DA:1653:G:H5'	2.16	0.45
4:AD:14:ARG:HA	4:AD:39:PRO:HG3	1.98	0.45
4:AD:8:VAL:C	4:AD:10:ARG:H	2.19	0.45
25:BA:1689:A:N6	25:BA:1698:A:H2	1.96	0.45
15:CO:7:GLU:O	15:CO:8:LYS:C	2.55	0.45
40:DT:1:MET:O	40:DT:2:ASN:C	2.55	0.45
29:DE:181:LEU:HD11	40:DT:7:ILE:CG2	2.47	0.45
31:DG:73:ALA:O	31:DG:85:GLY:HA2	2.16	0.45
25:DA:2331:G:H4'	47:D0:43:THR:H	1.81	0.45
30:DF:170:LEU:HD23	30:DF:172:TRP:CZ2	2.52	0.45
10:CJ:36:GLY:HA2	10:CJ:37:PRO:HD3	1.85	0.45
10:CJ:6:ILE:HG22	10:CJ:98:ILE:CD1	2.46	0.45
25:BA:782:A:H4'	25:BA:783:A:O5'	2.17	0.45
1:CA:84:U:H2'	1:CA:88:A:H5'	1.97	0.45
43:DW:80:PRO:O	43:DW:100:THR:HG22	2.16	0.45
28:DD:16:MET:CE	28:DD:211:ARG:HE	2.29	0.45
51:B4:42:CYS:HB2	51:B4:43:GLY:H	1.37	0.45
1:AA:839:U:O2	1:AA:839:U:H2'	2.16	0.45
25:DA:568:U:O2	25:DA:570:G:C8	2.69	0.45
28:BD:133:LEU:HB3	28:BD:173:VAL:HG11	1.98	0.45
25:DA:1174:A:H5''	25:DA:1175:U:H5''	1.97	0.45
1:AA:41:G:O2'	1:AA:42:G:H5'	2.16	0.45
4:AD:3:ARG:NE	4:AD:5:ILE:HG13	2.31	0.45
30:BF:125:LEU:HD12	30:BF:194:MET:HB2	1.98	0.45
1:CA:965:A:C2	1:CA:969:A:C2	3.05	0.45
25:BA:410:G:C2	25:BA:418:G:N3	2.85	0.45
55:D8:29:LYS:HD3	55:D8:44:LYS:CB	2.45	0.45
25:BA:26:G:C6	25:BA:27:G:N1	2.84	0.45
36:DP:32:THR:O	36:DP:33:ARG:CB	2.64	0.45
1:CA:757:U:H5''	1:CA:822:C:O2	2.16	0.45
38:DR:104:ARG:NH1	38:DR:104:ARG:CB	2.71	0.45
8:AH:54:ASP:O	8:AH:56:LYS:N	2.49	0.45
25:DA:2807:G:H3'	25:DA:2808:U:H5''	1.99	0.45
25:DA:151:C:C2	25:DA:176:G:N2	2.85	0.45
6:AF:77:ARG:NH1	6:AF:77:ARG:HB2	2.27	0.45
25:DA:805:G:O6	25:DA:2068:U:H5	1.99	0.45
38:DR:82:GLU:H	38:DR:85:PRO:HD2	1.81	0.45
1:CA:1194:U:H4'	5:CE:22:GLY:O	2.15	0.45
46:DZ:32:LEU:HD23	46:DZ:89:VAL:HG21	1.99	0.45
20:CT:60:GLU:HG3	20:CT:81:LYS:HE3	1.97	0.45
1:AA:997:U:O2'	1:AA:998:G:H5''	2.16	0.45

Continued on next page...

Continued from previous page...

Atom-1	Atom-2	Interatomic distance (Å)	Clash overlap (Å)
32:BH:120:GLY:HA3	32:BH:140:LYS:HZ3	1.81	0.45
32:BH:91:GLY:H	32:BH:160:LYS:HA	1.81	0.45
13:AM:108:ARG:HH11	13:AM:108:ARG:HG3	1.82	0.45
4:AD:152:SER:O	4:AD:153:ARG:C	2.54	0.45
13:AM:92:HIS:CD2	13:AM:98:VAL:HG21	2.52	0.45
1:CA:245:C:O2'	1:CA:246:A:P	2.74	0.45
25:DA:139(A):G:O6	25:DA:1596:A:OP1	2.34	0.45
11:CK:24:SER:O	11:CK:88:GLY:HA2	2.15	0.45
14:AN:53:LEU:HB3	14:AN:56:VAL:CG2	2.46	0.45
26:DB:118:G:H2'	26:DB:119:G:C8	2.50	0.45
1:AA:986:A:H2'	1:AA:987:G:O4'	2.17	0.45
25:DA:664:C:O2'	25:DA:665:C:H5'	2.16	0.45
16:CP:59:TRP:CE3	16:CP:59:TRP:HA	2.51	0.45
54:D7:36:GLN:CG	54:D7:36:GLN:O	2.63	0.45
1:CA:1478:C:O2'	1:CA:1479:C:H5'	2.16	0.45
25:BA:748:G:C8	43:BW:89:ALA:HB1	2.50	0.45
1:AA:140:A:H2'	1:AA:141:A:C8	2.52	0.45
51:D4:58:TYR:O	51:D4:59:VAL:HB	2.16	0.45
41:BU:110:VAL:O	41:BU:113:ALA:HB3	2.17	0.45
14:AN:36:PHE:CD1	14:AN:37:PHE:N	2.84	0.45
46:BZ:61:PRO:C	46:BZ:63:GLY:N	2.69	0.45
6:AF:4:TYR:CE2	6:AF:67:MET:HG2	2.51	0.45
8:CH:114:THR:C	8:CH:116:LYS:H	2.20	0.45
8:CH:114:THR:O	8:CH:116:LYS:N	2.50	0.45
11:AK:21:ILE:HB	11:AK:84:VAL:HG12	1.97	0.45
25:DA:2547:U:H2'	25:DA:2548:G:C8	2.50	0.45
25:DA:425:G:O2'	25:DA:426:C:H5'	2.16	0.45
29:BE:147:PRO:HG2	29:BE:148:GLY:N	2.32	0.45
41:BU:115:ALA:C	41:BU:117:GLN:H	2.19	0.45
25:BA:2886:G:N2	25:BA:2887:U:C2	2.84	0.45
2:CB:53:ARG:NH1	2:CB:199:TYR:HA	2.32	0.45
12:CL:58:THR:O	12:CL:59:SER:CB	2.65	0.45
49:B2:70:GLN:HG3	49:B2:71:ASN:H	1.81	0.45
1:AA:1275:A:O2'	1:AA:1276:G:H5'	2.17	0.45
52:D5:37:LYS:O	52:D5:38:ALA:C	2.54	0.45
29:BE:179:GLU:CB	29:BE:181:LEU:HD13	2.46	0.45
1:CA:337:C:N4	1:CA:338:A:N6	2.64	0.45
3:AC:15:THR:HG22	3:AC:16:ARG:N	2.32	0.45
7:AG:15:ASP:H	7:AG:20:ASP:H	1.64	0.45
9:AI:50:LEU:O	9:AI:53:VAL:HG22	2.16	0.45
42:DV:20:LEU:C	42:DV:21:ARG:HE	2.20	0.45

Continued on next page...

Continued from previous page...

Atom-1	Atom-2	Interatomic distance (Å)	Clash overlap (Å)
25:DA:950:G:O2'	25:DA:951:C:H5'	2.17	0.45
25:DA:972:G:OP2	25:DA:974:G:H5''	2.16	0.45
26:DB:92:C:OP2	37:DQ:18:LYS:HE3	2.17	0.45
20:AT:43:LEU:HD12	20:AT:52:ALA:HA	1.99	0.45
48:D1:72:GLU:HA	48:D1:75:GLU:HB3	1.99	0.45
1:CA:1351:U:H2'	1:CA:1352:C:C6	2.51	0.45
7:CG:58:PRO:O	7:CG:61:VAL:N	2.50	0.45
1:CA:1129:C:N4	1:CA:1135:U:H3	2.08	0.45
19:AS:36:ARG:NH2	19:AS:75:ALA:HB3	2.31	0.45
45:DY:8:LYS:CD	45:DY:8:LYS:H	2.29	0.45
25:BA:1899:G:N2	25:BA:1902:C:N4	2.31	0.45
40:BT:16:ARG:NH2	40:BT:82:LEU:HD12	2.31	0.45
1:AA:185:A:H2'	1:AA:186:C:H6	1.81	0.45
20:AT:83:ARG:O	20:AT:84:LEU:O	2.35	0.45
10:AJ:32:ALA:HB3	10:AJ:76:ASN:HB2	1.99	0.45
53:D6:41:PRO:HG2	53:D6:42:TRP:N	2.31	0.45
27:BC:112:ASP:O	27:BC:137:LEU:HD22	2.17	0.45
31:BG:58:GLN:NE2	31:BG:59:GLU:HB2	2.31	0.45
31:DG:16:ARG:CZ	31:DG:31:VAL:CG1	2.95	0.45
2:AB:14:GLY:O	2:AB:15:VAL:CG2	2.50	0.45
2:AB:215:LEU:HA	2:AB:218:ALA:CB	2.47	0.45
2:AB:223:ILE:O	2:AB:226:ARG:HB3	2.16	0.45
40:BT:28:VAL:O	40:BT:29:ARG:CD	2.65	0.45
13:CM:23:TYR:CE1	13:CM:71:ARG:HB2	2.51	0.45
1:AA:1327:C:H2'	1:AA:1328:C:C6	2.51	0.45
55:B8:10:ALA:C	55:B8:12:LYS:N	2.69	0.45
4:AD:30:LYS:HA	4:AD:35:ARG:HD2	1.97	0.45
4:AD:28:SER:OG	4:AD:30:LYS:HG2	2.16	0.45
5:AE:110:LEU:HD22	5:AE:115:VAL:HG21	1.98	0.45
23:CW:5:G:O2'	23:CW:6:G:H5'	2.17	0.45
3:CC:113:ALA:CB	3:CC:183:ASP:HB3	2.46	0.45
10:CJ:50:ILE:CD1	10:CJ:57:LYS:HD2	2.47	0.45
1:CA:974:A:OP2	14:CN:41:ARG:NH1	2.49	0.45
40:DT:102:ILE:O	40:DT:102:ILE:HG13	2.16	0.45
8:AH:1:MET:O	8:AH:2:LEU:CB	2.64	0.45
25:DA:70:G:H2'	25:DA:113:G:O2'	2.15	0.45
47:D0:72:ARG:HH21	47:D0:75:LEU:CD1	2.29	0.45
40:DT:28:VAL:HG22	40:DT:46:GLU:CA	2.46	0.45
25:BA:1021:A:H8	25:BA:1022:G:H4'	1.80	0.45
33:BI:10:GLU:O	33:BI:11:ASN:CB	2.65	0.45
17:CQ:77:VAL:O	17:CQ:78:GLU:CB	2.64	0.45

Continued on next page...

Continued from previous page...

Atom-1	Atom-2	Interatomic distance (Å)	Clash overlap (Å)
47:D0:27:GLU:HG3	47:D0:28:GLY:N	2.31	0.45
1:AA:1193:G:O2'	1:AA:1194:U:H5'	2.16	0.45
25:BA:784:A:N7	28:BD:229:VAL:CG2	2.67	0.45
25:DA:2122:U:O2	27:DC:173:HIS:HE1	2.00	0.45
51:B4:40:ILE:HB	51:B4:48:ILE:CG1	2.46	0.45
51:B4:60:GLU:O	51:B4:61:VAL:CB	2.64	0.45
25:DA:573:G:O6	25:DA:2030:A:H3'	2.17	0.45
28:DD:60:ARG:NH1	28:DD:86:PRO:O	2.50	0.45
28:BD:146:GLU:HB2	28:BD:189:CYS:HB3	1.97	0.45
35:DO:14:THR:HG21	35:DO:86:ILE:CD1	2.47	0.45
1:CA:1329:A:N7	21:CU:7:ARG:NH2	2.59	0.45
1:CA:1523:G:H2'	1:CA:1524:C:C6	2.50	0.45
25:DA:812:C:O2'	25:DA:813:U:H5'	2.17	0.45
11:AK:59:TYR:CZ	11:AK:63:LEU:HD11	2.51	0.45
1:AA:718:G:H1'	11:AK:116:HIS:HA	1.97	0.45
1:CA:1101:A:O2'	1:CA:1102:A:OP2	2.35	0.45
16:AP:20:VAL:HG21	16:AP:32:TYR:HB2	1.98	0.45
25:BA:27:G:O2'	25:BA:28:A:H8	2.00	0.45
1:AA:1107:C:OP1	3:AC:174:PRO:HD3	2.15	0.45
25:DA:1578:U:C2'	25:DA:1579:A:H5'	2.45	0.45
4:CD:162:LEU:HA	4:CD:162:LEU:HD23	1.64	0.45
25:BA:286:C:H6	25:BA:286:C:C5'	2.27	0.45
36:DP:33:ARG:O	36:DP:35:HIS:O	2.34	0.45
38:DR:111:LEU:H	38:DR:111:LEU:HD22	1.81	0.45
25:BA:1300:U:O2'	25:BA:1301:A:OP2	2.30	0.45
38:DR:55:ALA:HA	38:DR:80:PHE:CE1	2.52	0.45
22:AV:87:THR:HG1	22:AV:89:GLU:CD	2.19	0.45
25:DA:1798:U:H5'	28:DD:259:THR:HG22	1.97	0.45
6:AF:78:GLU:O	6:AF:81:ILE:HG13	2.16	0.45
41:DU:86:ALA:HB2	41:DU:116:ALA:CB	2.41	0.45
29:BE:119:ARG:HD3	29:BE:160:TYR:HB2	1.98	0.45
29:BE:119:ARG:CD	29:BE:160:TYR:HB2	2.46	0.45
22:AV:94:PRO:O	22:AV:96:SER:N	2.50	0.45
36:DP:135:LEU:CD2	36:DP:144:GLU:HG3	2.46	0.45
7:AG:50:ILE:CG2	7:AG:58:PRO:HA	2.44	0.45
25:DA:251:A:H2'	25:DA:252:G:O4'	2.17	0.45
41:DU:27:LEU:O	41:DU:31:SER:N	2.35	0.45
25:DA:2199:A:H3'	25:DA:2200:C:C6	2.50	0.45
10:CJ:33:GLN:O	10:CJ:75:ILE:HG12	2.17	0.45
25:BA:1416:G:O2'	25:BA:1417:C:O5'	2.35	0.45
1:CA:550:G:C2	1:CA:551:U:C2	3.04	0.45

Continued on next page...

Continued from previous page...

Atom-1	Atom-2	Interatomic distance (Å)	Clash overlap (Å)
33:BI:62:LYS:O	33:BI:66:GLU:HB3	2.16	0.45
2:AB:95:GLN:CB	2:AB:148:TYR:HD1	2.30	0.45
34:BN:119:ARG:NH1	34:BN:119:ARG:HG3	2.32	0.45
1:CA:1326:C:O2'	1:CA:1327:C:H5'	2.15	0.45
25:DA:598:G:C5'	36:DP:15:ARG:HD2	2.44	0.45
25:DA:1312:U:H4'	25:DA:1313:U:O5'	2.16	0.45
25:DA:672:C:C2	25:DA:809:G:N2	2.85	0.45
25:BA:1574:C:O5'	25:BA:1574:C:H6	1.99	0.45
25:BA:1955:U:O2'	25:BA:1956:U:H5'	2.17	0.45
1:AA:145:G:N3	1:AA:146:G:H1'	2.31	0.45
1:CA:913:A:H1'	1:CA:914:A:O4'	2.17	0.45
40:DT:134:GLU:O	40:DT:135:ALA:CB	2.65	0.45
23:CW:40:C:O2'	23:CW:41:C:H5'	2.16	0.45
1:CA:658:G:O4'	15:CO:22:THR:HB	2.17	0.45
15:AO:40:SER:O	15:AO:44:LYS:HE3	2.17	0.45
48:B1:66:HIS:O	48:B1:67:ILE:C	2.55	0.45
1:CA:1432:G:OP1	40:DT:107:ASP:HB2	2.16	0.45
47:B0:23:LYS:O	47:B0:24:ARG:CG	2.65	0.45
1:CA:1483:A:H2	25:DA:1959:G:N3	2.14	0.45
25:BA:296:C:O2'	25:BA:297:C:H5'	2.16	0.45
26:BB:12:C:H2'	47:B0:72:GLY:HA3	1.98	0.45
1:AA:775:G:O2'	1:AA:776:G:H5'	2.16	0.45
1:CA:753:A:H4'	1:CA:754:C:H5''	1.98	0.45
28:DD:155:LEU:HG	28:DD:177:LEU:HD22	1.97	0.45
1:CA:892:A:O2'	1:CA:1415:G:H4'	2.16	0.45
20:CT:94:ALA:O	20:CT:95:ALA:HB3	2.17	0.45
55:B8:14:VAL:HG23	55:B8:24:ALA:HB2	1.99	0.45
1:AA:49:U:O2'	1:AA:50:A:H2'	2.16	0.45
1:AA:1477:C:O2'	1:AA:1478:C:H5'	2.16	0.45
25:DA:1702:G:C6	25:DA:1703:G:N7	2.85	0.45
1:AA:529:G:O6	12:AL:46:ASN:ND2	2.49	0.45
1:CA:909:A:H2'	1:CA:910:C:O4'	2.16	0.45
1:CA:289:G:C6	1:CA:290:C:N4	2.84	0.45
25:BA:2240:C:O2'	25:BA:2241:A:H5'	2.15	0.45
25:DA:2742:C:OP1	56:D9:35:ARG:HD3	2.17	0.45
25:BA:1804:C:H6	25:BA:1804:C:O5'	1.98	0.45
28:DD:78:LYS:HE3	28:DD:78:LYS:HB2	1.79	0.45
25:BA:2246:G:H1'	25:BA:2426:A:C2	2.52	0.45
39:BS:95:HIS:O	39:BS:96:GLY:C	2.53	0.45
33:BI:120:ILE:HD13	33:BI:126:TYR:CD1	2.52	0.45
25:BA:2874:C:C6	25:BA:2875:C:H5	2.35	0.45

Continued on next page...

Continued from previous page...

Atom-1	Atom-2	Interatomic distance (Å)	Clash overlap (Å)
1:AA:1059:C:H2'	1:AA:1060:C:H6	1.82	0.45
46:DZ:7:TYR:HB2	46:DZ:37:TYR:CZ	2.51	0.45
50:D3:19:GLN:NE2	50:D3:52:HIS:CE1	2.85	0.45
25:DA:1158:C:H2'	25:DA:1159:U:O4'	2.16	0.45
42:DV:60:GLU:HB3	42:DV:97:LYS:HE2	1.98	0.45
25:DA:818:G:O2'	25:DA:819:A:H5''	2.16	0.45
25:DA:2103:C:C3'	25:DA:2104:G:C5'	2.92	0.45
25:DA:2183:C:H3'	25:DA:2183:C:P	2.56	0.45
7:CG:136:LYS:NZ	7:CG:140:ASP:OD1	2.45	0.45
13:CM:88:ARG:O	13:CM:98:VAL:HG11	2.17	0.45
31:DG:106:LEU:HG	31:DG:107:LEU:HD23	1.99	0.45
31:DG:59:GLU:OE1	31:DG:153:ARG:NH2	2.48	0.45
1:AA:1324:A:H2'	1:AA:1325:C:O4'	2.17	0.45
19:AS:6:LYS:N	19:AS:6:LYS:HE3	2.32	0.45
30:BF:19:GLU:HG2	30:BF:20:LEU:N	2.31	0.45
30:BF:2:LYS:HG2	30:BF:25:PRO:CB	2.46	0.45
3:AC:76:VAL:HG21	3:AC:103:VAL:CG1	2.45	0.45
3:AC:19:GLU:HA	3:AC:54:ARG:NH1	2.29	0.45
3:AC:68:VAL:CG1	3:AC:70:VAL:HG23	2.45	0.45
30:DF:59:TYR:HD2	30:DF:78:ILE:HG13	1.81	0.45
25:DA:1106:G:C8	25:DA:1106:G:H3'	2.51	0.45
40:BT:51:ARG:HG2	40:BT:98:LYS:HE3	1.97	0.45
28:BD:267:SER:O	28:BD:268:ARG:HB2	2.17	0.45
25:DA:1567:A:C5'	28:DD:58:HIS:CD2	2.87	0.45
25:BA:1639:U:H2'	25:BA:1640:C:H5''	1.98	0.45
29:DE:11:MET:HB3	29:DE:24:THR:HA	1.99	0.45
53:B6:35:GLU:HG3	53:B6:51:GLU:CD	2.37	0.45
32:DH:94:TYR:OH	32:DH:160:LYS:HD3	2.16	0.45
2:AB:194:PRO:HG2	2:AB:195:ASP:OD1	2.17	0.45
3:CC:19:GLU:HG3	3:CC:54:ARG:NH1	2.31	0.45
1:CA:1187:G:OP1	9:CI:113:LYS:HE2	2.16	0.45
25:DA:2790:A:C2'	25:DA:2791:C:H5'	2.46	0.45
42:BV:2:PHE:CB	42:BV:42:GLY:N	2.79	0.45
49:D2:10:LEU:HD21	49:D2:59:ARG:HD2	1.96	0.45
25:DA:74:A:H5''	25:DA:75:G:O4'	2.16	0.45
15:CO:75:PRO:HG2	15:CO:76:GLU:N	2.32	0.45
14:AN:27:CYS:HB3	14:AN:43:CYS:SG	2.56	0.45
11:AK:57:THR:HG23	11:AK:58:PRO:HD2	1.98	0.45
1:CA:1026:G:O6	1:CA:1035:A:N1	2.50	0.45
1:CA:1028:C:H2'	1:CA:1029:C:H5'	1.99	0.45
10:CJ:18:ALA:C	10:CJ:20:ALA:H	2.19	0.45

Continued on next page...

Continued from previous page...

Atom-1	Atom-2	Interatomic distance (Å)	Clash overlap (Å)
25:BA:2492:U:C2	25:BA:2493:U:C5	3.04	0.45
30:BF:89:VAL:HG12	30:BF:90:PHE:H	1.77	0.45
6:CF:72:VAL:CG1	6:CF:73:ASN:H	2.24	0.45
25:DA:2070:G:C2	25:DA:2442:C:C2	3.04	0.45
1:CA:472:A:H4'	16:CP:82:GLN:NE2	2.17	0.45
45:DY:68:HIS:HB3	45:DY:71:LYS:HZ3	1.81	0.45
11:CK:65:ALA:HB1	11:CK:98:LEU:CD2	2.46	0.45
25:BA:1505:C:C5	25:BA:1506:C:H1'	2.52	0.45
18:AR:44:LEU:O	18:AR:51:LEU:HG	2.15	0.45
25:DA:20:C:O2'	25:DA:21:A:H5'	2.16	0.45
36:DP:33:ARG:O	36:DP:34:GLY:C	2.53	0.45
9:AI:89:ASN:HB3	9:AI:92:TYR:HD1	1.81	0.45
25:DA:2636:U:H4'	29:DE:80:GLU:OE2	2.17	0.45
6:CF:41:GLU:HB2	6:CF:62:TRP:HB3	1.98	0.45
35:BO:17:ARG:O	35:BO:18:LYS:HD2	2.16	0.45
25:BA:2114:A:H2'	25:BA:2115:G:C8	2.51	0.45
1:AA:988:G:H2'	1:AA:989:C:O4'	2.17	0.45
25:BA:1488:G:N2	25:BA:1502:C:C2	2.85	0.45
32:BH:98:LEU:HD22	32:BH:125:VAL:CG2	2.47	0.45
25:DA:2735:G:H2'	25:DA:2736:G:H8	1.80	0.45
17:CQ:14:LYS:CD	17:CQ:14:LYS:H	2.29	0.45
27:BC:6:LYS:NZ	27:BC:9:ARG:CB	2.79	0.45
27:BC:139:PRO:HA	27:BC:145:THR:OG1	2.17	0.45
13:AM:108:ARG:HH11	13:AM:108:ARG:CG	2.30	0.45
25:BA:1935:G:H1'	25:BA:1964:G:C2	2.52	0.45
23:CW:19:G:C4	23:CW:57:A:C2	3.05	0.45
32:BH:41:MET:SD	32:BH:41:MET:N	2.90	0.45
27:BC:195:ARG:HH11	27:BC:195:ARG:HG3	1.81	0.45
30:BF:69:HIS:N	30:BF:69:HIS:ND1	2.64	0.45
25:BA:1771:C:C1'	25:BA:1786:A:C8	2.99	0.45
29:BE:134:ILE:O	29:BE:136:ARG:N	2.50	0.45
1:AA:274:A:O2'	1:AA:275:G:O5'	2.34	0.45
26:DB:65:C:C2'	26:DB:66:A:H5'	2.47	0.45
25:BA:658:C:H2'	25:BA:659:C:C6	2.51	0.45
1:CA:1473:A:O2'	1:CA:1474:G:H5'	2.16	0.45
4:AD:168:ARG:HH11	4:AD:168:ARG:HG3	1.82	0.45
31:BG:7:LEU:HD12	31:BG:104:GLU:HA	1.98	0.45
1:CA:25:C:H2'	1:CA:26:A:C8	2.52	0.45
11:CK:92:GLU:C	11:CK:94:ALA:N	2.70	0.45
38:DR:60:LEU:HD22	38:DR:64:ARG:HG3	1.98	0.45
25:BA:1563:G:O2'	25:BA:1564:C:H5'	2.17	0.45

Continued on next page...

Continued from previous page...

Atom-1	Atom-2	Interatomic distance (Å)	Clash overlap (Å)
25:DA:458:G:O2'	54:D7:39:ARG:HD3	2.17	0.45
22:AV:8:ARG:O	22:AV:9:PRO:C	2.53	0.45
1:AA:885:G:H2'	1:AA:886:G:H8	1.80	0.45
25:DA:1292:U:H2'	25:DA:1293:C:C6	2.51	0.45
46:DZ:75:LEU:N	46:DZ:75:LEU:HD22	2.32	0.45
11:AK:17:GLY:HA3	11:AK:77:MET:SD	2.57	0.45
54:B7:20:ALA:O	54:B7:21:ARG:C	2.53	0.45
36:BP:47:ASP:HB3	36:BP:48:PRO:C	2.37	0.45
25:BA:157:U:O2	25:BA:171:G:C6	2.69	0.45
2:CB:61:LEU:HD21	2:CB:68:ILE:CD1	2.29	0.45
25:DA:1155:A:H4'	41:DU:55:ARG:HH12	1.81	0.45
41:DU:96:ALA:C	41:DU:98:LEU:H	2.19	0.45
32:BH:155:SER:O	32:BH:158:HIS:N	2.50	0.45
9:CI:77:ILE:HG22	9:CI:78:LYS:N	2.30	0.45
9:CI:84:ALA:C	9:CI:86:VAL:H	2.20	0.45
13:CM:106:ASN:O	13:CM:108:ARG:N	2.49	0.45
25:BA:999:U:H5''	25:BA:1154:G:O6	2.16	0.45
25:DA:884:C:C3'	25:DA:885:C:C5'	2.95	0.45
25:DA:2305:A:C2'	25:DA:2306:C:H5''	2.46	0.45
31:DG:116:ASP:O	31:DG:117:PHE:C	2.54	0.45
31:DG:59:GLU:HA	31:DG:62:LEU:CD1	2.47	0.45
1:AA:1313:U:H2'	1:AA:1314:C:H6	1.82	0.45
45:DY:43:ASN:O	45:DY:63:LYS:O	2.35	0.45
25:DA:278:A:H4'	25:DA:279:C:OP2	2.17	0.45
3:AC:41:GLY:HA3	3:AC:45:LYS:NZ	2.27	0.45
3:AC:42:LEU:H	3:AC:42:LEU:HD12	1.82	0.45
3:AC:95:THR:HG22	3:AC:97:LYS:H	1.81	0.45
30:DF:114:VAL:CG2	30:DF:202:PHE:CE2	2.99	0.45
36:DP:12:ALA:CB	36:DP:16:ARG:HB3	2.46	0.45
45:BY:37:VAL:O	45:BY:38:ILE:HG12	2.17	0.45
31:BG:59:GLU:HA	31:BG:62:LEU:HB3	1.99	0.45
32:DH:132:ARG:C	32:DH:133:VAL:CG2	2.85	0.45
32:DH:87:LEU:HD21	32:DH:145:ALA:HB1	1.99	0.45
28:BD:35:LYS:O	28:BD:64:ILE:N	2.50	0.45
32:DH:158:HIS:HD2	32:DH:170:ARG:O	2.00	0.45
25:DA:2393:A:C4'	36:DP:60:MET:O	2.65	0.45
36:DP:58:THR:C	36:DP:61:ARG:NE	2.70	0.45
1:AA:1025:U:C4'	1:AA:1026:G:H8	2.11	0.45
8:AH:102:ARG:N	8:AH:102:ARG:NE	2.48	0.45
25:DA:275:G:C8	25:DA:276:A:C4'	2.99	0.45
25:BA:656:G:H2'	25:BA:657:U:O4'	2.16	0.45

Continued on next page...

Continued from previous page...

Atom-1	Atom-2	Interatomic distance (Å)	Clash overlap (Å)
4:AD:31:CYS:C	4:AD:33:MET:N	2.65	0.45
22:CV:8:ARG:NH2	23:CW:4:G:H5''	2.31	0.45
25:DA:2882:A:OP1	38:DR:96:ARG:HD3	2.16	0.45
30:BF:59:TYR:CD2	30:BF:78:ILE:HG12	2.51	0.45
40:DT:91:ARG:O	40:DT:93:ARG:N	2.38	0.45
22:CV:11:THR:CG2	22:CV:12:LYS:H	2.27	0.45
1:AA:1053:G:C6	1:AA:1199:U:H2'	2.52	0.45
1:AA:1365:G:H2'	1:AA:1366:C:C6	2.52	0.45
37:BQ:111:GLU:O	37:BQ:115:MET:HG2	2.16	0.45
36:DP:85:LEU:HD22	36:DP:115:LEU:O	2.17	0.45
52:B5:55:ARG:NE	52:B5:55:ARG:HA	2.31	0.45
16:AP:28:ARG:O	16:AP:30:GLY:N	2.47	0.45
1:AA:473:G:H5''	16:AP:81:ARG:CZ	2.47	0.45
10:CJ:6:ILE:CD1	10:CJ:72:VAL:HB	2.46	0.45
1:AA:393:A:C2	1:AA:394:G:C8	3.05	0.45
1:CA:738:C:H5''	6:CF:69:GLU:HB2	1.99	0.45
6:CF:75:LEU:HD23	6:CF:76:ALA:N	2.32	0.45
25:DA:246:C:N4	55:D8:8:LYS:HG2	2.31	0.45
1:CA:253:U:O2'	1:CA:254:G:H5'	2.16	0.45
27:BC:33:LEU:HB3	27:BC:221:PRO:HB2	1.99	0.45
12:CL:57:LEU:CD2	12:CL:63:VAL:HG22	2.47	0.45
1:AA:613:C:H2'	1:AA:614:A:H8	1.78	0.45
25:BA:1484:G:H2'	25:BA:1485:G:C5'	2.46	0.45
1:CA:1456:G:O3'	20:CT:39:LYS:NZ	2.45	0.45
4:CD:30:LYS:CA	4:CD:35:ARG:HD2	2.38	0.45
56:B9:29:ASN:HA	56:B9:30:PRO:HD2	1.74	0.45
1:AA:1106:G:H5''	3:AC:172:ARG:CD	2.47	0.45
25:BA:278:A:C4'	25:BA:279:C:OP2	2.65	0.45
25:DA:17:G:O2'	25:DA:18:C:H5'	2.16	0.45
25:DA:2473:U:O2	25:DA:2473:U:H2'	2.16	0.45
25:DA:840:C:H2'	25:DA:841:A:C8	2.51	0.45
29:DE:169:ASN:C	29:DE:169:ASN:ND2	2.65	0.45
37:DQ:52:VAL:HA	37:DQ:55:VAL:HG22	1.98	0.45
25:DA:1963:U:O2	25:DA:1963:U:H2'	2.17	0.45
20:AT:44:ALA:HB1	20:AT:92:LEU:HG	1.99	0.45
34:BN:107:LEU:HD23	34:BN:107:LEU:HA	1.74	0.45
1:AA:565:U:H6	1:AA:566:G:H2'	1.81	0.45
35:DO:20:MET:CE	35:DO:44:LYS:HE3	2.47	0.45
4:AD:76:ARG:C	4:AD:78:LEU:H	2.20	0.45
49:B2:33:MET:HA	49:B2:36:ARG:NH1	2.32	0.45
29:BE:97:LYS:HA	29:BE:97:LYS:CE	2.45	0.45

Continued on next page...

Continued from previous page...

Atom-1	Atom-2	Interatomic distance (Å)	Clash overlap (Å)
1:AA:688:G:H5'	11:AK:46:GLY:O	2.17	0.45
1:AA:1015:A:C6	1:AA:1016:A:C6	3.04	0.45
8:CH:44:PHE:HA	8:CH:79:VAL:HG11	1.99	0.45
25:BA:806:C:OP2	36:BP:39:LYS:HB3	2.16	0.45
25:DA:2620:C:O2'	29:DE:157:ALA:O	2.34	0.45
5:AE:7:GLU:O	5:AE:8:GLU:CB	2.64	0.45
36:DP:123:LEU:C	36:DP:123:LEU:HD12	2.37	0.45
29:BE:175:VAL:O	29:BE:177:PRO:HD3	2.16	0.45
43:BW:11:ARG:HH21	43:BW:99:ARG:N	2.14	0.45
4:CD:10:ARG:HG2	4:CD:10:ARG:HH11	1.81	0.45
5:AE:98:THR:CG2	5:AE:117:ASP:HB3	2.43	0.45
1:AA:932:C:H42	1:AA:1385:G:H1	1.63	0.45
25:BA:1582:C:C2	25:BA:1583:A:C8	3.05	0.45
49:D2:29:LYS:O	49:D2:32:LEU:CB	2.63	0.45
12:CL:123:LYS:O	12:CL:125:ALA:N	2.49	0.45
1:CA:36:C:H5'	12:CL:120:LYS:HD3	1.99	0.45
25:BA:1588:C:O2	25:BA:1588:C:H2'	2.17	0.45
1:AA:36:C:O2'	1:AA:37:U:H5'	2.17	0.45
1:AA:238:G:P	17:AQ:25:ARG:HH12	2.39	0.45
8:CH:12:ARG:HD2	8:CH:26:VAL:HB	1.98	0.45
1:AA:1508:G:H2'	1:AA:1509:C:C6	2.52	0.45
1:CA:126:G:C6	1:CA:236:G:O6	2.69	0.45
25:BA:218:A:H2'	25:BA:219:G:H5'	1.98	0.45
1:CA:15:G:H4'	5:CE:24:ARG:NH1	2.30	0.45
1:CA:1470:G:O2'	1:CA:1471:G:H5'	2.17	0.45
1:AA:1237:C:O4'	1:AA:1334:G:N2	2.49	0.45
25:DA:1353:A:H4'	28:DD:38:LYS:HZ1	1.81	0.45
45:BY:31:LEU:CB	45:BY:32:PRO:CA	2.95	0.45
25:BA:2610:C:H4'	25:BA:2611:U:OP2	2.16	0.45
25:DA:1233:C:H2'	25:DA:1234:U:H6	1.82	0.45
28:DD:153:ALA:O	28:DD:154:LYS:HG3	2.17	0.45
25:BA:881:G:O2'	25:BA:882:G:H5'	2.16	0.45
1:AA:115:G:H1'	1:AA:116:A:N7	2.32	0.45
22:AV:20:TRP:HA	22:AV:42:LYS:O	2.17	0.45
25:DA:1479:G:H5'	25:DA:1558:A:H2	1.81	0.45
1:CA:1227:A:C8	1:CA:1228:C:C1'	3.00	0.45
1:CA:189(E):U:OP2	1:CA:189(E):U:H6	1.99	0.45
12:AL:3:THR:O	12:AL:4:ILE:C	2.55	0.45
37:DQ:109:VAL:HG13	37:DQ:110:THR:N	2.32	0.45
48:B1:63:ALA:O	48:B1:64:ALA:C	2.55	0.45
22:CV:96:SER:OG	22:CV:97:ARG:N	2.50	0.45

Continued on next page...

Continued from previous page...

Atom-1	Atom-2	Interatomic distance (Å)	Clash overlap (Å)
1:CA:304:U:H2'	1:CA:305:G:C8	2.51	0.45
29:BE:36:ARG:CD	29:BE:85:ASN:HD21	2.29	0.45
17:AQ:9:VAL:O	17:AQ:22:LEU:N	2.48	0.45
25:DA:2405:G:O2'	25:DA:2411:A:N6	2.44	0.45
25:DA:1197:G:C4	25:DA:1198:U:C5	3.04	0.45
25:BA:803:U:C2'	25:BA:804:A:H5'	2.46	0.45
25:BA:203:C:C2'	25:BA:204:A:OP1	2.64	0.45
1:CA:1388:C:H2'	1:CA:1389:C:C6	2.51	0.45
1:CA:1023:G:C8	1:CA:1023:G:OP2	2.70	0.45
25:DA:794:G:O2'	25:DA:795:C:H5'	2.16	0.45
47:B0:26:GLU:HB2	47:B0:68:PHE:HD1	1.82	0.45
25:BA:2780:G:OP1	34:BN:118:LYS:HE2	2.16	0.45
23:AW:34:C:H42	24:AX:5:G:H1	1.64	0.45
1:AA:131:C:H2'	1:AA:132:C:C6	2.51	0.45
25:BA:775:G:O5'	25:BA:777:A:H1'	2.17	0.45
39:BS:77:ALA:O	39:BS:78:LEU:C	2.55	0.45
9:AI:38:GLN:O	9:AI:40:LEU:HG	2.16	0.45
25:BA:171:G:C6	25:BA:172:C:H5	2.35	0.45
2:CB:167:PRO:HG2	2:CB:192:SER:HB3	1.97	0.45
42:DV:39:LEU:HD22	42:DV:39:LEU:H	1.81	0.45
46:DZ:13:LYS:O	46:DZ:15:SER:N	2.50	0.45
25:DA:2116:G:C8	25:DA:2117:A:N7	2.85	0.45
25:BA:615:G:H5'	30:BF:182:ASN:HB3	1.98	0.45
1:CA:1271:G:C5'	1:CA:1314:C:H5"	2.46	0.45
7:CG:27:ILE:HA	7:CG:30:ILE:HG12	1.98	0.45
7:CG:54:THR:HG23	7:CG:56:GLN:HG2	1.98	0.45
21:CU:25:LYS:HZ3	21:CU:25:LYS:HB2	1.82	0.45
1:CA:1140:C:C2	1:CA:1141:C:C2	3.04	0.45
25:DA:886:C:O2	25:DA:887:A:H1'	2.17	0.45
1:AA:1223:C:C2'	1:AA:1224:G:P	3.05	0.45
1:AA:1320:C:H5"	19:AS:70:LYS:NZ	2.32	0.45
19:AS:10:PHE:HZ	19:AS:70:LYS:CD	2.23	0.45
30:BF:196:LEU:HD23	30:BF:196:LEU:HA	1.83	0.45
40:BT:80:SER:O	40:BT:82:LEU:HD12	2.16	0.45
3:AC:91:LEU:O	3:AC:95:THR:HB	2.17	0.45
25:DA:158:U:O2'	25:DA:159:U:H4'	2.17	0.45
36:BP:95:VAL:HG23	36:BP:95:VAL:O	2.15	0.45
2:AB:187:LEU:HD11	2:AB:204:ASN:O	2.16	0.45
55:B8:15:LYS:HG2	55:B8:16:ILE:O	2.17	0.45
5:AE:101:ILE:HG12	5:AE:119:LEU:HA	1.99	0.45
33:DI:4:ILE:CD1	33:DI:44:LEU:HA	2.46	0.45

Continued on next page...

Continued from previous page...

Atom-1	Atom-2	Interatomic distance (Å)	Clash overlap (Å)
30:BF:53:THR:OG1	30:BF:54:ARG:N	2.47	0.45
48:B1:89:GLU:O	48:B1:90:ILE:C	2.55	0.45
1:CA:1221:G:P	19:CS:36:ARG:HD3	2.56	0.45
1:CA:959:A:H2	1:CA:1221:G:N3	2.15	0.45
33:BI:41:GLU:O	33:BI:42:SER:C	2.55	0.45
36:BP:5:ASP:O	36:BP:6:LEU:HD23	2.17	0.45
36:BP:8:PRO:O	36:BP:9:ASN:HB3	2.16	0.45
15:AO:79:ARG:O	15:AO:80:ALA:C	2.55	0.45
47:D0:53:MET:HA	47:D0:58:THR:O	2.17	0.45
1:AA:354:G:C2	1:AA:355:C:C6	3.05	0.45
5:CE:70:PRO:O	5:CE:72:GLN:HG3	2.15	0.45
25:BA:626:U:H5'	25:BA:627:A:C5'	2.36	0.45
51:B4:40:ILE:HG23	51:B4:59:VAL:CG2	2.47	0.45
51:B4:61:VAL:HG12	51:B4:61:VAL:O	2.15	0.45
25:DA:914:C:C6	25:DA:914:C:H3'	2.51	0.45
25:DA:246:C:H2'	25:DA:247:G:H5'	1.99	0.45
25:DA:528:A:H2	25:DA:2043:C:C4'	2.30	0.45
35:DO:93:PRO:HB3	35:DO:114:ILE:CD1	2.47	0.45
1:AA:1436:U:C4	1:AA:1437:C:C4	3.05	0.45
42:DV:72:VAL:HG23	42:DV:72:VAL:O	2.17	0.45
18:AR:74:ARG:HD3	18:AR:81:PHE:CE1	2.52	0.45
44:BX:40:LYS:O	44:BX:41:ASN:C	2.55	0.45
48:B1:26:ARG:HG3	48:B1:26:ARG:HH11	1.80	0.45
50:B3:36:VAL:C	50:B3:37:LEU:HD23	2.36	0.45
25:DA:786:C:O2'	25:DA:787:U:H5'	2.17	0.45
4:CD:36:ARG:HB3	4:CD:38:TYR:CE1	2.52	0.45
26:BB:90:A:H3'	26:BB:91:C:O4'	2.17	0.45
38:BR:44:LEU:O	38:BR:48:VAL:HG23	2.16	0.45
28:DD:267:SER:HA	28:DD:270:ILE:CG1	2.46	0.45
38:DR:44:LEU:HD13	38:DR:48:VAL:HG23	1.99	0.45
55:D8:50:LEU:HA	55:D8:53:PRO:CG	2.44	0.45
22:AV:70:LEU:HA	22:AV:83:MET:O	2.17	0.45
1:AA:602:A:H2'	1:AA:603:U:C6	2.50	0.45
1:AA:688:G:H5'	11:AK:46:GLY:C	2.37	0.45
25:DA:2317:C:O2'	25:DA:2318:G:H5'	2.17	0.45
32:BH:81:GLU:HB3	32:BH:83:TYR:CD1	2.51	0.45
42:BV:36:PRO:HA	42:BV:56:SER:HB3	1.98	0.45
27:DC:67:HIS:CD2	27:DC:67:HIS:N	2.82	0.45
25:DA:39:C:H2'	25:DA:40:C:H6	1.81	0.45
1:CA:1404:C:H2'	1:CA:1405:G:C8	2.52	0.45
43:BW:8:ARG:HB3	43:BW:9:TYR:CE1	2.51	0.45

Continued on next page...

Continued from previous page...

Atom-1	Atom-2	Interatomic distance (Å)	Clash overlap (Å)
33:DI:7:GLU:CD	33:DI:8:PRO:HD2	2.36	0.45
4:CD:8:VAL:HG13	4:CD:21:LEU:HD12	1.97	0.45
25:DA:2038:G:H2'	25:DA:2039:C:O4'	2.16	0.45
3:AC:126:ARG:HG2	3:AC:126:ARG:HH11	1.81	0.45
23:AW:29:G:H2'	23:AW:30:G:H5'	1.99	0.45
1:AA:1011:G:O2'	1:AA:1012:U:H5'	2.17	0.45
29:DE:197:ILE:O	29:DE:197:ILE:HG23	2.16	0.45
1:CA:551:U:H2'	1:CA:552:U:C6	2.52	0.45
54:B7:36:GLN:CG	54:B7:36:GLN:O	2.65	0.45
1:CA:47:C:O2'	1:CA:48:C:H5'	2.16	0.45
25:BA:1431:U:H2'	25:BA:1432:C:C6	2.52	0.45
2:CB:149:LEU:O	2:CB:152:PHE:N	2.48	0.45
1:CA:490:G:H2'	1:CA:491:G:H8	1.82	0.45
25:BA:1819:A:H5''	28:BD:158:ALA:HB3	1.98	0.45
25:DA:1445(A):C:O2'	25:DA:1446:C:H5'	2.17	0.45
25:DA:1512:U:H2'	25:DA:1513:C:H6	1.82	0.45
25:DA:1272:A:C3'	25:DA:1273:U:C5'	2.94	0.45
29:DE:126:PRO:C	29:DE:128:SER:N	2.70	0.45
1:AA:274:A:O2'	1:AA:275:G:C8	2.67	0.45
25:BA:2295:C:C2	25:BA:2296:U:C5	3.04	0.45
1:CA:950:U:H2'	1:CA:951:G:H8	1.82	0.45
25:BA:449:A:O2'	25:BA:450:G:H5'	2.17	0.45
26:BB:75:G:N3	46:BZ:84:HIS:CE1	2.85	0.45
25:DA:2404:C:O3'	36:DP:77:ARG:NH2	2.49	0.45
37:DQ:69:PHE:HA	37:DQ:70:PRO:HD3	1.85	0.45
1:AA:1113:C:O2	1:AA:1113:C:H2'	2.16	0.45
22:AV:41:PHE:N	22:AV:41:PHE:CD1	2.85	0.45
25:BA:520:G:H2'	25:BA:521:G:H8	1.82	0.45
39:BS:29:PHE:HD2	39:BS:30:ARG:N	2.15	0.45
39:BS:75:GLU:HA	39:BS:78:LEU:HD12	1.97	0.45
1:AA:1250:A:H2'	1:AA:1251:A:C8	2.51	0.45
3:AC:114:PRO:HD3	3:AC:183:ASP:OD2	2.17	0.45
25:BA:159:U:H3'	25:BA:160:U:C5'	2.47	0.45
37:DQ:140:ALA:HA	46:DZ:98:TYR:CD2	2.52	0.45
46:DZ:134:GLU:O	46:DZ:135:PHE:CB	2.63	0.45
2:CB:215:LEU:C	2:CB:219:VAL:HG23	2.36	0.45
2:CB:97:TRP:CE3	2:CB:97:TRP:O	2.70	0.45
25:DA:992:C:HO2'	42:DV:87:HIS:CE1	2.35	0.45
41:DU:102:GLU:HB2	41:DU:105:VAL:HG23	1.99	0.45
1:CA:1237:C:C4'	1:CA:1334:G:N2	2.72	0.45
7:CG:113:GLU:HG2	7:CG:119:ARG:HG2	1.96	0.45

Continued on next page...

Continued from previous page...

Atom-1	Atom-2	Interatomic distance (Å)	Clash overlap (Å)
31:DG:118:ARG:O	31:DG:181:ARG:NH2	2.50	0.45
31:DG:155:MET:HE2	31:DG:155:MET:N	2.32	0.45
1:AA:1320:C:O2	19:AS:72:GLY:HA3	2.17	0.45
1:AA:1322:C:C4'	1:AA:1323:G:OP1	2.56	0.45
9:CI:126:SER:O	9:CI:127:LYS:HB3	2.17	0.45
25:DA:78:A:H2'	25:DA:79:G:C8	2.52	0.45
25:DA:483:A:H4'	45:DY:47:LYS:HB2	1.98	0.45
25:DA:2698:U:H2'	25:DA:2699:C:C6	2.52	0.45
22:CV:127:VAL:CA	22:CV:174:ASP:HA	2.46	0.45
3:AC:23:TYR:CG	3:AC:24:ALA:N	2.85	0.45
30:DF:25:PRO:HG3	30:DF:119:ARG:HA	1.98	0.45
9:AI:16:ARG:HB2	9:AI:64:THR:HG23	1.99	0.45
1:AA:1064:G:N2	1:AA:1190:G:H2'	2.32	0.45
45:BY:76:CYS:HG	45:BY:77:PRO:HD2	1.78	0.45
27:BC:71:LYS:HG2	27:BC:158:LYS:CD	2.34	0.45
31:BG:63:ILE:HG22	31:BG:143:GLU:HG2	1.99	0.45
53:B6:22:ALA:O	53:B6:23:THR:OG1	2.33	0.45
36:BP:108:LYS:O	36:BP:109:GLY:C	2.55	0.45
28:BD:25:THR:O	28:BD:26:LYS:C	2.56	0.45
29:BE:68:ALA:HB3	29:BE:69:LYS:HZ1	1.81	0.45
29:BE:89:ASP:O	29:BE:90:THR:CB	2.62	0.45
21:CU:4:GLY:O	21:CU:5:ASP:C	2.55	0.45
25:BA:2469:A:OP2	25:BA:2476:A:H8	2.00	0.45
4:AD:203:VAL:O	4:AD:206:PHE:HB3	2.17	0.45
25:BA:1688:U:O2	25:BA:1700:A:H5'	2.17	0.45
8:AH:11:THR:HA	8:AH:14:ARG:HH12	1.79	0.45
15:CO:63:ARG:NH1	15:CO:87:ILE:HD13	2.32	0.45
25:BA:1783:A:C2	25:BA:2587:A:C5	3.05	0.45
1:AA:1202:G:H2'	1:AA:1203:C:O4'	2.16	0.45
36:DP:83:VAL:HG13	36:DP:114:ILE:HA	1.99	0.45
17:CQ:50:LYS:HE3	17:CQ:51:TYR:CE1	2.52	0.45
25:BA:1313:U:H3'	25:BA:1314:C:C5'	2.47	0.45
39:DS:30:ARG:HH22	39:DS:62:LYS:HG2	1.80	0.45
30:DF:176:LEU:CG	30:DF:177:ALA:H	2.16	0.45
1:CA:1119:C:H42	1:CA:1154:G:H1	1.65	0.45
12:AL:52:VAL:HG12	12:AL:53:ALA:N	2.32	0.45
25:DA:2467:C:H2'	25:DA:2468:G:O4'	2.17	0.45
10:CJ:81:THR:C	10:CJ:83:GLU:N	2.70	0.45
53:B6:28:ARG:N	53:B6:32:ASN:OD1	2.50	0.45
1:AA:405:U:H3'	1:AA:406:G:C5'	2.38	0.45
1:AA:627:G:C2	1:AA:628:G:C8	3.04	0.45

Continued on next page...

Continued from previous page...

Atom-1	Atom-2	Interatomic distance (Å)	Clash overlap (Å)
25:BA:931:G:C2	25:BA:933:A:C5	3.05	0.45
25:BA:848:G:H1'	25:BA:933:A:H8	1.80	0.45
18:AR:45:SER:C	18:AR:47:THR:H	2.19	0.45
18:AR:71:LYS:O	18:AR:74:ARG:HB2	2.17	0.45
45:BY:16:ALA:CB	45:BY:21:LYS:HZ2	2.24	0.45
45:BY:66:PRO:O	45:BY:67:LEU:CB	2.64	0.45
31:BG:95:ARG:NH1	31:BG:95:ARG:CG	2.80	0.45
25:DA:840:C:OP2	25:DA:932:G:N2	2.47	0.45
36:BP:17:LYS:C	36:BP:19:VAL:N	2.62	0.45
1:CA:1277:C:H3'	1:CA:1278:U:H5'	1.99	0.45
25:DA:1935:G:H1	25:DA:1962:C:H2'	1.82	0.45
4:AD:102:ASP:HB3	4:AD:136:PRO:HA	1.98	0.45
22:AV:19:LEU:HD12	22:AV:120:ILE:CD1	2.47	0.45
4:CD:120:LEU:O	4:CD:123:HIS:N	2.48	0.45
4:CD:134:ASP:O	4:CD:136:PRO:HD3	2.16	0.45
25:DA:2497:A:O5'	25:DA:2497:A:C8	2.70	0.45
25:DA:1655:A:O2'	29:DE:115:GLY:HA3	2.17	0.45
1:CA:1261:A:C4'	1:CA:1283:G:H5''	2.46	0.45
34:BN:4:TYR:O	34:BN:5:VAL:HG12	2.17	0.45
32:BH:118:PRO:CG	32:BH:121:ILE:HD12	2.46	0.45
48:B1:95:LEU:O	48:B1:98:LEU:HD23	2.17	0.45
28:BD:73:VAL:HG13	28:BD:120:GLY:CA	2.43	0.45
31:BG:55:LYS:HE2	31:BG:149:VAL:HA	1.98	0.45
31:BG:21:ARG:CD	31:BG:21:ARG:C	2.82	0.45
33:DI:8:PRO:HD3	33:DI:15:VAL:HB	1.99	0.45
1:AA:1227:A:O2'	13:AM:115:LYS:HB2	2.16	0.45
1:CA:295:C:H2'	1:CA:296:U:C6	2.51	0.45
50:B3:7:LYS:HA	50:B3:33:GLN:O	2.16	0.45
50:B3:8:LEU:HD13	50:B3:31:LEU:HG	1.99	0.45
1:AA:1384:C:H2'	1:AA:1385:G:H8	1.79	0.45
1:AA:865:A:H2	1:AA:918:A:C4'	2.28	0.45
34:BN:43:THR:HB	34:BN:46:VAL:CG1	2.46	0.45
7:AG:6:ARG:NH2	7:AG:94:ARG:HH22	2.15	0.45
5:CE:47:LYS:H	5:CE:47:LYS:HD2	1.81	0.45
25:BA:1865:G:N2	25:BA:1877:A:OP2	2.48	0.45
1:CA:1066:C:C4	1:CA:1067:A:N6	2.85	0.45
43:DW:36:LEU:HD13	43:DW:48:ALA:HA	1.99	0.45
25:DA:1442:G:C2	25:DA:1550:C:O2	2.70	0.45
33:BI:25:TYR:CE2	33:BI:29:TYR:CD2	3.05	0.45
54:D7:31:LEU:O	54:D7:33:ARG:N	2.50	0.45
1:CA:311:C:O2'	1:CA:312:C:H5'	2.17	0.45

Continued on next page...

Continued from previous page...

Atom-1	Atom-2	Interatomic distance (Å)	Clash overlap (Å)
25:DA:2850:A:H2'	25:DA:2851:A:C8	2.52	0.45
25:BA:2852:G:H2'	25:BA:2853:C:C6	2.51	0.45
20:CT:56:MET:HG3	20:CT:84:LEU:HD11	1.98	0.45
7:AG:64:GLN:HG3	7:AG:128:ALA:HA	1.99	0.45
10:AJ:22:LYS:CE	10:AJ:23:ILE:HG12	2.46	0.45
43:BW:40:ASN:O	43:BW:41:LYS:HG2	2.17	0.45
1:AA:994:A:N3	14:AN:5:ALA:HB2	2.32	0.45
25:BA:304:G:O2'	25:BA:305:U:H5'	2.17	0.45
25:DA:31:C:H2'	25:DA:32:C:H6	1.80	0.45
28:BD:228:PRO:HD3	28:BD:235:GLY:CA	2.47	0.45
25:DA:2505:G:O2'	25:DA:2506:U:H5''	2.17	0.45
25:BA:2704:C:H2'	25:BA:2705:A:O4'	2.17	0.45
25:DA:1051:G:C2'	25:DA:1051:G:N3	2.80	0.45
1:AA:1290:G:N3	1:AA:1290:G:H2'	2.32	0.45
41:DU:42:ALA:O	41:DU:45:TYR:HB2	2.17	0.45
26:DB:78:A:C2	26:DB:100:A:C4	3.05	0.45
3:AC:13:GLY:HA3	14:AN:57:ARG:CZ	2.47	0.45
46:DZ:125:VAL:HA	46:DZ:163:ALA:CB	2.47	0.45
46:DZ:27:MET:HG3	46:DZ:87:PHE:CB	2.47	0.45
46:DZ:9:ARG:HB3	46:DZ:35:LYS:O	2.17	0.45
2:CB:80:ILE:HD13	2:CB:211:ILE:HG22	1.96	0.45
25:DA:1020:A:H4'	25:DA:1021:A:O5'	2.17	0.45
41:DU:103:PRO:O	41:DU:107:ALA:HB2	2.17	0.45
25:DA:2267:A:C2'	25:DA:2267:A:N3	2.75	0.45
46:DZ:21:GLY:O	46:DZ:40:LEU:HB2	2.16	0.45
7:CG:121:ALA:HA	7:CG:124:LEU:HD12	1.99	0.45
1:CA:1347:G:C5	9:CI:107:ARG:NH2	2.85	0.45
41:BU:96:ALA:C	41:BU:98:LEU:N	2.69	0.45
31:DG:43:LEU:HD12	31:DG:153:ARG:CG	2.44	0.45
1:AA:977:A:C2	1:AA:1224:G:C2	3.05	0.45
19:AS:32:LYS:O	19:AS:33:THR:CB	2.64	0.45
22:CV:126:THR:O	22:CV:127:VAL:O	2.35	0.45
1:AA:346:G:OP1	40:BT:41:ARG:NH2	2.49	0.45
35:BO:71:ARG:O	35:BO:73:ASP:N	2.50	0.45
35:BO:69:ILE:HD13	35:BO:77:ILE:HG23	1.99	0.45
16:AP:55:ARG:O	16:AP:56:ALA:C	2.55	0.45
3:AC:34:LEU:HD23	3:AC:35:GLU:H	1.82	0.45
1:AA:1137:C:H4'	1:AA:1138:G:N3	2.31	0.45
25:DA:1042:G:N3	25:DA:1042:G:C2'	2.80	0.45
53:D6:40:CYS:SG	53:D6:45:LYS:HE3	2.57	0.45
36:BP:16:ARG:NH2	36:BP:18:ARG:HG3	2.32	0.45

Continued on next page...

Continued from previous page...

Atom-1	Atom-2	Interatomic distance (Å)	Clash overlap (Å)
29:DE:167:VAL:HG11	29:DE:188:VAL:HA	1.99	0.45
28:BD:25:THR:HB	28:BD:26:LYS:CD	2.44	0.45
55:D8:23:VAL:HG12	55:D8:46:ARG:NH1	2.32	0.45
55:D8:23:VAL:CG1	55:D8:46:ARG:HB3	2.46	0.45
20:CT:18:GLN:O	20:CT:20:LEU:N	2.49	0.45
13:AM:53:VAL:O	13:AM:56:LEU:HB3	2.16	0.45
37:BQ:56:ARG:CG	37:BQ:56:ARG:HH11	2.27	0.45
36:BP:62:LEU:HA	36:BP:63:PRO:HD3	1.75	0.45
40:DT:16:ARG:HH11	40:DT:16:ARG:HG3	1.82	0.45
22:CV:89:GLU:HB2	22:CV:90:GLN:H	1.40	0.45
3:CC:16:ARG:HH22	3:CC:183:ASP:HA	1.81	0.45
1:CA:974:A:OP2	14:CN:29:ARG:NH1	2.50	0.45
25:DA:2651:C:N3	25:DA:2670:A:C2	2.85	0.45
49:D2:63:VAL:O	49:D2:67:LYS:HG2	2.16	0.45
15:CO:25:THR:O	15:CO:26:GLU:C	2.56	0.45
15:CO:83:GLU:C	15:CO:85:LEU:H	2.20	0.45
11:AK:45:GLY:O	11:AK:50:TYR:HB2	2.17	0.45
52:B5:40:LYS:HZ3	52:B5:46:CYS:HA	1.82	0.45
30:BF:183:VAL:HG23	30:BF:183:VAL:O	2.17	0.45
2:CB:114:ARG:HD2	2:CB:117:GLU:OE2	2.17	0.45
25:BA:923:C:H1'	47:B0:28:GLN:HG2	1.99	0.45
25:DA:1685:C:C2'	25:DA:1686:C:C5'	2.85	0.45
39:DS:97:ARG:C	39:DS:97:ARG:NE	2.70	0.45
12:AL:66:TYR:CD2	12:AL:66:TYR:C	2.90	0.45
25:BA:1614:A:H2'	25:BA:1615:C:H5'	1.98	0.45
25:DA:914:C:C3'	25:DA:914:C:C6	3.00	0.45
10:CJ:30:SER:CB	10:CJ:81:THR:HA	2.47	0.45
43:BW:50:VAL:HG13	43:BW:105:VAL:CG2	2.44	0.45
43:BW:5:ALA:CB	43:BW:50:VAL:HG22	2.38	0.45
1:CA:37:U:O2'	1:CA:500:G:H4'	2.17	0.45
16:CP:17:TYR:HE1	16:CP:41:PRO:HG3	1.82	0.45
9:AI:2:GLU:N	9:AI:88:TYR:HH	2.15	0.45
30:BF:133:ASN:HA	30:BF:162:LEU:CD2	2.46	0.45
25:DA:2808:U:C5'	25:DA:2808:U:H6	2.30	0.45
38:DR:52:ILE:O	38:DR:55:ALA:HB3	2.18	0.45
27:DC:120:VAL:O	27:DC:124:VAL:HG23	2.17	0.45
1:CA:1258:G:H2'	1:CA:1259:C:C6	2.52	0.45
25:BA:266:G:C2'	25:BA:267:C:O5'	2.65	0.45
27:BC:140:ASN:OD1	27:BC:141:PRO:HD2	2.17	0.45
27:BC:37:LYS:O	27:BC:38:PHE:HB3	2.17	0.45
2:AB:174:VAL:O	2:AB:178:ARG:HB2	2.16	0.45

Continued on next page...

Continued from previous page...

Atom-1	Atom-2	Interatomic distance (Å)	Clash overlap (Å)
1:AA:1423:G:C6	1:AA:1424:C:C4	3.05	0.45
25:BA:2117:A:OP2	25:BA:2117:A:C8	2.70	0.45
22:AV:19:LEU:O	22:AV:43:ASN:HA	2.16	0.45
25:DA:271(U):G:C2'	25:DA:271(V):G:H5'	2.46	0.45
17:AQ:19:VAL:HG23	17:AQ:21:VAL:HG23	1.99	0.45
32:BH:30:LYS:HZ2	32:BH:81:GLU:CA	2.30	0.45
25:BA:1607:C:H5''	25:BA:1608:A:H5'	1.97	0.45
7:AG:53:LYS:C	7:AG:54:THR:HG22	2.38	0.45
17:AQ:14:LYS:H	17:AQ:14:LYS:HZ3	1.65	0.45
32:BH:137:ASP:OD1	32:BH:139:GLN:N	2.50	0.45
16:AP:43:LYS:HA	16:AP:48:TRP:CB	2.46	0.45
25:DA:52:A:OP2	25:DA:117:G:N1	2.36	0.45
34:BN:35:ARG:NH2	34:BN:42:TRP:HH2	2.15	0.45
1:CA:935:A:C6	1:CA:936:C:C4	3.05	0.45
25:DA:99:U:H4'	25:DA:102:G:H1'	1.98	0.45
25:BA:225:A:H2'	25:BA:226:G:H5'	1.98	0.45
25:DA:1315:C:H2'	25:DA:1316:U:C6	2.52	0.45
1:AA:1375:A:H4'	7:AG:29:LYS:NZ	2.32	0.45
25:DA:2852:G:O2'	25:DA:2853:C:H5'	2.17	0.45
17:AQ:25:ARG:HH21	17:AQ:38:ARG:HB3	1.81	0.45
25:BA:1774:C:H6	25:BA:1774:C:O5'	2.00	0.45
25:BA:1843:C:H2'	25:BA:1844:C:C6	2.48	0.45
25:BA:1531:C:H2'	25:BA:1531:C:O2	2.17	0.45
1:AA:749:C:O5'	1:AA:749:C:H6	2.00	0.45
3:AC:110:ASN:HD22	3:AC:144:SER:HB2	1.82	0.45
2:CB:98:LEU:HD12	2:CB:101:MET:HE3	1.98	0.45
1:CA:1054:C:O2	1:CA:1054:C:H2'	2.17	0.45
43:BW:14:PRO:O	43:BW:15:ARG:C	2.55	0.45
17:CQ:6:LEU:HD11	17:CQ:71:PHE:CE1	2.52	0.45
22:AV:42:LYS:CG	22:AV:49:THR:HG22	2.47	0.45
20:AT:38:LYS:C	20:AT:40:ALA:N	2.68	0.45
25:BA:55:G:O2'	25:BA:127:A:N1	2.37	0.45
25:BA:2406:U:C2	36:BP:75:ILE:HD12	2.51	0.45
25:BA:723:G:H2'	25:BA:724:U:O4'	2.17	0.45
25:DA:444:C:OP2	41:DU:2:PRO:HD3	2.17	0.45
25:DA:1356:G:O2'	25:DA:1357:U:H5'	2.16	0.45
1:AA:1474:G:C6	1:AA:1475:G:N7	2.85	0.45
25:BA:1338:G:N3	25:BA:1393:A:H2	2.15	0.45
1:CA:574:A:H5''	1:CA:575:G:OP2	2.17	0.45
25:DA:297:C:H2'	25:DA:298:G:O4'	2.16	0.45
7:CG:62:PHE:O	7:CG:63:LYS:C	2.55	0.45

Continued on next page...

Continued from previous page...

Atom-1	Atom-2	Interatomic distance (Å)	Clash overlap (Å)
28:DD:177:LEU:HA	28:DD:177:LEU:HD23	1.77	0.45
16:CP:50:LYS:HD3	16:CP:51:VAL:N	2.32	0.45
40:DT:22:PHE:CE2	40:DT:85:LYS:NZ	2.79	0.45
25:DA:736:C:O2'	25:DA:737:C:H5'	2.17	0.45
1:CA:69:G:O2'	1:CA:70:G:H5'	2.17	0.45
34:BN:53:VAL:O	34:BN:53:VAL:HG12	2.17	0.45
1:CA:995:C:H6	1:CA:995:C:O5'	1.99	0.45
25:BA:223:A:O2'	25:BA:420:C:H1'	2.17	0.45
52:D5:30:LEU:HD22	52:D5:40:LYS:C	2.37	0.44
56:D9:7:VAL:HA	56:D9:34:GLN:NE2	2.32	0.44
36:BP:48:PRO:O	36:BP:51:PHE:N	2.49	0.44
9:AI:11:LYS:HG2	9:AI:11:LYS:O	2.18	0.44
46:DZ:125:VAL:HA	46:DZ:163:ALA:HB3	1.98	0.44
25:DA:542:C:N3	25:DA:551:G:N1	2.62	0.44
2:CB:28:PHE:CD1	2:CB:28:PHE:O	2.70	0.44
2:CB:18:GLY:H	2:CB:42:ILE:HG22	1.79	0.44
42:DV:11:GLN:C	42:DV:12:TYR:CD2	2.85	0.44
25:DA:2273:A:O2'	25:DA:2274:A:H5'	2.17	0.44
37:DQ:132:VAL:CG1	46:DZ:80:ARG:NH1	2.80	0.44
31:DG:153:ARG:O	31:DG:153:ARG:HG2	2.18	0.44
25:DA:2313:C:O4'	31:DG:40:ASN:ND2	2.49	0.44
40:BT:16:ARG:HB3	40:BT:17:THR:H	1.55	0.44
3:AC:54:ARG:O	3:AC:55:VAL:HG23	2.17	0.44
3:AC:66:VAL:O	3:AC:68:VAL:HG23	2.16	0.44
3:AC:64:VAL:N	3:AC:98:ASN:O	2.48	0.44
25:DA:1201:C:N3	25:DA:1245:G:C2	2.85	0.44
30:DF:107:LYS:O	30:DF:108:LYS:C	2.55	0.44
36:DP:19:VAL:HG23	36:DP:19:VAL:O	2.16	0.44
46:BZ:62:ASP:HB2	46:BZ:64:GLN:HG3	1.99	0.44
40:BT:50:ILE:HD11	40:BT:102:ILE:HG12	1.99	0.44
36:DP:66:GLY:O	36:DP:67:MET:O	2.36	0.44
25:BA:275:G:N2	25:BA:363:G:C6	2.80	0.44
25:DA:2746:U:C4'	32:DH:139:GLN:HA	2.47	0.44
32:DH:115:VAL:HG12	32:DH:116:GLU:N	2.32	0.44
32:DH:132:ARG:O	32:DH:133:VAL:HG22	2.17	0.44
28:BD:33:LEU:O	28:BD:34:VAL:HG12	2.17	0.44
36:DP:65:ARG:NH1	55:D8:46:ARG:HH22	2.14	0.44
2:AB:189:ASP:C	2:AB:191:ASP:H	2.20	0.44
2:AB:21:ARG:HB3	2:AB:39:ILE:N	2.32	0.44
2:AB:48:MET:CA	2:AB:51:LEU:HD12	2.47	0.44
13:AM:68:GLY:H	13:AM:71:ARG:HB3	1.81	0.44

Continued on next page...

Continued from previous page...

Atom-1	Atom-2	Interatomic distance (Å)	Clash overlap (Å)
35:BO:5:GLN:HA	35:BO:20:MET:HE2	1.98	0.44
35:BO:5:GLN:HE21	35:BO:20:MET:HE1	1.81	0.44
2:AB:121:LEU:CD2	2:AB:127:ILE:HD11	2.47	0.44
2:AB:138:LEU:HD23	2:AB:141:GLU:OE2	2.16	0.44
10:CJ:62:HIS:H	10:CJ:62:HIS:CD2	2.35	0.44
1:AA:1366:C:H2'	1:AA:1367:C:C6	2.52	0.44
14:AN:23:ARG:O	14:AN:24:CYS:C	2.56	0.44
19:CS:4:SER:O	19:CS:5:LEU:CB	2.65	0.44
31:DG:47:LYS:H	31:DG:51:ARG:HG3	1.82	0.44
36:DP:101:VAL:C	36:DP:103:ALA:H	2.20	0.44
1:CA:1003:G:H21	1:CA:1039:C:H42	1.65	0.44
1:AA:476:G:N1	1:AA:477:A:C5	2.85	0.44
34:DN:134:ARG:N	34:DN:134:ARG:CD	2.72	0.44
34:DN:134:ARG:O	34:DN:136:GLU:N	2.49	0.44
25:DA:1686:C:H6	25:DA:1686:C:C5'	2.16	0.44
1:AA:393:A:OP2	16:AP:12:LYS:HD3	2.18	0.44
5:CE:82:VAL:O	5:CE:89:ILE:HG22	2.17	0.44
43:BW:86:LEU:HD12	43:BW:87:PRO:N	2.31	0.44
10:CJ:85:LEU:C	10:CJ:87:THR:N	2.71	0.44
1:CA:252:U:H2'	1:CA:253:U:C6	2.53	0.44
1:CA:255:G:O2'	1:CA:256:U:H5'	2.16	0.44
25:DA:570:G:H2'	25:DA:2030:A:C5	2.52	0.44
23:AW:72:A:N6	23:AW:73:A:C6	2.85	0.44
28:DD:95:LEU:O	28:DD:102:LYS:HA	2.17	0.44
2:AB:8:LYS:N	2:AB:8:LYS:CD	2.74	0.44
20:AT:71:THR:CG2	20:AT:72:LEU:H	2.28	0.44
11:CK:91:ARG:HH11	11:CK:91:ARG:HG3	1.81	0.44
1:AA:624:C:H2'	1:AA:625:G:H8	1.82	0.44
1:AA:614:A:C2	1:AA:627:G:C2	3.05	0.44
18:AR:74:ARG:HB3	18:AR:81:PHE:CE1	2.53	0.44
25:DA:2483:C:O2'	37:DQ:49:ALA:HB1	2.17	0.44
38:BR:75:LEU:O	38:BR:75:LEU:HD13	2.16	0.44
19:AS:48:THR:HG22	19:AS:61:TYR:HD1	1.82	0.44
25:BA:94(A):G:H2'	25:BA:95:G:O4'	2.17	0.44
55:B8:54:GLU:O	55:B8:58:ILE:HG13	2.17	0.44
25:DA:1784:A:N3	25:DA:1784:A:H2'	2.31	0.44
6:CF:46:ARG:HH12	18:CR:37:VAL:HG21	1.82	0.44
17:CQ:18:THR:HG23	17:CQ:44:ALA:O	2.16	0.44
25:DA:2815:C:H2'	25:DA:2816:C:C6	2.52	0.44
17:AQ:3:LYS:O	17:AQ:5:VAL:HG23	2.16	0.44
4:CD:119:GLN:O	4:CD:120:LEU:C	2.55	0.44

Continued on next page...

Continued from previous page...

Atom-1	Atom-2	Interatomic distance (Å)	Clash overlap (Å)
25:DA:2060:A:H3'	30:DF:68:LYS:HZ2	1.77	0.44
1:AA:997:U:C2'	1:AA:998:G:H5'	2.44	0.44
32:DH:113:VAL:HG12	32:DH:114:VAL:N	2.31	0.44
27:DC:191:ARG:HB2	27:DC:191:ARG:NH1	2.33	0.44
25:DA:1655:A:H4'	29:DE:115:GLY:N	2.32	0.44
18:AR:37:VAL:HG23	18:AR:38:GLU:H	1.77	0.44
36:DP:51:PHE:O	36:DP:52:GLU:HB2	2.16	0.44
1:CA:62:U:H2'	1:CA:63:C:H6	1.80	0.44
33:DI:31:LEU:CD1	33:DI:31:LEU:N	2.80	0.44
49:D2:21:LEU:O	49:D2:24:LEU:HB3	2.16	0.44
25:DA:589:C:H2'	25:DA:590:A:C8	2.44	0.44
1:CA:151:A:H2'	1:CA:152:A:O4'	2.17	0.44
8:CH:71:GLY:O	8:CH:72:PRO:C	2.55	0.44
25:BA:1140:C:P	34:BN:66:LYS:HZ3	2.39	0.44
3:AC:141:VAL:HG21	3:AC:202:ILE:HD12	2.00	0.44
17:CQ:52:LYS:H	17:CQ:52:LYS:CD	2.27	0.44
41:BU:37:GLU:O	41:BU:38:THR:C	2.55	0.44
25:DA:2639:A:C2	25:DA:2778:A:C8	3.05	0.44
25:BA:217:G:H2'	25:BA:218:A:O4'	2.16	0.44
3:AC:188:LEU:HD22	3:AC:188:LEU:N	2.32	0.44
1:AA:1166:G:N2	1:AA:1169:A:H3'	2.31	0.44
1:CA:1064:G:N2	1:CA:1190:G:H2'	2.32	0.44
20:AT:22:ARG:O	20:AT:25:ARG:HB3	2.17	0.44
37:BQ:35:VAL:HG23	37:BQ:100:GLY:C	2.38	0.44
12:CL:15:VAL:HG23	12:CL:16:ARG:N	2.32	0.44
25:DA:2262:U:H2'	25:DA:2263:C:C6	2.52	0.44
12:AL:7:LEU:O	12:AL:11:GLY:CA	2.65	0.44
25:DA:1519:G:H5'	25:DA:1520:G:P	2.57	0.44
25:BA:1516:C:H2'	25:BA:1517:G:H8	1.82	0.44
1:AA:774:G:O2'	1:AA:775:G:H5'	2.17	0.44
25:BA:2822:G:O5'	25:BA:2822:G:H8	2.00	0.44
25:BA:1762:A:O5'	25:BA:1762:A:H8	1.98	0.44
20:AT:12:ALA:O	20:AT:14:LYS:N	2.50	0.44
25:BA:305:U:H2'	25:BA:306:U:H6	1.82	0.44
25:DA:2248:C:C2'	25:DA:2249:U:H5'	2.47	0.44
25:DA:108:U:H4'	25:DA:347:A:H2	1.83	0.44
49:B2:70:GLN:C	49:B2:72:ALA:H	2.21	0.44
25:DA:1291:C:O2'	25:DA:1292:U:H5'	2.17	0.44
46:DZ:75:LEU:H	46:DZ:75:LEU:HD22	1.81	0.44
25:BA:464:U:O2'	25:BA:465:G:H5'	2.16	0.44
25:DA:535:C:O2'	25:DA:536:A:H5'	2.16	0.44

Continued on next page...

Continued from previous page...

Atom-1	Atom-2	Interatomic distance (Å)	Clash overlap (Å)
25:BA:687:C:H5'	54:B7:4:THR:O	2.18	0.44
25:DA:2864:G:OP1	40:DT:119:LYS:HG3	2.17	0.44
25:DA:1481:U:H2'	25:DA:1481:U:O2	2.17	0.44
30:DF:2:LYS:HD3	30:DF:2:LYS:N	2.32	0.44
25:BA:2819:G:H2'	25:BA:2821:A:N7	2.33	0.44
46:BZ:27:MET:O	46:BZ:33:ASN:HA	2.17	0.44
7:AG:8:GLU:O	7:AG:9:VAL:C	2.56	0.44
3:CC:118:GLN:O	3:CC:122:GLU:HG3	2.18	0.44
25:DA:2408:U:H2'	25:DA:2409:G:C8	2.52	0.44
25:BA:251:A:C5'	36:BP:51:PHE:CZ	2.95	0.44
39:BS:28:VAL:CG1	39:BS:89:ARG:HG3	2.48	0.44
33:BI:116:LEU:O	33:BI:117:GLU:HG2	2.17	0.44
25:DA:1902:C:H2'	25:DA:1903:G:O5'	2.17	0.44
1:AA:1060:C:C4	3:AC:2:GLY:HA2	2.52	0.44
9:AI:104:ARG:O	9:AI:105:ASP:HB3	2.16	0.44
10:AJ:63:PHE:HB3	14:AN:58:LYS:HG2	2.00	0.44
26:DB:104:U:O2'	26:DB:105:A:H5'	2.16	0.44
46:DZ:9:ARG:O	46:DZ:35:LYS:HG3	2.17	0.44
46:DZ:29:ASN:HB2	46:DZ:88:PHE:HE2	1.81	0.44
1:AA:136:C:H1'	16:AP:1:MET:HB2	1.99	0.44
2:CB:8:LYS:O	2:CB:12:GLU:HG3	2.16	0.44
25:DA:1003:G:N2	25:DA:1153:C:C2	2.84	0.44
41:DU:98:LEU:C	41:DU:100:VAL:H	2.21	0.44
42:DV:45:THR:O	42:DV:46:VAL:HG12	2.17	0.44
42:DV:35:LEU:HB2	42:DV:57:VAL:HG13	2.00	0.44
37:DQ:130:LYS:HG2	37:DQ:131:ILE:N	2.32	0.44
25:DA:2114:A:N1	25:DA:2119:A:N7	2.64	0.44
44:DX:92:LEU:O	44:DX:94:GLY:N	2.47	0.44
25:DA:479:A:HO2'	25:DA:481:G:H8	1.61	0.44
20:AT:100:ILE:HG22	20:AT:102:GLY:H	1.81	0.44
9:CI:104:ARG:O	9:CI:105:ASP:CB	2.61	0.44
9:CI:48:GLU:CB	9:CI:78:LYS:HZ3	2.30	0.44
19:AS:40:ILE:O	19:AS:67:VAL:O	2.35	0.44
45:DY:46:LYS:C	45:DY:47:LYS:HG3	2.38	0.44
45:DY:4:LYS:HG3	45:DY:5:MET:N	2.32	0.44
3:AC:58:GLU:H	3:AC:65:ALA:HB2	1.81	0.44
25:DA:851:U:H3	25:DA:926:A:N6	2.10	0.44
27:BC:135:ARG:HH11	27:BC:135:ARG:HG3	1.83	0.44
28:BD:31:LYS:CD	28:BD:94:LEU:HD11	2.47	0.44
32:DH:107:VAL:HG23	32:DH:109:PHE:HD1	1.82	0.44
1:CA:324:G:P	20:CT:22:ARG:HD3	2.56	0.44

Continued on next page...

Continued from previous page...

Atom-1	Atom-2	Interatomic distance (Å)	Clash overlap (Å)
2:AB:115:LEU:HD12	2:AB:142:LEU:HD12	1.98	0.44
1:AA:502:G:C2	1:AA:503:C:C2	3.06	0.44
53:D6:52:VAL:CG1	53:D6:53:LYS:H	2.30	0.44
3:CC:92:ALA:HA	3:CC:95:THR:O	2.17	0.44
25:BA:1803:A:H4'	28:BD:259:THR:CG2	2.47	0.44
46:BZ:123:ILE:HG12	46:BZ:124:LEU:N	2.31	0.44
52:B5:45:VAL:O	52:B5:46:CYS:C	2.56	0.44
47:D0:67:VAL:HG12	47:D0:68:GLU:N	2.32	0.44
3:AC:157:ILE:HD11	3:AC:166:GLU:N	2.32	0.44
16:AP:82:GLN:HE21	16:AP:82:GLN:HB3	1.64	0.44
3:AC:121:ALA:HA	3:AC:198:VAL:HG21	1.98	0.44
1:CA:83:U:O2	1:CA:83:U:C2'	2.65	0.44
25:DA:329:G:H1	45:DY:19:LYS:HZ2	1.64	0.44
28:DD:83:GLU:CB	28:DD:92:ILE:HD11	2.42	0.44
8:AH:4:ASP:OD1	8:AH:7:ALA:N	2.44	0.44
1:CA:356:A:H2'	1:CA:357:G:O4'	2.16	0.44
25:DA:841:A:H8	25:DA:841:A:O5'	2.00	0.44
1:CA:545:C:O2'	1:CA:546:G:H5'	2.18	0.44
5:AE:127:ASN:HB3	5:AE:130:ASN:HB2	1.99	0.44
25:DA:1339:G:H21	25:DA:1603:A:H1'	1.83	0.44
25:BA:2128:C:OP1	27:BC:37:LYS:HD3	2.17	0.44
38:DR:79:LEU:CD2	38:DR:79:LEU:C	2.85	0.44
2:CB:223:ILE:HG12	2:CB:223:ILE:H	1.54	0.44
30:BF:161:GLU:O	30:BF:165:ARG:HB2	2.17	0.44
1:CA:438:G:H4'	4:CD:123:HIS:HD1	1.81	0.44
36:DP:91:PHE:CE2	36:DP:95:VAL:HG12	2.52	0.44
29:BE:24:THR:HG22	29:BE:186:GLY:HA2	1.99	0.44
25:DA:56:A:C2	25:DA:115:C:O2	2.70	0.44
28:BD:69:ARG:NH2	28:BD:192:THR:CG2	2.80	0.44
25:BA:2562:U:H2'	25:BA:2563:U:H5'	1.99	0.44
1:CA:1075:C:OP1	2:CB:179:LYS:NZ	2.43	0.44
34:BN:67:LEU:O	34:BN:68:GLU:CB	2.64	0.44
18:CR:81:PHE:O	18:CR:82:THR:OG1	2.31	0.44
44:BX:60:ARG:HH12	54:B7:47:ARG:NH2	2.15	0.44
25:BA:1786:A:H1'	25:BA:1938:A:N6	2.32	0.44
32:DH:79:VAL:C	32:DH:81:GLU:N	2.71	0.44
25:BA:1773:A:H2'	25:BA:1774:C:C5'	2.45	0.44
1:AA:1507:A:C6	1:AA:1530:G:C6	3.05	0.44
10:CJ:22:LYS:O	10:CJ:22:LYS:HD2	2.16	0.44
25:BA:29:U:H2'	25:BA:30:G:H8	1.82	0.44
41:BU:31:SER:C	41:BU:33:ARG:N	2.71	0.44

Continued on next page...

Continued from previous page...

Atom-1	Atom-2	Interatomic distance (Å)	Clash overlap (Å)
25:DA:755:C:H2'	25:DA:756:C:C6	2.48	0.44
43:DW:111:HIS:CG	43:DW:112:GLY:N	2.84	0.44
26:DB:46:A:H2'	26:DB:47:C:C6	2.52	0.44
1:CA:1191:A:H5''	3:CC:4:LYS:HZ3	1.81	0.44
1:AA:146:G:C6	1:AA:147:G:C5	3.05	0.44
17:CQ:21:VAL:HG21	17:CQ:59:ILE:HD11	1.98	0.44
1:CA:162:A:C8	1:CA:163:C:H1'	2.52	0.44
40:DT:128:GLU:O	40:DT:130:ALA:N	2.51	0.44
36:BP:94:GLU:OE2	36:BP:124:LYS:HD3	2.17	0.44
25:DA:2653:U:N3	25:DA:2654:A:C6	2.85	0.44
25:DA:1975:G:N1	25:DA:1976:U:C2	2.86	0.44
8:AH:41:ARG:O	8:AH:41:ARG:CG	2.65	0.44
29:BE:147:PRO:HG2	29:BE:148:GLY:H	1.82	0.44
1:AA:1275:A:C5	1:AA:1276:G:C8	3.06	0.44
1:CA:171:A:H2'	1:CA:172:A:C8	2.52	0.44
19:CS:79:THR:O	19:CS:80:TYR:HB2	2.17	0.44
1:AA:200:G:H1	1:AA:217:C:N4	2.15	0.44
31:BG:141:PHE:HB3	31:BG:142:PRO:HD2	2.00	0.44
25:BA:1322:A:H2'	25:BA:1323:U:H6	1.82	0.44
3:CC:48:TYR:O	3:CC:48:TYR:CD1	2.70	0.44
1:CA:1418:A:H2	25:DA:1948:G:N3	2.15	0.44
40:BT:5:ALA:O	40:BT:8:LYS:HB2	2.17	0.44
1:CA:337:C:H2'	1:CA:338:A:H8	1.83	0.44
1:AA:1187:G:H3'	1:AA:1188:A:H8	1.82	0.44
3:AC:11:ARG:O	3:AC:14:ILE:HG23	2.17	0.44
7:AG:27:ILE:CD1	7:AG:43:PHE:HB2	2.47	0.44
9:AI:112:LYS:HD2	9:AI:117:HIS:O	2.16	0.44
32:BH:46:GLU:O	32:BH:47:GLU:C	2.56	0.44
46:DZ:94:PRO:CA	46:DZ:127:VAL:O	2.64	0.44
2:CB:164:VAL:CG1	2:CB:166:ASP:H	2.30	0.44
2:CB:32:ILE:N	2:CB:32:ILE:HD12	2.33	0.44
34:DN:46:VAL:O	34:DN:47:ALA:HB3	2.17	0.44
46:DZ:13:LYS:HE3	46:DZ:16:ALA:HB3	1.99	0.44
25:DA:2102:U:H2'	25:DA:2103:C:C6	2.52	0.44
19:CS:63:THR:H	19:CS:66:MET:HE3	1.82	0.44
1:CA:1288:A:N1	1:CA:1371:G:H1'	2.31	0.44
9:CI:10:ARG:HA	9:CI:104:ARG:HE	1.82	0.44
21:CU:18:TYR:CD2	21:CU:24:ARG:HG2	2.53	0.44
25:BA:2807:G:H2'	25:BA:2808:U:O4'	2.16	0.44
45:DY:11:ASP:H	45:DY:28:LYS:HZ1	1.65	0.44
45:DY:28:LYS:CB	45:DY:39:VAL:N	2.80	0.44

Continued on next page...

Continued from previous page...

Atom-1	Atom-2	Interatomic distance (Å)	Clash overlap (Å)
29:DE:52:LEU:O	29:DE:53:PRO:O	2.35	0.44
29:DE:59:VAL:HG21	29:DE:63:LEU:HD12	1.99	0.44
30:BF:3:GLU:N	30:BF:3:GLU:CD	2.69	0.44
20:AT:75:ASN:O	20:AT:78:ALA:HB3	2.17	0.44
25:DA:1048:A:H61	25:DA:1108:U:H5	1.65	0.44
1:AA:1192:C:O2	5:AE:25:ARG:NH2	2.50	0.44
31:BG:63:ILE:HG22	31:BG:143:GLU:CG	2.46	0.44
25:BA:2392:A:OP1	55:B8:32:LEU:CD2	2.66	0.44
25:BA:480:A:OP2	45:BY:46:LYS:HE2	2.17	0.44
35:BO:19:ILE:HA	35:BO:42:SER:O	2.17	0.44
4:AD:18:LYS:HG2	4:AD:33:MET:HG3	1.98	0.44
40:DT:33:LYS:O	40:DT:39:ARG:O	2.35	0.44
3:CC:141:VAL:HG11	3:CC:202:ILE:CD1	2.48	0.44
1:CA:976:G:P	14:CN:32:SER:H	2.39	0.44
40:DT:93:ARG:O	40:DT:94:ALA:O	2.35	0.44
48:B1:50:ARG:O	48:B1:51:VAL:CB	2.64	0.44
33:BI:48:GLU:O	33:BI:49:ALA:C	2.55	0.44
36:BP:7:ARG:HH11	36:BP:7:ARG:HG2	1.82	0.44
1:CA:1034:G:C2'	1:CA:1035:A:C8	2.96	0.44
1:AA:458:C:C2	1:AA:460:G:C8	3.06	0.44
36:BP:25:SER:C	36:BP:27:HIS:N	2.69	0.44
6:CF:77:ARG:HB3	6:CF:77:ARG:CZ	2.47	0.44
5:CE:69:VAL:HG11	5:CE:71:LEU:HG	1.98	0.44
25:DA:26:G:C6	25:DA:27:G:C2	3.06	0.44
25:DA:310:A:O2'	25:DA:311:A:C2'	2.53	0.44
28:BD:154:LYS:C	28:BD:155:LEU:HD12	2.37	0.44
1:CA:267:C:OP2	17:CQ:67:LYS:HD2	2.17	0.44
28:BD:70:TRP:HZ3	28:BD:146:GLU:OE2	2.00	0.44
25:BA:2320:A:H8	25:BA:2321:G:O6	2.00	0.44
39:BS:17:ARG:HA	39:BS:20:ARG:HG2	1.98	0.44
25:DA:1853:A:N1	25:DA:2087:G:H1'	2.32	0.44
7:AG:113:GLU:HB2	7:AG:119:ARG:CG	2.46	0.44
28:DD:5:LYS:HD2	28:DD:17:THR:HG21	1.99	0.44
9:AI:58:HIS:C	9:AI:59:PHE:CD1	2.91	0.44
31:BG:5:VAL:HG21	31:BG:100:TRP:HB3	1.99	0.44
1:AA:1279:A:H61	3:AC:26:LYS:HZ3	1.62	0.44
31:BG:122:PRO:HD3	31:BG:181:ARG:HB3	1.99	0.44
7:CG:78:ARG:NE	7:CG:79:ARG:H	2.13	0.44
4:AD:91:SER:C	4:AD:93:PHE:N	2.70	0.44
38:BR:12:ARG:HD3	38:BR:16:HIS:ND1	2.33	0.44
25:DA:2801(A):A:C1'	25:DA:2802:G:H2'	2.47	0.44

Continued on next page...

Continued from previous page...

Atom-1	Atom-2	Interatomic distance (Å)	Clash overlap (Å)
11:CK:72:ALA:O	11:CK:77:MET:HB2	2.16	0.44
23:AW:23:C:H2'	23:AW:24:U:H6	1.76	0.44
22:CV:131:LYS:HE3	22:CV:131:LYS:HB2	1.79	0.44
1:AA:997:U:C2'	1:AA:998:G:H5''	2.47	0.44
27:DC:102:GLN:O	27:DC:106:ASP:N	2.49	0.44
3:AC:143:GLU:C	3:AC:145:GLY:H	2.20	0.44
30:DF:32:LEU:HD23	30:DF:32:LEU:O	2.17	0.44
32:BH:94:TYR:CZ	32:BH:160:LYS:HD3	2.53	0.44
1:CA:428:G:H4'	1:CA:429:U:O5'	2.17	0.44
1:AA:6:G:N1	5:AE:98:THR:OG1	2.48	0.44
1:AA:254:G:H21	17:AQ:16:GLN:NE2	2.15	0.44
1:CA:766:A:H2'	1:CA:767:A:O4'	2.18	0.44
22:CV:124:PRO:HB2	22:CV:175:THR:HG21	2.00	0.44
1:AA:1377:A:H2'	7:AG:7:ALA:HB2	2.00	0.44
12:AL:15:VAL:CG2	12:AL:16:ARG:N	2.77	0.44
34:BN:6:PRO:HD2	34:BN:43:THR:OG1	2.18	0.44
1:AA:656:C:O2'	1:AA:657:G:H5'	2.16	0.44
16:CP:58:TYR:O	16:CP:61:SER:OG	2.31	0.44
25:BA:1776:G:N2	25:BA:1789:A:H1'	2.32	0.44
25:BA:1450:G:C6	25:BA:1450(A):C:C4	3.05	0.44
25:DA:1469:A:H2'	25:DA:1470:G:H8	1.83	0.44
25:DA:2850:A:OP2	25:DA:2866:U:C5	2.70	0.44
3:CC:151:VAL:HG13	3:CC:199:LYS:O	2.17	0.44
43:DW:9:TYR:H	43:DW:9:TYR:HD2	1.65	0.44
39:BS:26:LEU:HG	39:BS:39:ILE:CD1	2.46	0.44
25:DA:775:G:C2	25:DA:777:A:N6	2.85	0.44
41:BU:104:GLN:HB2	42:BV:44:LYS:NZ	2.32	0.44
25:DA:1401:G:C6	25:DA:1402:C:C4	3.06	0.44
46:DZ:73:VAL:O	46:DZ:75:LEU:HD22	2.16	0.44
21:AU:8:THR:OG1	21:AU:11:GLY:HA3	2.16	0.44
1:CA:72:C:O2'	1:CA:73:G:H5'	2.17	0.44
25:BA:1278:A:O3'	38:BR:34:ILE:HD12	2.18	0.44
47:B0:64:GLY:HA3	47:B0:82:PRO:HA	1.99	0.44
25:BA:1782:C:H1'	25:BA:2609:U:H5''	1.98	0.44
1:CA:1417:G:C6	1:CA:1482:G:C6	3.05	0.44
27:BC:108:TRP:O	27:BC:109:MET:HB2	2.17	0.44
39:BS:24:LEU:CD2	39:BS:24:LEU:N	2.81	0.44
44:BX:93:GLU:OE1	44:BX:93:GLU:HA	2.17	0.44
1:CA:293:G:H8	1:CA:293:G:OP2	2.00	0.44
25:BA:2518:A:C8	25:BA:2518:A:H5'	2.53	0.44
25:BA:2279:G:N2	25:BA:2280:G:H1'	2.33	0.44

Continued on next page...

Continued from previous page...

Atom-1	Atom-2	Interatomic distance (Å)	Clash overlap (Å)
25:BA:252:G:O2'	25:BA:253:C:H5'	2.18	0.44
36:BP:50:ARG:CG	36:BP:51:PHE:N	2.66	0.44
1:AA:1348:U:H4'	9:AI:120:ARG:CD	2.20	0.44
46:DZ:3:ARG:O	46:DZ:4:LEU:HB2	2.18	0.44
2:CB:155:LEU:HD13	2:CB:157:ARG:N	2.25	0.44
2:CB:168:THR:HA	2:CB:171:ALA:HB2	2.00	0.44
34:DN:63:THR:O	34:DN:66:LYS:HG3	2.18	0.44
34:DN:66:LYS:O	34:DN:87:LEU:HD12	2.18	0.44
41:DU:36:ARG:HH21	42:DV:82:ARG:HH11	1.64	0.44
41:DU:52:ARG:O	41:DU:54:LYS:N	2.50	0.44
41:DU:57:PHE:O	41:DU:60:LEU:HB3	2.16	0.44
42:DV:2:PHE:HB3	42:DV:41:GLY:C	2.37	0.44
42:DV:87:HIS:NE2	42:DV:89:GLN:HG2	2.33	0.44
42:DV:91:TYR:C	42:DV:91:TYR:CD1	2.91	0.44
20:AT:46:GLU:O	20:AT:46:GLU:HG2	2.18	0.44
1:CA:932:C:H5'	7:CG:4:ARG:HG2	1.99	0.44
1:CA:934:C:H5	1:CA:1344:C:H2'	1.83	0.44
1:CA:1349:A:OP1	9:CI:118:LYS:O	2.36	0.44
31:DG:128:ARG:HB3	31:DG:130:ASN:HD22	1.82	0.44
13:AM:76:ALA:O	13:AM:79:LYS:HB2	2.18	0.44
35:BO:104:ARG:C	35:BO:106:LEU:N	2.71	0.44
40:BT:33:LYS:NZ	40:BT:74:ARG:NH1	2.65	0.44
25:DA:1249:U:C4'	41:DU:4:ALA:HB3	2.47	0.44
45:BY:13:VAL:CG2	45:BY:72:VAL:HG13	2.48	0.44
10:AJ:97:GLU:OE2	10:AJ:97:GLU:HA	2.17	0.44
10:AJ:97:GLU:O	10:AJ:98:ILE:HG13	2.17	0.44
31:BG:61:ALA:CB	31:BG:68:PRO:HD3	2.42	0.44
32:DH:85:LYS:HG2	32:DH:133:VAL:CG2	2.47	0.44
32:DH:122:THR:O	32:DH:133:VAL:HG13	2.17	0.44
8:CH:7:ALA:CA	8:CH:85:ARG:HG3	2.47	0.44
32:DH:107:VAL:O	32:DH:109:PHE:N	2.50	0.44
45:BY:45:VAL:HG22	45:BY:60:PHE:O	2.17	0.44
13:CM:11:ARG:C	13:CM:45:VAL:HG21	2.38	0.44
13:CM:14:ARG:HG3	13:CM:14:ARG:O	2.17	0.44
43:DW:70:TYR:O	43:DW:107:LEU:HG	2.18	0.44
43:DW:1:MET:HE2	43:DW:2:GLU:O	2.18	0.44
12:CL:42:PRO:HG2	12:CL:46:ASN:O	2.17	0.44
2:AB:121:LEU:C	2:AB:121:LEU:HD23	2.37	0.44
25:BA:1210:A:H5''	25:BA:1211:U:H3'	1.98	0.44
5:AE:35:GLY:HA3	5:AE:112:LEU:HB3	1.99	0.44
40:DT:77:PRO:O	40:DT:78:LEU:CB	2.65	0.44

Continued on next page...

Continued from previous page...

Atom-1	Atom-2	Interatomic distance (Å)	Clash overlap (Å)
1:CA:972:C:O2'	10:CJ:55:LYS:HB2	2.16	0.44
34:DN:116:LEU:O	34:DN:117:PHE:C	2.55	0.44
38:DR:49:ASP:OD1	38:DR:95:THR:HB	2.17	0.44
42:BV:19:LYS:HG2	42:BV:94:LEU:CB	2.34	0.44
28:DD:197:GLY:O	28:DD:198:ASN:CB	2.66	0.44
40:DT:29:ARG:HD3	40:DT:29:ARG:HA	1.56	0.44
40:DT:28:VAL:CG1	40:DT:46:GLU:HG3	2.47	0.44
27:DC:15:VAL:CG2	27:DC:29:LEU:HD21	2.33	0.44
37:BQ:115:MET:HE2	37:BQ:115:MET:HA	1.99	0.44
40:DT:3:ARG:HG3	40:DT:6:LEU:HD12	1.98	0.44
25:DA:627:A:O2'	25:DA:636:G:N2	2.50	0.44
1:CA:1036:G:H3'	1:CA:1037:C:H6	1.80	0.44
39:DS:101:LEU:HD22	39:DS:101:LEU:C	2.38	0.44
39:DS:34:HIS:HA	39:DS:54:LEU:CD2	2.42	0.44
30:DF:168:ARG:CG	30:DF:175:THR:HG21	2.40	0.44
1:AA:460:G:N1	1:AA:470:C:H5''	2.32	0.44
1:AA:460:G:H1	1:AA:470:C:H5''	1.81	0.44
25:DA:2166:G:O2'	25:DA:2167:U:H5'	2.17	0.44
12:AL:66:TYR:C	12:AL:66:TYR:HD2	2.20	0.44
1:CA:79:G:N2	1:CA:91:C:N4	2.59	0.44
25:DA:2481:G:HO2'	25:DA:2482:G:H8	1.65	0.44
3:CC:139:GLN:HG3	3:CC:143:GLU:OE2	2.17	0.44
12:CL:21:VAL:CG1	12:CL:95:TYR:CE2	3.00	0.44
32:DH:12:PRO:O	32:DH:15:VAL:CG2	2.64	0.44
28:BD:79:VAL:O	28:BD:79:VAL:HG12	2.16	0.44
43:DW:64:MET:O	43:DW:65:LEU:CB	2.66	0.44
25:BA:329:G:OP2	45:BY:71:LYS:HD3	2.17	0.44
43:BW:5:ALA:HB1	43:BW:50:VAL:CG2	2.37	0.44
30:DF:140:LEU:HD22	30:DF:140:LEU:H	1.83	0.44
1:CA:524:G:O5'	1:CA:524:G:H8	2.00	0.44
1:CA:221:C:H2'	1:CA:222:U:H6	1.81	0.44
4:CD:151:LYS:O	4:CD:151:LYS:HG2	2.17	0.44
27:BC:76:LEU:HG	27:BC:78:ILE:HG13	2.00	0.44
25:BA:2331:G:H4'	47:B0:41:GLY:HA3	1.98	0.44
1:CA:661:G:C2'	1:CA:662:G:H5'	2.47	0.44
29:DE:82:ARG:HB3	29:DE:83:ASP:OD2	2.17	0.44
28:DD:268:ARG:N	28:DD:270:ILE:HD11	2.33	0.44
39:BS:106:ARG:O	39:BS:106:ARG:CD	2.66	0.44
55:D8:50:LEU:O	55:D8:51:ALA:CB	2.65	0.44
22:AV:114:MET:HE3	22:AV:118:GLN:N	2.32	0.44
38:BR:12:ARG:HD3	38:BR:16:HIS:CE1	2.53	0.44

Continued on next page...

Continued from previous page...

Atom-1	Atom-2	Interatomic distance (Å)	Clash overlap (Å)
25:DA:1448:G:H5'	25:DA:1449:A:OP1	2.18	0.44
25:BA:97:C:H5''	49:B2:2:LYS:CB	2.47	0.44
25:DA:649:G:C5	25:DA:650:C:C4	3.05	0.44
18:AR:33:ASP:OD2	18:AR:34:TYR:N	2.50	0.44
5:CE:150:ARG:C	5:CE:152:ARG:N	2.70	0.44
25:DA:2889:C:C2'	25:DA:2889:C:O2	2.59	0.44
25:BA:271(O):C:O2'	25:BA:271(P):C:H6	2.01	0.44
16:CP:25:ARG:O	16:CP:26:ARG:O	2.35	0.44
38:BR:52:ILE:C	38:BR:54:LEU:H	2.20	0.44
13:AM:108:ARG:NH1	13:AM:111:LYS:O	2.50	0.44
41:DU:85:LYS:HD3	41:DU:85:LYS:O	2.16	0.44
25:BA:2870:C:H5''	38:BR:65:LEU:HD21	1.98	0.44
1:AA:113:G:C4	1:AA:114:U:C5	3.05	0.44
34:DN:55:VAL:HG13	34:DN:56:ASN:N	2.32	0.44
38:DR:58:GLY:C	38:DR:59:ASP:OD2	2.56	0.44
8:AH:91:ARG:HH11	8:AH:91:ARG:CG	2.29	0.44
25:DA:407:G:H2'	25:DA:408:G:H8	1.81	0.44
25:DA:1233:C:C4	25:DA:1234:U:C5	3.06	0.44
25:DA:742:G:H4'	25:DA:1676:A:H5'	1.99	0.44
3:CC:22:TRP:CH2	14:CN:54:PRO:HG2	2.53	0.44
28:BD:158:ALA:O	28:BD:196:VAL:HG11	2.17	0.44
25:BA:2856:C:H2'	25:BA:2857:G:O4'	2.18	0.44
25:BA:2460:U:C2'	25:BA:2461:C:H5'	2.47	0.44
25:DA:2489:G:O2'	25:DA:2490:G:H5'	2.18	0.44
11:AK:26:ASN:O	11:AK:55:LYS:HE3	2.17	0.44
16:CP:3:LYS:HG2	16:CP:24:ALA:HA	1.99	0.44
34:DN:40:PRO:HB3	41:DU:68:ALA:HB2	2.00	0.44
25:BA:918:A:H5''	26:BB:98:G:O2'	2.16	0.44
25:BA:956:G:C5'	37:BQ:77:LYS:HE2	2.48	0.44
1:AA:1275:A:H2'	1:AA:1276:G:H8	1.83	0.44
39:BS:24:LEU:N	39:BS:24:LEU:HD22	2.32	0.44
25:BA:1560:G:O2'	25:BA:1561:G:H5'	2.16	0.44
52:D5:57:VAL:HG23	52:D5:58:LEU:N	2.33	0.44
36:DP:29:LYS:N	36:DP:29:LYS:HD2	2.32	0.44
28:BD:233:HIS:CD2	28:BD:233:HIS:N	2.85	0.44
1:AA:634:C:H2'	1:AA:635:G:H8	1.82	0.44
25:BA:151:C:O2'	25:BA:152:G:H5'	2.17	0.44
37:DQ:141:GLN:NE2	46:DZ:71:ARG:O	2.50	0.44
2:CB:55:PHE:O	2:CB:56:ARG:C	2.56	0.44
41:DU:89:GLU:HG2	42:DV:50:PRO:HG3	1.99	0.44
42:DV:39:LEU:CB	42:DV:47:VAL:HG11	2.45	0.44

Continued on next page...

Continued from previous page...

Atom-1	Atom-2	Interatomic distance (Å)	Clash overlap (Å)
42:DV:32:THR:HA	42:DV:60:GLU:HA	2.00	0.44
28:BD:51:VAL:O	28:BD:52:ARG:O	2.34	0.44
48:D1:62:VAL:CG2	48:D1:63:ALA:N	2.81	0.44
7:CG:105:VAL:O	7:CG:109:ASN:ND2	2.51	0.44
7:CG:148:ASN:C	7:CG:150:ALA:N	2.70	0.44
34:BN:2:LYS:HZ1	42:BV:13:ARG:N	2.15	0.44
30:BF:24:LEU:HA	30:BF:24:LEU:HD13	1.87	0.44
35:BO:69:ILE:HD12	35:BO:69:ILE:H	1.80	0.44
3:AC:47:LEU:O	3:AC:49:SER:N	2.51	0.44
3:AC:92:ALA:CB	3:AC:99:VAL:HG11	2.47	0.44
3:AC:29:TYR:HE1	10:AJ:65:LEU:HD21	1.83	0.44
1:AA:15:G:H1'	5:AE:19:MET:SD	2.58	0.44
25:DA:2418:A:H2'	25:DA:2419:U:O4'	2.18	0.44
25:BA:274:G:N2	25:BA:363:G:H22	2.15	0.44
13:AM:11:ARG:CG	13:AM:12:ASN:N	2.81	0.44
28:DD:25:THR:C	28:DD:26:LYS:HD3	2.38	0.44
29:DE:104:VAL:CG1	29:DE:188:VAL:HG23	2.48	0.44
32:DH:138:LYS:N	32:DH:141:VAL:HG23	2.33	0.44
4:AD:49:ARG:HA	4:AD:49:ARG:NH1	2.22	0.44
28:BD:26:LYS:HE2	28:BD:113:VAL:CG2	2.47	0.44
2:AB:11:LEU:HA	2:AB:14:GLY:HA3	1.99	0.44
1:CA:453:A:H5''	16:CP:72:ARG:HD2	1.98	0.44
2:AB:111:ARG:HE	2:AB:145:LEU:HD11	1.81	0.44
3:CC:189:ALA:O	3:CC:191:THR:N	2.48	0.44
11:AK:122:LYS:HB3	11:AK:122:LYS:HE2	1.76	0.44
5:AE:33:VAL:O	5:AE:112:LEU:CD1	2.60	0.44
22:CV:83:MET:HE2	22:CV:89:GLU:N	2.32	0.44
22:CV:84:ASP:HB3	22:CV:88:TYR:HA	2.00	0.44
40:DT:50:ILE:HA	40:DT:99:LEU:HD11	1.98	0.44
34:DN:118:LYS:O	34:DN:121:LYS:HD2	2.18	0.44
42:BV:25:LEU:O	42:BV:64:HIS:CE1	2.70	0.44
37:BQ:132:VAL:HG11	46:BZ:80:ARG:NH2	2.33	0.44
25:DA:2348:U:C2'	25:DA:2349:G:C5'	2.84	0.44
40:DT:13:ARG:NE	40:DT:13:ARG:HA	2.31	0.44
1:CA:1034:G:C3'	1:CA:1034:G:C8	3.00	0.44
39:DS:68:GLN:HG2	39:DS:71:ARG:NH1	2.32	0.44
39:DS:70:GLY:C	39:DS:72:ALA:N	2.71	0.44
34:DN:58:ASP:C	34:DN:60:ILE:N	2.69	0.44
10:CJ:6:ILE:CG1	10:CJ:72:VAL:O	2.66	0.44
10:CJ:96:ILE:HD13	10:CJ:96:ILE:O	2.18	0.44
27:DC:130:ARG:O	27:DC:134:PRO:HD2	2.18	0.44

Continued on next page...

Continued from previous page...

Atom-1	Atom-2	Interatomic distance (Å)	Clash overlap (Å)
31:BG:76:SER:HB3	31:BG:84:LYS:CA	2.48	0.44
1:AA:522:C:O2'	1:AA:523:A:H5'	2.17	0.44
12:AL:50:ARG:CB	12:AL:90:LEU:HD11	2.46	0.44
29:BE:12:THR:HB	29:BE:13:ARG:H	1.53	0.44
20:CT:87:LYS:O	20:CT:88:VAL:C	2.56	0.44
23:CW:60:U:H5''	23:CW:61:C:OP2	2.17	0.44
1:AA:740:U:O2'	1:AA:741:G:H5'	2.18	0.44
10:CJ:88:LEU:HD11	10:CJ:90:LEU:HD11	1.99	0.44
1:CA:130:A:N1	1:CA:233:C:H1'	2.33	0.44
25:DA:2041:U:C2	25:DA:2042:A:C8	3.05	0.44
27:BC:34:ALA:HB1	27:BC:40:GLU:OE2	2.17	0.44
27:BC:40:GLU:O	27:BC:179:ALA:HB2	2.17	0.44
25:BA:2387:U:H5''	25:BA:2387:U:H6	1.83	0.44
5:AE:57:LYS:O	5:AE:60:TYR:HB3	2.18	0.44
5:AE:59:GLY:O	5:AE:62:ALA:N	2.50	0.44
1:AA:404:U:C2	1:AA:405:U:C5	3.05	0.44
18:AR:44:LEU:O	18:AR:45:SER:HB3	2.17	0.44
4:CD:28:SER:O	4:CD:30:LYS:HG2	2.18	0.44
45:BY:14:LEU:HD12	45:BY:15:VAL:N	2.33	0.44
26:BB:111:G:O2'	26:BB:112:U:H5'	2.18	0.44
1:CA:1392:G:N2	1:CA:1502:A:C8	2.80	0.44
16:CP:8:ARG:HA	16:CP:17:TYR:HA	2.00	0.44
4:CD:108:LEU:HB3	4:CD:110:PHE:CE1	2.52	0.44
38:DR:104:ARG:HH11	38:DR:104:ARG:HB3	1.79	0.44
1:CA:277:C:OP2	17:CQ:41:LYS:NZ	2.51	0.44
40:BT:89:VAL:HG12	40:BT:91:ARG:HG3	1.98	0.44
46:BZ:9:ARG:HB3	46:BZ:35:LYS:HB3	1.99	0.44
10:AJ:38:ILE:HG13	10:AJ:38:ILE:O	2.18	0.44
17:AQ:78:GLU:OE2	17:AQ:81:ARG:CD	2.62	0.44
13:CM:32:GLU:HA	13:CM:35:GLU:CG	2.40	0.44
25:DA:2884:U:C2	52:D5:51:TYR:CE1	3.02	0.44
25:BA:445:C:C2'	25:BA:446:G:H5'	2.46	0.44
1:CA:405:U:H3'	1:CA:406:G:H5'	1.98	0.44
1:CA:167:G:C2'	1:CA:168:G:H5'	2.46	0.44
25:BA:638:G:C4	25:BA:639:U:C5	3.06	0.44
47:B0:11:ASN:HA	47:B0:13:ARG:HH21	1.82	0.44
27:DC:226:ASN:CG	27:DC:227:PRO:HD2	2.37	0.44
25:DA:140:G:N2	25:DA:142:A:C2	2.73	0.44
31:DG:7:LEU:HD12	31:DG:104:GLU:HA	1.98	0.44
12:CL:83:ARG:N	12:CL:96:HIS:O	2.50	0.44
25:DA:2301:C:H2'	25:DA:2302:G:C8	2.52	0.44

Continued on next page...

Continued from previous page...

Atom-1	Atom-2	Interatomic distance (Å)	Clash overlap (Å)
1:CA:677:U:H1'	11:CK:119:CYS:SG	2.58	0.44
1:CA:678:U:O2'	1:CA:679:C:H5'	2.18	0.44
25:DA:2599:G:O2'	25:DA:2600:A:H5'	2.17	0.44
15:CO:35:ARG:O	15:CO:39:LEU:HB2	2.17	0.44
15:CO:53:HIS:O	15:CO:56:LEU:HB3	2.16	0.44
25:BA:80:G:H2'	25:BA:81:G:H5'	2.00	0.44
46:BZ:60:LEU:H	46:BZ:60:LEU:CD2	2.26	0.44
25:BA:1416:G:O2'	25:BA:1417:C:O4'	2.35	0.44
49:D2:32:LEU:O	49:D2:32:LEU:HD23	2.17	0.44
32:DH:146:ALA:O	32:DH:149:ARG:N	2.49	0.44
25:DA:2356:C:O3'	47:D0:20:ARG:CD	2.63	0.44
7:AG:80:VAL:HG21	7:AG:154:TYR:CE1	2.52	0.44
26:DB:57:A:C1'	31:DG:30:GLU:HB3	2.48	0.44
1:CA:825:G:O2'	8:CH:12:ARG:NH2	2.51	0.44
1:CA:728:A:C5	15:CO:54:ARG:HD2	2.52	0.44
1:AA:1507:A:H2'	1:AA:1508:G:H8	1.81	0.44
29:BE:92:THR:H	29:BE:95:ILE:CD1	2.28	0.44
25:BA:2247:A:H2'	25:BA:2248:C:H6	1.83	0.44
25:BA:1462:C:H2'	25:BA:1463:C:H6	1.81	0.44
2:CB:149:LEU:O	2:CB:150:SER:C	2.55	0.44
25:BA:1859:A:N6	25:BA:1883:G:O2'	2.51	0.44
4:CD:90:GLY:HA3	4:CD:200:GLU:HG3	1.98	0.44
1:CA:442:C:H42	1:CA:492:G:H1	1.65	0.44
25:BA:1448:G:N2	25:BA:1528(A):A:H2	2.15	0.44
25:DA:677:A:C6	25:DA:678:C:C4	3.06	0.44
29:BE:38:THR:HB	29:BE:40:GLU:CD	2.37	0.44
25:BA:1169:G:N2	25:BA:1181:C:C2	2.85	0.44
32:DH:65:HIS:ND1	32:DH:69:ARG:HD2	2.32	0.44
25:BA:1425:G:H2'	25:BA:1426:G:O4'	2.18	0.44
25:BA:1355:G:O2'	25:BA:1356:G:H5'	2.17	0.44
25:BA:272(A):U:C2'	25:BA:272(B):G:OP2	2.65	0.44
25:DA:1399:C:O2'	25:DA:1400:G:H5'	2.17	0.44
25:DA:968:G:O2'	25:DA:969:U:H5'	2.17	0.44
55:B8:38:GLY:O	55:B8:42:ARG:N	2.34	0.44
31:DG:105:LYS:CE	51:D4:52:SER:HB3	2.47	0.44
36:DP:108:LYS:C	36:DP:110:TYR:H	2.20	0.44
1:AA:771:G:C6	1:AA:772:U:O4	2.70	0.44
3:AC:122:GLU:C	3:AC:124:ILE:N	2.70	0.44
1:CA:1496:C:H2'	1:CA:1497:G:O4'	2.18	0.44
23:CW:27:U:O2	23:CW:44:A:C2	2.71	0.44
7:AG:99:LEU:HD22	7:AG:103:TRP:CZ2	2.53	0.44

Continued on next page...

Continued from previous page...

Atom-1	Atom-2	Interatomic distance (Å)	Clash overlap (Å)
1:CA:498:U:O2'	1:CA:499:A:H5'	2.18	0.44
36:BP:47:ASP:HB2	36:BP:51:PHE:HB2	1.99	0.44
39:BS:49:VAL:CG2	39:BS:80:LEU:HD22	2.48	0.44
33:BI:89:TYR:N	33:BI:89:TYR:CD1	2.85	0.44
3:AC:6:HIS:CD2	3:AC:8:ILE:HB	2.52	0.44
2:CB:80:ILE:HD11	2:CB:212:GLN:N	2.32	0.44
9:CI:87:GLN:O	9:CI:90:PRO:HD3	2.17	0.44
25:BA:1494:A:N3	25:BA:1494:A:C2'	2.75	0.44
25:BA:2177:C:H4'	27:BC:214:TYR:CE1	2.52	0.44
1:CA:1290:G:H2'	1:CA:1291:G:C5'	2.48	0.44
1:AA:381:C:H2'	1:AA:382:A:O4'	2.17	0.44
25:DA:278:A:C4'	25:DA:279:C:OP2	2.65	0.44
40:BT:33:LYS:HE2	40:BT:43:GLN:HE22	1.82	0.44
1:AA:223:U:C2	1:AA:224:C:C5	3.06	0.44
30:DF:108:LYS:O	30:DF:112:MET:HB2	2.18	0.44
30:DF:24:LEU:O	30:DF:25:PRO:C	2.56	0.44
40:BT:106:SER:HA	40:BT:110:ILE:HG13	1.98	0.44
1:AA:1398:A:N1	5:AE:19:MET:HE2	2.32	0.44
13:AM:3:ARG:NE	13:AM:9:ILE:HD11	2.33	0.44
36:BP:115:LEU:HD23	36:BP:115:LEU:C	2.38	0.44
32:DH:91:GLY:C	32:DH:92:ILE:HG13	2.37	0.44
46:BZ:127:VAL:CG2	46:BZ:131:ASN:HD22	2.30	0.44
25:DA:275:G:N3	25:DA:363:G:C2	2.85	0.44
13:CM:2:ALA:O	13:CM:4:ILE:HG13	2.17	0.44
2:AB:117:GLU:O	2:AB:121:LEU:HB3	2.17	0.44
25:BA:2416:C:H6	25:BA:2416:C:O5'	2.01	0.44
25:BA:623:G:H2'	25:BA:624:C:C6	2.53	0.44
36:BP:63:PRO:C	36:BP:65:ARG:H	2.19	0.44
1:AA:1152:A:C2	1:AA:1153:C:C2	3.05	0.44
5:AE:148:VAL:HG12	5:AE:149:GLU:OE2	2.18	0.44
42:BV:16:PRO:O	42:BV:96:ILE:O	2.34	0.44
8:AH:64:LYS:O	8:AH:79:VAL:HB	2.17	0.44
15:CO:64:ARG:NH1	15:CO:68:ARG:HH21	2.13	0.44
25:BA:1021:A:C8	25:BA:1022:G:H4'	2.53	0.44
25:BA:1020:A:N1	25:BA:1141:U:H1'	2.33	0.44
25:BA:1022:G:C5'	34:BN:69:GLN:HE22	2.31	0.44
37:BQ:27:VAL:HG23	37:BQ:137:TYR:CE1	2.53	0.44
52:B5:45:VAL:CG1	52:B5:50:GLY:HA2	2.32	0.44
25:BA:1609:A:H5'	25:BA:1617:C:OP1	2.18	0.44
25:BA:857:C:N4	25:BA:858:U:O4	2.51	0.44
30:DF:131:GLY:HA3	30:DF:138:GLU:HB3	1.98	0.44

Continued on next page...

Continued from previous page...

Atom-1	Atom-2	Interatomic distance (Å)	Clash overlap (Å)
30:DF:164:ARG:HG2	30:DF:164:ARG:NH1	2.31	0.44
30:DF:175:THR:HG23	30:DF:175:THR:O	2.18	0.44
16:AP:67:THR:CB	16:AP:70:ALA:HB2	2.48	0.44
27:BC:85:LYS:HA	27:BC:88:GLU:CD	2.37	0.44
25:BA:587:C:O2'	25:BA:588:U:P	2.76	0.44
1:CA:77:G:N1	1:CA:92:C:N4	2.49	0.44
28:DD:211:ARG:HA	28:DD:214:TRP:CE3	2.53	0.44
13:AM:50:GLU:O	13:AM:54:VAL:HG23	2.18	0.44
28:DD:31:LYS:HG3	28:DD:33:LEU:HD13	2.00	0.44
1:AA:877:C:O2'	1:AA:878:G:H5'	2.17	0.44
25:DA:1854:A:H62	25:DA:1888:G:H8	1.66	0.44
18:CR:58:LEU:HB3	18:CR:62:GLU:CB	2.46	0.44
17:AQ:83:ASP:O	17:AQ:87:LYS:HG2	2.18	0.44
1:CA:881:G:OP2	12:CL:9:ARG:NH2	2.51	0.44
25:DA:1299:G:H5''	25:DA:1300:U:OP1	2.18	0.44
5:AE:87:SER:HB3	5:AE:131:ILE:CD1	2.39	0.44
25:BA:820:A:O2'	25:BA:821:A:H5'	2.18	0.44
25:BA:1191:G:OP1	36:BP:21:ARG:NH1	2.51	0.44
27:DC:78:ILE:HG22	27:DC:120:VAL:CB	2.47	0.44
25:DA:1602:U:H3'	25:DA:1603:A:C5'	2.47	0.44
25:DA:456:C:N3	44:DX:69:TYR:CE2	2.86	0.44
27:BC:49:GLY:CA	27:BC:211:ARG:HD2	2.48	0.44
4:AD:76:ARG:O	4:AD:78:LEU:N	2.51	0.44
1:CA:865:A:H5'	1:CA:1078:U:C4	2.53	0.44
25:DA:204:A:O3'	25:DA:205:G:H4'	2.17	0.44
35:BO:53:LYS:N	35:BO:56:ASP:OD1	2.50	0.44
40:BT:117:ASP:OD1	40:BT:120:ARG:N	2.30	0.44
31:BG:38:VAL:HG12	31:BG:39:ILE:N	2.33	0.44
11:CK:29:ILE:HD13	11:CK:44:SER:HB3	2.00	0.44
25:BA:2682:U:C5'	25:BA:2682:U:H6	2.28	0.44
44:DX:24:GLY:CA	44:DX:83:VAL:HG23	2.48	0.44
15:CO:50:HIS:O	15:CO:53:HIS:N	2.35	0.44
17:CQ:2:PRO:O	17:CQ:3:LYS:C	2.56	0.44
1:CA:1082:G:H2'	1:CA:1083:U:O4'	2.17	0.44
34:BN:67:LEU:C	34:BN:88:GLU:HG3	2.38	0.44
25:DA:2231:C:H2'	25:DA:2232:U:O4'	2.18	0.44
12:CL:5:ASN:HB2	17:CQ:34:LYS:HZ3	1.82	0.44
37:BQ:39:PRO:HG3	37:BQ:99:PRO:HD3	1.98	0.44
1:AA:862:C:O2'	1:AA:863:U:H5'	2.18	0.44
15:AO:32:LEU:C	15:AO:34:LEU:N	2.70	0.44
25:BA:413:C:H2'	25:BA:414:C:C6	2.52	0.44

Continued on next page...

Continued from previous page...

Atom-1	Atom-2	Interatomic distance (Å)	Clash overlap (Å)
25:BA:1567:A:H4'	28:BD:58:HIS:HD2	1.81	0.44
25:DA:2364:C:C2'	25:DA:2365:G:H5'	2.48	0.44
3:CC:153:VAL:O	3:CC:165:THR:HA	2.17	0.44
37:DQ:59:ARG:HG3	37:DQ:59:ARG:HH11	1.83	0.44
25:DA:2007:C:C4'	25:DA:2824:C:H4'	2.47	0.44
33:BI:76:THR:O	33:BI:77:LEU:O	2.36	0.44
20:CT:84:LEU:HD13	20:CT:84:LEU:C	2.37	0.44
23:AW:58:A:H2'	23:AW:60:U:OP2	2.18	0.44
47:B0:35:ILE:HD13	47:B0:38:ARG:HG2	2.00	0.44
25:DA:1431:U:H2'	25:DA:1432:C:C6	2.53	0.44
31:DG:33:ARG:NH2	31:DG:162:THR:HG21	2.33	0.44
1:AA:927:G:H2'	1:AA:928:G:H8	1.83	0.44
26:BB:27:C:H3'	26:BB:28:C:C6	2.52	0.44
17:CQ:60:ILE:HG22	17:CQ:72:ARG:O	2.17	0.44
22:CV:32:ARG:HB3	23:CW:74:C:O2	2.18	0.44
34:DN:84:LYS:O	34:DN:86:PRO:HD3	2.18	0.44
7:CG:125:MET:O	7:CG:129:GLU:HB2	2.17	0.44
1:CA:291:C:O2'	1:CA:292:G:H5'	2.17	0.44
1:AA:1329:A:P	13:AM:28:ALA:HB3	2.57	0.44
25:BA:1973:G:H2'	25:BA:1974:C:C6	2.52	0.44
17:CQ:68:ARG:HG3	17:CQ:68:ARG:O	2.18	0.44
28:BD:183:ARG:HG2	28:BD:183:ARG:HH11	1.82	0.44
9:AI:32:ASP:O	9:AI:34:ASN:N	2.50	0.44
52:D5:31:VAL:HB	52:D5:32:PRO:CD	2.48	0.44
25:BA:196:A:O4'	36:BP:46:LYS:HE3	2.17	0.44
36:BP:61:ARG:NH1	55:B8:13:ARG:HD2	2.33	0.44
39:BS:30:ARG:HH22	39:BS:62:LYS:HD2	1.83	0.44
33:BI:84:GLY:N	33:BI:89:TYR:HE1	2.16	0.44
25:DA:1903:G:OP1	28:DD:241:PRO:O	2.35	0.44
9:AI:11:LYS:O	9:AI:13:ALA:N	2.47	0.44
25:DA:542:C:H2'	25:DA:543:C:H6	1.82	0.44
2:CB:19:HIS:HD2	2:CB:204:ASN:ND2	2.16	0.44
25:DA:997:G:H5'	41:DU:93:LYS:HZ3	1.80	0.44
37:DQ:97:VAL:HG21	37:DQ:103:MET:HE3	2.00	0.44
37:DQ:131:ILE:HG22	37:DQ:132:VAL:N	2.33	0.44
48:D1:83:GLU:O	48:D1:86:SER:OG	2.36	0.44
19:CS:63:THR:CG2	19:CS:66:MET:HE3	2.47	0.44
1:CA:1118:C:H6	1:CA:1118:C:O5'	2.00	0.44
1:CA:1251:A:H1'	1:CA:1369:C:HO2'	1.83	0.44
9:CI:117:HIS:HB2	9:CI:121:ARG:O	2.18	0.44
9:CI:80:GLY:O	9:CI:83:ARG:N	2.51	0.44

Continued on next page...

Continued from previous page...

Atom-1	Atom-2	Interatomic distance (Å)	Clash overlap (Å)
1:CA:1363(A):A:C5'	1:CA:1364:U:OP1	2.63	0.44
29:DE:61:ARG:CG	29:DE:62:PRO:HD3	2.48	0.44
30:BF:7:TYR:HE1	30:BF:196:LEU:HD11	1.79	0.44
25:BA:1899:G:H22	25:BA:1902:C:H41	0.68	0.44
3:AC:29:TYR:O	3:AC:33:LEU:CB	2.63	0.44
3:CC:76:VAL:O	3:CC:83:ARG:HG3	2.17	0.44
25:BA:1344:G:H5'	25:BA:1384:A:C6	2.52	0.44
25:BA:1386:C:H2'	25:BA:1387:C:H6	1.83	0.44
53:D6:15:GLU:OE2	53:D6:18:ARG:HG3	2.18	0.44
25:DA:852:G:O2'	25:DA:853:G:H5'	2.17	0.44
45:BY:87:LYS:O	45:BY:88:LYS:CB	2.60	0.44
31:BG:56:ALA:HB2	31:BG:153:ARG:NE	2.33	0.44
31:BG:43:LEU:HB2	31:BG:88:ILE:HG12	1.99	0.44
28:DD:27:THR:HG23	28:DD:27:THR:O	2.16	0.44
25:BA:2799:C:H1'	25:BA:2801:A:N7	2.32	0.44
25:DA:593:G:C1'	55:D8:4:MET:HE1	2.47	0.44
32:DH:33:LEU:HD11	32:DH:136:ILE:O	2.18	0.44
25:BA:1594:G:C5'	25:BA:1594:G:C8	2.93	0.44
25:BA:2123:G:H1'	27:BC:173:HIS:HB2	2.00	0.44
1:AA:707:C:O2'	1:AA:708:C:H5'	2.18	0.44
1:AA:427:U:H5''	1:AA:428:G:OP2	2.18	0.44
3:CC:64:VAL:N	3:CC:97:LYS:NZ	2.62	0.44
14:CN:9:LYS:HG2	14:CN:9:LYS:O	2.18	0.44
10:AJ:54:PHE:CG	10:AJ:55:LYS:HE3	2.52	0.44
14:AN:41:ARG:HG2	14:AN:41:ARG:NH1	2.33	0.44
1:CA:1221:G:O3'	19:CS:77:THR:HG21	2.17	0.44
33:BI:40:THR:O	33:BI:41:GLU:C	2.56	0.44
45:DY:78:ALA:O	45:DY:79:CYS:CB	2.66	0.44
30:BF:34:TRP:O	30:BF:35:GLU:C	2.55	0.44
15:AO:74:ASP:OD2	15:AO:77:ARG:HG2	2.18	0.44
39:DS:36:TYR:N	39:DS:36:TYR:CD1	2.85	0.44
25:DA:299:A:N1	25:DA:322:A:O2'	2.43	0.44
36:BP:24:GLY:O	36:BP:25:SER:CB	2.62	0.44
30:BF:8:GLN:O	30:BF:9:ILE:C	2.56	0.44
25:BA:628:G:C6	25:BA:636:G:C2	3.06	0.44
3:CC:108:ASN:HA	3:CC:109:PRO:HD3	1.84	0.44
2:AB:10:LEU:C	2:AB:12:GLU:N	2.70	0.44
11:CK:91:ARG:O	11:CK:95:ILE:HG12	2.18	0.44
25:DA:814:C:C5	36:DP:27:HIS:CE1	3.06	0.44
1:AA:169:C:C2'	1:AA:170:U:H5'	2.47	0.44
45:BY:23:ARG:HB3	45:BY:23:ARG:HE	1.63	0.44

Continued on next page...

Continued from previous page...

Atom-1	Atom-2	Interatomic distance (Å)	Clash overlap (Å)
1:AA:1036:G:OP2	1:AA:1037:C:N4	2.51	0.44
38:BR:63:ARG:O	38:BR:67:LEU:HB2	2.18	0.44
56:B9:30:PRO:C	56:B9:32:HIS:H	2.20	0.44
11:AK:95:ILE:O	11:AK:99:GLN:HG2	2.17	0.44
25:DA:1578:U:OP2	25:DA:1578:U:H6	2.01	0.44
31:BG:128:ARG:HB2	31:BG:130:ASN:O	2.18	0.44
29:BE:111:ARG:HB2	29:BE:160:TYR:O	2.18	0.44
1:CA:179:A:H2'	1:CA:180:U:C6	2.47	0.44
25:BA:2485:G:C5'	37:BQ:46:GLN:HE21	2.29	0.44
22:AV:127:VAL:HA	22:AV:173:VAL:O	2.17	0.44
40:BT:120:ARG:HA	40:BT:123:GLN:HG2	1.98	0.44
30:BF:123:LEU:HD13	30:BF:192:LEU:HD13	1.99	0.44
42:BV:76:LYS:HB2	42:BV:81:TYR:HB3	2.00	0.44
1:CA:712:A:H2'	1:CA:713:G:O4'	2.18	0.44
25:DA:588:U:H1'	30:DF:90:PHE:CG	2.52	0.44
4:AD:150:GLU:O	4:AD:153:ARG:HG3	2.17	0.44
1:CA:1422:G:H2'	1:CA:1423:G:H8	1.82	0.44
25:DA:1955:U:O2'	25:DA:1956:U:H5'	2.17	0.44
1:CA:243:A:C2	1:CA:246:A:C8	3.06	0.44
37:BQ:103:MET:HE1	37:BQ:125:LEU:HD13	1.98	0.44
37:DQ:10:ARG:HG3	37:DQ:10:ARG:NH1	2.30	0.44
1:CA:1097:C:O2'	1:CA:1169:A:H1'	2.18	0.44
14:AN:53:LEU:O	14:AN:56:VAL:HB	2.17	0.44
30:BF:101:LEU:HB3	30:BF:106:ARG:NH1	2.32	0.44
1:AA:1237:C:H2'	1:AA:1336:C:C5	2.52	0.44
15:AO:65:ARG:HH11	15:AO:65:ARG:HG2	1.83	0.44
25:BA:1789:A:H2'	25:BA:1790:C:C6	2.53	0.44
25:BA:958:U:O2'	25:BA:959:A:P	2.76	0.44
40:DT:64:ARG:HD3	40:DT:73:GLU:CG	2.48	0.44
8:AH:35:ILE:HG22	8:AH:39:LEU:HD21	2.00	0.44
36:DP:13:ASN:ND2	36:DP:13:ASN:O	2.51	0.44
25:BA:2853:C:O2'	25:BA:2854:G:H5'	2.17	0.44
48:B1:67:ILE:N	48:B1:68:PRO:HD2	2.33	0.44
25:BA:1168:G:H1	25:BA:1181:C:H42	1.66	0.44
51:D4:58:TYR:N	51:D4:58:TYR:CD2	2.86	0.44
1:AA:994:A:H2'	1:AA:995:C:C6	2.53	0.44
25:DA:2672:G:C3'	25:DA:2673:G:H5''	2.47	0.44
25:DA:32:C:H1'	25:DA:474:G:N2	2.32	0.44
26:DB:100:A:C4	26:DB:101:G:C8	3.06	0.44
1:AA:189:G:C6	1:AA:189(A):C:C4	3.06	0.44
29:BE:195:LEU:HD12	29:BE:196:VAL:N	2.33	0.44

Continued on next page...

Continued from previous page...

Atom-1	Atom-2	Interatomic distance (Å)	Clash overlap (Å)
1:AA:363:A:OP2	12:AL:31:ARG:HB3	2.18	0.44
25:DA:188:G:C6	25:DA:189:G:C4	3.05	0.44
34:BN:39:ARG:HH11	34:BN:39:ARG:HG2	1.83	0.44
25:BA:2555:U:H2'	25:BA:2556:C:O4'	2.17	0.44
25:DA:1945:G:O5'	25:DA:1945:G:H8	2.01	0.44
39:BS:35:ILE:CD1	39:BS:99:LYS:HD3	2.47	0.44
1:AA:1288:A:O2'	1:AA:1289:A:H5'	2.18	0.44
26:DB:73:A:C5	26:DB:105:A:C2	3.06	0.44
2:CB:197:VAL:HB	2:CB:200:ILE:HG12	2.00	0.44
2:CB:84:GLU:HB3	2:CB:219:VAL:HG21	1.99	0.44
25:DA:1142(A):A:C8	25:DA:1142(A):A:H5'	2.48	0.44
34:DN:62:VAL:HG22	34:DN:66:LYS:HB2	1.99	0.44
41:DU:110:VAL:HG12	41:DU:114:LYS:HZ2	1.81	0.44
42:DV:47:VAL:HB	42:DV:50:PRO:O	2.18	0.44
37:DQ:102:VAL:CG1	37:DQ:103:MET:H	2.20	0.44
25:DA:910:A:C6	37:DQ:13:GLN:HG3	2.50	0.44
37:DQ:16:ARG:CG	37:DQ:17:LEU:H	2.30	0.44
25:BA:1493:C:C5	25:BA:2206:G:O2'	2.70	0.44
27:BC:214:TYR:CD2	27:BC:224:ARG:HB2	2.53	0.44
48:D1:46:LEU:O	48:D1:46:LEU:HD23	2.17	0.44
7:CG:115:ARG:O	7:CG:119:ARG:HG3	2.18	0.44
31:DG:63:ILE:HG22	31:DG:143:GLU:HB2	2.00	0.44
1:AA:1324:A:C4'	1:AA:1362:C:H4'	2.48	0.44
25:DA:1359:A:N6	25:DA:1372:U:H3	2.13	0.44
29:DE:59:VAL:CG2	29:DE:60:ASN:N	2.71	0.44
29:BE:62:PRO:HG2	29:BE:62:PRO:O	2.18	0.44
1:AA:192:U:C4'	20:AT:103:GLY:N	2.73	0.44
25:DA:2417:C:C2	25:DA:2418:A:C8	3.06	0.44
13:AM:3:ARG:CA	13:AM:9:ILE:HG12	2.48	0.44
36:BP:91:PHE:HD2	36:BP:95:VAL:HG12	1.81	0.44
36:BP:98:GLU:H	36:BP:100:LEU:H	1.65	0.44
28:BD:35:LYS:CA	28:BD:64:ILE:HG22	2.37	0.44
20:CT:23:ARG:O	20:CT:27:LYS:CB	2.60	0.44
25:DA:276:A:N3	25:DA:276:A:C2'	2.81	0.44
1:CA:1239:A:H62	1:CA:1299:A:H62	1.64	0.44
13:CM:20:THR:HA	13:CM:25:ILE:HG22	1.98	0.44
13:AM:21:TYR:C	13:AM:22:ILE:HG13	2.38	0.44
36:BP:64:LYS:HD2	55:B8:25:MET:SD	2.58	0.44
5:AE:139:LEU:C	5:AE:141:GLN:H	2.21	0.44
3:CC:181:ASN:HD22	3:CC:205:GLY:H	1.65	0.44
10:CJ:49:VAL:CG2	10:CJ:50:ILE:N	2.80	0.44

Continued on next page...

Continued from previous page...

Atom-1	Atom-2	Interatomic distance (Å)	Clash overlap (Å)
3:CC:9:GLY:HA3	14:CN:49:HIS:HA	1.99	0.44
27:DC:16:ASP:OD2	27:DC:19:LYS:HB2	2.18	0.44
1:CA:1221:G:C2'	1:CA:1222:G:H5'	2.47	0.44
27:DC:80:LYS:HA	31:DG:50:ALA:CB	2.48	0.44
15:AO:25:THR:O	15:AO:26:GLU:C	2.57	0.44
25:DA:857:C:H5'	47:D0:77:ARG:HH22	1.82	0.44
2:CB:114:ARG:CD	2:CB:117:GLU:OE2	2.66	0.44
30:DF:178:PRO:CB	30:DF:201:VAL:HG11	2.42	0.44
1:AA:457:C:C4	1:AA:458:C:N4	2.86	0.44
1:AA:482:A:O2'	1:AA:483:C:C6	2.64	0.44
27:DC:131:ILE:O	27:DC:135:ARG:HD2	2.18	0.44
27:DC:83:LYS:HZ1	27:DC:148:PHE:HB3	1.82	0.44
25:BA:589:C:H2'	25:BA:590:A:C8	2.53	0.44
36:BP:25:SER:O	36:BP:27:HIS:N	2.50	0.44
36:BP:24:GLY:CA	36:BP:33:ARG:CZ	2.95	0.44
25:DA:2173:A:O2'	25:DA:2174:C:C6	2.68	0.44
37:DQ:123:HIS:C	37:DQ:125:LEU:H	2.21	0.44
1:CA:473:G:H5''	16:CP:81:ARG:HH21	1.83	0.44
12:CL:24:LEU:HD12	12:CL:61:TYR:CG	2.53	0.44
8:AH:88:LYS:HB3	8:AH:89:PRO:CD	2.44	0.44
20:CT:40:ALA:C	20:CT:42:GLN:H	2.20	0.44
4:CD:30:LYS:O	4:CD:32:ALA:N	2.50	0.44
25:BA:492:A:H2'	25:BA:493:G:C5'	2.48	0.44
39:DS:85:VAL:O	39:DS:106:ARG:HG3	2.17	0.44
38:BR:67:LEU:CD1	38:BR:76:VAL:HG21	2.39	0.44
36:DP:78:PRO:HB2	36:DP:111:ARG:CD	2.41	0.44
6:AF:53:ALA:HB3	6:AF:86:ARG:HD3	2.00	0.44
6:CF:12:PRO:HB3	6:CF:45:LEU:HD13	2.00	0.44
6:CF:99:ALA:N	18:CR:31:LEU:HD22	2.33	0.44
1:CA:394:G:C5	1:CA:395:C:C5	3.06	0.44
4:CD:162:LEU:O	4:CD:165:MET:HB2	2.17	0.44
9:AI:4:TYR:OH	9:AI:21:PRO:HG3	2.17	0.44
6:CF:3:ARG:HG3	6:CF:65:VAL:O	2.18	0.44
6:AF:81:ILE:H	6:AF:81:ILE:HG13	1.57	0.44
8:CH:63:LEU:HD22	8:CH:63:LEU:H	1.83	0.44
34:BN:134:ARG:CD	34:BN:134:ARG:N	2.75	0.44
25:DA:1210:A:H1'	25:DA:1212:G:C2	2.52	0.44
8:CH:44:PHE:HA	8:CH:79:VAL:CG1	2.48	0.44
25:BA:2202:C:H1'	28:BD:151:LYS:HZ3	1.77	0.44
48:D1:29:GLY:C	48:D1:30:VAL:CG2	2.86	0.44
48:B1:72:GLU:OE1	48:B1:72:GLU:C	2.57	0.44

Continued on next page...

Continued from previous page...

Atom-1	Atom-2	Interatomic distance (Å)	Clash overlap (Å)
25:DA:195:A:H61	25:DA:198:C:H3'	1.82	0.44
35:DO:63:VAL:HB	35:DO:106:LEU:HD11	2.00	0.44
46:DZ:107:PRO:CA	46:DZ:141:SER:HA	2.46	0.44
25:DA:2894:G:N3	25:DA:2894:G:C2'	2.79	0.44
5:AE:82:VAL:HG21	5:AE:138:ALA:HA	2.00	0.44
25:BA:289:A:N6	25:BA:351:G:H1'	2.33	0.44
15:CO:56:LEU:O	15:CO:57:LEU:C	2.55	0.44
1:CA:246:A:C5	1:CA:279:A:C6	3.06	0.44
7:AG:75:VAL:O	7:AG:76:ARG:HG3	2.18	0.44
25:BA:2870:C:H2'	25:BA:2871:C:O4'	2.16	0.44
30:BF:68:LYS:CG	30:BF:69:HIS:CE1	3.01	0.44
25:DA:1843:C:H5'	28:DD:253:GLN:HE22	1.83	0.44
25:BA:2520:C:C6	25:BA:2567:G:C1'	3.00	0.44
25:DA:13:A:N1	25:DA:525:U:H2'	2.33	0.44
10:AJ:46:ARG:HG2	10:AJ:64:GLU:HB3	1.99	0.44
23:AW:5:G:C2'	23:AW:6:G:H5'	2.48	0.44
25:DA:1215:G:C2'	25:DA:1216:G:H5'	2.48	0.44
1:CA:1328:C:OP1	13:CM:28:ALA:HB2	2.18	0.44
46:BZ:38:VAL:HG21	46:BZ:43:PHE:CG	2.52	0.44
25:DA:1570:A:O4'	28:DD:38:LYS:HE2	2.17	0.44
25:BA:992:C:H2'	25:BA:993:G:H8	1.83	0.44
35:DO:47:ILE:HG23	35:DO:48:PRO:HD2	1.99	0.44
2:CB:103:THR:C	2:CB:105:PHE:N	2.70	0.44
25:DA:1472:A:H2'	25:DA:1473:G:O4'	2.17	0.44
1:CA:913:A:HO2'	1:CA:914:A:P	2.40	0.44
25:DA:419:C:H2'	25:DA:420:C:O4'	2.18	0.44
4:AD:68:TYR:N	4:AD:68:TYR:HD1	2.16	0.44
45:DY:16:ALA:CB	45:DY:21:LYS:NZ	2.81	0.44
15:AO:36:ILE:HG22	15:AO:37:ASN:HD22	1.83	0.44
33:BI:74:ASN:HD22	33:BI:74:ASN:N	2.16	0.44
12:AL:110:ARG:HH11	12:AL:110:ARG:CG	2.31	0.44
25:BA:272(A):U:H6	25:BA:272(A):U:O5'	2.00	0.44
29:BE:36:ARG:HD3	29:BE:85:ASN:HD21	1.83	0.44
11:AK:27:ASN:HB2	11:AK:55:LYS:HE3	1.99	0.44
25:BA:2776:A:H4'	25:BA:2777:G:C5'	2.48	0.44
1:CA:622:A:N7	1:CA:623:C:C6	2.86	0.44
25:BA:2748:A:N6	25:BA:2749:A:C6	2.86	0.44
28:DD:126:GLN:O	28:DD:127:VAL:C	2.56	0.44
7:CG:95:ARG:NH1	7:CG:95:ARG:HG3	2.32	0.44
25:DA:315:G:H2'	25:DA:316:C:O4'	2.17	0.44
25:DA:2078:C:C4	25:DA:2079:U:C4	3.05	0.44

Continued on next page...

Continued from previous page...

Atom-1	Atom-2	Interatomic distance (Å)	Clash overlap (Å)
34:DN:3:THR:O	34:DN:5:VAL:HG12	2.18	0.44
25:BA:2692:C:H2'	25:BA:2693:A:C8	2.53	0.44
28:DD:238:GLY:O	28:DD:239:ARG:O	2.36	0.44
40:DT:19:LEU:HA	40:DT:20:PRO:HD3	1.84	0.44
37:BQ:12:GLN:HB3	37:BQ:73:PRO:HD2	1.99	0.44
27:BC:89:GLU:OE1	27:BC:89:GLU:HA	2.17	0.44
25:BA:966:G:O4'	25:BA:2267:A:N6	2.51	0.44
1:AA:814:A:N7	1:AA:816:A:C4	2.86	0.44
25:BA:250:G:H2'	25:BA:251:A:C8	2.53	0.44
39:BS:101:LEU:O	39:BS:102:ALA:O	2.36	0.44
25:BA:150:C:O2'	25:BA:151:C:H5'	2.18	0.44
37:DQ:141:GLN:OXT	46:DZ:52:ILE:C	2.56	0.44
2:CB:173:ALA:O	2:CB:174:VAL:C	2.56	0.44
2:CB:239:VAL:O	2:CB:240:GLN:HB2	2.18	0.44
41:DU:98:LEU:O	41:DU:101:ARG:O	2.36	0.44
42:DV:31:ALA:H	42:DV:61:VAL:HG22	1.83	0.44
37:DQ:132:VAL:HG11	46:DZ:80:ARG:CZ	2.43	0.44
44:DX:36:LYS:HD2	44:DX:54:VAL:O	2.18	0.44
1:CA:1148:U:OP1	9:CI:7:THR:HG21	2.17	0.44
25:BA:995:C:O2	34:BN:2:LYS:O	2.35	0.44
41:BU:95:LEU:HD12	42:BV:11:GLN:HB2	1.98	0.44
42:BV:38:LEU:H	42:BV:51:VAL:HG13	1.83	0.44
22:CV:171:ILE:C	22:CV:184:ALA:HB2	2.38	0.44
19:AS:36:ARG:HA	19:AS:71:LEU:HB2	2.00	0.44
30:BF:28:ILE:CG2	30:BF:116:ASP:HB3	2.45	0.44
45:BY:38:ILE:HA	45:BY:38:ILE:HD13	1.91	0.44
50:D3:46:ASN:O	50:D3:49:LYS:N	2.50	0.44
29:DE:11:MET:CB	29:DE:24:THR:HA	2.48	0.44
28:BD:96:HIS:CE1	28:BD:102:LYS:HE2	2.53	0.44
25:DA:282:A:C6	25:DA:284:U:C2	3.05	0.44
1:AA:259:G:H1	1:AA:267:C:H42	1.66	0.44
13:AM:15:VAL:O	13:AM:19:LEU:CD2	2.66	0.44
2:AB:118:LEU:N	2:AB:118:LEU:HD23	2.33	0.44
11:AK:111:ASP:HA	18:AR:84:LYS:CE	2.47	0.44
25:BA:1826:G:O2'	28:BD:242:ARG:NH2	2.51	0.44
14:CN:59:ALA:O	14:CN:60:SER:HB2	2.18	0.44
32:BH:73:ALA:O	32:BH:76:VAL:N	2.51	0.44
1:AA:451:A:N7	1:AA:481:G:C6	2.86	0.44
16:AP:15:PRO:O	16:AP:41:PRO:HD2	2.17	0.44
34:DN:15:LEU:HB3	34:DN:136:GLU:CA	2.46	0.44
1:CA:1121:U:H2'	1:CA:1122:U:H6	1.82	0.44

Continued on next page...

Continued from previous page...

Atom-1	Atom-2	Interatomic distance (Å)	Clash overlap (Å)
1:CA:1152:A:O2'	1:CA:1153:C:P	2.76	0.44
27:DC:135:ARG:CG	27:DC:135:ARG:HH11	2.31	0.44
27:DC:148:PHE:O	27:DC:150:ILE:N	2.51	0.44
2:AB:91:PRO:HG3	2:AB:154:LEU:CB	2.45	0.44
22:AV:132:VAL:O	22:AV:132:VAL:HG13	2.16	0.44
22:AV:149:LYS:NZ	22:AV:163:LEU:HD23	2.33	0.44
6:CF:49:ALA:O	6:CF:50:TYR:CB	2.66	0.44
5:CE:82:VAL:CG2	5:CE:138:ALA:HA	2.47	0.44
3:CC:108:ASN:ND2	3:CC:111:LEU:HD12	2.32	0.44
28:DD:111:LEU:C	28:DD:112:GLN:HG3	2.38	0.44
25:BA:2830:G:C2	25:BA:2831:G:C8	3.06	0.44
28:BD:133:LEU:HD11	28:BD:145:VAL:HG13	1.98	0.44
9:AI:5:TYR:CD2	9:AI:18:PHE:CE2	3.06	0.44
1:AA:719:C:O2'	18:AR:49:LYS:HB3	2.17	0.44
20:CT:30:LYS:NZ	20:CT:80:ARG:CZ	2.81	0.44
55:D8:33:ASN:ND2	55:D8:36:LYS:HD2	2.32	0.44
37:DQ:46:GLN:O	37:DQ:50:ALA:N	2.40	0.44
6:AF:24:GLU:O	6:AF:27:GLN:HB2	2.17	0.44
11:AK:82:VAL:HG11	11:AK:95:ILE:CD1	2.48	0.44
12:CL:112:LYS:O	12:CL:113:SER:C	2.56	0.44
30:BF:135:LYS:HB3	30:BF:138:GLU:HG3	1.99	0.44
25:DA:2637:U:C2'	25:DA:2638:G:H5'	2.48	0.44
6:CF:48:LEU:HD21	6:CF:60:PHE:CE1	2.53	0.44
6:CF:62:TRP:CD1	18:CR:35:ARG:CZ	3.01	0.44
6:CF:63:TYR:N	6:CF:63:TYR:HD2	2.16	0.44
18:CR:37:VAL:O	18:CR:38:GLU:C	2.55	0.44
1:AA:298:A:H2'	1:AA:299:G:C8	2.53	0.44
31:BG:111:LEU:CD1	31:BG:120:LEU:HD11	2.48	0.44
38:DR:118:GLU:HA	38:DR:118:GLU:OE1	2.17	0.44
25:DA:205:G:O2'	25:DA:206:U:P	2.76	0.44
29:BE:111:ARG:HD2	29:BE:160:TYR:CE1	2.52	0.44
6:AF:61:LEU:HB3	6:AF:63:TYR:CE2	2.51	0.44
25:DA:1952:A:C5	35:DO:22:ILE:CD1	3.00	0.44
25:BA:2183:C:O2'	25:BA:2184:G:H5'	2.18	0.44
25:DA:1276:A:N7	25:DA:1645:G:C2	2.86	0.44
20:CT:33:ILE:CD1	20:CT:63:ILE:HA	2.47	0.44
49:B2:6:VAL:HG12	49:B2:7:ARG:N	2.31	0.44
32:BH:81:GLU:CD	32:BH:83:TYR:HE1	2.21	0.44
10:AJ:84:GLN:CB	10:AJ:88:LEU:HD23	2.48	0.44
55:D8:2:PRO:O	55:D8:3:LYS:C	2.55	0.44
32:BH:107:VAL:O	32:BH:107:VAL:HG23	2.18	0.44

Continued on next page...

Continued from previous page...

Atom-1	Atom-2	Interatomic distance (Å)	Clash overlap (Å)
47:B0:50:VAL:HG21	47:B0:78:VAL:O	2.17	0.44
28:DD:77:ALA:HA	28:DD:97:TYR:HA	2.00	0.44
27:BC:6:LYS:HZ1	27:BC:9:ARG:CB	2.31	0.44
25:DA:1149:G:C2	25:DA:1150:C:N4	2.86	0.44
25:BA:2683:C:OP1	40:BT:53:ARG:NH2	2.51	0.44
15:AO:32:LEU:O	15:AO:35:ARG:N	2.50	0.44
25:DA:1423:G:H1	25:DA:1575:C:H42	1.64	0.44
1:CA:782:A:H2'	1:CA:783:C:H5'	2.00	0.44
25:DA:1556:C:H2'	25:DA:1557:C:H6	1.81	0.44
1:AA:706:A:O2'	11:AK:31:THR:CG2	2.66	0.44
22:CV:30:LEU:HD11	23:CW:72:A:H5''	1.99	0.44
25:DA:1904:G:O2'	25:DA:1905:C:H5'	2.18	0.44
30:DF:79:GLY:O	30:DF:80:ALA:O	2.36	0.44
28:BD:204:ILE:O	28:BD:204:ILE:HG13	2.18	0.44
25:BA:1692:U:H2'	25:BA:1694:C:C5	2.53	0.44
38:BR:33:ARG:HG3	38:BR:115:GLU:HB3	1.99	0.44
25:DA:1526:G:C6	25:DA:1527:G:C2	3.06	0.44
44:DX:84:ALA:HB1	44:DX:85:PRO:HD2	2.00	0.44
36:BP:13:ASN:HD22	36:BP:13:ASN:C	2.20	0.44
1:AA:524:G:H2'	1:AA:525:C:C6	2.52	0.44
39:BS:101:LEU:HD12	39:BS:101:LEU:H	1.83	0.43
39:BS:62:LYS:O	39:BS:65:VAL:HB	2.18	0.43
28:DD:244:ARG:HA	28:DD:245:PRO:HA	1.79	0.43
1:AA:1116:C:H2'	1:AA:1117:G:H5'	1.99	0.43
1:AA:1347:G:O2'	1:AA:1348:U:P	2.76	0.43
3:AC:181:ASN:ND2	3:AC:204:LEU:HD12	2.33	0.43
2:CB:102:LEU:CD1	2:CB:102:LEU:N	2.81	0.43
2:CB:24:TRP:CH2	2:CB:26:PRO:HA	2.53	0.43
50:D3:19:GLN:HE22	50:D3:52:HIS:CE1	2.36	0.43
34:DN:25:ARG:C	34:DN:28:THR:HG22	2.39	0.43
41:DU:69:CYS:O	41:DU:74:LEU:HD12	2.18	0.43
25:DA:946:G:H2'	25:DA:947:G:H8	1.83	0.43
46:DZ:39:ASP:OD1	46:DZ:42:GLU:HG3	2.18	0.43
25:DA:2115:G:N2	25:DA:2119:A:OP2	2.49	0.43
25:DA:479:A:O4'	25:DA:480:A:C8	2.71	0.43
2:AB:17:PHE:C	2:AB:17:PHE:CD2	2.91	0.43
9:CI:7:THR:H	9:CI:83:ARG:CD	2.31	0.43
9:CI:53:VAL:HG11	9:CI:85:LEU:HD13	2.00	0.43
19:AS:58:VAL:O	19:AS:58:VAL:CG2	2.66	0.43
29:DE:75:VAL:C	29:DE:77:ILE:H	2.16	0.43
29:DE:89:ASP:O	29:DE:90:THR:CB	2.66	0.43

Continued on next page...

Continued from previous page...

Atom-1	Atom-2	Interatomic distance (Å)	Clash overlap (Å)
30:DF:1:MET:HE1	30:DF:27:GLU:HG3	2.00	0.43
45:BY:39:VAL:HG12	45:BY:40:GLU:H	1.83	0.43
25:BA:1347:G:C2'	25:BA:1348:G:H5'	2.47	0.43
3:AC:3:ASN:ND2	3:AC:4:LYS:HZ1	2.14	0.43
25:DA:633:A:H2'	25:DA:634:C:H5'	2.00	0.43
45:BY:78:ALA:HB2	45:BY:99:CYS:SG	2.56	0.43
25:DA:2681:C:C4	25:DA:2724:C:C5	3.06	0.43
29:DE:104:VAL:HG11	29:DE:188:VAL:HG21	2.00	0.43
53:B6:11:LEU:HD12	53:B6:12:GLU:O	2.19	0.43
53:B6:51:GLU:O	53:B6:52:VAL:HG23	2.18	0.43
28:BD:26:LYS:O	28:BD:27:THR:HG22	2.18	0.43
2:AB:220:ASP:O	2:AB:224:GLN:N	2.49	0.43
2:AB:34:ALA:CB	2:AB:41:ILE:HB	2.44	0.43
25:DA:363:G:C5	25:DA:363(A):A:N7	2.86	0.43
13:AM:66:LEU:O	13:AM:67:GLU:C	2.55	0.43
13:AM:94:ARG:HH21	25:BA:887:A:H3'	1.80	0.43
25:DA:2822:G:H2'	25:DA:2823:A:H5''	1.99	0.43
11:AK:111:ASP:CB	18:AR:84:LYS:HG3	2.48	0.43
1:AA:1152:A:C4	1:AA:1153:C:C6	3.06	0.43
25:BA:1826:G:H2'	25:BA:1827:C:C6	2.53	0.43
30:BF:64:ILE:HG21	30:BF:75:HIS:HB2	2.00	0.43
25:BA:2329:G:H2'	25:BA:2330:G:C8	2.53	0.43
1:AA:458:C:C2	1:AA:460:G:N7	2.86	0.43
10:CJ:5:ARG:HD2	10:CJ:99:LYS:HG3	1.99	0.43
1:AA:551:U:O2'	1:AA:552:U:H5'	2.18	0.43
12:AL:87:VAL:C	12:AL:89:ASP:N	2.72	0.43
5:CE:78:HIS:CD2	5:CE:78:HIS:C	2.92	0.43
25:DA:1827:C:H2'	25:DA:1828:G:H5'	2.00	0.43
4:CD:43:HIS:HB3	4:CD:46:LYS:HE2	2.00	0.43
17:CQ:67:LYS:HA	17:CQ:70:ARG:NH1	2.31	0.43
45:BY:15:VAL:CG1	45:BY:17:SER:HB3	2.48	0.43
31:BG:36:LYS:HB3	31:BG:95:ARG:NH1	2.33	0.43
25:DA:1498:C:C4'	25:DA:1577:C:H5'	2.48	0.43
17:AQ:83:ASP:HA	17:AQ:86:GLU:OE2	2.18	0.43
25:BA:2331:G:H4'	47:B0:42:THR:N	2.22	0.43
22:AV:3:SER:O	22:AV:6:ASP:OD2	2.36	0.43
29:DE:4:ILE:HG22	29:DE:198:VAL:O	2.18	0.43
1:CA:838:G:N2	1:CA:840:C:H5'	2.32	0.43
31:BG:116:ASP:O	31:BG:117:PHE:O	2.36	0.43
7:CG:85:TYR:HE1	7:CG:154:TYR:HH	1.66	0.43
12:AL:21:VAL:O	12:AL:23:ALA:N	2.45	0.43

Continued on next page...

Continued from previous page...

Atom-1	Atom-2	Interatomic distance (Å)	Clash overlap (Å)
4:CD:120:LEU:O	4:CD:121:VAL:C	2.57	0.43
25:BA:108:U:H2'	25:BA:109:G:H8	1.83	0.43
31:DG:11:TYR:HA	31:DG:15:VAL:HB	2.00	0.43
25:DA:39:C:O2'	25:DA:40:C:H5'	2.18	0.43
25:BA:1721:G:C2	25:BA:1739:U:OP2	2.72	0.43
28:DD:97:TYR:C	28:DD:99:ASP:H	2.20	0.43
54:D7:24:THR:HG23	54:D7:27:GLY:HA3	2.00	0.43
5:AE:88:LYS:NZ	5:AE:123:LEU:HD12	2.33	0.43
25:BA:81:G:H2'	25:BA:82:G:O4'	2.18	0.43
25:DA:1459:G:C5	25:DA:1461:G:H1'	2.53	0.43
43:DW:14:PRO:HG3	43:DW:101:SER:OG	2.18	0.43
1:AA:909:A:H2'	1:AA:910:C:O4'	2.17	0.43
7:CG:21:VAL:HG23	7:CG:22:LEU:N	2.28	0.43
1:AA:932:C:H5''	7:AG:3:ARG:CD	2.48	0.43
49:D2:38:GLN:CA	49:D2:44:LEU:HB3	2.48	0.43
25:DA:2627:G:N2	25:DA:2777:G:OP2	2.51	0.43
25:BA:68:G:N2	25:BA:74:A:C4	2.86	0.43
25:BA:2061:G:N2	25:BA:2062:A:N7	2.66	0.43
25:BA:1252:G:O4'	41:BU:33:ARG:NH1	2.51	0.43
53:D6:11:LEU:O	53:D6:11:LEU:HD13	2.18	0.43
25:DA:912:C:H2'	25:DA:912:C:O2	2.18	0.43
22:AV:20:TRP:CZ3	22:AV:50:VAL:HG12	2.52	0.43
27:BC:54:ARG:HH11	27:BC:54:ARG:CG	2.31	0.43
25:DA:811:U:H1'	25:DA:1251:C:O4'	2.18	0.43
4:AD:199:ASN:HB3	4:AD:202:LEU:HB2	2.00	0.43
25:DA:1479:G:C4	25:DA:1480:G:C8	3.06	0.43
40:DT:64:ARG:HB2	40:DT:73:GLU:HG2	1.99	0.43
25:DA:2262:U:H2'	25:DA:2263:C:H6	1.83	0.43
8:AH:47:GLY:O	8:AH:62:TYR:HB2	2.18	0.43
48:B1:18:ILE:HG13	48:B1:37:ILE:HG12	1.99	0.43
1:CA:160:A:H2'	1:CA:161:A:O4'	2.18	0.43
33:DI:65:ALA:C	33:DI:67:ARG:N	2.72	0.43
12:AL:110:ARG:NH1	12:AL:113:SER:O	2.51	0.43
25:BA:2296:U:O2	25:BA:2333:A:N3	2.51	0.43
25:DA:723:G:H2'	25:DA:724:U:O4'	2.17	0.43
23:AW:44:A:H2'	23:AW:45:G:O4'	2.17	0.43
1:AA:268:C:O2'	1:AA:269:C:H5'	2.18	0.43
17:AQ:20:THR:HG23	17:AQ:43:LEU:CD2	2.48	0.43
23:CW:66:C:H2'	23:CW:67:C:O4'	2.17	0.43
25:DA:1011:G:O2'	25:DA:1013:C:H5''	2.18	0.43
4:AD:176:LEU:HD12	4:AD:177:ASP:H	1.82	0.43

Continued on next page...

Continued from previous page...

Atom-1	Atom-2	Interatomic distance (Å)	Clash overlap (Å)
1:AA:820:U:H4'	1:AA:821:G:OP2	2.18	0.43
23:AW:14:A:H2'	23:AW:15:G:H5'	2.00	0.43
25:DA:2034:U:HO2'	25:DA:2035:G:P	2.41	0.43
10:CJ:64:GLU:OE2	10:CJ:66:ARG:NE	2.51	0.43
16:CP:40:ASP:OD2	16:CP:40:ASP:C	2.56	0.43
31:DG:4:ASP:CG	31:DG:4:ASP:O	2.56	0.43
25:BA:248:G:N3	25:BA:2431:U:H4'	2.33	0.43
1:AA:1348:U:N3	1:AA:1374:A:N7	2.66	0.43
25:BA:158:U:H1'	25:BA:159:U:H4'	2.00	0.43
25:BA:159:U:C3'	25:BA:160:U:C5'	2.95	0.43
46:DZ:152:SER:HB2	46:DZ:166:PRO:HB2	2.00	0.43
2:CB:29:ALA:CA	2:CB:32:ILE:HD13	2.36	0.43
25:DA:1022:G:N1	25:DA:1140:C:N3	2.66	0.43
25:DA:1164:G:H2'	25:DA:1165:U:H6	1.81	0.43
42:DV:47:VAL:O	42:DV:48:GLY:C	2.56	0.43
25:DA:966:G:C6	25:DA:967:C:N3	2.86	0.43
25:DA:2116:G:H8	25:DA:2117:A:N7	2.16	0.43
25:DA:2184:G:O2'	25:DA:2185:C:C2	2.72	0.43
1:CA:1270:C:O3'	1:CA:1314:C:H4'	2.18	0.43
9:CI:63:ILE:HG22	9:CI:64:THR:H	1.81	0.43
22:CV:150:PRO:HG3	22:CV:160:GLN:HE22	1.83	0.43
25:DA:2312:U:C2'	25:DA:2313:C:C5'	2.80	0.43
31:DG:141:PHE:N	31:DG:141:PHE:HD2	2.16	0.43
30:BF:119:ARG:C	30:BF:121:GLY:N	2.71	0.43
30:BF:3:GLU:HB3	30:BF:24:LEU:CG	2.48	0.43
3:AC:92:ALA:C	3:AC:94:LEU:H	2.21	0.43
30:DF:124:LEU:HD12	30:DF:124:LEU:C	2.38	0.43
1:AA:1132:C:N4	1:AA:1133:G:C6	2.86	0.43
10:AJ:4:ILE:HG23	10:AJ:100:THR:CG2	2.47	0.43
5:AE:128:PRO:O	5:AE:129:ILE:C	2.56	0.43
1:AA:1431:C:O2'	1:AA:1432:G:H5'	2.19	0.43
1:AA:1067:A:N3	1:AA:1068:G:H1'	2.33	0.43
25:DA:171:G:H2'	25:DA:172:C:C5'	2.48	0.43
27:BC:132:LEU:HG	27:BC:138:LEU:CG	2.48	0.43
31:BG:43:LEU:C	31:BG:45:GLU:N	2.71	0.43
25:DA:2729:G:H2'	25:DA:2730:C:C6	2.53	0.43
12:CL:38:ARG:HD2	12:CL:40:VAL:HG12	1.99	0.43
25:DA:593:G:H4'	55:D8:61:LEU:HD23	2.00	0.43
36:BP:110:TYR:O	36:BP:111:ARG:C	2.57	0.43
2:AB:24:TRP:CH2	2:AB:26:PRO:HA	2.54	0.43
1:CA:324:G:OP1	20:CT:70:SER:HB2	2.17	0.43

Continued on next page...

Continued from previous page...

Atom-1	Atom-2	Interatomic distance (Å)	Clash overlap (Å)
1:CA:1301:U:H3'	1:CA:1302:U:H5''	1.99	0.43
11:AK:109:VAL:HG12	11:AK:110:ASP:N	2.33	0.43
10:AJ:16:LEU:HD11	10:AJ:69:ASN:O	2.18	0.43
22:CV:88:TYR:O	27:DC:141:PRO:CG	2.66	0.43
32:BH:116:GLU:OE2	32:BH:117:PRO:O	2.35	0.43
1:CA:962:C:H42	1:CA:973:G:H1	1.65	0.43
10:CJ:54:PHE:CE1	10:CJ:55:LYS:NZ	2.84	0.43
42:BV:14:VAL:HG11	42:BV:96:ILE:HD11	2.00	0.43
31:BG:49:ASP:O	31:BG:50:ALA:HB3	2.18	0.43
49:D2:10:LEU:CD2	49:D2:59:ARG:HB3	2.47	0.43
15:CO:84:LYS:O	15:CO:85:LEU:HD23	2.18	0.43
40:DT:91:ARG:HG2	40:DT:116:ALA:HA	2.00	0.43
2:CB:139:LYS:HA	2:CB:139:LYS:HD3	1.72	0.43
19:CS:19:VAL:HG13	19:CS:19:VAL:O	2.18	0.43
25:BA:607:U:O4	25:BA:619:G:H2'	2.18	0.43
30:BF:36:VAL:O	30:BF:39:TRP:HB3	2.18	0.43
3:AC:130:VAL:HG11	3:AC:157:ILE:HG23	2.00	0.43
2:AB:160:ASP:N	2:AB:160:ASP:OD2	2.51	0.43
27:BC:85:LYS:HA	27:BC:88:GLU:CG	2.48	0.43
25:DA:1685:C:H2'	25:DA:1686:C:H5'	2.00	0.43
12:AL:83:ARG:HH22	12:AL:96:HIS:CD2	2.36	0.43
20:CT:53:LEU:CD1	20:CT:100:ILE:HB	2.48	0.43
25:DA:2122:U:O2	27:DC:173:HIS:CE1	2.71	0.43
12:AL:38:ARG:CB	12:AL:38:ARG:NH1	2.82	0.43
8:AH:87:SER:HB2	8:AH:93:VAL:HB	1.99	0.43
9:AI:26:VAL:HG22	9:AI:60:ASP:O	2.19	0.43
55:D8:32:LEU:H	55:D8:32:LEU:CD2	2.25	0.43
30:DF:53:THR:O	30:DF:55:GLY:N	2.51	0.43
1:CA:922:G:C2	1:CA:923:A:C4	3.06	0.43
25:DA:2714:G:H2'	25:DA:2715:C:H6	1.82	0.43
25:BA:873:G:N2	25:BA:905:U:O2	2.51	0.43
14:CN:12:ARG:CD	14:CN:12:ARG:H	2.24	0.43
6:CF:44:GLY:HA2	6:CF:59:TYR:CE1	2.53	0.43
25:DA:1797:C:O2'	25:DA:1798:U:H5'	2.18	0.43
6:AF:74:ASP:C	6:AF:76:ALA:N	2.71	0.43
31:BG:120:LEU:O	31:BG:121:ASN:C	2.55	0.43
12:AL:23:ALA:C	12:AL:24:LEU:HD22	2.39	0.43
12:AL:21:VAL:C	12:AL:23:ALA:H	2.22	0.43
25:DA:2799:C:O2'	25:DA:2801:A:N7	2.51	0.43
11:AK:44:SER:O	11:AK:47:VAL:N	2.51	0.43
40:BT:121:ILE:HG22	40:BT:122:ASP:N	2.33	0.43

Continued on next page...

Continued from previous page...

Atom-1	Atom-2	Interatomic distance (Å)	Clash overlap (Å)
25:DA:2060:A:HO2'	25:DA:2061:G:P	2.41	0.43
30:DF:68:LYS:O	30:DF:70:THR:N	2.48	0.43
29:DE:156:MET:O	29:DE:157:ALA:O	2.36	0.43
18:AR:34:TYR:CD1	18:AR:35:ARG:HG3	2.52	0.43
48:B1:73:LEU:HB3	48:B1:94:LEU:CD2	2.48	0.43
25:DA:1229:G:C6	25:DA:1230:C:C4	3.06	0.43
25:BA:647:G:H21	25:BA:2350:C:H4'	1.81	0.43
47:B0:48:LYS:HB2	47:B0:79:HIS:HB3	1.99	0.43
31:DG:36:LYS:HA	31:DG:99:MET:HE1	2.01	0.43
1:CA:646:U:H2'	1:CA:647:C:C6	2.53	0.43
25:BA:1958:C:HO2'	25:BA:1959:G:H5'	1.83	0.43
25:DA:55:G:H1'	25:DA:127:A:H2	1.83	0.43
34:BN:36:GLY:HA3	34:BN:48:MET:HE1	2.00	0.43
41:DU:31:SER:HB3	41:DU:34:LYS:HB2	2.00	0.43
28:BD:211:ARG:O	28:BD:215:LEU:HG	2.18	0.43
2:AB:97:TRP:HZ3	2:AB:176:GLU:OE2	2.01	0.43
28:DD:69:ARG:NH2	28:DD:192:THR:CB	2.80	0.43
8:CH:77:GLU:HG3	8:CH:78:GLN:N	2.33	0.43
17:CQ:7:THR:HG22	17:CQ:58:GLU:HG2	1.99	0.43
25:BA:1990:C:C2'	25:BA:1991:U:O5'	2.65	0.43
1:AA:1216:G:C6	1:AA:1217:C:N4	2.86	0.43
25:DA:2023:G:C5'	25:DA:2617:C:H4'	2.48	0.43
25:BA:2020:A:OP1	41:BU:26:GLY:HA3	2.18	0.43
35:BO:87:ILE:CG2	35:BO:88:ASN:N	2.80	0.43
16:AP:63:GLY:O	16:AP:64:ALA:CB	2.63	0.43
25:DA:753:C:O5'	25:DA:753:C:H6	2.01	0.43
25:BA:2031:A:H1'	25:BA:2455:G:O2'	2.18	0.43
25:BA:2189:U:O2	25:BA:2189:U:O4'	2.36	0.43
38:BR:110:PRO:C	38:BR:111:LEU:HD22	2.38	0.43
19:CS:41:VAL:HA	19:CS:42:PRO:HD3	1.90	0.43
1:AA:1406:U:C2'	1:AA:1407:C:H5'	2.48	0.43
1:CA:656:C:H2'	1:CA:657:G:H8	1.83	0.43
1:CA:402:G:C2'	1:CA:403:C:H5'	2.48	0.43
22:CV:96:SER:O	22:CV:98:VAL:N	2.51	0.43
25:DA:1354:A:H2'	25:DA:1355:G:O4'	2.18	0.43
25:DA:1346:G:H2'	25:DA:1347:G:C8	2.52	0.43
17:AQ:63:ARG:HG2	17:AQ:64:PRO:HD2	2.00	0.43
1:AA:139:G:H2'	1:AA:140:A:H8	1.82	0.43
4:AD:81:GLU:O	4:AD:85:LYS:HG2	2.18	0.43
1:AA:1485:U:H2'	1:AA:1486:G:C8	2.53	0.43
25:DA:532:A:N1	25:DA:2020:A:H1'	2.34	0.43

Continued on next page...

Continued from previous page...

Atom-1	Atom-2	Interatomic distance (Å)	Clash overlap (Å)
25:BA:962:G:H2'	25:BA:963:U:H6	1.83	0.43
25:DA:296:C:H2'	25:DA:297:C:H6	1.83	0.43
25:DA:1983:C:C2'	25:DA:1984:G:H5'	2.48	0.43
25:DA:561:G:H1'	41:DU:45:TYR:CE2	2.53	0.43
25:DA:2863:C:O2'	25:DA:2864:G:H5'	2.18	0.43
1:CA:1429:C:H2'	1:CA:1430:C:C6	2.53	0.43
16:CP:56:ALA:O	16:CP:57:ARG:C	2.55	0.43
9:CI:108:VAL:O	9:CI:109:VAL:C	2.57	0.43
25:DA:575:A:O2'	25:DA:576:U:H5'	2.18	0.43
33:DI:58:LEU:O	33:DI:62:LYS:N	2.37	0.43
20:AT:15:ARG:HA	20:AT:15:ARG:HD3	1.85	0.43
5:CE:8:GLU:HG2	5:CE:8:GLU:O	2.18	0.43
33:DI:79:ILE:O	33:DI:81:VAL:N	2.50	0.43
29:BE:202:LYS:C	29:BE:204:ALA:N	2.71	0.43
25:BA:2463:C:O2'	25:BA:2464:C:H5'	2.18	0.43
25:BA:2293:C:OP1	39:BS:92:TYR:OH	2.35	0.43
39:BS:97:ARG:HH21	39:BS:99:LYS:N	2.16	0.43
7:AG:20:ASP:HB3	7:AG:23:VAL:HB	2.00	0.43
25:BA:49:A:N6	25:BA:177:G:C4	2.86	0.43
46:DZ:10:GLU:HB2	46:DZ:12:GLU:OE2	2.18	0.43
41:DU:53:ARG:HG3	41:DU:57:PHE:HE1	1.83	0.43
42:DV:39:LEU:CB	42:DV:47:VAL:HG21	2.43	0.43
42:DV:65:GLY:HA3	42:DV:91:TYR:CE1	2.53	0.43
37:DQ:19:GLY:HA2	37:DQ:99:PRO:HD2	1.99	0.43
46:DZ:79:ARG:O	46:DZ:81:ARG:N	2.51	0.43
25:BA:1107:G:H2'	25:BA:1108:U:O5'	2.18	0.43
20:AT:42:GLN:HE22	20:AT:46:GLU:HB2	1.83	0.43
48:D1:67:ILE:N	48:D1:68:PRO:CD	2.80	0.43
41:BU:91:ASP:C	41:BU:92:ARG:NE	2.72	0.43
1:CA:1128:C:H2'	1:CA:1130:A:N7	2.33	0.43
1:AA:343:U:O2'	1:AA:346:G:O6	2.33	0.43
40:BT:30:VAL:HG21	40:BT:83:ILE:HG12	2.00	0.43
40:BT:32:TYR:O	40:BT:33:LYS:C	2.56	0.43
40:BT:33:LYS:HZ2	40:BT:74:ARG:CZ	2.31	0.43
16:AP:52:ASP:OD1	16:AP:55:ARG:HG2	2.17	0.43
45:BY:27:VAL:CG1	45:BY:28:LYS:N	2.79	0.43
31:DG:2:PRO:HD2	51:D4:51:TYR:CE2	2.54	0.43
25:DA:2402:C:C2'	25:DA:2403:C:H5'	2.48	0.43
25:DA:173:G:H2'	25:DA:173:G:N3	2.32	0.43
25:BA:498:G:O2'	45:BY:60:PHE:HZ	2.00	0.43
46:BZ:127:VAL:HG23	46:BZ:131:ASN:HD22	1.84	0.43

Continued on next page...

Continued from previous page...

Atom-1	Atom-2	Interatomic distance (Å)	Clash overlap (Å)
25:BA:2175:C:H2'	25:BA:2176:A:C5'	2.30	0.43
13:CM:14:ARG:HH21	13:CM:41:PRO:C	2.21	0.43
13:AM:15:VAL:O	13:AM:16:ASP:C	2.55	0.43
13:AM:59:TYR:O	13:AM:60:VAL:C	2.56	0.43
1:AA:707:C:H5''	11:AK:85:ARG:NH1	2.33	0.43
25:BA:330:A:O2'	25:BA:331:A:C8	2.56	0.43
40:DT:78:LEU:O	40:DT:79:HIS:ND1	2.51	0.43
32:BH:85:LYS:HG2	32:BH:133:VAL:N	2.33	0.43
32:BH:85:LYS:HZ2	32:BH:133:VAL:CB	2.24	0.43
1:CA:1060:C:H2'	1:CA:1061:G:H8	1.83	0.43
1:CA:1112:C:N4	3:CC:178:LEU:HD23	2.33	0.43
25:DA:1754:C:H5'	40:DT:101:PHE:CZ	2.53	0.43
40:DT:51:ARG:HG3	40:DT:98:LYS:HE3	1.99	0.43
8:AH:65:TYR:CA	8:AH:79:VAL:HG23	2.48	0.43
27:BC:77:ALA:HA	27:BC:115:VAL:HG23	1.99	0.43
30:BF:65:TRP:CH2	30:BF:73:ALA:O	2.71	0.43
30:BF:78:ILE:H	30:BF:78:ILE:HD13	1.83	0.43
48:B1:86:SER:HB3	48:B1:89:GLU:CD	2.38	0.43
48:B1:90:ILE:HG22	48:B1:91:LYS:N	2.31	0.43
6:CF:89:MET:HG2	6:CF:91:VAL:HG23	1.99	0.43
54:D7:8:ASN:HD21	54:D7:10:ARG:H	1.63	0.43
1:AA:27:G:C5'	4:AD:209:ARG:HD3	2.45	0.43
1:AA:26:A:O2'	4:AD:209:ARG:NE	2.50	0.43
39:DS:92:TYR:HD1	39:DS:93:LYS:H	1.56	0.43
1:AA:356:A:C2'	1:AA:357:G:C5'	2.90	0.43
25:DA:2165:G:H3'	25:DA:2166:G:C8	2.54	0.43
27:DC:144:GLY:O	27:DC:145:THR:HG23	2.19	0.43
12:AL:50:ARG:HB2	12:AL:90:LEU:HD11	2.00	0.43
5:CE:107:ARG:HG3	5:CE:111:GLU:OE2	2.19	0.43
43:BW:88:ARG:HB2	43:BW:92:ARG:HB3	1.98	0.43
1:CA:460:G:O6	1:CA:470:C:H5''	2.17	0.43
1:CA:651:C:H2'	1:CA:652:U:C6	2.53	0.43
28:BD:155:LEU:N	28:BD:155:LEU:CD1	2.82	0.43
23:AW:1:C:H2'	23:AW:2:G:C8	2.53	0.43
32:DH:26:VAL:HG11	32:DH:76:VAL:HG22	2.00	0.43
43:DW:3:ALA:CB	43:DW:58:ALA:HB2	2.47	0.43
25:DA:1193:G:H2'	25:DA:1194:A:C8	2.53	0.43
1:AA:675:A:H1'	11:AK:116:HIS:ND1	2.33	0.43
4:CD:28:SER:HB3	4:CD:30:LYS:HE2	1.98	0.43
25:DA:519:U:O2'	25:DA:520:G:H5'	2.18	0.43
1:AA:1037:C:H3'	1:AA:1037:C:OP2	2.17	0.43

Continued on next page...

Continued from previous page...

Atom-1	Atom-2	Interatomic distance (Å)	Clash overlap (Å)
25:DA:20:C:C2	25:DA:21:A:C8	3.06	0.43
25:DA:2021:C:H5	41:DU:25:TRP:CG	2.36	0.43
14:CN:13:THR:CG2	14:CN:20:ALA:HB2	2.48	0.43
12:AL:43:LYS:HZ2	12:AL:44:LYS:HB2	1.84	0.43
6:CF:19:LEU:C	6:CF:19:LEU:HD23	2.37	0.43
31:BG:126:ASP:C	31:BG:128:ARG:N	2.71	0.43
33:DI:35:LEU:O	33:DI:36:ALA:HB2	2.18	0.43
1:CA:826:C:C2	1:CA:827:U:C5	3.07	0.43
22:AV:71:GLN:O	22:AV:82:PHE:CA	2.62	0.43
25:DA:1797:C:C2'	25:DA:1798:U:H5'	2.47	0.43
4:AD:122:ARG:O	4:AD:134:ASP:CB	2.66	0.43
1:AA:1261:A:H61	1:AA:1274:G:H1'	1.83	0.43
25:BA:299:A:N3	25:BA:319:C:O2'	2.48	0.43
25:BA:2203:U:C1'	28:BD:151:LYS:HE2	2.48	0.43
32:BH:30:LYS:NZ	32:BH:81:GLU:HA	2.33	0.43
30:DF:54:ARG:HG3	30:DF:54:ARG:NH1	2.33	0.43
7:AG:50:ILE:O	7:AG:50:ILE:HG22	2.19	0.43
25:DA:198:C:H2'	25:DA:199:A:H5''	2.00	0.43
36:DP:46:LYS:HA	36:DP:46:LYS:HD2	1.77	0.43
35:DO:64:ARG:NH2	35:DO:100:GLY:HA3	2.27	0.43
32:BH:94:TYR:OH	32:BH:160:LYS:HD3	2.17	0.43
25:BA:2110:G:H4'	25:BA:2111:C:OP2	2.18	0.43
43:BW:8:ARG:NH1	43:BW:8:ARG:HG3	2.32	0.43
1:AA:106:C:H2'	1:AA:107:G:O4'	2.18	0.43
22:CV:20:TRP:HB3	22:CV:42:LYS:O	2.19	0.43
25:BA:2534:A:C2	25:BA:2535:G:H1'	2.53	0.43
1:AA:1446:U:C4	1:AA:1452:C:H1'	2.54	0.43
1:AA:323:U:OP1	20:AT:23:ARG:HA	2.18	0.43
44:DX:71:GLY:C	44:DX:72:LYS:HD2	2.38	0.43
25:DA:1148:A:H2'	25:DA:1149:G:H8	1.82	0.43
1:CA:966:G:H2'	1:CA:967:C:C6	2.54	0.43
15:AO:5:LYS:O	15:AO:9:GLN:HG2	2.18	0.43
8:CH:101:PRO:C	8:CH:102:ARG:HE	2.21	0.43
25:BA:1246:A:C2'	25:BA:1247:A:H5'	2.48	0.43
28:BD:231:HIS:CD2	28:BD:249:PRO:HG3	2.53	0.43
25:BA:969:U:OP1	50:B3:17:LYS:HG2	2.17	0.43
3:CC:23:TYR:CD1	3:CC:24:ALA:N	2.86	0.43
41:DU:12:ARG:O	41:DU:13:LYS:C	2.57	0.43
1:AA:642:A:H2'	1:AA:643:C:C6	2.53	0.43
35:BO:63:VAL:HG22	35:BO:84:ALA:HA	2.00	0.43
28:DD:228:PRO:HD3	28:DD:235:GLY:CA	2.48	0.43

Continued on next page...

Continued from previous page...

Atom-1	Atom-2	Interatomic distance (Å)	Clash overlap (Å)
25:BA:2843:G:C4	25:BA:2844:G:C8	3.06	0.43
17:AQ:74:LEU:HD13	17:AQ:74:LEU:C	2.39	0.43
25:BA:742:G:H4'	25:BA:1676:A:H5'	2.00	0.43
38:BR:18:LEU:CD1	38:BR:18:LEU:C	2.86	0.43
1:AA:562:C:H6	1:AA:562:C:H5'	1.83	0.43
38:BR:34:ILE:HA	38:BR:34:ILE:HD13	1.72	0.43
25:DA:1605:C:H2'	25:DA:1606:G:H5'	2.00	0.43
32:BH:68:THR:O	32:BH:69:ARG:C	2.56	0.43
25:BA:1754:C:H4'	40:BT:101:PHE:CD2	2.54	0.43
25:BA:1207:C:H2'	25:BA:1208:C:H6	1.82	0.43
22:AV:54:PHE:HB3	22:AV:58:GLU:OE2	2.18	0.43
23:CW:11:A:O2'	23:CW:12:G:H5'	2.19	0.43
25:DA:1488:G:H2'	25:DA:1488:G:N3	2.33	0.43
25:DA:196:A:N3	25:DA:196:A:H2'	2.33	0.43
25:BA:977:G:O2'	25:BA:978:G:H5'	2.17	0.43
25:BA:241:A:O4'	25:BA:243:U:C6	2.71	0.43
1:CA:317:G:H1	1:CA:336:C:N4	2.16	0.43
10:AJ:51:ARG:HG3	10:AJ:59:SER:O	2.18	0.43
2:CB:168:THR:N	2:CB:171:ALA:HB2	2.33	0.43
25:DA:952:G:H21	25:DA:2267:A:H62	1.65	0.43
25:DA:864:G:H2'	25:DA:865:C:H6	1.83	0.43
25:DA:861:A:C6	25:DA:917:A:C8	3.07	0.43
25:DA:971:C:C2'	25:DA:972:G:C5'	2.92	0.43
44:DX:35:THR:HB	44:DX:38:GLU:HB3	1.99	0.43
1:CA:1237:C:H2'	1:CA:1336:C:C5	2.53	0.43
9:CI:103:THR:CG2	9:CI:104:ARG:N	2.81	0.43
22:CV:149:LYS:HE3	22:CV:165:VAL:HG23	1.98	0.43
31:DG:110:ALA:HA	31:DG:140:ILE:HG22	2.00	0.43
31:DG:42:GLY:O	31:DG:88:ILE:CG1	2.66	0.43
1:AA:1222:G:O2'	1:AA:1223:C:H5''	2.18	0.43
45:DY:28:LYS:CA	45:DY:38:ILE:HB	2.49	0.43
45:DY:28:LYS:HG3	45:DY:37:VAL:HB	2.00	0.43
25:DA:1639:U:H4'	25:DA:2699:C:H4'	2.00	0.43
25:DA:2787:C:O2'	29:DE:61:ARG:HG3	2.19	0.43
29:DE:36:ARG:CD	29:DE:85:ASN:ND2	2.79	0.43
3:AC:22:TRP:CH2	3:AC:32:LEU:HB2	2.53	0.43
30:DF:64:ILE:N	30:DF:76:GLY:O	2.51	0.43
10:AJ:31:GLY:O	10:AJ:32:ALA:C	2.56	0.43
1:AA:1072:G:H2'	1:AA:1073:U:C6	2.53	0.43
36:DP:66:GLY:O	36:DP:67:MET:C	2.56	0.43
36:BP:16:ARG:CZ	36:BP:18:ARG:CB	2.93	0.43

Continued on next page...

Continued from previous page...

Atom-1	Atom-2	Interatomic distance (Å)	Clash overlap (Å)
25:BA:1854:A:H3'	25:BA:1855:G:H8	1.83	0.43
32:DH:86:GLU:HB3	32:DH:132:ARG:HG2	1.99	0.43
2:AB:45:GLN:O	2:AB:46:LYS:C	2.55	0.43
2:AB:88:ALA:CB	2:AB:90:MET:HE2	2.48	0.43
2:AB:129:GLU:O	2:AB:130:ARG:O	2.37	0.43
1:AA:1523:G:C6	1:AA:1524:C:C4	3.06	0.43
10:AJ:11:PHE:O	10:AJ:68:HIS:ND1	2.51	0.43
1:AA:503:C:O2'	1:AA:504:C:H5'	2.18	0.43
8:AH:21:LYS:O	8:AH:63:LEU:HD23	2.18	0.43
27:BC:115:VAL:HG11	27:BC:153:ILE:HG22	2.00	0.43
49:D2:14:ARG:HH11	49:D2:14:ARG:HG2	1.83	0.43
15:CO:6:GLU:O	15:CO:7:GLU:C	2.56	0.43
48:B1:85:LEU:O	48:B1:86:SER:CB	2.65	0.43
46:BZ:76:ASP:O	46:BZ:80:ARG:N	2.51	0.43
1:CA:1223:C:OP1	1:CA:1225:A:H8	2.01	0.43
19:CS:31:ILE:CG2	19:CS:49:ILE:HA	2.48	0.43
19:CS:49:ILE:HD13	19:CS:71:LEU:HD22	1.99	0.43
36:DP:98:GLU:C	36:DP:101:VAL:HG22	2.38	0.43
25:BA:2491:U:H4'	25:BA:2570:G:OP1	2.17	0.43
29:BE:117:MET:O	29:BE:118:LYS:HB2	2.17	0.43
25:BA:2309:A:N3	25:BA:2310:A:C2	2.87	0.43
22:AV:135:THR:OG1	22:AV:149:LYS:HG3	2.19	0.43
33:BI:114:LEU:O	33:BI:129:THR:N	2.51	0.43
31:DG:161:THR:C	31:DG:163:ALA:H	2.20	0.43
23:CW:17:C:OP1	23:CW:60:U:O2'	2.30	0.43
27:DC:173:HIS:O	27:DC:174:ALA:CB	2.66	0.43
51:B4:40:ILE:N	51:B4:40:ILE:HD12	2.33	0.43
28:BD:68:LYS:HB2	28:BD:70:TRP:CZ3	2.54	0.43
25:BA:2388:A:N7	25:BA:2389:G:C6	2.86	0.43
51:D4:41:ILE:O	51:D4:41:ILE:HG22	2.19	0.43
11:CK:96:ARG:C	11:CK:99:GLN:HG2	2.38	0.43
1:AA:403:C:O2'	1:AA:404:U:H5'	2.17	0.43
1:AA:613:C:H42	1:AA:627:G:H1	1.64	0.43
1:CA:968:A:N9	1:CA:1062:U:H4'	2.34	0.43
1:CA:225:C:H2'	1:CA:226:G:H8	1.83	0.43
11:AK:99:GLN:C	11:AK:101:SER:H	2.22	0.43
6:CF:99:ALA:O	6:CF:100:ASN:CB	2.59	0.43
25:DA:2406:U:O4	36:DP:70:GLN:HB2	2.18	0.43
25:BA:90:U:HO2'	25:BA:92:A:H5''	1.79	0.43
29:DE:2:LYS:NZ	29:DE:96:PHE:HA	2.33	0.43
6:CF:44:GLY:O	6:CF:60:PHE:N	2.51	0.43

Continued on next page...

Continued from previous page...

Atom-1	Atom-2	Interatomic distance (Å)	Clash overlap (Å)
8:CH:97:VAL:CG1	8:CH:98:LYS:H	2.22	0.43
1:CA:1277:C:C6	1:CA:1278:U:H5'	2.46	0.43
25:BA:1885:A:H2'	25:BA:1886:C:C5'	2.48	0.43
31:BG:111:LEU:O	31:BG:114:ILE:HG13	2.18	0.43
38:DR:77:ARG:O	38:DR:81:ASP:OD1	2.36	0.43
49:B2:44:LEU:O	49:B2:45:SER:HB2	2.18	0.43
6:AF:37:VAL:CG1	6:AF:38:GLU:N	2.82	0.43
25:BA:323:G:C8	30:BF:171:PRO:HG3	2.53	0.43
40:BT:23:ARG:CZ	40:BT:120:ARG:HD3	2.49	0.43
11:CK:32:ILE:CD1	11:CK:41:THR:HG22	2.48	0.43
29:DE:113:PHE:CE2	29:DE:157:ALA:HB1	2.52	0.43
25:BA:2352:A:C2'	25:BA:2353:G:H5'	2.49	0.43
25:DA:2736:G:H2'	25:DA:2737:G:H8	1.84	0.43
25:DA:2046:G:O5'	52:D5:19:ARG:HA	2.18	0.43
25:BA:1270:C:O2'	25:BA:1325:G:H2'	2.18	0.43
52:D5:6:VAL:HG23	52:D5:7:PRO:HD2	2.00	0.43
1:CA:48:C:H6	1:CA:365:U:O4	2.01	0.43
11:AK:79:SER:OG	11:AK:106:LYS:HD2	2.18	0.43
44:BX:44:GLU:O	44:BX:48:LYS:HA	2.17	0.43
25:BA:405:U:H3'	25:BA:406:G:H5'	2.00	0.43
49:B2:25:VAL:O	49:B2:26:ARG:C	2.57	0.43
25:DA:1676:A:H2'	25:DA:1677:A:O4'	2.18	0.43
1:CA:439:A:H2'	1:CA:441:A:O5'	2.19	0.43
41:DU:12:ARG:NH1	41:DU:12:ARG:HG3	2.32	0.43
42:BV:29:PRO:HA	42:BV:61:VAL:HG22	2.00	0.43
25:BA:975(A):G:H1'	25:BA:990:A:C2	2.53	0.43
46:BZ:3:ARG:NE	46:BZ:59:GLU:OE2	2.52	0.43
43:BW:83:LYS:HG2	43:BW:95:ILE:HD13	1.99	0.43
15:CO:3:ILE:HD13	15:CO:38:ARG:NH2	2.33	0.43
40:DT:124:ASP:O	40:DT:127:ALA:N	2.51	0.43
1:AA:200:G:N2	1:AA:218:C:C2	2.86	0.43
23:CW:74:C:H2'	23:CW:75:C:H5'	2.00	0.43
25:DA:2624:G:C2'	25:DA:2625:G:H5'	2.49	0.43
55:D8:16:ILE:HG13	55:D8:22:VAL:HG22	2.00	0.43
25:BA:201:C:C2'	25:BA:202:U:H5'	2.48	0.43
2:AB:126:GLU:C	2:AB:128:GLU:H	2.22	0.43
25:DA:2493:U:H2'	25:DA:2494:G:O4'	2.18	0.43
13:AM:32:GLU:O	13:AM:32:GLU:HG2	2.18	0.43
55:D8:7:HIS:O	55:D8:9:GLY:N	2.51	0.43
25:BA:253:C:O2'	25:BA:254:G:H5'	2.18	0.43
1:CA:339:C:OP2	35:DO:97:ARG:NH1	2.52	0.43

Continued on next page...

Continued from previous page...

Atom-1	Atom-2	Interatomic distance (Å)	Clash overlap (Å)
25:DA:1902:C:H4'	28:DD:244:ARG:CA	2.49	0.43
46:DZ:122:ASP:OD1	46:DZ:122:ASP:N	2.51	0.43
46:DZ:26:VAL:O	46:DZ:87:PHE:N	2.41	0.43
50:D3:52:HIS:CE1	50:D3:53:LEU:HG	2.53	0.43
25:DA:1153:C:OP1	41:DU:76:TYR:OH	2.16	0.43
25:DA:1167:U:C2	25:DA:1183:G:N2	2.86	0.43
34:DN:63:THR:HG1	34:DN:66:LYS:HE2	1.83	0.43
1:CA:1240:U:H3'	1:CA:1241:G:H5'	1.99	0.43
7:CG:39:ALA:HA	7:CG:42:ILE:CD1	2.46	0.43
9:CI:11:LYS:H	9:CI:104:ARG:NH2	2.10	0.43
25:BA:995:C:C4	41:BU:57:PHE:CE1	3.06	0.43
25:DA:2303:G:C4	25:DA:2304:G:C8	3.07	0.43
31:DG:138:GLN:HE22	31:DG:153:ARG:HB3	1.83	0.43
1:AA:1222:G:OP2	1:AA:1322:C:N4	2.52	0.43
19:AS:58:VAL:HG23	19:AS:60:VAL:HG12	2.00	0.43
3:AC:87:LEU:O	3:AC:88:ARG:C	2.57	0.43
45:BY:11:ASP:O	45:BY:28:LYS:HE2	2.18	0.43
1:AA:1132:C:N4	1:AA:1133:G:N1	2.67	0.43
40:BT:50:ILE:HD12	40:BT:50:ILE:HA	1.86	0.43
25:DA:2403:C:N4	25:DA:2415:G:N1	2.65	0.43
25:DA:631:A:H2'	25:DA:632:A:O4'	2.19	0.43
2:AB:21:ARG:O	2:AB:23:ARG:N	2.49	0.43
25:DA:286:C:C2'	25:DA:287:C:H5''	2.48	0.43
1:AA:1030:C:H5	1:AA:1031:G:H22	1.62	0.43
13:CM:25:ILE:N	13:CM:25:ILE:HD12	2.34	0.43
25:BA:2467:C:H2'	25:BA:2468:G:O4'	2.18	0.43
37:BQ:51:ARG:HH12	37:BQ:52:VAL:HG23	1.83	0.43
4:AD:9:CYS:HA	4:AD:12:CYS:HB2	2.00	0.43
4:AD:11:LEU:O	4:AD:13:ARG:O	2.37	0.43
35:DO:104:ARG:HH22	40:DT:35:LYS:HZ3	1.65	0.43
22:CV:8:ARG:CZ	23:CW:4:G:H5''	2.49	0.43
22:CV:71:GLN:HA	22:CV:109:THR:CG2	2.48	0.43
47:D0:71:ASP:OD1	47:D0:72:ARG:N	2.45	0.43
14:AN:27:CYS:CB	14:AN:43:CYS:SG	3.06	0.43
37:BQ:54:MET:SD	37:BQ:118:LEU:HD23	2.59	0.43
37:BQ:134:ARG:NH1	37:BQ:134:ARG:HG3	2.33	0.43
37:BQ:137:TYR:OH	46:BZ:80:ARG:CZ	2.66	0.43
46:BZ:79:ARG:O	46:BZ:80:ARG:HG2	2.18	0.43
1:CA:1005:A:N3	1:CA:1036:G:N1	2.59	0.43
39:DS:28:VAL:HB	39:DS:89:ARG:HG3	1.99	0.43
25:BA:922:U:H2'	25:BA:923:C:C6	2.54	0.43

Continued on next page...

Continued from previous page...

Atom-1	Atom-2	Interatomic distance (Å)	Clash overlap (Å)
30:DF:150:GLY:HA2	30:DF:172:TRP:CD2	2.53	0.43
30:DF:162:LEU:C	30:DF:164:ARG:N	2.72	0.43
1:AA:1206:G:C6	1:AA:1207:G:C5	3.06	0.43
1:CA:458:C:N4	1:CA:474:G:C6	2.86	0.43
25:DA:245:G:O2'	25:DA:246:C:H5'	2.18	0.43
1:AA:741:G:H2'	1:AA:742:G:H8	1.82	0.43
1:AA:836:G:C6	1:AA:851:G:C6	3.07	0.43
1:CA:1218:C:H2'	1:CA:1219:U:H5	1.79	0.43
10:CJ:31:GLY:CA	10:CJ:78:ASN:OD1	2.63	0.43
46:BZ:18:ARG:HH11	46:BZ:18:ARG:HG2	1.83	0.43
1:AA:321:A:H4'	1:AA:1436:U:H5'	2.00	0.43
25:BA:1481:U:H5''	25:BA:1481:U:H6	1.83	0.43
20:CT:73:HIS:HB3	20:CT:74:LYS:CD	2.35	0.43
14:CN:37:PHE:HZ	14:CN:56:VAL:HG21	1.84	0.43
44:BX:39:ILE:O	44:BX:42:ALA:HB3	2.19	0.43
19:AS:48:THR:HG22	19:AS:61:TYR:HA	2.01	0.43
25:DA:389:G:H1	36:DP:71:VAL:H	1.66	0.43
25:BA:92:A:H2'	25:BA:93:G:O4'	2.18	0.43
17:AQ:90:ILE:O	17:AQ:91:ARG:C	2.57	0.43
25:BA:2302:G:H21	31:BG:128:ARG:HD2	1.83	0.43
46:BZ:37:TYR:O	46:BZ:37:TYR:CG	2.71	0.43
25:BA:2128:C:N3	25:BA:2161:C:O2	2.51	0.43
32:BH:54:ARG:NH1	32:BH:65:HIS:CD2	2.78	0.43
26:DB:9:G:C6	26:DB:10:C:C4	3.07	0.43
12:CL:50:ARG:CB	12:CL:90:LEU:HD11	2.48	0.43
37:BQ:43:THR:O	37:BQ:44:ALA:C	2.55	0.43
40:BT:93:ARG:O	40:BT:94:ALA:O	2.35	0.43
32:DH:101:ARG:HB3	32:DH:117:PRO:HG3	2.00	0.43
25:DA:2801(A):A:O4'	25:DA:2802:G:H2'	2.18	0.43
31:BG:39:ILE:HA	31:BG:156:ASP:O	2.18	0.43
11:CK:29:ILE:HD12	11:CK:44:SER:HB3	1.99	0.43
1:CA:166:G:O2'	1:CA:167:G:H5'	2.19	0.43
37:BQ:17:LEU:CD2	37:BQ:17:LEU:N	2.74	0.43
1:AA:676:A:O2'	1:AA:677:U:H5'	2.18	0.43
27:DC:226:ASN:ND2	27:DC:228:HIS:N	2.66	0.43
25:DA:1240:U:H2'	25:DA:1241:A:OP2	2.18	0.43
25:BA:1756:G:O2'	25:BA:1758:G:H5'	2.18	0.43
50:D3:22:ALA:CB	50:D3:50:VAL:HG11	2.47	0.43
28:BD:211:ARG:HA	28:BD:214:TRP:CE3	2.54	0.43
23:AW:27:U:H2'	23:AW:28:C:C6	2.54	0.43
25:DA:1458:C:C4'	25:DA:1459:G:O5'	2.64	0.43

Continued on next page...

Continued from previous page...

Atom-1	Atom-2	Interatomic distance (Å)	Clash overlap (Å)
1:CA:1083:U:C5	1:CA:1084:G:C6	3.06	0.43
25:DA:83:G:N2	25:DA:103:A:OP2	2.51	0.43
4:AD:159:ARG:O	4:AD:160:GLN:C	2.57	0.43
1:AA:1446:U:N3	1:AA:1452:C:H1'	2.33	0.43
2:CB:71:VAL:O	2:CB:165:VAL:HG13	2.18	0.43
25:DA:1515:G:C2'	25:DA:1516:C:H5'	2.48	0.43
49:D2:39:ALA:O	49:D2:42:GLY:N	2.48	0.43
1:CA:486:U:O2'	1:CA:487:A:H5'	2.18	0.43
40:BT:13:ARG:NE	40:BT:13:ARG:CA	2.80	0.43
25:BA:1311:G:C5	54:B7:47:ARG:NH2	2.87	0.43
25:BA:16:G:O2'	25:BA:17:G:H5'	2.18	0.43
4:CD:188:LEU:HD23	4:CD:189:PRO:HD2	2.00	0.43
1:CA:154:C:O2'	1:CA:155:C:H5'	2.19	0.43
25:DA:2755:C:O2'	25:DA:2756:U:H2'	2.19	0.43
25:BA:852:G:H5'	50:B3:45:GLY:HA3	1.99	0.43
25:BA:1949:G:H1	25:BA:1957:C:H42	1.66	0.43
3:AC:110:ASN:O	3:AC:111:LEU:C	2.57	0.43
16:CP:52:ASP:OD2	16:CP:54:GLU:HG2	2.18	0.43
28:BD:223:GLY:C	28:BD:225:ALA:H	2.21	0.43
5:AE:150:ARG:O	5:AE:153:LYS:HG2	2.19	0.43
25:BA:2526:G:O2'	56:B9:2:LYS:NZ	2.42	0.43
4:CD:57:ARG:HG3	4:CD:57:ARG:HH11	1.83	0.43
7:AG:65:ALA:HB2	7:AG:128:ALA:HB2	2.00	0.43
1:CA:802:A:H2'	1:CA:803:G:H5'	2.00	0.43
25:DA:447:A:C6	25:DA:473:G:C4	3.07	0.43
39:BS:50:SER:HB3	39:BS:51:ALA:H	1.64	0.43
28:DD:118:VAL:HG22	28:DD:119:ALA:N	2.32	0.43
1:CA:1384:C:H2'	1:CA:1385:G:H8	1.84	0.43
1:AA:994:A:N1	1:AA:1047:G:H4'	2.34	0.43
8:CH:114:THR:HG22	8:CH:131:GLY:N	2.34	0.43
25:DA:1839:G:C8	25:DA:1927:A:H1'	2.54	0.43
1:AA:720:C:C4	1:AA:721:G:C6	3.06	0.43
5:CE:142:LEU:O	5:CE:143:ARG:HG2	2.18	0.43
16:CP:50:LYS:HD3	16:CP:50:LYS:C	2.39	0.43
25:DA:576:U:H2'	25:DA:577:G:C8	2.53	0.43
25:DA:1835:G:H1'	25:DA:1931:U:C2	2.53	0.43
1:CA:260:G:H2'	1:CA:261:U:C6	2.54	0.43
33:BI:95:LYS:HA	33:BI:98:ALA:HB3	2.00	0.43
30:DF:144:LYS:O	30:DF:146:ALA:N	2.40	0.43
12:CL:51:LYS:HD2	12:CL:51:LYS:N	2.33	0.43
18:CR:55:ARG:HH11	18:CR:55:ARG:HG3	1.83	0.43

Continued on next page...

Continued from previous page...

Atom-1	Atom-2	Interatomic distance (Å)	Clash overlap (Å)
4:CD:50:ARG:HA	4:CD:51:PRO:HD3	1.84	0.43
17:AQ:48:GLU:O	17:AQ:49:GLU:C	2.57	0.43
25:BA:197:A:H2'	25:BA:198:C:H5'	2.00	0.43
25:BA:248:G:H5'	25:BA:250:G:N7	2.32	0.43
36:BP:50:ARG:HG2	36:BP:50:ARG:HH21	1.82	0.43
33:BI:122:GLU:OE1	33:BI:123:LEU:N	2.51	0.43
7:AG:31:MET:HG3	7:AG:32:ARG:H	1.84	0.43
9:AI:104:ARG:HH11	9:AI:104:ARG:CG	2.32	0.43
9:AI:45:ALA:O	9:AI:47:LEU:N	2.52	0.43
9:AI:84:ALA:C	9:AI:86:VAL:H	2.22	0.43
2:CB:212:GLN:HE22	2:CB:216:SER:HB2	1.84	0.43
2:CB:80:ILE:HD13	2:CB:211:ILE:CB	2.49	0.43
25:DA:1022:G:C5	25:DA:1140:C:N4	2.86	0.43
34:DN:2:LYS:O	34:DN:4:TYR:CE1	2.71	0.43
37:DQ:24:GLY:HA3	37:DQ:101:ARG:HD3	2.00	0.43
48:D1:52:ARG:O	48:D1:53:VAL:HB	2.18	0.43
25:DA:2102:U:O4'	25:DA:2102:U:O2	2.36	0.43
9:CI:52:ALA:HB3	9:CI:95:LYS:HE2	2.00	0.43
9:CI:63:ILE:CG2	9:CI:64:THR:N	2.80	0.43
41:BU:91:ASP:C	41:BU:92:ARG:HE	2.22	0.43
22:CV:149:LYS:CE	22:CV:165:VAL:HG23	2.49	0.43
30:BF:4:VAL:CB	30:BF:17:ARG:HE	2.30	0.43
28:BD:246:PRO:HG2	28:BD:255:LYS:HD2	2.00	0.43
3:AC:43:LEU:O	3:AC:46:GLU:O	2.35	0.43
30:DF:107:LYS:O	30:DF:110:LEU:N	2.51	0.43
1:AA:1133:G:C2	1:AA:1142:G:N1	2.86	0.43
1:AA:1070:U:P	5:AE:25:ARG:NH1	2.92	0.43
25:DA:157:U:H2'	25:DA:158:U:C4'	2.48	0.43
31:BG:57:ALA:CB	31:BG:90:LEU:HD11	2.45	0.43
8:CH:4:ASP:HA	8:CH:5:PRO:HD3	1.79	0.43
25:DA:2534:A:C6	25:DA:2535:G:C4	3.06	0.43
2:AB:46:LYS:HA	2:AB:49:GLU:CD	2.38	0.43
13:CM:66:LEU:CD1	13:CM:66:LEU:N	2.77	0.43
13:AM:71:ARG:O	13:AM:72:ALA:C	2.56	0.43
25:BA:2469:A:O3'	37:BQ:56:ARG:NH2	2.51	0.43
35:BO:64:ARG:HD3	35:BO:79:PHE:CE2	2.53	0.43
25:DA:958:U:C5'	37:DQ:14:ARG:HD3	2.30	0.43
10:AJ:15:THR:C	10:AJ:17:ASP:N	2.72	0.43
4:AD:43:HIS:O	4:AD:45:GLN:N	2.51	0.43
35:DO:107:ARG:HH21	35:DO:115:VAL:CG1	2.32	0.43
23:CW:4:G:H1	23:CW:69:C:H42	1.65	0.43

Continued on next page...

Continued from previous page...

Atom-1	Atom-2	Interatomic distance (Å)	Clash overlap (Å)
25:DA:58:G:N2	25:DA:70:G:C4	2.87	0.43
15:CO:78:TYR:O	15:CO:80:ALA:N	2.49	0.43
40:DT:29:ARG:NH2	40:DT:88:ILE:HD11	2.33	0.43
1:AA:974:A:H5'	1:AA:975:A:OP1	2.18	0.43
37:BQ:30:GLY:N	37:BQ:105:GLU:OE2	2.52	0.43
25:BA:1332:G:H22	25:BA:1609:A:H2'	1.80	0.43
1:CA:1037:C:H2'	1:CA:1038:C:C6	2.53	0.43
26:DB:50:G:OP1	39:DS:63:THR:HG23	2.19	0.43
1:CA:1030(C):G:O5'	1:CA:1030(C):G:H8	2.01	0.43
2:AB:91:PRO:HA	2:AB:151:GLY:O	2.18	0.43
25:DA:1686:C:H2'	25:DA:1687:G:H5'	2.00	0.43
22:AV:166:GLU:HB3	22:AV:167:PRO:HD2	2.00	0.43
25:DA:329:G:H1	45:DY:19:LYS:NZ	2.17	0.43
53:B6:28:ARG:CB	53:B6:28:ARG:HH11	2.26	0.43
1:AA:623:C:C4	1:AA:624:C:C5	3.07	0.43
55:D8:29:LYS:N	55:D8:32:LEU:HD21	2.34	0.43
13:CM:47:ASP:O	13:CM:48:LEU:CB	2.66	0.43
3:AC:171:GLY:O	3:AC:172:ARG:HG2	2.19	0.43
11:AK:80:VAL:O	11:AK:105:VAL:HA	2.19	0.43
1:CA:1174:G:C2	1:CA:1175:G:C5	3.06	0.43
2:AB:104:ASN:CG	2:AB:107:THR:HB	2.38	0.43
25:BA:92:A:H2'	25:BA:93:G:H8	1.83	0.43
49:D2:2:LYS:HE3	49:D2:2:LYS:CA	2.42	0.43
25:DA:1339:G:H5''	44:DX:16:LYS:HD3	2.00	0.43
1:AA:156:G:C6	1:AA:166:G:C6	3.07	0.43
1:AA:1014:A:H2'	1:AA:1015:A:C8	2.53	0.43
19:AS:22:LEU:HD12	19:AS:27:GLU:HB3	2.00	0.43
25:BA:2528:U:C5'	56:B9:31:LYS:HE2	2.42	0.43
25:BA:2865:U:C4	25:BA:2866:U:C4	3.07	0.43
4:CD:102:ASP:HB3	4:CD:136:PRO:CA	2.46	0.43
27:BC:182:PRO:O	27:BC:185:LYS:HB2	2.18	0.43
40:BT:39:ARG:O	40:BT:40:THR:O	2.35	0.43
33:BI:68:LEU:O	33:BI:71:ILE:HG23	2.19	0.43
48:B1:80:LEU:HD22	48:B1:82:LEU:HD11	1.97	0.43
25:BA:271(M):G:H2'	25:BA:271(N):U:H5''	1.97	0.43
1:CA:152:A:N6	1:CA:170:U:C2	2.87	0.43
27:BC:165:ARG:NH1	27:BC:165:ARG:CB	2.79	0.43
1:CA:708:C:O2'	1:CA:709:G:H5'	2.18	0.43
23:AW:39:C:H2'	23:AW:40:C:C6	2.53	0.43
8:CH:77:GLU:CG	8:CH:78:GLN:N	2.81	0.43
25:DA:237:C:H2'	25:DA:238:C:C6	2.53	0.43

Continued on next page...

Continued from previous page...

Atom-1	Atom-2	Interatomic distance (Å)	Clash overlap (Å)
1:AA:829:G:O2'	1:AA:830:G:H5'	2.18	0.43
7:AG:140:ASP:HA	7:AG:143:ARG:HH12	1.82	0.43
18:AR:36:ASN:ND2	18:AR:39:VAL:HG21	2.33	0.43
1:AA:658:G:H2'	1:AA:659:U:C6	2.52	0.43
31:BG:53:LEU:N	31:BG:53:LEU:CD2	2.81	0.43
28:BD:58:HIS:O	28:BD:59:LYS:C	2.55	0.43
25:BA:2742:C:OP1	56:B9:35:ARG:HD3	2.19	0.43
35:DO:24:VAL:HG23	35:DO:33:ALA:HB2	2.01	0.43
27:BC:50:ILE:HD12	27:BC:51:ASP:C	2.39	0.43
1:AA:189(I):G:H2'	1:AA:189(J):G:H8	1.82	0.43
26:DB:117:G:C5'	39:DS:55:ALA:HB1	2.48	0.43
3:AC:138:VAL:HG22	3:AC:149:ALA:HB1	2.00	0.43
25:DA:2825:C:C2'	25:DA:2826:A:H5'	2.49	0.43
25:DA:723:G:H2'	25:DA:724:U:C6	2.53	0.43
1:CA:621:A:H2'	1:CA:622:A:C8	2.54	0.43
37:DQ:51:ARG:HG2	37:DQ:51:ARG:NH1	2.33	0.43
1:AA:217:C:H2'	1:AA:218:C:C6	2.54	0.43
29:DE:16:ARG:O	29:DE:17:ASP:C	2.57	0.43
33:DI:56:LYS:O	33:DI:59:ALA:HB3	2.18	0.43
25:BA:1606:G:O5'	25:BA:1606:G:H8	2.02	0.43
25:BA:1213:A:C8	25:BA:1237:A:C6	3.06	0.43
46:BZ:155:LYS:O	46:BZ:157:PRO:CD	2.67	0.43
1:AA:714:G:H2'	1:AA:715:A:C8	2.53	0.43
28:BD:122:ASP:OD1	28:BD:123:ALA:N	2.52	0.43
56:D9:7:VAL:HG12	56:D9:25:VAL:CG2	2.49	0.43
39:BS:74:ALA:HB1	39:BS:103:GLU:HB2	2.00	0.43
39:BS:78:LEU:O	39:BS:80:LEU:N	2.49	0.43
39:BS:95:HIS:O	39:BS:97:ARG:N	2.52	0.43
35:DO:12:ASP:HB3	35:DO:98:VAL:HA	2.01	0.43
9:AI:118:LYS:O	9:AI:119:ALA:CB	2.67	0.43
10:AJ:58:ASP:O	10:AJ:59:SER:OG	2.35	0.43
46:DZ:10:GLU:OE2	46:DZ:10:GLU:N	2.44	0.43
2:CB:8:LYS:HZ3	2:CB:217:ARG:NH1	2.16	0.43
41:DU:92:ARG:NH1	41:DU:92:ARG:HB2	2.11	0.43
42:DV:39:LEU:O	42:DV:40:LEU:CB	2.61	0.43
25:DA:952:G:C6	25:DA:953:A:N7	2.86	0.43
25:DA:918:A:H5''	26:DB:98:G:O2'	2.19	0.43
25:DA:2100:G:N1	25:DA:2101:G:N3	2.65	0.43
1:CA:1354:C:H2'	1:CA:1355:G:C8	2.54	0.43
7:CG:15:ASP:HB3	7:CG:19:GLY:CA	2.48	0.43
7:CG:32:ARG:HB2	7:CG:32:ARG:HH11	1.83	0.43

Continued on next page...

Continued from previous page...

Atom-1	Atom-2	Interatomic distance (Å)	Clash overlap (Å)
41:BU:88:ILE:HG22	41:BU:90:VAL:HG23	2.00	0.43
41:BU:97:ASP:O	41:BU:99:ALA:N	2.52	0.43
13:CM:88:ARG:HG2	13:CM:88:ARG:HH11	1.83	0.43
1:AA:1319:A:H2'	1:AA:1323:G:N7	2.34	0.43
30:BF:178:PRO:HG2	30:BF:179:GLU:OE2	2.19	0.43
28:BD:244:ARG:HG2	28:BD:245:PRO:CG	2.36	0.43
3:AC:23:TYR:CE2	3:AC:24:ALA:O	2.71	0.43
3:AC:42:LEU:HD23	3:AC:90:GLU:HB3	2.01	0.43
45:BY:8:LYS:HE2	45:BY:37:VAL:CG1	2.46	0.43
3:CC:83:ARG:HE	3:CC:87:LEU:HD12	1.82	0.43
25:BA:1599:C:OP2	44:BX:36:LYS:HG3	2.18	0.43
32:DH:163:TYR:N	32:DH:163:TYR:HD1	2.05	0.43
29:DE:185:LYS:O	29:DE:187:ALA:N	2.50	0.43
29:DE:21:VAL:HA	29:DE:22:PRO:HD2	1.82	0.43
36:BP:98:GLU:O	36:BP:101:VAL:HG22	2.19	0.43
2:AB:204:ASN:HD21	2:AB:207:ALA:HB3	1.83	0.43
2:AB:59:GLU:HB2	2:AB:221:LEU:CD1	2.49	0.43
2:AB:81:VAL:HB	2:AB:94:ASN:OD1	2.18	0.43
11:CK:46:GLY:C	11:CK:48:ILE:H	2.21	0.43
25:DA:282:A:H2'	25:DA:283:A:H5''	2.00	0.43
55:B8:32:LEU:HB2	55:B8:36:LYS:HE2	2.00	0.43
40:BT:26:ASP:OD2	40:BT:26:ASP:C	2.54	0.43
1:CA:1239:A:N1	1:CA:1296:C:N3	2.67	0.43
13:CM:4:ILE:HG22	13:CM:5:ALA:N	2.33	0.43
2:AB:111:ARG:HA	2:AB:111:ARG:NE	2.34	0.43
1:AA:1152:A:H3'	10:AJ:13:HIS:CD2	2.50	0.43
4:AD:42:GLN:HG2	4:AD:43:HIS:HD2	1.79	0.43
3:CC:205:GLY:O	3:CC:206:GLU:HG3	2.19	0.43
25:DA:7:G:N1	25:DA:2896:C:N4	2.67	0.43
34:DN:121:LYS:HG2	34:DN:130:HIS:CE1	2.54	0.43
49:D2:10:LEU:HB3	49:D2:14:ARG:HH12	1.82	0.43
25:DA:57:C:C2'	25:DA:58:G:H5'	2.49	0.43
15:CO:27:VAL:O	15:CO:29:VAL:N	2.51	0.43
48:B1:89:GLU:O	48:B1:92:LYS:HB3	2.19	0.43
31:DG:80:PHE:HD1	31:DG:80:PHE:O	2.02	0.43
26:DB:52:A:H2	26:DB:53:A:N6	2.16	0.43
25:DA:321:G:OP2	30:DF:136:THR:HG22	2.18	0.43
16:AP:14:ASN:OD1	16:AP:42:ARG:NH2	2.51	0.43
8:AH:127:LEU:O	8:AH:127:LEU:CD1	2.56	0.43
25:DA:1523:U:C2	25:DA:1524:G:C8	3.07	0.43
3:AC:120:VAL:CG1	3:AC:198:VAL:HG11	2.49	0.43

Continued on next page...

Continued from previous page...

Atom-1	Atom-2	Interatomic distance (Å)	Clash overlap (Å)
6:CF:53:ALA:HB3	6:CF:86:ARG:NH1	2.34	0.43
25:BA:1590:U:H2'	25:BA:1591:G:H5'	1.97	0.43
20:CT:100:ILE:CD1	20:CT:100:ILE:N	2.82	0.43
5:CE:100:VAL:HG13	5:CE:118:ILE:CG2	2.49	0.43
1:CA:473:G:H5''	16:CP:81:ARG:NH2	2.34	0.43
25:DA:866:A:C6	25:DA:914:C:N3	2.87	0.43
10:CJ:85:LEU:O	10:CJ:88:LEU:N	2.52	0.43
23:AW:2:G:C4	23:AW:3:C:C5	3.07	0.43
27:BC:26:ALA:HA	27:BC:29:LEU:HB3	2.01	0.43
46:BZ:16:ALA:HA	46:BZ:19:ARG:HH11	1.84	0.43
25:BA:2284:C:OP1	53:B6:5:VAL:CB	2.67	0.43
1:AA:321:A:C2	1:AA:333:G:N2	2.86	0.43
9:AI:23:ASN:HB3	9:AI:25:LYS:HG2	2.01	0.43
9:AI:5:TYR:CD2	9:AI:18:PHE:HE2	2.36	0.43
20:CT:74:LYS:HB2	20:CT:75:ASN:OD1	2.18	0.43
25:BA:309:G:H8	25:BA:309:G:O5'	2.01	0.43
45:DY:91:GLU:HB3	45:DY:92:ASN:H	1.68	0.43
25:BA:285:C:O2'	25:BA:286:C:H5''	2.18	0.43
4:CD:11:LEU:O	4:CD:12:CYS:C	2.57	0.43
55:B8:22:VAL:HG21	55:B8:53:PRO:HB2	2.01	0.43
25:BA:2164:C:H2'	25:BA:2165:G:C8	2.54	0.43
1:CA:838:G:C2	1:CA:849:C:N3	2.87	0.43
22:AV:70:LEU:HD21	22:AV:91:PHE:CE2	2.53	0.43
25:DA:2744:G:N2	32:DH:143:GLN:OE1	2.51	0.43
1:CA:179:A:C5	1:CA:180:U:C5	3.06	0.43
25:BA:1509(A):A:C2'	25:BA:1509(B):A:H8	2.29	0.43
30:BF:169:ASN:CG	30:BF:169:ASN:O	2.55	0.43
25:DA:2758:A:C2'	25:DA:2759:G:H5''	2.49	0.43
31:BG:37:VAL:HG22	31:BG:159:VAL:HG23	2.01	0.43
1:AA:992:U:H4'	1:AA:993:G:O5'	2.19	0.43
25:DA:1297:C:OP1	25:DA:2710:C:H4'	2.19	0.43
8:CH:29:SER:HB2	8:CH:32:LYS:HZ3	1.83	0.43
25:BA:2365:G:OP1	47:B0:54:ARG:HG3	2.19	0.43
28:BD:130:ALA:HB2	28:BD:192:THR:HG22	2.01	0.43
25:BA:2226:C:H2'	25:BA:2227:A:O4'	2.17	0.43
25:BA:507:A:H5''	25:BA:508:G:H5'	2.00	0.43
1:AA:892:A:C2	1:AA:893:C:C2	3.07	0.43
4:AD:154:ASN:HB2	4:AD:155:LEU:H	1.67	0.43
1:AA:1456:G:O2'	1:AA:1457:G:H5'	2.18	0.43
32:DH:71:LEU:CA	32:DH:74:ASN:ND2	2.81	0.43
25:DA:2231:C:OP1	48:D1:42:GLN:HA	2.17	0.43

Continued on next page...

Continued from previous page...

Atom-1	Atom-2	Interatomic distance (Å)	Clash overlap (Å)
1:CA:56:U:O2'	1:CA:57:G:H5'	2.19	0.43
1:CA:1484:C:H2'	1:CA:1485:U:H6	1.84	0.43
1:CA:1507:A:C2	1:CA:1508:G:C4	3.06	0.43
25:BA:515:A:H2	25:BA:1260:G:N3	2.16	0.43
15:AO:43:LEU:C	15:AO:45:VAL:N	2.71	0.43
1:AA:145:G:C2	1:AA:146:G:H1'	2.54	0.43
25:BA:890:A:H2'	25:BA:892:G:H8	1.81	0.43
26:DB:94:C:H2'	26:DB:95:C:C6	2.54	0.43
33:DI:130:TYR:N	33:DI:136:VAL:HG12	2.34	0.43
47:D0:60:PHE:HD2	47:D0:60:PHE:N	2.13	0.43
12:CL:54:LYS:HG2	12:CL:64:THR:CG2	2.48	0.43
25:BA:1860:G:C4	25:BA:1861:G:C8	3.07	0.43
1:CA:539:A:H2'	1:CA:540:G:C8	2.54	0.43
4:AD:196:LEU:HB3	4:AD:197:PRO:HD2	2.01	0.43
4:CD:177:ASP:O	4:CD:180:GLY:N	2.50	0.43
46:BZ:55:VAL:HG12	46:BZ:56:ILE:N	2.34	0.43
25:BA:2676:C:O2'	25:BA:2677:G:H5'	2.19	0.43
34:DN:93:THR:O	34:DN:93:THR:HG23	2.18	0.43
25:BA:742:G:O2'	25:BA:743:G:H5'	2.18	0.43
43:BW:66:GLU:C	43:BW:68:ARG:H	2.22	0.43
14:CN:15:LYS:O	14:CN:16:PHE:O	2.36	0.43
25:DA:108:U:H2'	25:DA:109:G:H8	1.83	0.43
1:AA:303:A:H2'	1:AA:304:U:H6	1.84	0.43
25:DA:2034:U:O2'	25:DA:2035:G:O5'	2.33	0.43
25:DA:2493:U:O5'	25:DA:2493:U:H6	2.01	0.43
29:DE:190:GLY:HA2	29:DE:191:PRO:HD3	1.86	0.43
22:AV:177:THR:HB	22:AV:179:GLU:HG3	2.01	0.43
25:DA:2462:U:H2'	25:DA:2463:C:O4'	2.18	0.43
38:BR:29:LEU:CD1	38:BR:29:LEU:N	2.81	0.43
36:BP:49:ARG:HB2	36:BP:50:ARG:H	1.50	0.43
39:BS:62:LYS:H	39:BS:65:VAL:CG2	2.30	0.43
33:BI:116:LEU:O	33:BI:117:GLU:HB3	2.18	0.43
46:DZ:9:ARG:HA	46:DZ:37:TYR:CD2	2.52	0.43
2:CB:57:PHE:CZ	2:CB:61:LEU:HD22	2.54	0.43
25:DA:1184:G:C2'	25:DA:1185:C:H5'	2.48	0.43
25:DA:533:G:H1	25:DA:560:C:H42	1.65	0.43
42:DV:12:TYR:CE1	42:DV:22:VAL:HG12	2.53	0.43
42:DV:1:MET:H3	42:DV:16:PRO:HD3	1.84	0.43
42:DV:75:PHE:CD1	42:DV:75:PHE:C	2.92	0.43
25:DA:2104:G:H2'	25:DA:2105:C:H5'	2.00	0.43
25:DA:1348:G:H2'	25:DA:1349:A:C5'	2.44	0.43

Continued on next page...

Continued from previous page...

Atom-1	Atom-2	Interatomic distance (Å)	Clash overlap (Å)
25:BA:1107:G:O2'	25:BA:1108:U:H5'	2.19	0.43
1:CA:1290:G:O2'	1:CA:1291:G:H5'	2.18	0.43
7:CG:57:GLU:O	7:CG:57:GLU:HG3	2.19	0.43
9:CI:50:LEU:CA	9:CI:53:VAL:HG22	2.45	0.43
9:CI:86:VAL:HG21	9:CI:96:LEU:HD22	2.01	0.43
41:BU:97:ASP:OD1	41:BU:98:LEU:N	2.52	0.43
13:AM:83:ASP:OD1	19:AS:74:PHE:CE1	2.71	0.43
19:AS:33:THR:CG2	19:AS:51:VAL:HA	2.49	0.43
30:BF:2:LYS:HG2	30:BF:25:PRO:HB2	2.00	0.43
1:AA:160:A:C2	1:AA:343:U:H1'	2.54	0.43
3:AC:22:TRP:HE3	3:AC:23:TYR:O	2.01	0.43
3:AC:69:HIS:HA	3:AC:104:GLN:O	2.19	0.43
30:DF:114:VAL:HG22	30:DF:192:LEU:HD11	2.00	0.43
1:AA:1139:G:H5'	1:AA:1140:C:OP1	2.18	0.43
10:AJ:28:ARG:HH11	10:AJ:28:ARG:HG2	1.82	0.43
25:DA:1048:A:N6	25:DA:1108:U:C5	2.87	0.43
40:BT:100:TYR:C	40:BT:102:ILE:N	2.72	0.43
45:BY:77:PRO:O	45:BY:78:ALA:HB2	2.19	0.43
27:BC:129:GLY:HA2	27:BC:138:LEU:HD11	2.00	0.43
31:BG:59:GLU:C	31:BG:62:LEU:H	2.22	0.43
53:B6:11:LEU:HD21	53:B6:53:LYS:N	2.33	0.43
4:AD:50:ARG:CB	4:AD:50:ARG:HH11	2.26	0.43
25:DA:2532:G:N2	25:DA:2663:G:H1'	2.34	0.43
19:AS:52:TYR:CZ	19:AS:56:GLN:HA	2.54	0.43
20:CT:22:ARG:CG	20:CT:22:ARG:NH1	2.82	0.43
13:AM:94:ARG:HA	13:AM:94:ARG:HD3	1.81	0.43
5:AE:107:ARG:O	5:AE:109:ILE:N	2.52	0.43
5:AE:72:GLN:N	5:AE:75:THR:O	2.50	0.43
35:DO:71:ARG:NH2	35:DO:122:LEU:OXT	2.41	0.43
40:DT:18:ASP:OD1	40:DT:18:ASP:N	2.52	0.43
40:DT:30:VAL:HA	40:DT:43:GLN:O	2.18	0.43
40:DT:30:VAL:HA	40:DT:44:ASP:HA	1.99	0.43
3:CC:8:ILE:CD1	3:CC:16:ARG:NH2	2.79	0.43
14:CN:58:LYS:HB3	14:CN:58:LYS:HE3	1.80	0.43
8:AH:63:LEU:HB3	8:AH:65:TYR:HE1	1.80	0.43
49:D2:61:LEU:O	49:D2:64:LEU:HB3	2.19	0.43
48:B1:50:ARG:O	48:B1:51:VAL:HB	2.19	0.43
1:AA:1199:U:H5'	10:AJ:54:PHE:CE2	2.53	0.43
14:AN:24:CYS:SG	14:AN:40:CYS:SG	3.08	0.43
46:BZ:97:MET:C	46:BZ:124:LEU:HD12	2.39	0.43
40:DT:8:LYS:CA	40:DT:11:GLU:OE2	2.66	0.43

Continued on next page...

Continued from previous page...

Atom-1	Atom-2	Interatomic distance (Å)	Clash overlap (Å)
33:BI:13:GLY:O	33:BI:14:ASP:O	2.36	0.43
1:CA:1104:G:C5'	2:CB:111:ARG:HH11	2.32	0.43
39:DS:88:ASP:CG	39:DS:89:ARG:N	2.72	0.43
10:CJ:7:LYS:HE2	10:CJ:71:LEU:HD13	2.00	0.43
25:BA:784:A:C8	28:BD:229:VAL:HG21	2.51	0.43
39:DS:98:VAL:HG21	39:DS:100:ALA:HB2	2.01	0.43
5:CE:81:GLU:HG2	5:CE:90:VAL:CG1	2.44	0.43
2:AB:7:VAL:O	2:AB:7:VAL:HG12	2.18	0.43
53:B6:32:ASN:HB3	53:B6:33:LYS:H	1.42	0.43
40:DT:70:VAL:HG12	40:DT:71:GLY:O	2.18	0.43
31:BG:86:MET:O	31:BG:87:PRO:C	2.57	0.43
51:D4:40:ILE:N	51:D4:40:ILE:HD12	2.34	0.43
5:AE:59:GLY:O	5:AE:60:TYR:C	2.57	0.43
25:BA:2298:A:H62	25:BA:2318:G:H8	1.64	0.43
26:BB:112:U:H2'	26:BB:113:G:H8	1.83	0.43
39:BS:19:LYS:O	39:BS:20:ARG:NH1	2.52	0.43
21:AU:6:ARG:HD3	21:AU:15:ARG:HH22	1.77	0.43
46:DZ:174:VAL:HB	46:DZ:175:PRO:HD2	2.01	0.43
25:DA:540:C:H2'	25:DA:541:C:C6	2.54	0.43
11:AK:33:THR:HG22	11:AK:39:PRO:CA	2.40	0.43
25:BA:266:G:H1'	25:BA:283:A:N6	2.34	0.43
27:BC:37:LYS:HD2	27:BC:37:LYS:N	2.34	0.43
26:BB:58:A:H3'	26:BB:59:A:C8	2.51	0.43
49:B2:43:GLN:O	49:B2:44:LEU:HB2	2.18	0.43
25:BA:1509(B):A:H2'	25:BA:1510:G:C8	2.54	0.43
52:D5:52:TYR:HD1	52:D5:52:TYR:N	2.11	0.43
11:CK:72:ALA:HB1	11:CK:77:MET:HG2	2.01	0.43
1:AA:993:G:H1	1:AA:1045:C:H42	1.65	0.43
10:AJ:85:LEU:O	10:AJ:86:MET:C	2.57	0.43
1:CA:59:A:H5'	1:CA:60:A:H5'	1.99	0.43
47:B0:48:LYS:HG3	47:B0:79:HIS:ND1	2.34	0.43
25:DA:942:G:H8	25:DA:942:G:O5'	2.01	0.43
50:D3:22:ALA:O	50:D3:25:ALA:HB3	2.18	0.43
25:DA:2036:C:O2'	25:DA:2037:G:H5'	2.18	0.43
1:AA:253:U:O2'	1:AA:254:G:H5'	2.19	0.43
25:BA:1270:C:H5''	25:BA:1271:G:C5'	2.48	0.43
27:BC:6:LYS:CB	27:BC:6:LYS:NZ	2.80	0.43
25:BA:906:G:H5'	25:BA:907:U:OP2	2.19	0.43
25:BA:2870:C:C5'	38:BR:65:LEU:HD21	2.48	0.43
1:CA:608:A:C4	1:CA:609:A:C8	3.07	0.43
41:BU:36:ARG:O	41:BU:39:LEU:N	2.52	0.43

Continued on next page...

Continued from previous page...

Atom-1	Atom-2	Interatomic distance (Å)	Clash overlap (Å)
1:CA:1055:A:H1'	3:CC:156:ARG:NH1	2.34	0.43
1:CA:1508:G:H2'	1:CA:1509:C:O4'	2.19	0.43
1:AA:1508:G:O2'	1:AA:1509:C:H5'	2.19	0.43
25:BA:1351:C:O2'	25:BA:1571:A:H1'	2.18	0.43
25:BA:190:A:C8	25:BA:207:A:C6	3.07	0.43
1:CA:564:C:H5'	12:CL:7:LEU:HD11	2.00	0.43
45:BY:31:LEU:HD13	45:BY:31:LEU:HA	1.66	0.43
25:BA:2767:C:O2'	25:BA:2768:C:H5'	2.17	0.43
1:AA:126:G:C2	1:AA:127:G:C4	3.07	0.43
25:DA:1443:G:C2'	25:DA:1444:G:H5'	2.48	0.43
46:BZ:3:ARG:HE	46:BZ:59:GLU:CG	2.32	0.43
25:DA:469:G:O2'	25:DA:470:A:H5''	2.18	0.43
15:AO:37:ASN:HA	15:AO:40:SER:HB3	2.01	0.43
25:DA:43:A:H2'	25:DA:44:G:H8	1.82	0.43
41:BU:104:GLN:HB2	41:BU:104:GLN:HE21	1.65	0.43
28:DD:132:PRO:O	28:DD:136:ILE:HG13	2.18	0.43
25:DA:1389:G:C2	25:DA:1399:C:O2	2.72	0.43
1:CA:52:G:H2'	1:CA:53:A:C8	2.54	0.43
25:DA:709:U:H2'	25:DA:710:G:C8	2.54	0.43
30:DF:2:LYS:O	30:DF:2:LYS:HG2	2.18	0.43
34:DN:3:THR:O	34:DN:5:VAL:N	2.52	0.43
4:AD:177:ASP:O	4:AD:177:ASP:OD1	2.37	0.43
25:DA:553:G:H2'	25:DA:554:U:O4'	2.19	0.43
25:BA:2766:G:N3	25:BA:2766:G:H2'	2.33	0.43
1:CA:592:G:H2'	1:CA:593:G:H8	1.84	0.43
3:CC:188:LEU:HD22	3:CC:188:LEU:N	2.34	0.43
25:BA:691:C:H6	25:BA:691:C:O5'	2.02	0.43
39:BS:89:ARG:HD3	39:BS:92:TYR:HA	2.00	0.43
3:AC:6:HIS:CD2	3:AC:7:PRO:HD2	2.52	0.43
7:AG:44:TYR:CD2	7:AG:44:TYR:N	2.86	0.43
14:AN:59:ALA:O	14:AN:60:SER:HB2	2.19	0.43
32:BH:17:VAL:CG2	32:BH:45:VAL:HG13	2.49	0.43
32:BH:9:ILE:N	32:BH:9:ILE:CD1	2.70	0.43
26:DB:104:U:H4'	46:DZ:71:ARG:HD2	2.00	0.43
46:DZ:11:GLY:O	46:DZ:12:GLU:HG3	2.18	0.43
46:DZ:43:PHE:CZ	46:DZ:47:PHE:CD2	3.06	0.43
46:DZ:2:TYR:O	46:DZ:56:ILE:HA	2.18	0.43
41:DU:52:ARG:O	41:DU:53:ARG:C	2.57	0.43
1:CA:1241:G:H2'	1:CA:1242:C:C6	2.53	0.43
7:CG:136:LYS:C	7:CG:138:LYS:H	2.21	0.43
7:CG:40:ALA:O	7:CG:44:TYR:CD1	2.72	0.43

Continued on next page...

Continued from previous page...

Atom-1	Atom-2	Interatomic distance (Å)	Clash overlap (Å)
7:CG:66:VAL:CG1	7:CG:66:VAL:O	2.65	0.43
25:BA:998:C:H2'	25:BA:999:U:O4'	2.18	0.43
25:BA:2809:A:O2'	25:BA:2810:A:H5'	2.18	0.43
31:DG:115:ARG:HD2	31:DG:136:ARG:CD	2.49	0.43
31:DG:66:GLN:HE22	31:DG:94:LEU:HA	1.84	0.43
30:DF:114:VAL:CG2	30:DF:202:PHE:HE2	2.32	0.43
25:DA:1041:C:OP1	46:DZ:45:LYS:NZ	2.50	0.43
1:AA:15:G:C4	1:AA:16:A:C8	3.06	0.43
25:DA:610:G:H2'	25:DA:611:C:C6	2.54	0.43
30:DF:102:PRO:HB2	30:DF:105:VAL:CG2	2.49	0.43
28:BD:266:SER:O	28:BD:267:SER:O	2.37	0.43
31:BG:60:LEU:HB3	31:BG:68:PRO:HG2	2.01	0.43
12:CL:38:ARG:CB	12:CL:38:ARG:NH1	2.82	0.43
29:BE:81:ILE:O	29:BE:81:ILE:CG2	2.64	0.43
17:AQ:68:ARG:N	17:AQ:70:ARG:NH1	2.66	0.43
45:BY:48:ALA:CB	45:BY:59:GLY:N	2.82	0.43
16:CP:48:TRP:CE3	16:CP:48:TRP:O	2.72	0.43
16:CP:48:TRP:O	16:CP:48:TRP:HE3	2.01	0.43
8:CH:103:VAL:HG21	8:CH:109:ILE:O	2.19	0.43
1:AA:1306:A:O2'	1:AA:1307:U:H5'	2.18	0.43
25:BA:2469:A:H5'	25:BA:2470:G:OP2	2.18	0.43
36:BP:65:ARG:O	36:BP:66:GLY:C	2.57	0.43
25:DA:1653:G:O5'	25:DA:1653:G:C8	2.71	0.43
40:DT:76:PHE:HA	40:DT:77:PRO:HD3	1.72	0.43
32:BH:123:PHE:CD2	32:BH:133:VAL:CG2	3.01	0.43
1:CA:973:G:H1'	10:CJ:55:LYS:HZ3	1.83	0.43
3:CC:60:ALA:O	3:CC:61:ALA:CB	2.67	0.43
25:BA:2746:U:H2'	25:BA:2747:G:C5'	2.48	0.43
25:DA:271(K):U:H2'	33:DI:50:ARG:CZ	2.48	0.43
49:D2:67:LYS:HD3	49:D2:67:LYS:HA	1.85	0.43
15:CO:76:GLU:C	15:CO:78:TYR:H	2.21	0.43
30:BF:32:LEU:HD21	30:BF:105:VAL:O	2.19	0.43
1:CA:1104:G:H5'	2:CB:111:ARG:HH11	1.83	0.43
39:DS:93:LYS:O	39:DS:95:HIS:N	2.51	0.43
1:AA:369:C:H2'	1:AA:369:C:O2	2.18	0.43
34:DN:16:ILE:CG2	34:DN:54:VAL:HA	2.49	0.43
22:AV:134:ASP:HB3	22:AV:152:THR:HB	2.01	0.43
12:AL:83:ARG:NH2	12:AL:96:HIS:CD2	2.86	0.43
1:CA:78:G:N2	1:CA:79:G:C6	2.87	0.43
5:CE:89:ILE:HD11	5:CE:91:LEU:HD13	2.01	0.43
51:B4:46:ASN:OD1	51:B4:62:CYS:SG	2.73	0.43

Continued on next page...

Continued from previous page...

Atom-1	Atom-2	Interatomic distance (Å)	Clash overlap (Å)
1:AA:665:A:H2'	1:AA:732:C:O2	2.19	0.43
25:DA:528:A:H2	25:DA:2043:C:H4'	1.80	0.43
28:DD:65:ILE:HD11	28:DD:67:PHE:CZ	2.54	0.43
25:BA:847:U:H5	25:BA:933:A:H62	1.67	0.43
20:CT:73:HIS:O	20:CT:76:ALA:HB3	2.18	0.43
25:DA:1498:C:O4'	25:DA:1577:C:C4'	2.66	0.43
55:B8:51:ALA:O	55:B8:54:GLU:OE1	2.36	0.43
37:DQ:56:ARG:CA	37:DQ:56:ARG:HH11	2.24	0.43
25:BA:815:C:OP1	42:BV:85:LYS:NZ	2.51	0.43
28:BD:65:ILE:CD1	28:BD:65:ILE:N	2.78	0.43
46:BZ:9:ARG:HG3	46:BZ:17:LEU:HD21	2.01	0.43
18:CR:36:ASN:O	18:CR:37:VAL:C	2.57	0.43
1:CA:1106:G:C5	1:CA:1107:C:C5	3.07	0.43
25:BA:727:A:O2'	25:BA:728:G:H5'	2.19	0.43
1:AA:59:A:C5'	1:AA:60:A:C5'	2.93	0.43
1:CA:687:A:H4'	11:CK:47:VAL:HG13	2.01	0.43
25:DA:673:C:OP1	30:DF:54:ARG:NH1	2.52	0.43
1:CA:1413:A:H8	1:CA:1413:A:O5'	2.01	0.43
27:DC:178:LYS:HB2	27:DC:181:PHE:HE1	1.81	0.43
27:DC:23:ILE:HB	27:DC:191:ARG:HH22	1.84	0.43
25:BA:556:G:H2'	25:BA:557:U:H6	1.81	0.43
25:DA:2200:C:H42	25:DA:2223:G:H1	1.66	0.43
17:CQ:14:LYS:H	17:CQ:14:LYS:HD2	1.83	0.43
25:DA:1459:G:H2'	25:DA:1461:G:O4'	2.19	0.43
33:DI:83:ALA:HB2	33:DI:88:ILE:HA	1.96	0.43
27:BC:48:LEU:CD2	27:BC:210:LEU:HD23	2.48	0.43
25:DA:2557:G:C6	25:DA:2558:C:N4	2.87	0.43
25:DA:349:G:N3	25:DA:349:G:H2'	2.34	0.43
1:AA:590:C:OP1	8:AH:30:ARG:N	2.43	0.43
25:BA:1587:A:C3'	25:BA:1588:C:H6	2.29	0.43
25:BA:791:C:H4'	25:BA:792:G:OP1	2.18	0.43
4:CD:98:GLU:OE1	4:CD:194:LEU:HD11	2.19	0.43
3:CC:155:GLY:O	3:CC:156:ARG:HB2	2.18	0.43
25:DA:2192:G:C2'	25:DA:2193:G:C5'	2.94	0.43
7:AG:140:ASP:OD1	7:AG:143:ARG:NH2	2.52	0.43
53:D6:28:ARG:O	53:D6:29:ASN:C	2.56	0.43
13:CM:83:ASP:OD2	13:CM:83:ASP:N	2.52	0.43
37:DQ:54:MET:O	37:DQ:57:HIS:N	2.52	0.43
25:BA:1403:C:C5'	25:BA:1471:A:H1'	2.49	0.43
16:CP:60:LEU:HA	16:CP:64:ALA:HB3	2.01	0.43
25:DA:1468:C:H2'	25:DA:1469:A:C8	2.51	0.43

Continued on next page...

Continued from previous page...

Atom-1	Atom-2	Interatomic distance (Å)	Clash overlap (Å)
1:AA:643:C:H5'	8:AH:31:PHE:CE1	2.54	0.43
1:CA:161:A:H2'	1:CA:162:A:C8	2.53	0.43
46:BZ:3:ARG:HG3	46:BZ:57:VAL:O	2.19	0.43
39:DS:49:VAL:HG12	39:DS:50:SER:N	2.34	0.43
1:AA:872:A:C5	1:AA:874:G:C8	3.07	0.43
25:BA:1477:A:H5'	25:BA:1478:G:OP2	2.19	0.43
25:DA:2432:A:C5	48:D1:33:LYS:HB3	2.54	0.43
1:AA:520:A:P	12:AL:49:LEU:HD23	2.59	0.43
25:BA:1742:G:C6	25:BA:1743:C:N3	2.87	0.43
1:AA:1483:A:H1'	25:BA:1948:G:H1'	2.01	0.43
1:CA:1388:C:O2'	1:CA:1389:C:H5'	2.18	0.43
25:BA:52:A:O2'	25:BA:53:A:H5'	2.18	0.43
38:BR:33:ARG:HG3	38:BR:115:GLU:CB	2.49	0.43
25:DA:1612:C:H2'	25:DA:1613:G:O5'	2.19	0.43
38:BR:5:LYS:O	38:BR:6:SER:CB	2.66	0.43
8:CH:53:VAL:C	8:CH:55:GLY:N	2.71	0.43
28:BD:105:ILE:O	28:BD:106:ILE:C	2.55	0.43
31:DG:5:VAL:HG23	31:DG:8:LYS:HB2	2.00	0.43
31:DG:133:LEU:N	31:DG:133:LEU:HD23	2.34	0.43
18:CR:29:PHE:CD1	18:CR:29:PHE:O	2.72	0.43
1:CA:786:G:H2'	1:CA:787:A:O4'	2.19	0.43
25:BA:1339:G:H5''	44:BX:16:LYS:HD3	2.01	0.43
25:DA:2243:U:O2'	25:DA:2244:U:H5'	2.18	0.43
1:AA:1240:U:O2	7:AG:32:ARG:HD3	2.19	0.43
1:AA:1349:A:OP1	9:AI:120:ARG:HB2	2.19	0.43
37:DQ:137:TYR:O	37:DQ:138:ASP:O	2.37	0.43
37:DQ:140:ALA:HB2	46:DZ:122:ASP:CG	2.40	0.43
46:DZ:9:ARG:CA	46:DZ:37:TYR:HD2	2.32	0.43
2:CB:68:ILE:CD1	2:CB:161:ALA:HB3	2.48	0.43
2:CB:35:GLU:C	2:CB:36:ARG:HE	2.22	0.43
34:DN:39:ARG:HD3	34:DN:41:ASP:OD1	2.19	0.43
25:DA:863:A:OP1	37:DQ:22:LYS:HG2	2.19	0.43
25:DA:2106:G:N1	25:DA:2184:G:H1'	2.34	0.43
9:CI:86:VAL:CG2	9:CI:96:LEU:HD22	2.48	0.43
41:BU:91:ASP:N	41:BU:92:ARG:HD3	2.30	0.43
41:BU:92:ARG:O	41:BU:94:ASN:N	2.43	0.43
2:CB:131:PRO:O	2:CB:134:GLU:N	2.52	0.43
19:AS:15:LEU:C	19:AS:19:VAL:HG23	2.39	0.43
19:AS:39:THR:CG2	19:AS:40:ILE:N	2.76	0.43
29:BE:18:ASP:O	35:BO:73:ASP:HB3	2.18	0.43
3:AC:97:LYS:HG2	3:AC:98:ASN:H	1.84	0.43

Continued on next page...

Continued from previous page...

Atom-1	Atom-2	Interatomic distance (Å)	Clash overlap (Å)
25:BA:1343:G:N3	25:BA:1384:A:C2	2.86	0.43
53:D6:20:ASN:ND2	53:D6:21:TYR:H	2.15	0.43
53:D6:41:PRO:HG2	53:D6:42:TRP:H	1.84	0.43
53:D6:47:THR:HB	53:D6:48:VAL:H	1.69	0.43
45:BY:101:LYS:CG	45:BY:102:CYS:N	2.82	0.43
25:BA:2709:G:H2'	25:BA:2710:C:C6	2.54	0.43
32:DH:115:VAL:HG11	32:DH:148:ILE:CD1	2.47	0.43
25:BA:637:A:O5'	36:BP:116:GLY:HA2	2.19	0.43
36:BP:81:GLN:CD	36:BP:106:LEU:HA	2.39	0.43
28:BD:24:ILE:O	28:BD:82:ILE:HG22	2.19	0.43
25:DA:2532:G:C6	25:DA:2533:A:C6	3.07	0.43
2:AB:194:PRO:CG	2:AB:195:ASP:H	2.25	0.43
2:AB:206:ASP:O	2:AB:211:ILE:HD11	2.19	0.43
2:AB:215:LEU:HA	2:AB:218:ALA:HB2	2.01	0.43
2:AB:88:ALA:HB1	2:AB:90:MET:CE	2.49	0.43
25:BA:478:A:H2'	25:BA:479:A:H5'	2.01	0.43
16:CP:49:LEU:O	16:CP:49:LEU:CG	2.65	0.43
8:CH:120:THR:O	8:CH:122:ARG:N	2.52	0.43
8:CH:38:ILE:HG21	8:CH:120:THR:CG2	2.49	0.43
13:AM:65:LYS:CG	13:AM:69:GLU:O	2.65	0.43
25:DA:779:U:O2'	25:DA:780:G:H5'	2.18	0.43
3:CC:105:GLU:HG2	3:CC:106:VAL:N	2.34	0.43
1:CA:1112:C:H42	3:CC:177:THR:HA	1.84	0.43
25:BA:1803:A:O3'	28:BD:259:THR:CG2	2.67	0.43
28:DD:105:ILE:HD12	28:DD:106:ILE:H	1.83	0.43
8:AH:1:MET:O	8:AH:2:LEU:HB3	2.19	0.43
31:BG:81:LYS:O	31:BG:82:LEU:C	2.57	0.43
14:AN:26:ARG:HD2	14:AN:43:CYS:CB	2.49	0.43
37:BQ:119:ARG:NH2	37:BQ:120:ILE:HD11	2.34	0.43
26:DB:52:A:C2	26:DB:53:A:N6	2.87	0.43
39:DS:17:ARG:O	39:DS:20:ARG:NH1	2.51	0.43
1:AA:356:A:O2'	1:AA:368:U:H4'	2.19	0.43
1:AA:461:A:C6	1:AA:471:G:C6	3.06	0.43
10:CJ:34:VAL:HG22	10:CJ:74:ILE:HA	2.01	0.43
25:BA:2570:G:H2'	25:BA:2571:C:C6	2.53	0.43
33:BI:130:TYR:O	33:BI:135:GLU:HA	2.19	0.43
33:BI:133:HIS:CB	33:BI:134:PRO:CD	2.86	0.43
1:CA:79:G:C1'	1:CA:80:G:P	3.07	0.43
5:CE:145:LYS:C	5:CE:149:GLU:HG2	2.40	0.43
1:CA:256:U:O2'	1:CA:257:G:H5'	2.18	0.43
17:CQ:67:LYS:O	17:CQ:69:LYS:N	2.51	0.43

Continued on next page...

Continued from previous page...

Atom-1	Atom-2	Interatomic distance (Å)	Clash overlap (Å)
53:B6:27:LYS:O	53:B6:28:ARG:O	2.37	0.43
4:AD:5:ILE:O	4:AD:5:ILE:HG22	2.19	0.43
25:BA:930:U:H4'	25:BA:931:G:O5'	2.19	0.43
18:AR:66:LEU:HG	18:AR:67:ALA:N	2.32	0.43
25:BA:1394:U:C5	25:BA:1395:A:C5	3.07	0.43
36:DP:147:LEU:O	36:DP:148:LEU:CB	2.67	0.43
25:DA:1494:A:H4'	25:DA:1496:A:N1	2.34	0.43
4:CD:162:LEU:HD12	4:CD:181:MET:HG2	2.01	0.43
25:BA:2336:A:H61	47:B0:42:THR:CG2	2.32	0.43
9:CI:40:LEU:HB3	9:CI:43:ALA:HB2	2.00	0.43
8:CH:23:SER:HB2	8:CH:61:VAL:O	2.19	0.43
12:CL:50:ARG:HB3	12:CL:90:LEU:HD11	2.00	0.43
25:BA:2171:A:O2'	25:BA:2172:U:O5'	2.24	0.43
25:DA:271(A):A:N7	25:DA:271(W):G:N2	2.67	0.43
44:DX:31:HIS:CD2	44:DX:33:LYS:HB2	2.53	0.43
40:BT:118:ARG:O	40:BT:121:ILE:N	2.52	0.43
27:BC:181:PHE:CE2	27:BC:185:LYS:HB3	2.53	0.43
25:BA:2277:G:C2'	25:BA:2278:A:C5'	2.94	0.43
25:DA:2039:C:OP2	34:DN:109:LYS:CD	2.67	0.43
25:DA:2286:A:O3'	53:D6:31:PRO:HG2	2.19	0.43
1:AA:758:G:H8	1:AA:758:G:O5'	2.02	0.43
25:DA:755:C:H6	25:DA:755:C:O5'	2.02	0.43
4:CD:93:PHE:O	4:CD:94:LEU:C	2.56	0.43
1:CA:230:G:C2	1:CA:231:G:H1'	2.54	0.43
1:CA:98:G:H2'	1:CA:99:U:O4'	2.19	0.43
1:AA:1248:A:C2'	1:AA:1249:C:C5'	2.97	0.43
25:DA:1967:C:H2'	25:DA:1968:G:O4'	2.19	0.43
1:CA:831:U:H2'	1:CA:832:C:H6	1.83	0.43
25:BA:1775:U:H2'	25:BA:1776:G:C5'	2.49	0.43
4:AD:64:LEU:HB2	4:AD:198:VAL:CG1	2.49	0.43
25:BA:200:U:O2	25:BA:386:G:N2	2.52	0.43
32:DH:65:HIS:CE1	32:DH:69:ARG:HD2	2.54	0.43
16:AP:7:ALA:O	16:AP:8:ARG:C	2.57	0.43
1:CA:858:G:O6	1:CA:869:G:H3'	2.19	0.43
3:AC:131:ARG:O	3:AC:132:ARG:C	2.57	0.43
15:AO:30:ALA:CB	15:AO:85:LEU:HD11	2.47	0.43
28:BD:202:LYS:HG3	28:BD:203:ASN:N	2.33	0.43
25:DA:1438:U:O2'	25:DA:1439:A:H5'	2.18	0.43
4:CD:155:LEU:O	4:CD:156:GLU:C	2.56	0.43
1:CA:363:A:OP2	12:CL:31:ARG:HB3	2.19	0.43
25:BA:1221(A):C:O2'	25:BA:1222:C:H5'	2.18	0.43

Continued on next page...

Continued from previous page...

Atom-1	Atom-2	Interatomic distance (Å)	Clash overlap (Å)
25:DA:1291:C:H2'	25:DA:1292:U:C6	2.54	0.43
1:AA:286:G:O2'	1:AA:287:U:H5'	2.19	0.43
1:CA:1527:C:H2'	1:CA:1528:U:C6	2.54	0.43
25:DA:1425:G:H2'	25:DA:1426:G:O4'	2.19	0.43
52:D5:8:LYS:O	52:D5:9:LYS:HG2	2.19	0.43
5:AE:24:ARG:H	5:AE:24:ARG:HG2	1.60	0.43
1:AA:716:A:H2'	1:AA:717:C:O4'	2.19	0.43
26:DB:112:U:H2'	26:DB:113:G:H8	1.83	0.43
25:DA:1031:G:O3'	56:D9:8:LYS:HG2	2.19	0.42
36:BP:50:ARG:CB	55:B8:59:LYS:NZ	2.82	0.42
25:DA:1899:G:N2	25:DA:1902:C:C5	2.87	0.42
1:AA:1370:G:O3'	9:AI:12:GLU:HG3	2.19	0.42
7:AG:31:MET:SD	7:AG:34:GLY:CA	3.06	0.42
37:DQ:26:TYR:HB2	37:DQ:137:TYR:CD1	2.54	0.42
46:DZ:94:PRO:HB3	46:DZ:126:LYS:HE3	1.99	0.42
2:CB:28:PHE:CG	2:CB:28:PHE:O	2.71	0.42
34:DN:45:ASN:HD22	34:DN:45:ASN:H	1.67	0.42
41:DU:66:ASN:HB2	41:DU:76:TYR:HB2	2.00	0.42
25:DA:971:C:H2'	25:DA:972:G:O4'	2.19	0.42
1:CA:1343:G:H2'	1:CA:1344:C:H6	1.82	0.42
7:CG:15:ASP:H	7:CG:20:ASP:H	1.63	0.42
1:CA:1129:C:O5'	1:CA:1130:A:H8	2.01	0.42
31:DG:137:GLU:O	31:DG:140:ILE:HG13	2.18	0.42
31:DG:143:GLU:HA	51:D4:54:LYS:HE3	2.00	0.42
13:AM:82:MET:HG3	13:AM:82:MET:O	2.18	0.42
19:AS:51:VAL:HG11	19:AS:75:ALA:HB2	2.00	0.42
45:DY:28:LYS:HB3	45:DY:39:VAL:N	2.33	0.42
3:AC:76:VAL:CA	3:AC:83:ARG:NH1	2.74	0.42
30:DF:19:GLU:CG	30:DF:20:LEU:N	2.82	0.42
36:DP:17:LYS:HG3	36:DP:19:VAL:HG23	2.01	0.42
1:AA:1430:C:H2'	1:AA:1431:C:H6	1.84	0.42
1:AA:1501:C:N4	1:AA:1504:G:C2	2.87	0.42
53:D6:15:GLU:CG	53:D6:18:ARG:HE	2.28	0.42
25:DA:2402:C:HO2'	25:DA:2403:C:P	2.42	0.42
25:BA:272(I):U:H2'	25:BA:274:G:N7	2.31	0.42
55:D8:60:LEU:C	55:D8:61:LEU:CD1	2.88	0.42
32:DH:138:LYS:H	32:DH:141:VAL:HG23	1.84	0.42
36:BP:114:ILE:HD12	36:BP:115:LEU:H	1.83	0.42
32:DH:25:LYS:HB3	32:DH:34:GLU:OE2	2.19	0.42
25:BA:1593:G:C2'	25:BA:1594:G:C5'	2.96	0.42
45:BY:56:PRO:O	45:BY:57:GLN:O	2.37	0.42

Continued on next page...

Continued from previous page...

Atom-1	Atom-2	Interatomic distance (Å)	Clash overlap (Å)
16:CP:71:ARG:O	16:CP:72:ARG:C	2.57	0.42
1:AA:1331:G:H4'	1:AA:1331:G:OP1	2.19	0.42
11:AK:111:ASP:C	18:AR:84:LYS:HE3	2.39	0.42
1:AA:691:G:N2	1:AA:696:A:OP2	2.52	0.42
5:AE:101:ILE:O	5:AE:101:ILE:HG12	2.19	0.42
5:AE:107:ARG:HG2	5:AE:108:ALA:H	1.83	0.42
5:AE:73:ASN:C	5:AE:75:THR:H	2.22	0.42
5:AE:76:ILE:HD11	5:AE:142:LEU:CD1	2.49	0.42
5:AE:92:LYS:HA	5:AE:93:PRO:HD2	1.94	0.42
40:DT:80:SER:CB	40:DT:81:PRO:HD3	2.46	0.42
3:CC:206:GLU:O	3:CC:208:ILE:N	2.51	0.42
1:CA:973:G:H1'	10:CJ:55:LYS:NZ	2.34	0.42
3:CC:34:LEU:CD1	14:CN:25:VAL:HG11	2.48	0.42
34:DN:123:TYR:CE1	34:DN:130:HIS:HE1	2.37	0.42
25:BA:1803:A:HO2'	28:BD:259:THR:HG21	1.76	0.42
33:DI:48:GLU:O	33:DI:52:ARG:N	2.52	0.42
27:BC:115:VAL:HB	27:BC:150:ILE:HD11	2.01	0.42
27:BC:118:PRO:O	27:BC:121:MET:HB2	2.19	0.42
30:BF:53:THR:CG2	30:BF:56:GLU:HG3	2.49	0.42
1:CA:1216:G:OP1	14:CN:2:ALA:HA	2.19	0.42
1:AA:1053:G:N7	1:AA:1199:U:C3'	2.81	0.42
14:AN:29:ARG:HG3	14:AN:29:ARG:HH11	1.84	0.42
37:BQ:64:ILE:HG13	46:BZ:177:GLU:OE2	2.18	0.42
33:BI:52:ARG:HG3	33:BI:53:ALA:H	1.83	0.42
36:DP:83:VAL:HG21	36:DP:100:LEU:HD11	2.00	0.42
36:BP:6:LEU:HD12	36:BP:9:ASN:CB	2.48	0.42
15:AO:17:ARG:CG	15:AO:26:GLU:HG3	2.49	0.42
15:AO:87:ILE:CG2	15:AO:88:ARG:H	2.31	0.42
47:D0:40:GLN:HE22	47:D0:45:PHE:N	1.94	0.42
25:BA:1609:A:O2'	25:BA:1610:A:H5'	2.18	0.42
30:BF:1:MET:HE1	30:BF:26:ALA:HB1	2.01	0.42
39:DS:35:ILE:HD13	39:DS:66:ALA:HB1	2.01	0.42
1:AA:558:G:C4	1:AA:559:A:C2	3.07	0.42
26:DB:38:C:H2'	26:DB:39:A:O4'	2.19	0.42
1:AA:473:G:O3'	16:AP:81:ARG:NH2	2.52	0.42
2:AB:157:ARG:CZ	2:AB:157:ARG:HB3	2.49	0.42
36:BP:23:PRO:C	36:BP:33:ARG:NE	2.72	0.42
1:CA:82:U:H2'	1:CA:83:U:C6	2.54	0.42
28:DD:209:ALA:O	28:DD:210:GLY:O	2.37	0.42
31:BG:109:VAL:HG13	51:B4:59:VAL:HG13	2.00	0.42
16:CP:80:PHE:O	16:CP:81:ARG:C	2.57	0.42

Continued on next page...

Continued from previous page...

Atom-1	Atom-2	Interatomic distance (Å)	Clash overlap (Å)
36:DP:68:GLN:HE22	55:D8:12:LYS:HB3	1.84	0.42
25:DA:573:G:H1	25:DA:2031:A:P	2.42	0.42
8:AH:86:ILE:HG12	8:AH:135:CYS:HA	2.00	0.42
28:BD:70:TRP:HZ3	28:BD:146:GLU:CD	2.21	0.42
43:DW:69:LEU:HA	43:DW:108:GLY:O	2.19	0.42
18:AR:58:LEU:HB3	18:AR:62:GLU:CB	2.49	0.42
25:DA:2092:U:HO2'	25:DA:2093:G:P	2.42	0.42
22:AV:29:LYS:CG	25:BA:2254:C:H4'	2.41	0.42
6:AF:24:GLU:CG	6:AF:25:ILE:N	2.71	0.42
1:CA:992:U:O2'	1:CA:993:G:OP2	2.32	0.42
4:CD:150:GLU:C	4:CD:152:SER:N	2.72	0.42
25:BA:873:G:C2	25:BA:905:U:O2	2.72	0.42
25:BA:877:U:H2'	25:BA:878:A:O5'	2.19	0.42
4:CD:59:ARG:HH11	4:CD:59:ARG:HG2	1.83	0.42
8:CH:97:VAL:C	8:CH:99:GLU:N	2.72	0.42
32:BH:54:ARG:HH11	32:BH:65:HIS:CG	2.36	0.42
6:AF:77:ARG:CG	6:AF:78:GLU:N	2.78	0.42
2:AB:193:ASP:OD2	2:AB:196:LEU:HD11	2.19	0.42
25:DA:344:G:N2	25:DA:345:A:H62	2.17	0.42
38:BR:77:ARG:HG3	38:BR:77:ARG:NH1	2.34	0.42
14:AN:13:THR:N	14:AN:14:PRO:HD3	2.34	0.42
44:DX:29:TRP:HE3	44:DX:77:LYS:O	2.02	0.42
42:BV:8:GLY:HA3	42:BV:23:GLU:CG	2.49	0.42
23:AW:11:A:N6	23:AW:24:U:H3	2.17	0.42
31:DG:9:ARG:C	31:DG:11:TYR:N	2.72	0.42
25:DA:2536:G:C5	25:DA:2537:U:C5	3.07	0.42
6:AF:46:ARG:HH12	18:AR:37:VAL:HG11	1.84	0.42
1:AA:1405:G:H21	1:AA:1518:A:H1'	1.83	0.42
36:DP:47:ASP:HB3	36:DP:48:PRO:O	2.19	0.42
30:DF:40:GLN:HE22	30:DF:184:TYR:HB3	1.83	0.42
27:DC:77:ALA:HA	27:DC:115:VAL:CG2	2.45	0.42
25:DA:142(A):C:H2'	25:DA:143:G:O4'	2.19	0.42
28:DD:142:VAL:HG23	28:DD:193:VAL:HA	2.02	0.42
25:DA:226:G:H21	25:DA:228:A:H62	1.66	0.42
25:DA:348:G:H2'	25:DA:349:G:O4'	2.19	0.42
12:CL:5:ASN:CB	17:CQ:34:LYS:NZ	2.81	0.42
11:CK:50:TYR:HD2	11:CK:54:ARG:CB	2.29	0.42
29:DE:105:THR:HB	29:DE:197:ILE:HG23	2.00	0.42
7:AG:78:ARG:HG2	7:AG:78:ARG:HH11	1.84	0.42
2:AB:82:ARG:HB3	2:AB:83:MET:CE	2.48	0.42
15:AO:9:GLN:O	15:AO:10:LYS:C	2.58	0.42

Continued on next page...

Continued from previous page...

Atom-1	Atom-2	Interatomic distance (Å)	Clash overlap (Å)
25:BA:1573:G:C2'	25:BA:1574:C:H5'	2.49	0.42
1:AA:518:C:O2'	1:AA:530:G:N2	2.51	0.42
41:BU:47:TYR:HA	41:BU:50:ARG:NH2	2.35	0.42
39:BS:83:LYS:O	39:BS:105:ALA:HB3	2.18	0.42
8:CH:30:ARG:HB2	8:CH:30:ARG:HH11	1.83	0.42
37:DQ:34:LEU:HD23	37:DQ:104:PHE:CD1	2.54	0.42
3:CC:22:TRP:CZ2	14:CN:54:PRO:HG2	2.54	0.42
1:AA:1406:U:H2'	1:AA:1407:C:C5'	2.49	0.42
32:DH:66:GLY:CA	32:DH:69:ARG:HB3	2.49	0.42
25:DA:489:G:N2	25:DA:1321:A:OP1	2.51	0.42
10:AJ:22:LYS:HE3	10:AJ:23:ILE:HG12	2.01	0.42
1:AA:361:G:O2'	1:AA:362:G:H5'	2.18	0.42
1:AA:141:A:C5	1:AA:142:G:C8	3.07	0.42
1:CA:1204:A:H2'	1:CA:1205:U:O4'	2.19	0.42
1:CA:1205:U:O2'	3:CC:195:VAL:HG23	2.18	0.42
25:DA:1879:C:O5'	25:DA:1879:C:H6	2.01	0.42
13:CM:58:GLU:O	13:CM:62:ASN:HB2	2.19	0.42
25:DA:30:G:C5	25:DA:31:C:C4	3.07	0.42
25:BA:48:G:O2'	25:BA:118:A:N1	2.47	0.42
25:BA:1279:G:H5'	38:BR:34:ILE:CD1	2.49	0.42
1:AA:754:C:H1'	15:AO:69:TYR:CG	2.54	0.42
50:B3:22:ALA:O	50:B3:25:ALA:HB3	2.19	0.42
25:BA:1234:U:C2'	25:BA:1235:G:H5'	2.49	0.42
1:CA:549:C:H6	1:CA:549:C:O5'	2.01	0.42
2:CB:85:ALA:O	2:CB:89:GLY:N	2.52	0.42
36:BP:48:PRO:O	36:BP:49:ARG:C	2.56	0.42
39:BS:97:ARG:NH2	39:BS:99:LYS:H	2.17	0.42
3:AC:113:ALA:HB3	3:AC:184:TYR:O	2.18	0.42
7:AG:15:ASP:N	7:AG:20:ASP:H	2.17	0.42
9:AI:47:LEU:N	9:AI:47:LEU:CD1	2.82	0.42
2:CB:24:TRP:HZ3	2:CB:29:ALA:CB	2.32	0.42
34:DN:39:ARG:HD2	34:DN:48:MET:HE3	2.01	0.42
41:DU:102:GLU:N	41:DU:103:PRO:CD	2.82	0.42
42:DV:64:HIS:ND1	42:DV:92:THR:HG22	2.34	0.42
25:DA:917:A:C6	25:DA:918:A:C4	3.07	0.42
46:DZ:19:ARG:C	46:DZ:21:GLY:N	2.72	0.42
1:AA:193:C:O2'	1:AA:194:C:H5'	2.19	0.42
1:CA:1242:C:O5'	1:CA:1242:C:H6	2.00	0.42
31:DG:111:LEU:HA	31:DG:114:ILE:CD1	2.49	0.42
22:CV:128:VAL:N	22:CV:173:VAL:O	2.51	0.42
25:BA:2102:U:H2'	25:BA:2103:C:C6	2.54	0.42

Continued on next page...

Continued from previous page...

Atom-1	Atom-2	Interatomic distance (Å)	Clash overlap (Å)
10:AJ:45:ARG:HH11	10:AJ:45:ARG:HG3	1.84	0.42
45:BY:40:GLU:HA	45:BY:40:GLU:OE2	2.18	0.42
26:BB:105:A:H4'	46:BZ:88:PHE:CE2	2.54	0.42
40:BT:100:TYR:HB3	40:BT:103:ARG:NE	2.34	0.42
40:BT:51:ARG:O	40:BT:61:PHE:HA	2.19	0.42
1:AA:1392:G:N2	1:AA:1502:A:C8	2.87	0.42
1:AA:1394:A:OP1	1:AA:1394:A:H8	2.02	0.42
1:AA:922:G:C6	1:AA:923:A:C6	3.07	0.42
1:AA:922:G:N3	1:AA:1398:A:C2	2.87	0.42
25:DA:158:U:O2	25:DA:159:U:H5'	2.19	0.42
25:DA:2679:A:H5'	29:DE:165:VAL:HG11	2.01	0.42
32:DH:140:LYS:O	32:DH:140:LYS:HG2	2.19	0.42
36:BP:107:LYS:C	36:BP:109:GLY:N	2.71	0.42
36:BP:136:GLU:O	36:BP:138:LEU:N	2.52	0.42
28:BD:26:LYS:HZ1	28:BD:82:ILE:N	2.16	0.42
2:AB:25:ASN:HA	2:AB:26:PRO:HD2	1.79	0.42
40:BT:26:ASP:O	40:BT:27:THR:O	2.37	0.42
13:CM:22:ILE:HB	13:CM:25:ILE:HD13	2.01	0.42
2:AB:127:ILE:C	2:AB:130:ARG:HG3	2.39	0.42
4:AD:43:HIS:O	4:AD:44:GLY:C	2.57	0.42
40:DT:60:THR:HG22	40:DT:77:PRO:CA	2.31	0.42
22:CV:70:LEU:HD23	22:CV:70:LEU:H	1.84	0.42
3:CC:64:VAL:HG23	3:CC:66:VAL:HG23	2.00	0.42
25:BA:1803:A:H4'	28:BD:259:THR:HG23	2.01	0.42
25:DA:904:C:H2'	25:DA:904:C:O2	2.19	0.42
46:DZ:140:VAL:HG23	46:DZ:143:LEU:CG	2.49	0.42
27:BC:80:LYS:HD2	31:BG:49:ASP:H	1.84	0.42
49:D2:63:VAL:HA	49:D2:66:GLU:HG2	1.99	0.42
1:AA:963:G:H1	1:AA:972:C:H42	1.67	0.42
33:BI:40:THR:O	33:BI:44:LEU:CB	2.67	0.42
45:DY:77:PRO:O	45:DY:78:ALA:HB2	2.18	0.42
15:AO:82:ILE:CG2	15:AO:83:GLU:H	2.29	0.42
30:BF:22:ALA:C	30:BF:26:ALA:HB2	2.39	0.42
1:CA:1028:C:O2	1:CA:1034:G:H5''	2.19	0.42
1:AA:556:C:O2	1:AA:556:C:H2'	2.18	0.42
30:DF:170:LEU:HA	30:DF:171:PRO:HD3	1.84	0.42
1:AA:371:G:H1	1:AA:390:C:N4	2.17	0.42
16:AP:14:ASN:OD1	16:AP:16:HIS:HE1	2.02	0.42
22:AV:147:GLY:N	22:AV:163:LEU:HD21	2.34	0.42
6:CF:52:ILE:HG22	6:CF:52:ILE:O	2.19	0.42
1:CA:81:U:H6	1:CA:81:U:C5'	2.23	0.42

Continued on next page...

Continued from previous page...

Atom-1	Atom-2	Interatomic distance (Å)	Clash overlap (Å)
1:CA:80:G:C6	1:CA:88:A:N7	2.87	0.42
43:DW:80:PRO:O	43:DW:100:THR:CG2	2.67	0.42
25:DA:1493:C:O2	25:DA:1493:C:C2'	2.66	0.42
25:DA:764:A:C5	28:DD:209:ALA:HB1	2.55	0.42
1:AA:840:C:H5''	1:AA:841:U:OP1	2.19	0.42
1:AA:663:A:H5''	18:AR:61:LYS:HE3	2.01	0.42
28:DD:111:LEU:HD13	28:DD:111:LEU:C	2.38	0.42
28:DD:35:LYS:HA	28:DD:35:LYS:HD3	1.77	0.42
35:DO:87:ILE:HD13	35:DO:93:PRO:HA	2.01	0.42
5:AE:50:GLU:OE2	5:AE:51:VAL:HG23	2.19	0.42
1:AA:39:G:C4	1:AA:40:C:C5	3.06	0.42
42:DV:85:LYS:HE2	42:DV:85:LYS:HB2	1.75	0.42
18:AR:47:THR:O	18:AR:82:THR:HA	2.19	0.42
1:AA:1302:U:C5	13:AM:17:VAL:HG21	2.54	0.42
45:BY:20:TYR:O	45:BY:21:LYS:C	2.58	0.42
45:BY:68:HIS:HB3	45:BY:71:LYS:HZ1	1.83	0.42
1:CA:922:G:C6	1:CA:923:A:C6	3.07	0.42
1:CA:225:C:H2'	1:CA:226:G:C8	2.54	0.42
18:CR:59:SER:HB3	18:CR:62:GLU:OE2	2.18	0.42
25:BA:1116:C:O2'	25:BA:1117:G:H5'	2.19	0.42
27:BC:23:ILE:HD12	27:BC:229:SER:O	2.19	0.42
1:CA:375:U:OP1	16:CP:69:THR:HG21	2.18	0.42
14:AN:4:LYS:HA	14:AN:7:ILE:HD11	2.01	0.42
25:BA:141:A:C1'	25:BA:1408:C:HO2'	2.32	0.42
4:CD:63:LYS:HB2	4:CD:198:VAL:HG22	2.01	0.42
4:CD:15:GLU:HG2	4:CD:63:LYS:HG2	2.00	0.42
55:D8:50:LEU:C	55:D8:53:PRO:CD	2.87	0.42
22:AV:83:MET:HE2	22:AV:88:TYR:O	2.19	0.42
38:DR:84:ALA:HB3	38:DR:85:PRO:CD	2.41	0.42
25:BA:2620:C:O2'	29:BE:119:ARG:NH2	2.52	0.42
25:DA:1466:G:N2	25:DA:1547:C:N3	2.67	0.42
1:AA:1014:A:H2	1:AA:1219:U:H1'	1.84	0.42
27:BC:68:GLY:N	27:BC:181:PHE:HZ	2.13	0.42
7:AG:138:LYS:O	7:AG:142:GLU:HB2	2.18	0.42
7:AG:51:GLN:C	7:AG:54:THR:O	2.57	0.42
10:AJ:80:LYS:O	10:AJ:80:LYS:HE3	2.18	0.42
28:DD:46:GLN:OE1	28:DD:46:GLN:N	2.51	0.42
39:BS:52:SER:CB	39:BS:55:ALA:HB3	2.48	0.42
38:BR:98:LEU:HB2	38:BR:113:LEU:HD22	2.01	0.42
1:AA:1086:U:H2'	1:AA:1087:G:O4'	2.20	0.42
25:BA:910:A:C6	25:BA:911:A:C6	3.07	0.42

Continued on next page...

Continued from previous page...

Atom-1	Atom-2	Interatomic distance (Å)	Clash overlap (Å)
11:CK:58:PRO:HB2	11:CK:93:GLN:HG3	2.01	0.42
31:BG:18:GLU:O	31:BG:19:LEU:C	2.57	0.42
42:BV:76:LYS:O	42:BV:79:VAL:CG1	2.67	0.42
1:AA:255:G:H1'	17:AQ:16:GLN:HE22	1.84	0.42
49:D2:16:LEU:CD1	49:D2:20:GLU:HG3	2.49	0.42
5:AE:135:THR:O	5:AE:138:ALA:CB	2.66	0.42
25:BA:2712:U:O2'	25:BA:2713:A:H5'	2.19	0.42
4:AD:156:GLU:CB	4:AD:160:GLN:HE21	2.32	0.42
43:BW:110:LYS:O	43:BW:111:HIS:HB3	2.19	0.42
1:AA:1386:G:H2'	1:AA:1387:G:H8	1.84	0.42
51:B4:39:ARG:HG2	51:B4:39:ARG:HH11	1.83	0.42
43:DW:35:ILE:O	43:DW:35:ILE:CG2	2.66	0.42
25:DA:13:A:N3	25:DA:15:G:C6	2.88	0.42
4:CD:126:ILE:CG2	4:CD:127:THR:N	2.79	0.42
25:BA:1025:G:C4	25:BA:1135:C:H1'	2.54	0.42
46:BZ:41:VAL:HG13	46:BZ:42:GLU:H	1.84	0.42
4:CD:20:TYR:N	4:CD:20:TYR:CD1	2.88	0.42
14:AN:51:GLY:O	14:AN:53:LEU:N	2.52	0.42
25:DA:1313:U:C2'	25:DA:1313:U:O2	2.67	0.42
7:AG:62:PHE:O	7:AG:63:LYS:C	2.57	0.42
15:AO:39:LEU:HD23	15:AO:39:LEU:HA	1.89	0.42
25:DA:2541:A:H4'	25:DA:2764:A:N1	2.34	0.42
5:AE:150:ARG:CG	5:AE:150:ARG:NH1	2.82	0.42
36:DP:7:ARG:N	36:DP:8:PRO:HD2	2.33	0.42
41:DU:15:LYS:HE3	41:DU:19:LYS:NZ	2.34	0.42
13:AM:4:ILE:HG22	13:AM:5:ALA:N	2.34	0.42
11:CK:34:ASP:OD2	11:CK:34:ASP:C	2.56	0.42
27:BC:19:LYS:CG	27:BC:20:VAL:N	2.81	0.42
1:CA:217:C:H2'	1:CA:218:C:H6	1.83	0.42
22:CV:97:ARG:NH1	22:CV:120:ILE:O	2.52	0.42
34:BN:26:LEU:HD12	34:BN:26:LEU:O	2.19	0.42
33:DI:25:TYR:HE1	33:DI:30:LEU:HD21	1.84	0.42
42:BV:69:LYS:HG3	42:BV:70:ILE:N	2.33	0.42
28:BD:202:LYS:CG	28:BD:203:ASN:H	2.31	0.42
28:BD:203:ASN:O	28:BD:204:ILE:C	2.58	0.42
22:AV:125:PRO:HD2	22:AV:128:VAL:CG1	2.48	0.42
25:BA:36:G:N3	25:BA:450:G:O2'	2.52	0.42
25:DA:2578:G:N7	29:DE:140:SER:HB2	2.34	0.42
31:DG:5:VAL:O	31:DG:8:LYS:N	2.52	0.42
1:CA:347:G:C2	1:CA:348:G:C8	3.07	0.42
25:DA:2094:G:OP2	33:DI:22:LYS:HD2	2.18	0.42

Continued on next page...

Continued from previous page...

Atom-1	Atom-2	Interatomic distance (Å)	Clash overlap (Å)
55:D8:14:VAL:HG23	55:D8:24:ALA:HB2	2.01	0.42
1:AA:868:C:O2'	1:AA:869:G:H5'	2.19	0.42
37:DQ:31:ASP:OD2	37:DQ:107:ALA:HA	2.19	0.42
27:DC:50:ILE:HD11	27:DC:170:GLY:HA2	2.01	0.42
25:DA:1326:U:O5'	25:DA:1326:U:H6	2.01	0.42
25:DA:1949:G:H2'	25:DA:1950:G:O4'	2.19	0.42
52:D5:41:PRO:HG2	52:D5:44:THR:CG2	2.49	0.42
25:BA:825:C:C2'	36:BP:55:ARG:HD3	2.49	0.42
39:BS:34:HIS:NE2	39:BS:54:LEU:HG	2.33	0.42
1:AA:1251:A:H2'	1:AA:1252:A:O4'	2.18	0.42
1:AA:1352:C:H2'	1:AA:1353:G:C8	2.54	0.42
9:AI:42:ARG:NH1	9:AI:42:ARG:HG2	2.33	0.42
46:DZ:84:HIS:HE1	46:DZ:86:ASP:OD2	2.02	0.42
2:CB:29:ALA:HA	2:CB:32:ILE:CD1	2.36	0.42
2:CB:67:THR:HA	2:CB:90:MET:SD	2.59	0.42
25:DA:1000:A:H62	25:DA:1154:G:H2'	1.84	0.42
25:DA:1141:U:C5	34:DN:64:GLY:HA3	2.54	0.42
41:DU:98:LEU:HB2	41:DU:106:PHE:HB2	2.02	0.42
41:DU:93:LYS:O	41:DU:96:ALA:HB3	2.20	0.42
41:DU:92:ARG:HD3	41:DU:94:ASN:HB3	2.00	0.42
42:DV:49:THR:HB	42:DV:50:PRO:HD3	1.98	0.42
42:DV:15:GLU:O	42:DV:96:ILE:HG21	2.19	0.42
25:DA:952:G:C6	25:DA:966:G:C6	3.07	0.42
37:DQ:12:GLN:HE21	37:DQ:72:LYS:NZ	2.18	0.42
19:CS:63:THR:HG22	19:CS:66:MET:CE	2.50	0.42
1:CA:1354:C:H2'	1:CA:1355:G:H8	1.84	0.42
7:CG:50:ILE:CD1	7:CG:121:ALA:HB1	2.45	0.42
7:CG:146:GLU:OE2	7:CG:149:ARG:HD2	2.19	0.42
1:CA:1346:A:C5'	9:CI:120:ARG:HH12	2.33	0.42
22:CV:170:VAL:C	22:CV:184:ALA:HB3	2.38	0.42
19:AS:60:VAL:HG21	19:AS:74:PHE:HB3	2.01	0.42
53:B6:44:ARG:HA	53:B6:44:ARG:HD3	1.80	0.42
3:AC:50:ALA:HB1	3:AC:72:LYS:O	2.20	0.42
30:DF:126:VAL:O	30:DF:127:GLU:HB2	2.18	0.42
30:DF:3:GLU:HG3	30:DF:19:GLU:HB2	2.00	0.42
3:CC:89:GLU:OE2	3:CC:93:LYS:HD2	2.19	0.42
25:DA:1108:U:H2'	25:DA:1109:C:C5'	2.42	0.42
1:AA:20:U:O2'	1:AA:21:G:H5'	2.19	0.42
25:DA:631:A:O2'	36:DP:67:MET:HB3	2.18	0.42
53:B6:19:ARG:HB3	53:B6:19:ARG:HE	1.71	0.42
8:CH:5:PRO:O	8:CH:8:ASP:HB3	2.19	0.42

Continued on next page...

Continued from previous page...

Atom-1	Atom-2	Interatomic distance (Å)	Clash overlap (Å)
28:BD:30:GLU:HB3	28:BD:83:GLU:OE1	2.19	0.42
2:AB:163:PHE:CE2	2:AB:185:ILE:HG22	2.54	0.42
1:AA:266:G:H5'	1:AA:267:C:C5	2.54	0.42
25:DA:275:G:C8	25:DA:276:A:O4'	2.72	0.42
29:BE:47:VAL:HG12	29:BE:49:LEU:HD12	2.02	0.42
13:AM:66:LEU:HA	13:AM:70:LEU:CB	2.49	0.42
43:DW:71:VAL:HG12	43:DW:71:VAL:O	2.19	0.42
25:BA:2393:A:H5'	36:BP:62:LEU:HD12	2.01	0.42
3:CC:71:ALA:HB2	3:CC:115:LEU:HD11	2.01	0.42
25:DA:2839:G:H4'	38:DR:49:ASP:CB	2.48	0.42
49:D2:53:LEU:O	49:D2:53:LEU:HD23	2.18	0.42
25:BA:674:G:H1'	30:BF:74:ARG:CD	2.46	0.42
30:BF:54:ARG:HG2	30:BF:54:ARG:O	2.19	0.42
30:BF:65:TRP:HB2	30:BF:66:PRO:HD2	2.01	0.42
37:BQ:63:LYS:NZ	37:BQ:63:LYS:CB	2.82	0.42
25:DA:638:G:C4	25:DA:639:U:C5	3.08	0.42
52:B5:40:LYS:HB2	52:B5:40:LYS:HZ2	1.84	0.42
52:B5:55:ARG:O	52:B5:56:LYS:O	2.37	0.42
39:DS:28:VAL:HG12	39:DS:36:TYR:O	2.19	0.42
1:AA:1206:G:O4'	3:AC:194:GLY:N	2.52	0.42
16:AP:17:TYR:N	16:AP:17:TYR:HD1	2.16	0.42
34:DN:128:HIS:NE2	34:DN:134:ARG:HG2	2.35	0.42
30:BF:8:GLN:HG2	30:BF:126:VAL:HG12	2.01	0.42
3:AC:121:ALA:CA	3:AC:198:VAL:HG21	2.49	0.42
33:BI:112:LYS:N	33:BI:114:LEU:HD12	2.33	0.42
1:AA:662:G:O2'	1:AA:836:G:C5'	2.67	0.42
27:BC:36:ALA:HB3	27:BC:40:GLU:OE1	2.20	0.42
28:BD:70:TRP:CZ2	28:BD:150:LYS:HA	2.49	0.42
55:D8:32:LEU:HD12	55:D8:36:LYS:HZ1	1.84	0.42
55:D8:37:SER:C	55:D8:39:LYS:N	2.72	0.42
25:BA:2846:G:H2'	25:BA:2847:U:C6	2.54	0.42
13:CM:49:THR:HG22	13:CM:50:GLU:N	2.34	0.42
1:AA:445:G:C6	1:AA:490:G:C6	3.07	0.42
19:AS:62:ILE:HA	19:AS:66:MET:SD	2.58	0.42
18:CR:53:ARG:HH21	18:CR:60:ALA:N	2.17	0.42
25:DA:1496:A:H8	25:DA:1577:C:HO2'	1.51	0.42
16:CP:8:ARG:NH2	16:CP:15:PRO:HG3	2.33	0.42
25:BA:92:A:H2'	25:BA:93:G:C8	2.54	0.42
27:BC:76:LEU:HD23	27:BC:111:PHE:HE1	1.85	0.42
25:BA:411:G:O2'	36:BP:72:PRO:HG3	2.19	0.42
25:BA:877:U:H1'	25:BA:900:A:N6	2.34	0.42

Continued on next page...

Continued from previous page...

Atom-1	Atom-2	Interatomic distance (Å)	Clash overlap (Å)
40:DT:136:GLN:HG3	40:DT:137:LYS:HG2	2.00	0.42
48:D1:80:LEU:HD13	48:D1:82:LEU:HD13	2.01	0.42
1:CA:278:G:N2	17:CQ:95:TYR:HB3	2.33	0.42
2:AB:178:ARG:NH1	2:AB:178:ARG:CG	2.79	0.42
35:BO:48:PRO:HB3	35:BO:49:ARG:NH1	2.34	0.42
26:BB:66:A:C4	26:BB:109:C:C5	3.07	0.42
34:BN:133:GLN:O	34:BN:134:ARG:CB	2.66	0.42
1:AA:59:A:N3	1:AA:59:A:H2'	2.35	0.42
1:AA:515:G:C2	1:AA:537:G:C6	3.07	0.42
40:BT:24:PRO:HA	40:BT:49:VAL:O	2.20	0.42
25:DA:1257:C:O2	30:DF:84:VAL:HG23	2.20	0.42
19:CS:6:LYS:HG2	19:CS:7:LYS:HE2	2.01	0.42
30:DF:54:ARG:HG3	30:DF:54:ARG:HH11	1.84	0.42
32:DH:103:LEU:O	32:DH:114:VAL:HG13	2.18	0.42
1:AA:792:A:H4'	1:AA:793:U:C5'	2.49	0.42
17:AQ:13:ASP:OD1	17:AQ:13:ASP:O	2.37	0.42
32:BH:98:LEU:HB2	32:BH:125:VAL:HG21	2.00	0.42
25:DA:1739:U:O2	25:DA:1739:U:H2'	2.18	0.42
1:CA:936:C:H2'	1:CA:937:A:O4'	2.18	0.42
1:CA:602:A:C2	1:CA:637:G:C2	3.07	0.42
1:AA:307:C:C6	1:AA:308:C:C5	3.07	0.42
25:DA:235:U:C2	25:DA:236:C:C5	3.07	0.42
34:BN:89:LYS:HB3	34:BN:89:LYS:HZ2	1.84	0.42
1:AA:36:C:C4	1:AA:37:U:C4	3.07	0.42
15:AO:8:LYS:O	15:AO:9:GLN:C	2.57	0.42
2:AB:101:MET:O	2:AB:105:PHE:CA	2.67	0.42
35:BO:93:PRO:HB3	35:BO:114:ILE:HD11	2.02	0.42
25:DA:2755:C:C4	56:D9:19:ARG:NH1	2.88	0.42
25:DA:2465:C:O3'	56:D9:5:ALA:HB3	2.18	0.42
1:AA:439:A:C5	1:AA:441:A:H1'	2.54	0.42
33:DI:119:PRO:O	33:DI:120:ILE:O	2.37	0.42
25:DA:1417:C:H1'	25:DA:1586:A:H62	1.83	0.42
49:D2:23:LYS:HE2	49:D2:23:LYS:HB3	1.77	0.42
51:D4:43:GLY:C	51:D4:45:GLY:N	2.72	0.42
25:DA:869:G:H2'	25:DA:870:A:C8	2.53	0.42
1:AA:1097:C:O2'	1:AA:1098:C:H5'	2.18	0.42
39:DS:48:LEU:HD12	39:DS:48:LEU:H	1.83	0.42
39:DS:49:VAL:HG11	39:DS:73:LEU:HD23	2.01	0.42
46:BZ:135:PHE:C	46:BZ:136:ILE:HG13	2.39	0.42
1:AA:247:G:C2	1:AA:248:C:C6	3.07	0.42
41:BU:10:ARG:HG2	41:BU:14:HIS:CD2	2.54	0.42

Continued on next page...

Continued from previous page...

Atom-1	Atom-2	Interatomic distance (Å)	Clash overlap (Å)
1:CA:358:U:O2'	1:CA:359:U:H5'	2.19	0.42
23:AW:59:A:H2'	23:AW:60:U:H5'	2.01	0.42
25:BA:2192:G:C2'	25:BA:2193:G:H5''	2.48	0.42
26:BB:75:G:N1	26:BB:103:G:N2	2.68	0.42
25:DA:1368:G:OP1	54:D7:28:ARG:NH2	2.51	0.42
18:CR:39:VAL:O	18:CR:40:LEU:C	2.58	0.42
25:BA:1682:G:OP1	25:BA:1699:G:N1	2.51	0.42
1:AA:1168:A:H8	1:AA:1168:A:OP1	2.01	0.42
25:DA:2006:C:H6	25:DA:2006:C:O5'	2.02	0.42
8:AH:38:ILE:HD11	8:AH:118:VAL:O	2.19	0.42
25:BA:799:G:C6	25:BA:800:A:C6	3.07	0.42
40:BT:8:LYS:HB3	40:BT:8:LYS:HE2	1.78	0.42
1:AA:1353:G:O2'	1:AA:1354:C:H5'	2.19	0.42
3:AC:11:ARG:HH21	3:AC:180:ALA:HB3	1.85	0.42
7:AG:121:ALA:O	7:AG:122:HIS:C	2.57	0.42
9:AI:117:HIS:C	9:AI:118:LYS:HG3	2.40	0.42
42:DV:2:PHE:HB3	42:DV:42:GLY:N	2.34	0.42
42:DV:34:GLU:HA	42:DV:58:VAL:HA	2.02	0.42
46:DZ:13:LYS:N	46:DZ:14:PRO:HD3	2.34	0.42
25:BA:1106:G:C4	25:BA:1107:G:N7	2.87	0.42
25:BA:1109:C:H5''	25:BA:1110:G:OP2	2.19	0.42
1:CA:1240:U:C4	7:CG:32:ARG:HD3	2.54	0.42
7:CG:54:THR:CG2	7:CG:56:GLN:HG2	2.49	0.42
9:CI:10:ARG:HD3	9:CI:75:ASP:HB3	2.01	0.42
13:CM:108:ARG:HH22	13:CM:114:ARG:HA	1.84	0.42
41:BU:90:VAL:O	41:BU:92:ARG:CD	2.61	0.42
51:D4:53:THR:O	51:D4:54:LYS:HG2	2.19	0.42
31:DG:118:ARG:C	31:DG:181:ARG:HH21	2.23	0.42
1:AA:1319:A:C5	1:AA:1323:G:C4	3.08	0.42
1:AA:954:G:H2'	1:AA:955:U:C6	2.54	0.42
1:AA:1320:C:H41	19:AS:37:ARG:HB3	1.83	0.42
45:DY:11:ASP:N	45:DY:28:LYS:HZ1	2.17	0.42
29:DE:32:PRO:HA	29:DE:90:THR:HA	2.01	0.42
35:BO:77:ILE:HG23	35:BO:77:ILE:O	2.18	0.42
25:DA:1201:C:C2	25:DA:1245:G:C2	3.07	0.42
25:DA:2402:C:H2'	25:DA:2403:C:O5'	2.20	0.42
25:DA:2403:C:C4	25:DA:2415:G:C2	3.07	0.42
31:BG:66:GLN:O	31:BG:67:LYS:C	2.57	0.42
25:BA:542:C:C2'	25:BA:543:C:H5'	2.46	0.42
36:BP:88:LEU:C	36:BP:90:ARG:H	2.22	0.42
32:DH:157:TYR:O	32:DH:158:HIS:CB	2.67	0.42

Continued on next page...

Continued from previous page...

Atom-1	Atom-2	Interatomic distance (Å)	Clash overlap (Å)
20:CT:20:LEU:O	20:CT:21:LYS:C	2.57	0.42
55:B8:34:TRP:CG	55:B8:35:GLN:N	2.87	0.42
4:AD:105:VAL:HG13	4:AD:110:PHE:HB2	2.02	0.42
11:AK:111:ASP:CA	18:AR:84:LYS:HE3	2.49	0.42
4:AD:35:ARG:O	4:AD:37:PRO:HD3	2.19	0.42
4:AD:54:TYR:O	4:AD:55:ALA:C	2.58	0.42
5:AE:99:GLY:O	5:AE:101:ILE:HD13	2.18	0.42
34:DN:118:LYS:C	34:DN:120:LEU:N	2.72	0.42
25:DA:2839:G:H5'	38:DR:46:GLY:HA3	2.01	0.42
25:DA:827:U:O2	25:DA:2246:G:H4'	2.19	0.42
27:BC:117:THR:OG1	27:BC:120:VAL:HG22	2.19	0.42
31:DG:51:ARG:HE	31:DG:51:ARG:CA	2.27	0.42
36:DP:101:VAL:HG23	36:DP:102:ARG:N	2.33	0.42
39:DS:33:LYS:C	39:DS:34:HIS:HD2	2.23	0.42
39:DS:61:ASN:O	39:DS:62:LYS:CB	2.66	0.42
5:CE:107:ARG:CG	5:CE:108:ALA:N	2.82	0.42
28:DD:210:GLY:HA2	28:DD:213:ARG:CG	2.49	0.42
12:AL:38:ARG:CB	12:AL:38:ARG:CZ	2.97	0.42
12:CL:99:ARG:HD2	12:CL:99:ARG:HA	1.81	0.42
20:AT:30:LYS:CE	20:AT:30:LYS:O	2.60	0.42
1:CA:613:C:H2'	1:CA:614:A:O4'	2.20	0.42
1:AA:623:C:H2'	1:AA:624:C:H6	1.84	0.42
43:DW:37:ARG:HG3	43:DW:37:ARG:NH1	2.34	0.42
43:DW:59:VAL:CG1	43:DW:59:VAL:O	2.65	0.42
25:DA:1224:C:H2'	25:DA:1225:G:O4'	2.20	0.42
25:DA:1028:A:N6	25:DA:1125:G:H2'	2.33	0.42
26:DB:70:C:O2'	26:DB:71:C:H5'	2.19	0.42
25:BA:1394:U:H3'	25:BA:1395:A:C5'	2.49	0.42
36:DP:147:LEU:O	36:DP:148:LEU:HB2	2.19	0.42
1:AA:1104:G:H2'	1:AA:1105:A:H8	1.85	0.42
25:BA:280:C:N4	25:BA:360:G:H1	2.17	0.42
7:AG:111:ARG:HE	7:AG:123:GLU:HB2	1.85	0.42
45:DY:88:LYS:O	45:DY:89:PHE:HB3	2.20	0.42
9:AI:20:ARG:HG3	9:AI:20:ARG:HH11	1.85	0.42
55:B8:53:PRO:HG2	55:B8:54:GLU:H	1.85	0.42
51:B4:50:THR:OG1	51:B4:51:TYR:N	2.52	0.42
38:BR:48:VAL:O	38:BR:49:ASP:C	2.58	0.42
31:BG:16:ARG:HD3	31:BG:16:ARG:HA	1.73	0.42
1:AA:1124:G:C1'	10:AJ:38:ILE:HG21	2.49	0.42
6:AF:29:ALA:O	6:AF:30:LEU:C	2.57	0.42
29:DE:9:VAL:HG11	29:DE:25:VAL:HG12	2.00	0.42

Continued on next page...

Continued from previous page...

Atom-1	Atom-2	Interatomic distance (Å)	Clash overlap (Å)
1:AA:600:C:H2'	1:AA:601:C:C6	2.55	0.42
11:AK:44:SER:O	11:AK:46:GLY:N	2.52	0.42
25:BA:322:A:OP2	30:BF:169:ASN:HB2	2.19	0.42
25:DA:2758:A:H2'	25:DA:2759:G:H5''	2.02	0.42
11:AK:88:GLY:C	11:AK:90:GLY:N	2.73	0.42
29:BE:54:GLN:HB2	29:BE:55:ASN:H	1.49	0.42
39:DS:78:LEU:C	39:DS:80:LEU:H	2.22	0.42
30:DF:68:LYS:HD2	30:DF:68:LYS:HA	1.82	0.42
35:BO:38:VAL:HG12	35:BO:39:ILE:N	2.33	0.42
5:CE:127:ASN:HB3	5:CE:130:ASN:HB2	2.01	0.42
1:AA:486:U:O2'	1:AA:487:A:H5'	2.18	0.42
43:BW:76:VAL:HG21	43:BW:101:SER:HB3	2.01	0.42
1:AA:308:C:H2'	1:AA:309:G:C8	2.55	0.42
50:B3:6:VAL:CG2	50:B3:28:LEU:HD11	2.49	0.42
12:AL:123:LYS:CD	12:AL:124:GLU:N	2.82	0.42
1:CA:153:C:H2'	1:CA:154:C:H6	1.84	0.42
25:BA:899:A:H2'	25:BA:899:A:N3	2.33	0.42
3:AC:189:ALA:O	3:AC:190:ARG:C	2.57	0.42
25:BA:84:A:H5''	45:BY:9:LYS:HE3	2.02	0.42
27:DC:48:LEU:HD11	27:DC:172:ILE:HB	2.00	0.42
37:DQ:119:ARG:HG2	37:DQ:119:ARG:NH1	2.35	0.42
25:BA:746:A:C5	25:BA:2611:U:H5''	2.54	0.42
44:BX:57:LEU:HD12	44:BX:57:LEU:O	2.19	0.42
6:AF:99:ALA:HB2	18:AR:31:LEU:HD13	2.01	0.42
1:CA:885:G:O2'	1:CA:886:G:H5'	2.18	0.42
37:DQ:110:THR:HG23	37:DQ:113:GLN:OE1	2.19	0.42
25:BA:2744:G:C2	25:BA:2761:G:C4	3.07	0.42
25:BA:2457:U:C2'	25:BA:2458:G:H5'	2.50	0.42
25:DA:738:G:O2'	25:DA:739:G:H5'	2.19	0.42
25:BA:2004:G:C2'	25:BA:2005:A:H5'	2.50	0.42
25:DA:2578:G:H4'	25:DA:2578:G:OP2	2.18	0.42
25:BA:1972:A:O2'	25:BA:1973:G:H5'	2.19	0.42
18:CR:39:VAL:O	18:CR:42:ARG:HB2	2.20	0.42
28:DD:7:LYS:HA	28:DD:8:PRO:HD3	1.76	0.42
19:AS:78:ARG:O	19:AS:79:THR:CB	2.68	0.42
36:BP:14:LYS:C	36:BP:15:ARG:HG3	2.40	0.42
25:BA:239:U:H2'	25:BA:240:G:O4'	2.19	0.42
25:DA:1902:C:C2'	25:DA:1903:G:O5'	2.67	0.42
32:BH:25:LYS:CB	32:BH:32:GLU:OE2	2.68	0.42
50:D3:8:LEU:HD12	50:D3:31:LEU:CA	2.35	0.42
41:DU:88:ILE:CD1	41:DU:88:ILE:O	2.62	0.42

Continued on next page...

Continued from previous page...

Atom-1	Atom-2	Interatomic distance (Å)	Clash overlap (Å)
41:DU:90:VAL:HA	42:DV:11:GLN:OE1	2.20	0.42
19:CS:66:MET:O	19:CS:66:MET:HG3	2.20	0.42
25:BA:774:A:C2	25:BA:787:U:O2'	2.62	0.42
20:AT:98:PRO:C	20:AT:100:ILE:H	2.21	0.42
7:CG:108:ALA:C	7:CG:110:GLN:H	2.21	0.42
1:CA:1286:A:H2	21:CU:18:TYR:HH	1.67	0.42
25:BA:1000:A:H8	25:BA:1000:A:H5'	1.84	0.42
41:BU:62:ILE:HD13	41:BU:93:LYS:HG2	2.01	0.42
41:BU:94:ASN:O	41:BU:97:ASP:HB3	2.19	0.42
42:BV:39:LEU:HA	42:BV:47:VAL:HG11	2.00	0.42
42:BV:45:THR:O	42:BV:46:VAL:C	2.58	0.42
1:AA:382:A:C4	1:AA:383:A:N7	2.88	0.42
31:DG:125:PHE:HB2	31:DG:126:ASP:H	1.56	0.42
1:AA:1265:G:N2	1:AA:1271:G:H1'	2.35	0.42
25:BA:1171:G:O6	25:BA:1178:C:N4	2.53	0.42
1:AA:188:C:H4'	20:AT:89:ARG:NH1	2.34	0.42
3:AC:42:LEU:O	3:AC:45:LYS:HB2	2.20	0.42
10:AJ:47:PHE:CZ	10:AJ:65:LEU:HB2	2.49	0.42
25:DA:661:C:H4'	36:DP:16:ARG:HH12	1.84	0.42
30:DF:202:PHE:CD1	30:DF:202:PHE:C	2.93	0.42
1:AA:1128:C:H5''	9:AI:16:ARG:NH2	2.25	0.42
25:DA:1109:C:N4	25:DA:1110:G:H21	2.13	0.42
25:DA:1115:G:H2'	25:DA:1116:C:C6	2.54	0.42
1:AA:922:G:H4'	5:AE:20:GLN:HA	2.00	0.42
25:BA:275:G:C8	25:BA:275:G:H3'	2.55	0.42
13:AM:3:ARG:HB3	13:AM:7:VAL:CA	2.45	0.42
53:B6:20:ASN:C	53:B6:21:TYR:CG	2.92	0.42
36:BP:125:VAL:CG2	36:BP:125:VAL:O	2.66	0.42
50:D3:12:PRO:HD2	50:D3:13:ILE:HD12	2.01	0.42
25:BA:1850:G:H2'	25:BA:1851:U:C6	2.55	0.42
13:CM:14:ARG:O	13:CM:15:VAL:C	2.57	0.42
3:CC:52:LEU:CD1	3:CC:55:VAL:HG22	2.37	0.42
5:AE:110:LEU:O	5:AE:115:VAL:HG23	2.20	0.42
25:BA:1827:C:H2'	25:BA:1828:G:C5'	2.49	0.42
1:CA:1113:C:H2'	1:CA:1114:C:H6	1.84	0.42
3:CC:8:ILE:C	3:CC:10:PHE:H	2.22	0.42
3:CC:5:ILE:HG23	10:CJ:51:ARG:HH12	1.84	0.42
10:CJ:63:PHE:HA	14:CN:59:ALA:H	1.84	0.42
14:CN:42:ILE:O	14:CN:46:GLU:HB2	2.20	0.42
46:DZ:149:LEU:O	46:DZ:149:LEU:HD22	2.19	0.42
1:CA:1001:A:N3	1:CA:1001:A:C2'	2.82	0.42

Continued on next page...

Continued from previous page...

Atom-1	Atom-2	Interatomic distance (Å)	Clash overlap (Å)
25:DA:2803:C:H2'	25:DA:2804:C:C4	2.54	0.42
28:DD:158:ALA:HB3	28:DD:161:THR:CG2	2.49	0.42
8:AH:63:LEU:CB	8:AH:65:TYR:CE1	2.98	0.42
49:D2:63:VAL:HA	49:D2:66:GLU:CD	2.40	0.42
25:DA:74:A:C5'	25:DA:75:G:O4'	2.68	0.42
25:BA:1020:A:C2	25:BA:1141:U:C2	3.07	0.42
7:AG:150:ALA:O	11:AK:57:THR:HG21	2.19	0.42
25:BA:607:U:OP1	30:BF:103:LYS:HG3	2.19	0.42
1:AA:295:C:H2'	1:AA:296:U:O4'	2.19	0.42
25:DA:1523:U:H2'	25:DA:1524:G:C8	2.50	0.42
20:CT:91:LEU:C	20:CT:93:GLU:N	2.73	0.42
1:AA:727:G:C6	1:AA:731:G:C6	3.07	0.42
1:AA:731:G:O2'	1:AA:732:C:H5'	2.19	0.42
53:B6:8:LYS:O	53:B6:9:LEU:CB	2.55	0.42
5:AE:53:LEU:N	5:AE:53:LEU:HD12	2.34	0.42
20:CT:72:LEU:HD21	20:CT:77:ALA:CA	2.49	0.42
16:AP:20:VAL:HG23	16:AP:34:GLU:C	2.39	0.42
25:DA:1126:A:H4'	25:DA:1127:A:C5'	2.49	0.42
26:DB:17:C:H2'	26:DB:18:G:O4'	2.20	0.42
19:AS:62:ILE:HD12	19:AS:66:MET:SD	2.58	0.42
19:AS:62:ILE:CG1	19:AS:63:THR:N	2.82	0.42
18:AR:86:VAL:CG1	18:AR:87:ARG:N	2.82	0.42
18:CR:22:VAL:O	18:CR:23:LYS:C	2.58	0.42
25:DA:389:G:H22	36:DP:72:PRO:CD	2.20	0.42
46:DZ:175:PRO:HB2	46:DZ:176:PRO:CD	2.43	0.42
25:BA:876:C:O5'	25:BA:876:C:H6	2.02	0.42
1:CA:877:C:H1'	8:CH:3:THR:OG1	2.18	0.42
25:BA:2762:G:H3'	25:BA:2763:G:H5'	2.00	0.42
16:CP:33:ILE:HD13	16:CP:33:ILE:N	2.34	0.42
25:DA:539:G:H2'	25:DA:540:C:C6	2.55	0.42
38:BR:53:HIS:CG	38:BR:53:HIS:O	2.72	0.42
27:DC:120:VAL:O	27:DC:124:VAL:N	2.48	0.42
22:AV:70:LEU:HD11	22:AV:119:PRO:HG2	2.01	0.42
27:BC:141:PRO:O	27:BC:144:GLY:N	2.52	0.42
35:BO:44:LYS:O	35:BO:45:GLU:HB3	2.19	0.42
1:AA:79:G:N2	1:AA:91:C:C5	2.87	0.42
11:AK:29:ILE:CD1	11:AK:44:SER:HB3	2.43	0.42
25:DA:2496:C:P	37:DQ:82:ARG:HB2	2.58	0.42
27:BC:182:PRO:CG	27:BC:185:LYS:HD2	2.49	0.42
1:CA:271:C:H2'	1:CA:272:C:C6	2.54	0.42
5:CE:127:ASN:O	5:CE:128:PRO:C	2.57	0.42

Continued on next page...

Continued from previous page...

Atom-1	Atom-2	Interatomic distance (Å)	Clash overlap (Å)
25:BA:2353:G:H1	25:BA:2364:C:H42	1.67	0.42
25:DA:1204:A:H61	25:DA:1240:U:H2'	1.84	0.42
25:DA:1596:A:O2'	25:DA:1597:A:H5'	2.19	0.42
40:BT:53:ARG:CG	40:BT:53:ARG:NH1	2.82	0.42
35:DO:68:GLU:HG2	35:DO:68:GLU:O	2.18	0.42
40:BT:13:ARG:CZ	40:BT:13:ARG:N	2.83	0.42
25:BA:2020:A:O2'	25:BA:2021:C:H5'	2.18	0.42
31:DG:27:ASN:C	31:DG:29:TRP:H	2.21	0.42
34:BN:51:PHE:CZ	34:BN:119:ARG:CD	3.02	0.42
25:BA:2063:C:C5	25:BA:2064:C:C5	3.08	0.42
44:BX:64:LYS:HE2	44:BX:64:LYS:HB3	1.71	0.42
26:DB:95:C:H2'	26:DB:96:U:C6	2.54	0.42
15:CO:66:LEU:N	15:CO:66:LEU:HD12	2.34	0.42
1:CA:20:U:C2'	1:CA:21:G:H5'	2.50	0.42
25:DA:378:C:C2'	25:DA:379:G:H5'	2.48	0.42
25:BA:1641:A:H2'	25:BA:1642:G:O4'	2.19	0.42
22:CV:41:PHE:N	22:CV:41:PHE:HD1	2.16	0.42
20:CT:56:MET:HG3	20:CT:84:LEU:HD12	2.01	0.42
30:BF:144:LYS:C	30:BF:146:ALA:H	2.23	0.42
37:DQ:79:LEU:HD22	37:DQ:80:GLU:HG2	2.00	0.42
15:AO:40:SER:O	15:AO:44:LYS:HB2	2.19	0.42
39:BS:51:ALA:O	39:BS:69:VAL:CG2	2.68	0.42
15:CO:3:ILE:HG23	15:CO:38:ARG:NH1	2.34	0.42
5:CE:101:ILE:HD11	5:CE:119:LEU:CD2	2.50	0.42
25:BA:2748:A:C6	25:BA:2749:A:C5	3.08	0.42
8:AH:41:ARG:O	8:AH:41:ARG:HD2	2.18	0.42
25:DA:1221(A):C:O2'	25:DA:1222:C:H5'	2.19	0.42
2:CB:79:ASP:C	2:CB:81:VAL:H	2.22	0.42
1:CA:1023:G:H2'	1:CA:1023:G:N3	2.34	0.42
25:DA:2862:G:C6	25:DA:2863:C:C4	3.08	0.42
23:CW:49:G:H1	23:CW:65:C:H42	1.67	0.42
25:DA:2047:U:O2'	25:DA:2048:G:H5'	2.19	0.42
25:BA:822:U:H2'	25:BA:823:G:C8	2.55	0.42
19:CS:28:LYS:HB3	19:CS:29:ARG:H	1.58	0.42
25:BA:565:C:H2'	25:BA:566:U:O4'	2.19	0.42
30:BF:158:THR:OG1	30:BF:160:ASN:N	2.51	0.42
25:DA:462:C:C4	25:DA:463:G:N7	2.87	0.42
41:DU:39:LEU:HD23	41:DU:39:LEU:HA	1.85	0.42
28:BD:61:LEU:HA	28:BD:61:LEU:HD13	1.79	0.42
25:DA:1830:C:O5'	25:DA:1830:C:H6	2.02	0.42
27:DC:55:SER:C	27:DC:57:GLN:N	2.72	0.42

Continued on next page...

Continued from previous page...

Atom-1	Atom-2	Interatomic distance (Å)	Clash overlap (Å)
56:D9:11:CYS:HB2	56:D9:14:CYS:H	1.85	0.42
36:BP:47:ASP:HB3	36:BP:48:PRO:O	2.19	0.42
39:BS:30:ARG:HD2	39:BS:30:ARG:HA	1.91	0.42
40:BT:8:LYS:C	40:BT:10:VAL:N	2.72	0.42
46:DZ:162:LEU:O	46:DZ:163:ALA:HB2	2.20	0.42
2:CB:167:PRO:O	2:CB:171:ALA:N	2.52	0.42
25:DA:948:G:C2	25:DA:949:C:C2	3.08	0.42
19:CS:66:MET:HA	19:CS:69:HIS:HD2	1.85	0.42
25:BA:1491:G:O2'	28:BD:101:GLU:HB2	2.20	0.42
25:BA:2206:G:N2	25:BA:2207:G:C5'	2.60	0.42
9:CI:120:ARG:O	9:CI:122:ALA:N	2.52	0.42
9:CI:45:ALA:O	9:CI:78:LYS:NZ	2.52	0.42
9:CI:16:ARG:HB2	9:CI:64:THR:HG23	2.01	0.42
41:BU:58:ARG:HH11	41:BU:58:ARG:HG2	1.83	0.42
42:BV:46:VAL:O	42:BV:47:VAL:HG13	2.19	0.42
45:DY:8:LYS:HB3	45:DY:9:LYS:H	1.40	0.42
1:AA:184:G:O2'	1:AA:185:A:H5'	2.19	0.42
16:AP:58:TYR:HD1	16:AP:58:TYR:C	2.20	0.42
20:AT:87:LYS:HA	20:AT:87:LYS:HD2	1.67	0.42
25:BA:2368:C:O2'	25:BA:2369:A:H5'	2.20	0.42
3:AC:39:ILE:HA	3:AC:42:LEU:CD1	2.49	0.42
3:AC:92:ALA:CB	3:AC:99:VAL:HG21	2.26	0.42
25:DA:1247:A:C2	25:DA:1249:U:C6	3.08	0.42
30:DF:123:LEU:HD12	30:DF:124:LEU:H	1.85	0.42
30:DF:34:TRP:CE3	30:DF:35:GLU:HG3	2.54	0.42
30:DF:8:GLN:O	30:DF:9:ILE:C	2.58	0.42
36:BP:16:ARG:CB	36:BP:16:ARG:NH1	2.71	0.42
29:DE:8:LYS:HE3	29:DE:188:VAL:CG1	2.49	0.42
25:BA:2404:C:C2'	25:BA:2405:G:H5'	2.49	0.42
36:BP:111:ARG:NH2	36:BP:111:ARG:HG3	2.34	0.42
28:BD:31:LYS:HD3	28:BD:94:LEU:HD11	2.00	0.42
28:BD:26:LYS:NZ	28:BD:82:ILE:CB	2.82	0.42
46:BZ:94:PRO:HB3	46:BZ:126:LYS:HG2	2.00	0.42
8:CH:82:HIS:HB3	8:CH:138:TRP:CE2	2.54	0.42
29:BE:52:LEU:O	29:BE:75:VAL:N	2.48	0.42
35:BO:13:ASN:ND2	35:BO:97:ARG:CB	2.83	0.42
55:B8:17:THR:CG2	55:B8:23:VAL:HG23	2.50	0.42
3:CC:47:LEU:HD21	3:CC:68:VAL:CG1	2.34	0.42
25:DA:2821:A:H2'	25:DA:2822:G:O4'	2.19	0.42
1:AA:1152:A:H5''	10:AJ:13:HIS:CB	2.30	0.42
4:AD:7:PRO:CB	4:AD:10:ARG:HD2	2.36	0.42

Continued on next page...

Continued from previous page...

Atom-1	Atom-2	Interatomic distance (Å)	Clash overlap (Å)
3:CC:64:VAL:O	3:CC:65:ALA:C	2.57	0.42
3:CC:92:ALA:HB2	3:CC:99:VAL:CG2	2.48	0.42
14:CN:57:ARG:HG2	14:CN:58:LYS:H	1.84	0.42
40:DT:51:ARG:HG2	40:DT:52:ILE:N	2.34	0.42
25:DA:6:A:H2	25:DA:7:G:C4	2.36	0.42
1:CA:975:A:H5'	1:CA:975:A:H8	1.85	0.42
49:D2:49:LYS:O	49:D2:53:LEU:HB2	2.19	0.42
31:DG:48:GLU:C	31:DG:50:ALA:N	2.70	0.42
45:DY:99:CYS:O	45:DY:100:ALA:HB2	2.19	0.42
1:CA:1027:C:H2'	1:CA:1028:C:C6	2.53	0.42
10:CJ:94:VAL:HG12	10:CJ:95:GLU:N	2.34	0.42
30:BF:45:ARG:HD3	30:BF:97:TYR:CG	2.54	0.42
33:BI:130:TYR:O	33:BI:135:GLU:HB3	2.19	0.42
1:CA:80:G:H1	1:CA:90:U:C4'	2.21	0.42
1:CA:187:C:O2'	20:CT:89:ARG:NH2	2.53	0.42
20:CT:90:GLN:HA	20:CT:93:GLU:OE2	2.18	0.42
25:DA:27:G:O2'	25:DA:28:A:P	2.77	0.42
25:DA:27:G:C2'	25:DA:28:A:OP2	2.66	0.42
25:DA:2481:G:O2'	25:DA:2482:G:P	2.77	0.42
1:CA:652:U:O4	1:CA:752:G:O2'	2.26	0.42
25:DA:328:U:O2'	45:DY:70:SER:HB3	2.20	0.42
55:D8:32:LEU:HB2	55:D8:36:LYS:NZ	2.35	0.42
45:BY:16:ALA:CB	45:BY:21:LYS:NZ	2.74	0.42
26:DB:13:A:H2'	26:DB:14:U:H5''	2.02	0.42
6:AF:69:GLU:HG2	6:AF:70:ASP:N	2.21	0.42
13:CM:46:LYS:HG3	13:CM:47:ASP:OD1	2.20	0.42
25:DA:1991:U:C2'	25:DA:1992:G:H5''	2.46	0.42
44:BX:13:LEU:HD22	44:BX:18:TYR:OH	2.18	0.42
25:DA:2021:C:C5	41:DU:25:TRP:CD2	3.07	0.42
43:DW:19:LEU:CB	52:D5:25:LEU:HD11	2.47	0.42
25:DA:932:G:HO2'	25:DA:933:A:P	2.42	0.42
36:DP:33:ARG:O	36:DP:35:HIS:N	2.53	0.42
36:BP:71:VAL:CG1	36:BP:72:PRO:CD	2.97	0.42
25:DA:774:A:C2	25:DA:787:U:O2'	2.53	0.42
25:BA:70:G:H21	25:BA:71:A:N6	2.04	0.42
22:AV:100:GLY:O	22:AV:102:GLU:O	2.38	0.42
38:BR:94:TYR:O	38:BR:117:VAL:HG23	2.19	0.42
28:DD:268:ARG:CB	28:DD:268:ARG:HH11	2.28	0.42
1:CA:1276:G:O2'	1:CA:1277:C:H5'	2.18	0.42
17:AQ:80:GLY:C	17:AQ:81:ARG:HG2	2.37	0.42
49:B2:34:GLU:O	49:B2:38:GLN:HG3	2.19	0.42

Continued on next page...

Continued from previous page...

Atom-1	Atom-2	Interatomic distance (Å)	Clash overlap (Å)
25:DA:1376:C:O2'	25:DA:1377:G:H5'	2.19	0.42
25:DA:2799:C:H5''	25:DA:2802:G:C6	2.55	0.42
1:AA:689:C:P	11:AK:46:GLY:HA3	2.60	0.42
20:CT:61:SER:C	20:CT:63:ILE:N	2.73	0.42
25:DA:1208:C:O2'	25:DA:1209:G:H5'	2.18	0.42
25:BA:1497:U:C2'	25:BA:1497:U:O2	2.68	0.42
28:BD:148:GLU:CB	28:BD:151:LYS:HD2	2.50	0.42
25:BA:108:U:H2'	25:BA:109:G:C8	2.54	0.42
25:DA:844:C:H3'	25:DA:845:G:C8	2.55	0.42
25:BA:2205:C:O2	25:BA:2220:G:C2	2.73	0.42
25:DA:1204:A:H2	25:DA:1241:A:N1	2.18	0.42
25:DA:1204:A:O2'	25:DA:1205:U:O5'	2.35	0.42
30:DF:169:ASN:HA	30:DF:169:ASN:HD22	1.54	0.42
4:CD:8:VAL:O	4:CD:10:ARG:N	2.53	0.42
25:BA:2712:U:O2'	25:BA:2712(A):A:OP2	2.29	0.42
3:AC:127:ARG:NH1	3:AC:127:ARG:HG2	2.27	0.42
15:CO:50:HIS:O	15:CO:53:HIS:HB3	2.20	0.42
28:BD:2:ALA:O	28:BD:3:VAL:O	2.37	0.42
25:BA:76:C:C2	25:BA:111:A:C2	3.07	0.42
1:AA:1241:G:H2'	1:AA:1242:C:C6	2.55	0.42
44:BX:65:ARG:CG	44:BX:66:LEU:N	2.80	0.42
20:AT:20:LEU:HG	20:AT:20:LEU:H	1.54	0.42
44:DX:40:LYS:C	44:DX:42:ALA:H	2.22	0.42
25:BA:1499:C:C2'	25:BA:1500:G:H5'	2.49	0.42
52:B5:16:ARG:HG2	52:B5:17:ASP:OD1	2.19	0.42
1:CA:328:C:H4'	1:CA:329:A:H5'	2.01	0.42
1:AA:334:C:C4	1:AA:335:C:N4	2.88	0.42
25:DA:2740:A:C6	25:DA:2741:A:C6	3.08	0.42
54:D7:31:LEU:C	54:D7:33:ARG:N	2.73	0.42
46:BZ:135:PHE:O	46:BZ:136:ILE:CG1	2.68	0.42
3:AC:150:LYS:HA	3:AC:169:ALA:HB2	2.02	0.42
3:AC:150:LYS:O	3:AC:200:ALA:HA	2.20	0.42
25:BA:671:C:H41	36:BP:42:SER:HA	1.84	0.42
1:CA:868:C:O2'	1:CA:869:G:H5'	2.19	0.42
25:BA:963:U:H2'	25:BA:964:C:C6	2.54	0.42
43:DW:62:HIS:CD2	43:DW:62:HIS:N	2.87	0.42
25:DA:1433:U:O2	25:DA:1561:G:C2	2.72	0.42
25:BA:1221:C:H2'	25:BA:1221(A):C:H6	1.84	0.42
1:CA:26:A:H2'	1:CA:27:G:H5'	2.02	0.42
16:CP:53:VAL:O	16:CP:57:ARG:HG2	2.20	0.42
25:DA:1612:C:C2'	25:DA:1613:G:O5'	2.67	0.42

Continued on next page...

Continued from previous page...

Atom-1	Atom-2	Interatomic distance (Å)	Clash overlap (Å)
25:BA:1686:C:H2'	25:BA:1687:G:O4'	2.19	0.42
19:CS:78:ARG:HH11	19:CS:78:ARG:HG3	1.84	0.42
53:B6:25:LYS:O	53:B6:25:LYS:CG	2.67	0.42
1:CA:587:G:C2	1:CA:755:G:C5	3.08	0.42
1:CA:493:G:HO2'	1:CA:494:U:H6	1.63	0.42
25:BA:2848:G:C8	40:BT:97:ALA:HB2	2.55	0.42
25:DA:2062:A:HO2'	25:DA:2063:C:C5'	2.33	0.42
28:BD:86:PRO:HG2	28:BD:87:ASN:ND2	2.35	0.42
25:BA:2291:U:O2'	25:BA:2374:C:O2	2.35	0.42
9:AI:80:GLY:C	9:AI:82:ALA:H	2.23	0.42
32:BH:11:VAL:O	32:BH:11:VAL:HG12	2.20	0.42
46:DZ:53:HIS:HB3	46:DZ:100:PRO:CD	2.50	0.42
25:DA:1186:G:O2'	25:DA:1187:G:H5'	2.19	0.42
26:DB:83:G:H4'	50:D3:52:HIS:HD2	1.83	0.42
41:DU:60:LEU:HD13	41:DU:61:TRP:N	2.35	0.42
42:DV:18:LEU:CD1	42:DV:18:LEU:N	2.83	0.42
42:DV:60:GLU:H	42:DV:97:LYS:HG2	1.85	0.42
26:DB:76:G:H2'	26:DB:77:U:O4'	2.19	0.42
25:DA:2188:C:C5	25:DA:2189:U:N3	2.88	0.42
25:DA:2643:G:O2'	25:DA:2644:G:H5'	2.20	0.42
1:CA:1287:A:H61	1:CA:1371:G:C4'	2.31	0.42
1:CA:1288:A:C2	1:CA:1289:A:C4	3.08	0.42
7:CG:88:PRO:HB3	7:CG:145:ALA:HA	2.02	0.42
1:CA:1142:G:C8	1:CA:1143:G:C8	3.08	0.42
31:DG:181:ARG:O	31:DG:182:LYS:C	2.58	0.42
1:AA:137:C:O2'	16:AP:61:SER:O	2.38	0.42
3:AC:22:TRP:HZ3	3:AC:24:ALA:HB2	1.84	0.42
25:BA:1347:G:H2'	25:BA:1348:G:H5'	2.01	0.42
1:AA:1085:U:C2	1:AA:1094:G:O6	2.71	0.42
25:BA:272(J):C:OP1	25:BA:274:G:C8	2.72	0.42
36:BP:101:VAL:HG12	36:BP:106:LEU:HG	2.01	0.42
36:BP:99:LEU:O	36:BP:103:ALA:HB2	2.20	0.42
32:DH:105:LEU:O	32:DH:107:VAL:HG22	2.19	0.42
2:AB:204:ASN:HD21	2:AB:207:ALA:CB	2.33	0.42
2:AB:216:SER:O	2:AB:220:ASP:OD1	2.37	0.42
2:AB:41:ILE:CD1	2:AB:41:ILE:N	2.81	0.42
2:AB:133:LYS:C	2:AB:135:GLN:H	2.23	0.42
36:BP:62:LEU:HB2	55:B8:30:ARG:HH21	1.85	0.42
1:AA:778:G:O2'	1:AA:779:C:H5'	2.19	0.42
1:AA:1148:U:C2'	1:AA:1149:C:H5'	2.49	0.42
1:AA:1149:C:OP1	9:AI:14:VAL:HG21	2.19	0.42

Continued on next page...

Continued from previous page...

Atom-1	Atom-2	Interatomic distance (Å)	Clash overlap (Å)
4:AD:106:TYR:CE1	4:AD:113:SER:HA	2.55	0.42
3:CC:5:ILE:HG23	10:CJ:51:ARG:NH1	2.35	0.42
10:CJ:48:THR:HG22	10:CJ:49:VAL:H	1.83	0.42
42:BV:21:ARG:HG2	42:BV:91:TYR:CD1	2.54	0.42
42:BV:1:MET:H3	42:BV:99:ILE:HD11	1.83	0.42
8:AH:44:PHE:CE2	8:AH:109:ILE:HG21	2.54	0.42
33:DI:45:LYS:O	33:DI:47:LEU:N	2.52	0.42
27:BC:80:LYS:HA	31:BG:50:ALA:HB2	2.01	0.42
25:DA:70:G:O4'	25:DA:73:A:H1'	2.20	0.42
48:B1:51:VAL:O	48:B1:57:GLU:O	2.37	0.42
11:AK:58:PRO:HD3	11:AK:89:ALA:O	2.19	0.42
30:BF:117:ARG:HA	30:BF:120:GLU:OE1	2.19	0.42
1:AA:557:G:C6	1:AA:558:G:C6	3.07	0.42
30:DF:157:VAL:C	30:DF:158:THR:HG22	2.40	0.42
1:AA:369:C:O2	1:AA:370:C:C6	2.73	0.42
16:AP:66:PRO:C	16:AP:67:THR:O	2.57	0.42
34:DN:15:LEU:CD1	34:DN:16:ILE:N	2.70	0.42
27:DC:132:LEU:HA	27:DC:132:LEU:HD23	1.74	0.42
33:BI:113:ARG:HD3	33:BI:131:LYS:HA	2.02	0.42
33:BI:131:LYS:HA	33:BI:132:PRO:HD3	1.74	0.42
1:CA:79:G:H1'	1:CA:80:G:O5'	2.19	0.42
3:CC:143:GLU:C	3:CC:145:GLY:N	2.73	0.42
1:CA:233:C:C2	1:CA:234:C:C5	3.08	0.42
2:AB:9:GLU:CA	2:AB:9:GLU:OE2	2.67	0.42
20:AT:33:ILE:HD13	20:AT:62:LEU:HB3	2.01	0.42
32:DH:70:THR:C	32:DH:72:ILE:N	2.72	0.42
5:AE:48:ALA:C	5:AE:50:GLU:H	2.22	0.42
1:AA:321:A:C2	1:AA:333:G:C2	3.08	0.42
37:DQ:43:THR:HG23	37:DQ:46:GLN:HG3	2.01	0.42
5:AE:126:ARG:HG3	5:AE:126:ARG:HH11	1.84	0.42
25:DA:817:C:N3	25:DA:1191:G:C6	2.87	0.42
22:AV:104:PHE:CE1	22:AV:124:PRO:HB3	2.54	0.42
22:AV:25:TYR:CD2	22:AV:25:TYR:C	2.92	0.42
29:DE:81:ILE:CG2	29:DE:81:ILE:O	2.66	0.42
29:DE:95:ILE:HG22	29:DE:96:PHE:N	2.34	0.42
38:BR:44:LEU:HD13	38:BR:48:VAL:HG21	2.01	0.42
25:BA:815:C:H2'	25:BA:816:C:H6	1.84	0.42
17:CQ:22:LEU:HD13	17:CQ:41:LYS:CG	2.44	0.42
25:DA:2291:U:C4	25:DA:2292:C:N4	2.88	0.42
34:BN:34:LEU:HD11	34:BN:120:LEU:HB2	2.01	0.42
1:CA:1248:A:N3	9:CI:70:LYS:HE3	2.35	0.42

Continued on next page...

Continued from previous page...

Atom-1	Atom-2	Interatomic distance (Å)	Clash overlap (Å)
29:BE:111:ARG:NE	29:BE:160:TYR:CE1	2.88	0.42
1:AA:109:A:H8	1:AA:326:G:H2'	1.85	0.42
40:BT:49:VAL:O	40:BT:49:VAL:HG13	2.20	0.42
1:AA:998:G:H8	1:AA:998:G:H5'	1.85	0.42
1:CA:167:G:HO2'	1:CA:168:G:H5'	1.83	0.42
1:AA:965:A:C2	1:AA:969:A:C2	3.08	0.42
24:CX:3:A:H2'	24:CX:4:U:H6	1.84	0.42
25:BA:2353:G:H5''	47:B0:31:ARG:NH1	2.34	0.42
26:DB:45:A:H2'	26:DB:45:A:N3	2.35	0.42
48:B1:75:GLU:CD	48:B1:78:LYS:NZ	2.73	0.42
25:DA:1130:U:O2	25:DA:2025:C:H5''	2.20	0.42
28:DD:142:VAL:HG23	28:DD:193:VAL:N	2.33	0.42
34:BN:62:VAL:HG13	34:BN:62:VAL:O	2.20	0.42
35:BO:40:VAL:HG12	35:BO:41:ALA:N	2.33	0.42
25:DA:1906:G:C2	25:DA:1925:C:O2	2.73	0.42
25:BA:1416:G:C2'	25:BA:1417:C:H6	2.32	0.42
25:DA:1710:C:N3	25:DA:1749:A:C2	2.86	0.42
33:BI:60:GLU:CG	33:BI:61:ARG:N	2.83	0.42
2:AB:106:LYS:O	2:AB:109:SER:HB2	2.19	0.42
2:AB:95:GLN:CG	2:AB:148:TYR:HD1	2.32	0.42
1:CA:578:C:O2'	1:CA:728:A:H1'	2.20	0.42
1:CA:715:A:H2'	1:CA:716:A:C8	2.54	0.42
25:BA:31:C:H4'	25:BA:1238:G:H4'	2.01	0.42
18:AR:63:GLN:OE1	18:AR:63:GLN:CA	2.68	0.42
25:BA:1858:G:H2'	25:BA:1883:G:H22	1.85	0.42
52:B5:2:ALA:O	52:B5:3:LYS:CE	2.68	0.42
47:B0:49:ASN:HB3	47:B0:62:VAL:HG22	2.02	0.42
25:BA:882:G:H2'	25:BA:883:G:H8	1.84	0.42
38:DR:18:LEU:HD11	38:DR:22:ARG:CZ	2.50	0.42
1:CA:1090:U:O2'	1:CA:1091:U:H5'	2.20	0.42
4:AD:120:LEU:HB3	4:AD:126:ILE:HD11	2.01	0.42
4:AD:127:THR:HG22	4:AD:132:ARG:CA	2.49	0.42
1:AA:1233:G:C6	1:AA:1234:C:N4	2.87	0.42
25:DA:2426:A:H3'	25:DA:2427:C:C5'	2.48	0.42
25:DA:2427:C:OP1	25:DA:2429:G:OP1	2.37	0.42
1:CA:22:G:O2'	1:CA:23:C:H5'	2.19	0.42
1:CA:769:G:O2'	1:CA:770:C:H5'	2.20	0.42
1:AA:618:C:H5'	1:AA:619:U:H5''	2.02	0.42
15:CO:3:ILE:N	15:CO:3:ILE:HD13	2.34	0.42
1:CA:1440:C:O2'	1:CA:1441:G:H5'	2.20	0.42
25:DA:702:G:H2'	25:DA:703:U:C6	2.54	0.42

Continued on next page...

Continued from previous page...

Atom-1	Atom-2	Interatomic distance (Å)	Clash overlap (Å)
11:CK:61:ALA:HB3	11:CK:90:GLY:HA3	2.02	0.42
1:CA:563:A:C8	1:CA:567:G:H1'	2.55	0.42
25:BA:1209:G:O2'	25:BA:1237:A:N1	2.41	0.42
25:BA:129:C:H2'	25:BA:130:C:H6	1.84	0.42
25:DA:2238:G:N3	25:DA:2238:G:H2'	2.34	0.42
4:CD:61:LYS:O	4:CD:61:LYS:HG2	2.19	0.42
52:D5:55:ARG:HA	52:D5:55:ARG:HD2	1.65	0.42
24:AX:3:A:H2'	24:AX:4:U:H6	1.85	0.42
39:DS:59:LYS:HB3	39:DS:60:GLY:H	1.57	0.42
52:D5:37:LYS:CG	52:D5:38:ALA:N	2.79	0.42
25:BA:196:A:H2'	25:BA:196:A:N3	2.34	0.42
3:AC:14:ILE:H	14:AN:57:ARG:NH2	2.18	0.42
7:AG:12:LEU:HD21	7:AG:28:ASN:HD21	1.83	0.42
1:AA:1179:A:H5''	9:AI:102:LEU:HD12	2.01	0.42
32:BH:15:VAL:HB	32:BH:27:LYS:O	2.20	0.42
46:DZ:157:PRO:HD2	46:DZ:160:VAL:HG11	2.01	0.42
46:DZ:158:PRO:C	46:DZ:160:VAL:H	2.23	0.42
46:DZ:52:ILE:HG22	46:DZ:70:VAL:O	2.18	0.42
46:DZ:55:VAL:CG1	46:DZ:56:ILE:H	2.31	0.42
50:D3:6:VAL:HB	50:D3:54:VAL:HG12	2.01	0.42
42:DV:81:TYR:C	42:DV:82:ARG:CG	2.88	0.42
19:CS:46:GLY:N	19:CS:62:ILE:HG23	2.35	0.42
28:BD:52:ARG:O	28:BD:53:PHE:CB	2.68	0.42
27:BC:214:TYR:N	27:BC:214:TYR:CD1	2.87	0.42
1:CA:1148:U:O2'	1:CA:1149:C:H5'	2.19	0.42
9:CI:6:GLY:CA	9:CI:84:ALA:HB2	2.49	0.42
9:CI:52:ALA:CB	9:CI:95:LYS:HE2	2.50	0.42
21:CU:21:TYR:O	21:CU:22:ARG:HB2	2.19	0.42
19:AS:6:LYS:O	19:AS:7:LYS:HE3	2.19	0.42
38:DR:10:LEU:CB	38:DR:17:ARG:HD2	2.49	0.42
1:AA:197:A:H1'	1:AA:198:G:O4'	2.20	0.42
3:AC:103:VAL:O	3:AC:105:GLU:N	2.52	0.42
1:AA:18:C:O2'	1:AA:19:C:H5'	2.20	0.42
35:DO:4:PRO:HA	35:DO:21:CYS:O	2.20	0.42
25:BA:274:G:N2	25:BA:275:G:OP2	2.52	0.42
13:AM:2:ALA:CB	13:AM:9:ILE:HG23	2.44	0.42
32:DH:27:LYS:HE3	32:DH:32:GLU:HB2	2.02	0.42
2:AB:187:LEU:HD12	2:AB:205:ASP:CB	2.42	0.42
2:AB:43:ASP:O	2:AB:44:LEU:C	2.57	0.42
16:CP:68:ASP:C	16:CP:70:ALA:H	2.23	0.42
29:BE:52:LEU:CD2	29:BE:76:ARG:HD2	2.46	0.42

Continued on next page...

Continued from previous page...

Atom-1	Atom-2	Interatomic distance (Å)	Clash overlap (Å)
13:CM:12:ASN:HA	13:CM:45:VAL:CG2	2.49	0.42
13:AM:15:VAL:O	13:AM:19:LEU:HD22	2.20	0.42
35:BO:12:ASP:HA	35:BO:98:VAL:HA	2.02	0.42
35:BO:2:ILE:HG22	35:BO:3:GLN:H	1.84	0.42
1:AA:1158:C:O2'	1:AA:1159:U:H4'	2.19	0.42
1:AA:710:G:H2'	1:AA:711:G:H8	1.85	0.42
22:CV:8:ARG:O	22:CV:10:GLY:N	2.53	0.42
22:CV:8:ARG:HA	22:CV:9:PRO:HD3	1.90	0.42
3:CC:11:ARG:O	3:CC:13:GLY:N	2.44	0.42
32:BH:71:LEU:CA	32:BH:74:ASN:HD22	2.32	0.42
25:DA:2838:G:C2	25:DA:2881:C:C2	3.08	0.42
25:DA:2791:C:C1'	25:DA:2792:G:N7	2.80	0.42
25:DA:827:U:OP2	25:DA:828:U:C5	2.73	0.42
25:DA:271(G):C:O2'	25:DA:271(H):G:H5'	2.20	0.42
27:BC:80:LYS:HA	31:BG:50:ALA:CB	2.50	0.42
47:D0:70:GLN:HE21	47:D0:70:GLN:HB3	1.62	0.42
19:CS:44:MET:HG3	19:CS:47:HIS:HB2	2.01	0.42
15:AO:70:LEU:HD23	15:AO:81:LEU:HD23	2.02	0.42
26:DB:51:G:N2	26:DB:52:A:C2	2.88	0.42
34:DN:16:ILE:HG22	34:DN:54:VAL:HA	2.01	0.42
1:CA:1123:A:H4'	10:CJ:36:GLY:CA	2.49	0.42
10:CJ:74:ILE:HG12	10:CJ:74:ILE:H	1.71	0.42
25:BA:2230:G:H1'	48:B1:45:ASN:CG	2.40	0.42
25:BA:2724:C:OP1	29:BE:118:LYS:NZ	2.49	0.42
29:BE:116:VAL:HG13	29:BE:116:VAL:O	2.20	0.42
22:AV:132:VAL:HG22	22:AV:134:ASP:H	1.84	0.42
40:BT:57:PHE:CG	40:BT:58:ASN:N	2.87	0.42
20:CT:98:PRO:C	20:CT:100:ILE:N	2.73	0.42
1:CA:266:G:H5''	1:CA:268:C:N4	2.18	0.42
1:CA:615:C:H2'	1:CA:616:G:O4'	2.20	0.42
1:CA:1310:G:OP1	13:CM:77:ASN:OD1	2.38	0.42
1:CA:968:A:C4'	1:CA:969:A:OP2	2.68	0.42
1:AA:940:C:O2'	1:AA:941:G:H5'	2.19	0.42
12:CL:114:ARG:CZ	12:CL:114:ARG:HB2	2.49	0.42
1:AA:1256:A:C8	3:AC:27:LYS:HE3	2.55	0.42
6:CF:62:TRP:O	6:CF:62:TRP:HE3	2.03	0.42
1:CA:278:G:O4'	1:CA:282:A:H1'	2.20	0.42
25:BA:2167:U:O2	25:BA:2167:U:H2'	2.20	0.42
25:DA:2341:G:H2'	25:DA:2342:C:O4'	2.19	0.42
29:DE:137:HIS:HB3	29:DE:138:PRO:HD2	2.02	0.42
25:BA:2619:C:O2'	25:BA:2620:C:H5'	2.19	0.42

Continued on next page...

Continued from previous page...

Atom-1	Atom-2	Interatomic distance (Å)	Clash overlap (Å)
25:BA:530:G:C5	25:BA:2022:U:H5''	2.55	0.42
32:BH:20:ALA:HB1	32:BH:21:PRO:HD2	1.98	0.42
37:BQ:42:ILE:HA	37:BQ:46:GLN:OE1	2.19	0.42
2:CB:223:ILE:CA	2:CB:226:ARG:HB2	2.45	0.42
1:AA:59:A:H5'	1:AA:60:A:H5'	1.99	0.42
32:BH:91:GLY:HA3	32:BH:94:TYR:CG	2.55	0.42
48:D1:35:THR:HG23	48:D1:36:GLY:H	1.85	0.42
29:BE:186:GLY:O	29:BE:188:VAL:N	2.48	0.42
25:BA:346:A:H2'	25:BA:347:A:H5'	2.02	0.42
41:BU:52:ARG:O	41:BU:55:ARG:HG3	2.20	0.42
1:CA:604:G:C2	1:CA:635:G:C5	3.07	0.42
1:AA:306:G:H2'	1:AA:307:C:H5'	2.02	0.42
25:BA:1140:C:O3'	34:BN:25:ARG:NH1	2.53	0.42
1:AA:1375:A:H2'	1:AA:1376:U:O4'	2.19	0.42
1:AA:932:C:H4'	7:AG:4:ARG:NH2	2.35	0.42
25:DA:2684:U:OP1	40:DT:53:ARG:HD3	2.19	0.42
49:D2:38:GLN:C	49:D2:44:LEU:HB3	2.40	0.42
1:AA:1282:C:H2'	1:AA:1283:G:H8	1.82	0.42
1:AA:439:A:C8	1:AA:496:A:N1	2.87	0.42
1:CA:920:U:H1'	1:CA:1080:A:C2	2.54	0.42
30:BF:11:VAL:CG1	30:BF:12:LEU:H	2.30	0.42
25:DA:1234:U:C2'	25:DA:1235:G:H5'	2.50	0.42
25:DA:1968:G:H5'	25:DA:1969:A:P	2.59	0.42
43:DW:34:ASN:C	43:DW:36:LEU:N	2.72	0.42
1:AA:8:A:C5	4:AD:208:SER:HB2	2.54	0.42
25:DA:2543:G:O2'	25:DA:2544:G:H5'	2.20	0.42
37:DQ:59:ARG:O	37:DQ:60:ARG:CB	2.68	0.42
25:BA:1003:G:C2	25:BA:1153:C:C2	3.08	0.42
25:BA:2108:C:O2	25:BA:2108:C:C2'	2.68	0.42
25:DA:1508:A:H4'	25:DA:1509(A):A:C4	2.54	0.42
44:BX:5:TYR:CZ	49:B2:30:ARG:HB2	2.54	0.42
25:BA:2853:C:H2'	25:BA:2854:G:C8	2.54	0.42
25:BA:2732:G:H3'	25:BA:2733:A:O4'	2.19	0.42
1:CA:886:G:H2'	1:CA:887:G:O4'	2.20	0.42
29:BE:199:ARG:HB2	29:BE:199:ARG:HH11	1.83	0.42
22:CV:28:GLN:OE1	22:CV:38:VAL:HG21	2.20	0.42
33:DI:29:TYR:O	33:DI:32:PRO:HD2	2.19	0.42
25:BA:2295:C:N3	25:BA:2296:U:C5	2.88	0.42
1:CA:1385:G:O2'	1:CA:1386:G:H5'	2.20	0.42
11:CK:17:GLY:CA	11:CK:80:VAL:HG12	2.50	0.42
22:AV:9:PRO:HA	22:AV:22:CYS:O	2.20	0.42

Continued on next page...

Continued from previous page...

Atom-1	Atom-2	Interatomic distance (Å)	Clash overlap (Å)
23:CW:49:G:O6	23:CW:65:C:N4	2.53	0.42
25:DA:985:C:O2'	25:DA:986:C:H5'	2.20	0.42
25:DA:1181:C:H2'	25:DA:1182:A:C8	2.55	0.42
31:DG:91:ARG:C	31:DG:91:ARG:HD2	2.40	0.42
25:BA:2504:U:O5'	25:BA:2504:U:H6	2.03	0.42
27:DC:107:GLY:O	27:DC:108:TRP:C	2.58	0.42
26:BB:48:A:H2'	26:BB:49:C:C6	2.54	0.42
39:BS:56:LEU:O	39:BS:57:LYS:HB3	2.20	0.42
3:AC:180:ALA:O	3:AC:181:ASN:HB3	2.20	0.42
7:AG:24:THR:O	7:AG:27:ILE:N	2.52	0.42
10:AJ:51:ARG:HG3	10:AJ:59:SER:C	2.41	0.42
25:BA:157:U:N3	25:BA:158:U:C4	2.88	0.42
46:DZ:157:PRO:HB2	46:DZ:158:PRO:CD	2.50	0.42
2:CB:54:THR:HG21	2:CB:201:ILE:HD11	2.01	0.42
25:DA:1141:U:H5''	25:DA:1142(A):A:O4'	2.19	0.42
25:DA:975(A):G:O2'	25:DA:976:C:H5'	2.19	0.42
25:DA:533:G:H5'	41:DU:24:TYR:CD2	2.55	0.42
41:DU:92:ARG:C	41:DU:92:ARG:HD3	2.41	0.42
42:DV:35:LEU:HD22	42:DV:35:LEU:N	2.35	0.42
25:DA:973:A:H1'	25:DA:974:G:OP1	2.20	0.42
26:DB:97:G:C6	26:DB:98:G:N7	2.87	0.42
44:DX:18:TYR:HA	44:DX:21:PHE:CD1	2.55	0.42
25:DA:2646:C:H2'	25:DA:2647:U:O4'	2.20	0.42
1:CA:1335:C:H4'	1:CA:1336:C:C5	2.55	0.42
1:CA:948:C:C6	13:CM:106:ASN:ND2	2.81	0.42
25:BA:2810:A:O2'	29:BE:61:ARG:CZ	2.68	0.42
9:CI:126:SER:C	9:CI:128:ARG:N	2.73	0.42
45:DY:20:TYR:CE1	45:DY:42:VAL:HG22	2.55	0.42
25:DA:2633:G:H1'	29:DE:62:PRO:HG3	2.01	0.42
25:BA:2370:G:H21	53:B6:45:LYS:NZ	2.17	0.42
3:AC:63:ASN:HA	3:AC:98:ASN:CG	2.40	0.42
3:AC:95:THR:C	3:AC:97:LYS:H	2.24	0.42
25:BA:1386:C:H2'	25:BA:1387:C:C6	2.55	0.42
10:AJ:21:GLN:O	10:AJ:24:VAL:HB	2.20	0.42
25:DA:1116:C:H2'	25:DA:1117:G:C8	2.52	0.42
25:DA:2415:G:H2'	25:DA:2416:C:C6	2.54	0.42
25:DA:853:G:H2'	25:DA:854:G:H8	1.85	0.42
32:DH:83:TYR:CA	32:DH:135:GLY:N	2.74	0.42
32:DH:144:VAL:O	32:DH:148:ILE:HG12	2.19	0.42
53:B6:15:GLU:OE1	53:B6:18:ARG:CG	2.67	0.42
1:CA:453:A:H5'	1:CA:453:A:C8	2.53	0.42

Continued on next page...

Continued from previous page...

Atom-1	Atom-2	Interatomic distance (Å)	Clash overlap (Å)
29:BE:77:ILE:CG2	29:BE:78:LEU:H	2.07	0.42
29:BE:79:ARG:N	29:BE:79:ARG:HD2	2.31	0.42
13:CM:16:ASP:O	13:CM:19:LEU:HB2	2.19	0.42
2:AB:111:ARG:NH2	2:AB:114:ARG:HG2	2.35	0.42
2:AB:115:LEU:C	2:AB:117:GLU:H	2.23	0.42
3:CC:112:SER:O	3:CC:115:LEU:HB2	2.19	0.42
3:CC:121:ALA:O	3:CC:125:GLU:OE1	2.38	0.42
1:AA:1121:U:H3	1:AA:1152:A:N6	2.17	0.42
1:AA:1152:A:O2'	1:AA:1153:C:P	2.78	0.42
14:CN:39:LEU:CD1	14:CN:47:LEU:HD12	2.50	0.42
25:DA:2847:U:OP1	40:DT:98:LYS:HD3	2.19	0.42
25:DA:902:C:O2'	25:DA:903:C:H5'	2.20	0.42
25:DA:2882:A:H5'	38:DR:96:ARG:HG3	2.01	0.42
25:DA:271(K):U:H2'	33:DI:50:ARG:HH22	1.83	0.42
25:BA:2444:G:OP1	30:BF:67:GLN:NE2	2.53	0.42
25:BA:1779:U:C2	25:BA:1783:A:N7	2.87	0.42
27:DC:15:VAL:HG23	27:DC:29:LEU:HD11	2.02	0.42
1:AA:971:G:OP1	1:AA:972:C:H5''	2.20	0.42
11:AK:50:TYR:CD1	11:AK:50:TYR:N	2.88	0.42
40:DT:10:VAL:O	40:DT:12:SER:N	2.53	0.42
19:CS:45:VAL:C	19:CS:47:HIS:N	2.72	0.42
36:DP:101:VAL:CG2	36:DP:102:ARG:N	2.83	0.42
25:DA:857:C:C5'	47:D0:77:ARG:HH22	2.33	0.42
1:CA:1120:G:H2'	1:CA:1121:U:C6	2.55	0.42
1:AA:1338:G:C2'	1:AA:1339:A:H5'	2.48	0.42
22:AV:165:VAL:HG23	22:AV:165:VAL:O	2.20	0.42
1:CA:735:C:OP1	18:CR:68:LYS:HG3	2.20	0.42
6:CF:52:ILE:O	6:CF:53:ALA:CB	2.64	0.42
18:CR:50:ILE:O	18:CR:51:LEU:O	2.37	0.42
25:DA:1826:G:H2'	25:DA:1827:C:H6	1.85	0.42
25:DA:2481:G:O2'	25:DA:2482:G:O5'	2.38	0.42
1:AA:848:C:C6	1:AA:848:C:O5'	2.73	0.42
10:CJ:81:THR:C	10:CJ:83:GLU:H	2.22	0.42
28:DD:30:GLU:OE1	28:DD:63:ARG:NE	2.53	0.42
8:AH:86:ILE:CG2	8:AH:133:LEU:HD22	2.49	0.42
32:DH:76:VAL:C	32:DH:78:GLY:H	2.21	0.42
5:AE:52:PRO:O	5:AE:53:LEU:C	2.58	0.42
11:CK:122:LYS:C	11:CK:126:ARG:HG3	2.40	0.42
1:AA:68:G:N2	1:AA:69:G:H1'	2.35	0.42
55:D8:29:LYS:HD3	55:D8:44:LYS:HB2	2.01	0.42
20:CT:46:GLU:CG	20:CT:46:GLU:O	2.67	0.42

Continued on next page...

Continued from previous page...

Atom-1	Atom-2	Interatomic distance (Å)	Clash overlap (Å)
25:BA:9:U:O4	25:BA:2629:A:N7	2.52	0.42
26:DB:87:G:H2'	26:DB:88:C:H5''	2.01	0.42
23:CW:25:C:H2'	23:CW:26:G:O4'	2.19	0.42
52:D5:25:LEU:H	52:D5:25:LEU:CD1	2.15	0.42
25:DA:2712:U:O2'	25:DA:2712(A):A:H3'	2.20	0.42
25:DA:841:A:O2'	25:DA:842:G:H5'	2.20	0.42
9:AI:4:TYR:CE2	9:AI:59:PHE:HE2	2.37	0.42
8:AH:54:ASP:C	8:AH:56:LYS:N	2.73	0.42
38:BR:86:ARG:NH1	38:BR:118:GLU:HG2	2.35	0.42
25:DA:2808:U:C2'	25:DA:2809:A:C5'	2.90	0.42
34:BN:31:ALA:HA	34:BN:34:LEU:HB2	2.02	0.42
1:AA:300:A:N3	1:AA:565:U:N3	2.63	0.42
25:BA:729:G:OP2	28:BD:13:ARG:NH1	2.53	0.42
6:AF:39:LYS:HG3	6:AF:40:VAL:N	2.35	0.42
5:CE:37:ARG:HA	5:CE:114:GLY:CA	2.49	0.42
1:AA:950:U:C5	13:AM:102:ARG:NH1	2.88	0.42
25:DA:1208:C:C4	25:DA:1209:G:N7	2.88	0.42
29:BE:24:THR:HG22	29:BE:186:GLY:CA	2.49	0.42
25:BA:973:A:C8	25:BA:1188:U:C2	3.08	0.42
46:BZ:60:LEU:N	46:BZ:60:LEU:CD2	2.79	0.42
13:AM:108:ARG:HH11	13:AM:108:ARG:CA	2.30	0.42
34:BN:70:LYS:HB3	34:BN:87:LEU:HB2	2.01	0.42
44:DX:40:LYS:HG2	44:DX:41:ASN:HD22	1.84	0.42
34:BN:18:ALA:O	34:BN:20:GLY:N	2.53	0.42
35:BO:88:ASN:OD1	35:BO:92:GLU:O	2.38	0.42
41:DU:18:LEU:C	41:DU:20:LEU:N	2.72	0.42
7:AG:41:ARG:HG2	7:AG:41:ARG:NH1	2.34	0.42
8:CH:119:LEU:HD13	8:CH:123:GLU:CB	2.50	0.42
25:DA:2287:A:N3	25:DA:2289:G:C8	2.88	0.42
25:BA:2455:G:H2'	25:BA:2456:C:C6	2.54	0.42
25:BA:1530:C:H3'	25:BA:1530:C:C6	2.54	0.42
7:AG:63:LYS:HZ1	7:AG:67:GLU:HB2	1.84	0.42
43:BW:62:HIS:O	43:BW:63:ASP:O	2.38	0.42
8:CH:56:LYS:HA	8:CH:57:PRO:HD3	1.88	0.42
25:BA:302:C:O2'	25:BA:303:U:H5'	2.20	0.42
5:CE:32:VAL:CG1	5:CE:33:VAL:N	2.83	0.42
20:AT:22:ARG:HH11	20:AT:22:ARG:HG3	1.84	0.42
25:DA:2740:A:C6	25:DA:2764:A:C8	3.07	0.42
28:DD:133:LEU:HD21	28:DD:191:ALA:HB2	2.01	0.42
8:CH:30:ARG:HB2	8:CH:30:ARG:NH1	2.35	0.42
17:CQ:59:ILE:HG22	17:CQ:71:PHE:HD1	1.85	0.42

Continued on next page...

Continued from previous page...

Atom-1	Atom-2	Interatomic distance (Å)	Clash overlap (Å)
8:AH:22:GLU:OE1	8:AH:62:TYR:CE1	2.70	0.42
25:DA:469:G:H2'	25:DA:470:A:H5''	2.01	0.42
48:B1:65:SER:O	48:B1:68:PRO:HD2	2.20	0.42
22:CV:97:ARG:HG2	22:CV:97:ARG:NH1	2.34	0.42
3:AC:79:ARG:O	3:AC:82:GLU:OE2	2.37	0.42
45:BY:75:ILE:HG13	45:BY:79:CYS:O	2.20	0.42
25:DA:776:G:H4'	25:DA:777:A:O5'	2.20	0.42
31:DG:167:GLU:C	31:DG:169:ALA:H	2.24	0.42
34:DN:93:THR:O	34:DN:94:HIS:HB2	2.19	0.42
1:AA:1479:C:H2'	1:AA:1480:G:C8	2.55	0.42
8:AH:120:THR:HG23	8:AH:123:GLU:OE2	2.20	0.42
1:CA:1088:G:N1	1:CA:1089:G:C5	2.88	0.42
25:BA:1625:C:H2'	25:BA:1626:G:H5'	2.01	0.42
37:BQ:75:THR:HA	37:BQ:89:ASN:O	2.19	0.42
1:AA:926:G:N2	24:AX:2:A:H3'	2.35	0.42
1:CA:172:A:OP2	1:CA:172:A:H8	2.03	0.42
36:DP:108:LYS:C	36:DP:110:TYR:N	2.72	0.42
25:DA:2078:C:H2'	25:DA:2079:U:C6	2.55	0.42
36:BP:13:ASN:HD22	36:BP:13:ASN:N	2.18	0.42
18:CR:29:PHE:CD1	18:CR:29:PHE:C	2.93	0.42
25:BA:129:C:O2'	25:BA:130:C:H5'	2.19	0.42
25:BA:1276:A:C2	25:BA:1277:G:C8	3.08	0.42
12:AL:33:VAL:HG12	12:AL:34:CYS:N	2.35	0.42
25:BA:77:C:H5''	49:B2:10:LEU:HD11	2.00	0.42
2:AB:175:ARG:HB3	2:AB:175:ARG:HE	1.71	0.42
25:BA:2840:C:O5'	25:BA:2840:C:H6	2.03	0.42
40:BT:36:GLU:HG2	40:BT:36:GLU:O	2.19	0.42
25:DA:1632:A:H8	25:DA:1632:A:O5'	2.02	0.42
4:CD:109:GLY:C	4:CD:111:ALA:N	2.73	0.42
25:BA:250:G:OP2	55:B8:13:ARG:NH2	2.53	0.42
25:BA:252:G:H2'	25:BA:253:C:C6	2.52	0.42
26:BB:37:C:C2'	26:BB:38:C:H5'	2.50	0.42
40:BT:6:LEU:HD23	40:BT:9:LEU:HD12	2.02	0.42
1:AA:1370:G:C2	1:AA:1371:G:N7	2.88	0.42
3:AC:6:HIS:NE2	3:AC:184:TYR:CG	2.85	0.42
37:DQ:141:GLN:CA	46:DZ:52:ILE:HB	2.50	0.42
25:DA:949:C:O2'	25:DA:950:G:H5'	2.19	0.42
48:D1:94:LEU:HD22	48:D1:94:LEU:O	2.19	0.42
20:AT:43:LEU:N	20:AT:43:LEU:HD23	2.35	0.42
48:D1:67:ILE:O	48:D1:70:VAL:HB	2.20	0.42
41:BU:66:ASN:O	41:BU:68:ALA:N	2.45	0.42

Continued on next page...

Continued from previous page...

Atom-1	Atom-2	Interatomic distance (Å)	Clash overlap (Å)
1:CA:1133:G:N2	1:CA:1143:G:Cl'	2.65	0.42
13:CM:92:HIS:CG	13:CM:98:VAL:HG21	2.54	0.42
22:CV:171:ILE:CA	22:CV:184:ALA:HB2	2.49	0.42
22:CV:171:ILE:HG13	22:CV:180:TYR:CD1	2.53	0.42
1:AA:1320:C:O2'	19:AS:73:GLU:HG2	2.20	0.42
45:DY:46:LYS:C	45:DY:47:LYS:CG	2.88	0.42
30:BF:198:ALA:C	30:BF:200:GLU:H	2.22	0.42
30:BF:3:GLU:CA	30:BF:24:LEU:HD12	2.50	0.42
35:BO:104:ARG:O	35:BO:108:GLU:HG3	2.20	0.42
30:DF:7:TYR:CE2	30:DF:10:PRO:HG3	2.55	0.42
3:CC:84:ILE:HG12	3:CC:88:ARG:HG3	2.02	0.42
31:BG:43:LEU:C	31:BG:45:GLU:H	2.23	0.42
28:DD:91:ARG:O	28:DD:107:ALA:N	2.47	0.42
2:AB:219:VAL:O	2:AB:220:ASP:C	2.58	0.42
29:BE:79:ARG:HH11	29:BE:79:ARG:HG2	1.85	0.42
13:AM:97:PRO:HB2	13:AM:101:GLN:CD	2.34	0.42
36:BP:62:LEU:CD2	36:BP:62:LEU:H	2.31	0.42
25:DA:1652:A:H2'	25:DA:1653:G:H5'	2.00	0.42
1:AA:786:G:C2	1:AA:797:C:O2	2.73	0.42
1:AA:509:A:C6	1:AA:510:A:N1	2.88	0.42
4:AD:28:SER:OG	4:AD:29:PRO:CD	2.68	0.42
3:CC:15:THR:CG2	3:CC:16:ARG:H	2.24	0.42
25:BA:2758:A:C4	32:BH:67:LEU:HD21	2.54	0.42
25:DA:1865:G:H5'	25:DA:1866:C:P	2.59	0.42
1:AA:824:C:H4'	8:AH:1:MET:N	2.35	0.42
2:CB:127:ILE:O	2:CB:128:GLU:C	2.58	0.42
36:DP:113:LYS:HB2	36:DP:129:ALA:HB3	2.01	0.42
1:CA:1035:A:C2'	1:CA:1036:G:O4'	2.63	0.42
25:BA:857:C:H1'	47:B0:25:TYR:HE2	1.83	0.42
1:CA:1151:A:H1'	10:CJ:39:PRO:HG2	2.02	0.42
3:AC:120:VAL:O	3:AC:121:ALA:C	2.59	0.42
1:AA:33:A:N3	12:AL:29:PHE:HE2	2.17	0.42
1:CA:77:G:C2'	1:CA:78:G:H5'	2.50	0.42
1:CA:88:A:H5''	1:CA:90:U:O2	2.19	0.42
1:CA:189(I):G:O2'	1:CA:189(J):G:H5'	2.20	0.42
5:CE:39:GLY:O	5:CE:69:VAL:HG23	2.20	0.42
25:DA:2481:G:C2'	25:DA:2482:G:OP2	2.67	0.42
51:B4:46:ASN:ND2	51:B4:46:ASN:C	2.73	0.42
50:B3:44:ARG:HE	50:B3:44:ARG:HB2	1.52	0.42
25:DA:2040:C:H2'	25:DA:2041:U:O4'	2.19	0.42
28:DD:31:LYS:NZ	28:DD:33:LEU:HD13	2.35	0.42

Continued on next page...

Continued from previous page...

Atom-1	Atom-2	Interatomic distance (Å)	Clash overlap (Å)
25:BA:2344:U:C4'	25:BA:2345:G:OP1	2.66	0.42
5:AE:48:ALA:HB3	5:AE:54:ALA:CA	2.49	0.42
27:BC:172:ILE:CG2	27:BC:197:LEU:HD21	2.38	0.42
30:BF:113:ALA:O	30:BF:115:ALA:N	2.53	0.42
1:AA:718:G:H21	18:AR:49:LYS:HZ3	1.67	0.42
38:BR:72:ASP:O	38:BR:76:VAL:HG23	2.19	0.42
26:BB:8:U:H3	26:BB:113:G:H1	1.68	0.42
26:DB:13:A:O2'	26:DB:14:U:H3'	2.20	0.42
1:CA:190:U:N3	20:CT:105:SER:HB2	2.35	0.42
1:CA:226:G:C2'	1:CA:227:G:H5'	2.49	0.42
18:CR:59:SER:N	18:CR:62:GLU:OE2	2.53	0.42
1:CA:352:C:H4'	1:CA:354:G:OP1	2.19	0.42
17:AQ:93:GLN:O	17:AQ:94:ASN:C	2.58	0.42
25:BA:834:C:H4'	55:B8:52:LYS:NZ	2.35	0.42
8:AH:53:VAL:O	8:AH:54:ASP:HB2	2.19	0.42
29:DE:1:MET:O	29:DE:2:LYS:C	2.58	0.42
51:B4:38:ALA:HA	51:B4:55:PRO:CB	2.49	0.42
22:AV:24:GLU:CB	22:AV:40:LYS:HB2	2.47	0.42
25:DA:1797:C:C4	25:DA:1798:U:C5	3.08	0.42
31:BG:114:ILE:O	31:BG:114:ILE:HG22	2.20	0.42
4:AD:101:LEU:HG	4:AD:121:VAL:HG13	2.01	0.42
9:CI:40:LEU:HA	9:CI:40:LEU:HD23	1.92	0.42
6:AF:10:LEU:CD1	6:AF:61:LEU:HD13	2.50	0.42
25:BA:2116:G:H5'	25:BA:2117:A:OP2	2.19	0.42
36:DP:91:PHE:HB2	36:DP:92:GLU:H	1.64	0.42
25:BA:638:G:H2'	25:BA:639:U:C6	2.55	0.42
48:B1:98:LEU:N	48:B1:98:LEU:HD23	2.34	0.42
25:BA:2662:A:C2'	25:BA:2663:G:H5'	2.50	0.42
37:BQ:70:PRO:HA	37:BQ:94:VAL:O	2.20	0.42
25:BA:1473:G:H2'	25:BA:1474:C:H5'	2.02	0.42
25:DA:55:G:H1'	25:DA:127:A:C2	2.55	0.42
25:BA:1659:U:O2'	25:BA:2712(A):A:N1	2.48	0.42
28:DD:176:ARG:CG	28:DD:176:ARG:HH11	2.30	0.42
13:AM:108:ARG:O	13:AM:111:LYS:O	2.37	0.42
50:B3:6:VAL:HA	50:B3:55:ARG:O	2.20	0.42
46:BZ:130:ARG:C	46:BZ:132:ILE:H	2.23	0.42
25:DA:237:C:O2'	25:DA:238:C:H5'	2.19	0.42
34:BN:92:ALA:O	34:BN:93:THR:CB	2.68	0.42
1:AA:782:A:H2'	1:AA:783:C:O4'	2.20	0.42
25:DA:2357:U:P	47:D0:20:ARG:HD3	2.60	0.42
25:DA:1711:C:H2'	25:DA:1712:C:H6	1.83	0.42

Continued on next page...

Continued from previous page...

Atom-1	Atom-2	Interatomic distance (Å)	Clash overlap (Å)
25:BA:863:A:H2'	25:BA:864:G:H8	1.83	0.42
10:CJ:22:LYS:HE3	10:CJ:22:LYS:HB3	1.79	0.42
25:DA:2256:G:N2	25:DA:2275:C:N4	2.68	0.42
52:B5:9:LYS:C	52:B5:10:LYS:O	2.54	0.42
40:DT:129:ARG:O	40:DT:129:ARG:CG	2.65	0.42
5:CE:33:VAL:CG2	5:CE:43:LEU:HD12	2.49	0.42
1:AA:656:C:H4'	15:AO:62:GLN:CD	2.40	0.42
15:AO:62:GLN:HA	15:AO:65:ARG:HD3	2.01	0.42
25:DA:1918:A:C2	25:DA:1919:A:N6	2.88	0.42
38:DR:71:GLN:HA	38:DR:71:GLN:HE21	1.84	0.42
41:DU:8:VAL:CG1	41:DU:12:ARG:NE	2.83	0.42
4:AD:132:ARG:HG2	4:AD:132:ARG:NH1	2.32	0.42
25:BA:1152:C:O2'	25:BA:1153:C:H5'	2.20	0.42
25:DA:1507:A:H2'	25:DA:1508:A:O4'	2.19	0.42
22:CV:153:LEU:C	22:CV:155:THR:N	2.72	0.42
37:DQ:79:LEU:HD23	37:DQ:80:GLU:H	1.85	0.42
9:AI:127:LYS:O	9:AI:128:ARG:C	2.58	0.42
12:AL:2:PRO:O	12:AL:3:THR:O	2.38	0.42
44:BX:20:GLY:O	44:BX:25:LYS:HB2	2.20	0.42
29:BE:134:ILE:HG22	29:BE:137:HIS:ND1	2.35	0.42
25:BA:2580:U:C5'	29:BE:130:GLY:O	2.68	0.42
25:BA:2008:C:O2'	25:BA:2009:G:H5'	2.20	0.42
47:B0:35:ILE:HD12	47:B0:35:ILE:O	2.20	0.42
25:BA:455:C:N3	25:BA:473:G:H5'	2.34	0.42
40:BT:101:PHE:O	40:BT:101:PHE:CD2	2.73	0.42
25:BA:1234:U:O2'	25:BA:1235:G:H5'	2.19	0.42
25:DA:135:G:O2'	25:DA:136:G:H5'	2.20	0.42
40:DT:42:ILE:N	40:DT:42:ILE:HD12	2.35	0.42
1:AA:163:C:O2	1:AA:163:C:H2'	2.19	0.42
1:CA:685:G:C2	1:CA:686:U:C4	3.07	0.42
25:DA:1053:C:H3'	25:DA:1053:C:O2	2.20	0.42
50:B3:18:ASP:N	50:B3:18:ASP:OD1	2.53	0.42
12:AL:91:PRO:C	12:AL:93:VAL:H	2.23	0.42
25:DA:599:G:C2	25:DA:600:G:C8	3.08	0.42
27:BC:96:GLY:O	27:BC:100:ILE:HB	2.20	0.42
33:BI:93:THR:HG23	33:BI:119:PRO:HA	2.02	0.41
35:DO:117:LEU:HD23	35:DO:117:LEU:O	2.19	0.41
1:AA:1118:C:OP1	9:AI:104:ARG:HD3	2.19	0.41
3:AC:113:ALA:HB3	3:AC:114:PRO:CD	2.45	0.41
7:AG:24:THR:O	7:AG:25:ALA:C	2.55	0.41
7:AG:12:LEU:CD1	7:AG:25:ALA:HB2	2.49	0.41

Continued on next page...

Continued from previous page...

Atom-1	Atom-2	Interatomic distance (Å)	Clash overlap (Å)
25:DA:993:G:C5	25:DA:994:C:C5	3.08	0.41
42:DV:15:GLU:H	42:DV:18:LEU:HD11	1.85	0.41
26:DB:97:G:O2'	26:DB:98:G:H5'	2.19	0.41
37:DQ:97:VAL:HG11	37:DQ:103:MET:HE3	2.02	0.41
46:DZ:15:SER:OG	46:DZ:19:ARG:NH1	2.53	0.41
48:D1:88:LYS:HD3	48:D1:89:GLU:N	2.35	0.41
25:DA:2183:C:H6	25:DA:2183:C:OP2	2.01	0.41
44:DX:26:TYR:HB3	44:DX:92:LEU:CD1	2.50	0.41
19:CS:46:GLY:H	19:CS:62:ILE:HG23	1.85	0.41
48:D1:75:GLU:C	48:D1:77:ALA:H	2.23	0.41
41:BU:91:ASP:OD2	41:BU:96:ALA:CA	2.67	0.41
42:BV:51:VAL:CG1	42:BV:52:VAL:N	2.83	0.41
1:CA:1134:G:N2	1:CA:1141:C:O2	2.50	0.41
45:DY:50:ARG:NH1	45:DY:54:LYS:HB3	2.30	0.41
25:BA:1171:G:N3	25:BA:1171:G:H2'	2.35	0.41
44:BX:37:THR:HG22	44:BX:38:GLU:N	2.35	0.41
30:DF:28:ILE:CG2	30:DF:119:ARG:HH21	2.33	0.41
25:DA:1106:G:H2'	25:DA:1107:G:C5'	2.50	0.41
25:DA:2419:U:O4	55:D8:30:ARG:CZ	2.68	0.41
25:BA:2170:A:C5'	27:BC:135:ARG:HH22	2.33	0.41
25:BA:272(I):U:C4	25:BA:363(A):A:N6	2.88	0.41
1:AA:434:U:C2	1:AA:435:C:C5	3.08	0.41
25:DA:2532:G:H2'	25:DA:2533:A:O4'	2.20	0.41
2:AB:51:LEU:C	2:AB:53:ARG:H	2.22	0.41
1:AA:1308:U:O2'	1:AA:1309:G:H5'	2.20	0.41
2:AB:121:LEU:HD21	2:AB:127:ILE:HD11	2.01	0.41
36:BP:64:LYS:HB2	55:B8:25:MET:HG3	1.95	0.41
36:BP:62:LEU:HD22	36:BP:62:LEU:O	2.20	0.41
4:AD:33:MET:C	4:AD:35:ARG:H	2.22	0.41
22:CV:8:ARG:HH21	23:CW:4:G:H5'	1.82	0.41
25:DA:9:U:H5''	34:DN:115:ARG:NH2	2.35	0.41
32:BH:71:LEU:C	32:BH:73:ALA:N	2.73	0.41
46:DZ:119:ILE:HB	46:DZ:170:ILE:O	2.20	0.41
25:DA:2648:C:O2'	25:DA:2649:U:H5'	2.20	0.41
27:BC:121:MET:O	27:BC:124:VAL:HB	2.20	0.41
15:CO:15:PHE:HE2	15:CO:84:LYS:HB3	1.84	0.41
47:D0:52:GLY:H	47:D0:62:LEU:HD12	1.84	0.41
39:DS:35:ILE:CG2	39:DS:53:SER:HB2	2.50	0.41
39:DS:35:ILE:HD11	39:DS:99:LYS:HD3	2.02	0.41
1:AA:296:U:H2'	1:AA:297:G:C8	2.55	0.41
26:DB:48:A:H4'	39:DS:95:HIS:CD2	2.52	0.41

Continued on next page...

Continued from previous page...

Atom-1	Atom-2	Interatomic distance (Å)	Clash overlap (Å)
25:DA:2334:G:H5'	39:DS:13:ARG:HG3	2.02	0.41
25:BA:2069:G:N2	25:BA:2443:C:C2	2.89	0.41
36:BP:24:GLY:HA2	36:BP:33:ARG:HH12	1.80	0.41
29:BE:144:ARG:HB3	29:BE:145:LYS:H	1.51	0.41
20:CT:92:LEU:HD23	20:CT:96:GLY:HA3	2.02	0.41
25:BA:627:A:O2'	25:BA:628:G:C8	2.71	0.41
23:CW:58:A:H2'	23:CW:60:U:OP2	2.20	0.41
25:DA:2173:A:C2	25:DA:2174:C:O2	2.72	0.41
25:DA:729:G:O4'	28:DD:208:LYS:NZ	2.50	0.41
51:D4:40:ILE:O	51:D4:47:VAL:HA	2.20	0.41
1:AA:544:G:C5	1:AA:545:C:C5	3.07	0.41
9:AI:18:PHE:CD1	9:AI:62:TYR:CD2	2.99	0.41
37:DQ:48:GLU:HG3	37:DQ:48:GLU:O	2.20	0.41
45:DY:87:LYS:O	45:DY:91:GLU:O	2.37	0.41
1:CA:366:C:O2'	1:CA:367:U:P	2.78	0.41
1:CA:389:A:H2'	1:CA:390:C:C5'	2.47	0.41
6:CF:59:TYR:HD2	6:CF:61:LEU:HD11	1.85	0.41
25:BA:2314:C:H2'	25:BA:2315:G:H8	1.84	0.41
39:BS:106:ARG:O	39:BS:106:ARG:CG	2.67	0.41
29:DE:9:VAL:CG1	29:DE:25:VAL:HG12	2.49	0.41
49:B2:35:LEU:O	49:B2:36:ARG:C	2.57	0.41
29:DE:131:ALA:HB1	29:DE:132:HIS:H	1.62	0.41
25:BA:2116:G:H5''	25:BA:2117:A:C8	2.54	0.41
30:BF:161:GLU:HG3	30:BF:164:ARG:HH22	1.85	0.41
1:AA:384:G:C6	1:AA:385:C:N4	2.88	0.41
25:BA:2849:U:O2	25:BA:2866:U:H1'	2.20	0.41
30:DF:63:LYS:HD3	30:DF:65:TRP:O	2.20	0.41
25:DA:675:A:H4'	30:DF:67:GLN:OE1	2.19	0.41
17:AQ:14:LYS:NZ	17:AQ:14:LYS:H	2.15	0.41
54:D7:43:THR:OG1	54:D7:44:PRO:HD2	2.20	0.41
1:AA:47:C:O2'	1:AA:48:C:OP2	2.34	0.41
44:DX:24:GLY:O	44:DX:83:VAL:HG22	2.20	0.41
25:DA:1230:C:H2'	25:DA:1231:G:H8	1.82	0.41
38:BR:113:LEU:HD23	38:BR:113:LEU:C	2.38	0.41
1:CA:63:C:O2'	1:CA:380:G:H4'	2.20	0.41
25:DA:323:G:H3'	30:DF:169:ASN:HD21	1.85	0.41
1:CA:428:G:C5	1:CA:430:A:C6	3.08	0.41
25:DA:942:G:C2'	25:DA:943:U:C5'	2.98	0.41
28:BD:119:ALA:HA	28:BD:130:ALA:O	2.20	0.41
3:CC:27:LYS:HB3	3:CC:27:LYS:HZ2	1.82	0.41
1:CA:636:U:H5'	17:CQ:2:PRO:HD3	2.01	0.41

Continued on next page...

Continued from previous page...

Atom-1	Atom-2	Interatomic distance (Å)	Clash overlap (Å)
1:AA:1452:C:O2'	1:AA:1456:G:N2	2.53	0.41
1:AA:1456:G:O2'	20:AT:36:LEU:HD11	2.19	0.41
8:CH:77:GLU:HG3	8:CH:78:GLN:H	1.85	0.41
7:AG:105:VAL:O	7:AG:106:GLN:C	2.58	0.41
7:AG:106:GLN:O	7:AG:107:ALA:C	2.59	0.41
46:DZ:144:GLU:N	46:DZ:147:ASP:HB3	2.32	0.41
35:BO:87:ILE:HG21	35:BO:91:LEU:HA	2.00	0.41
34:BN:119:ARG:HH11	34:BN:119:ARG:HG3	1.83	0.41
10:CJ:22:LYS:C	10:CJ:22:LYS:HD2	2.40	0.41
1:AA:1292:U:P	7:AG:41:ARG:NH2	2.93	0.41
49:B2:14:ARG:HG3	49:B2:14:ARG:NH1	2.32	0.41
4:CD:92:VAL:O	4:CD:93:PHE:C	2.57	0.41
26:DB:46:A:H2'	26:DB:47:C:H6	1.85	0.41
25:BA:514:A:O2'	25:BA:515:A:H5'	2.20	0.41
2:CB:150:SER:C	2:CB:152:PHE:H	2.24	0.41
25:DA:2585:U:O4'	25:DA:2585:U:O2	2.37	0.41
37:BQ:35:VAL:HG12	37:BQ:130:LYS:O	2.20	0.41
49:B2:27:GLU:O	49:B2:30:ARG:HG2	2.20	0.41
1:AA:1089:G:C2	1:AA:1090:U:C2	3.08	0.41
25:BA:2732:G:H3'	25:BA:2733:A:C5'	2.50	0.41
1:CA:770:C:O4'	1:CA:900:A:C2	2.73	0.41
43:BW:21:VAL:O	43:BW:24:ILE:HG12	2.19	0.41
4:AD:81:GLU:HA	4:AD:84:LYS:HG2	2.02	0.41
25:DA:2198:A:O5'	33:DI:33:ARG:NH2	2.53	0.41
1:AA:1444:C:H2'	1:AA:1445:C:H5'	2.00	0.41
43:DW:31:GLU:HA	43:DW:31:GLU:OE2	2.20	0.41
25:DA:795:C:H2'	25:DA:796:C:C6	2.54	0.41
33:BI:2:LYS:HB2	33:BI:39:ALA:HB3	2.02	0.41
25:DA:1977:A:C6	25:DA:1978:A:C4	3.08	0.41
9:CI:32:ASP:O	9:CI:35:GLU:HB3	2.20	0.41
25:BA:373:U:O2	25:BA:423:A:H2	2.03	0.41
4:AD:46:LYS:O	4:AD:47:ARG:C	2.59	0.41
25:BA:1668:A:N3	25:BA:1670:C:C4	2.88	0.41
29:BE:197:ILE:O	29:BE:197:ILE:HG12	2.20	0.41
27:DC:110:ASP:O	27:DC:110:ASP:CG	2.59	0.41
1:AA:607:A:C4	16:AP:31:LYS:HE3	2.55	0.41
56:D9:14:CYS:CA	56:D9:27:CYS:SG	3.09	0.41
39:BS:101:LEU:CD1	39:BS:101:LEU:N	2.77	0.41
3:AC:113:ALA:HB1	3:AC:185:GLY:HA3	2.01	0.41
26:DB:73:A:H2'	26:DB:74:U:H5'	2.02	0.41
37:DQ:134:ARG:NH2	46:DZ:118:GLU:OE1	2.52	0.41

Continued on next page...

Continued from previous page...

Atom-1	Atom-2	Interatomic distance (Å)	Clash overlap (Å)
2:CB:221:LEU:N	2:CB:221:LEU:CD2	2.82	0.41
2:CB:236:TYR:C	2:CB:238:LEU:H	2.23	0.41
2:CB:32:ILE:CG2	2:CB:33:TYR:N	2.83	0.41
2:CB:86:GLU:HG3	2:CB:92:TYR:HE2	1.85	0.41
25:DA:1141:U:H6	34:DN:63:THR:OG1	2.03	0.41
25:DA:951:C:H2'	25:DA:952:G:H8	1.85	0.41
44:DX:18:TYR:HA	44:DX:21:PHE:CE1	2.55	0.41
44:DX:47:PHE:CE2	44:DX:91:ALA:HB3	2.50	0.41
19:CS:63:THR:HG23	19:CS:66:MET:H	1.85	0.41
9:CI:89:ASN:C	9:CI:91:ASP:H	2.22	0.41
1:AA:193:C:H2'	1:AA:194:C:C6	2.55	0.41
1:CA:939:G:H2'	1:CA:940:C:H6	1.84	0.41
7:CG:115:ARG:HB2	7:CG:118:VAL:HG22	2.02	0.41
7:CG:71:PRO:HA	7:CG:138:LYS:CG	2.51	0.41
41:BU:58:ARG:NH2	41:BU:93:LYS:NZ	2.67	0.41
41:BU:66:ASN:C	41:BU:68:ALA:N	2.72	0.41
13:CM:92:HIS:HD2	13:CM:110:ARG:NH2	2.18	0.41
31:DG:62:LEU:C	31:DG:64:THR:H	2.23	0.41
30:DF:10:PRO:CD	30:DF:13:SER:HB2	2.50	0.41
1:AA:1131:G:C4	1:AA:1132:C:C5	3.08	0.41
1:AA:1066:C:O2'	1:AA:1067:A:O5'	2.38	0.41
25:DA:2401:U:H5''	25:DA:2402:C:OP2	2.21	0.41
25:DA:157:U:N3	25:DA:158:U:C2	2.89	0.41
25:DA:2832:U:O2'	25:DA:2833:G:OP2	2.28	0.41
32:DH:89:ILE:HD11	32:DH:129:THR:HB	2.01	0.41
31:BG:63:ILE:HB	31:BG:143:GLU:OE1	2.20	0.41
8:CH:83:ILE:O	8:CH:83:ILE:HG23	2.19	0.41
36:BP:78:PRO:HB2	36:BP:111:ARG:HD2	2.01	0.41
36:BP:77:ARG:HB2	36:BP:78:PRO:HD2	2.02	0.41
28:BD:35:LYS:NZ	28:BD:102:LYS:O	2.49	0.41
2:AB:218:ALA:O	2:AB:222:ILE:HG13	2.19	0.41
1:CA:688:G:H2'	1:CA:689:C:H6	1.85	0.41
20:CT:22:ARG:O	20:CT:25:ARG:N	2.53	0.41
8:AH:100:ILE:HA	8:AH:101:PRO:HD3	1.85	0.41
29:BE:52:LEU:HD23	29:BE:75:VAL:HB	2.02	0.41
1:CA:1300:G:O2'	1:CA:1301:U:H6	2.02	0.41
35:BO:62:VAL:CG1	35:BO:65:THR:HG22	2.50	0.41
2:AB:137:ARG:O	2:AB:141:GLU:N	2.46	0.41
4:AD:65:ARG:HG3	4:AD:75:PHE:CD1	2.55	0.41
4:AD:7:PRO:HB2	4:AD:10:ARG:CD	2.35	0.41
32:DH:55:PRO:O	32:DH:56:SER:C	2.59	0.41

Continued on next page...

Continued from previous page...

Atom-1	Atom-2	Interatomic distance (Å)	Clash overlap (Å)
40:DT:32:TYR:HD2	40:DT:32:TYR:N	1.92	0.41
3:CC:43:LEU:O	3:CC:45:LYS:N	2.52	0.41
42:BV:91:TYR:HD1	42:BV:92:THR:N	2.18	0.41
42:BV:25:LEU:HD12	42:BV:94:LEU:HD21	2.01	0.41
8:AH:44:PHE:HB3	8:AH:80:ILE:CG1	2.49	0.41
25:DA:2649:U:O2'	25:DA:2650:U:H5'	2.20	0.41
1:CA:976:G:OP2	1:CA:1358:U:O2'	2.38	0.41
27:BC:87:ALA:O	27:BC:90:ALA:HB3	2.19	0.41
1:CA:750:G:N3	15:CO:23:GLY:HA3	2.35	0.41
14:AN:26:ARG:HD2	14:AN:43:CYS:HB3	2.02	0.41
52:B5:46:CYS:C	52:B5:48:GLU:H	2.22	0.41
39:DS:27:SER:HB2	39:DS:88:ASP:OD1	2.20	0.41
30:DF:161:GLU:HA	30:DF:164:ARG:HB2	2.02	0.41
1:AA:355:C:N3	1:AA:356:A:C5	2.88	0.41
1:AA:1193:G:H2'	1:AA:1194:U:H6	1.84	0.41
30:BF:95:ARG:NH2	30:BF:97:TYR:HE1	2.18	0.41
25:BA:2053:G:OP1	29:BE:144:ARG:HD3	2.20	0.41
28:BD:218:ARG:HB3	28:BD:219:PRO:HD2	2.02	0.41
5:CE:103:GLY:H	5:CE:106:PRO:CG	2.33	0.41
25:DA:1826:G:H4'	28:DD:242:ARG:NH1	2.35	0.41
51:B4:62:CYS:SG	51:B4:64:LYS:CG	2.96	0.41
1:AA:666:G:C2	1:AA:741:G:C4	3.08	0.41
27:BC:33:LEU:HD11	27:BC:223:VAL:HG13	2.02	0.41
28:DD:30:GLU:O	28:DD:32:SER:N	2.53	0.41
16:AP:19:ILE:HG12	16:AP:19:ILE:H	1.61	0.41
16:AP:20:VAL:CG2	16:AP:32:TYR:HB2	2.50	0.41
44:BX:71:GLY:O	44:BX:72:LYS:HD2	2.21	0.41
1:AA:939:G:C6	1:AA:940:C:N4	2.88	0.41
25:BA:278:A:O5'	25:BA:278:A:C8	2.73	0.41
4:CD:15:GLU:CD	4:CD:59:ARG:HH21	2.23	0.41
25:BA:70:G:H2'	25:BA:113:G:O2'	2.21	0.41
6:CF:41:GLU:HG3	6:CF:62:TRP:CE3	2.56	0.41
1:CA:1258:G:H2'	1:CA:1259:C:H6	1.85	0.41
25:BA:2166:G:C4	25:BA:2167:U:C5	3.09	0.41
25:DA:1335:U:O2'	25:DA:1336:A:H5'	2.20	0.41
7:CG:76:ARG:O	7:CG:77:SER:O	2.38	0.41
4:AD:100:ARG:NH1	4:AD:100:ARG:HG2	2.35	0.41
2:AB:170:GLU:C	2:AB:172:ILE:H	2.23	0.41
25:DA:1529:G:C4	25:DA:1530:C:C4	3.08	0.41
1:AA:91:C:OP2	1:AA:92:C:C4	2.73	0.41
30:BF:161:GLU:HG3	30:BF:164:ARG:NH2	2.34	0.41

Continued on next page...

Continued from previous page...

Atom-1	Atom-2	Interatomic distance (Å)	Clash overlap (Å)
17:AQ:19:VAL:HG22	17:AQ:44:ALA:HB3	2.02	0.41
40:BT:25:GLY:N	40:BT:49:VAL:CG1	2.84	0.41
11:CK:77:MET:HG3	11:CK:103:LEU:HD21	2.01	0.41
1:AA:992:U:HO2'	1:AA:993:G:P	2.42	0.41
27:BC:8:TYR:N	27:BC:8:TYR:CD1	2.84	0.41
25:BA:1607:C:H4'	25:BA:1608:A:C5'	2.49	0.41
48:B1:73:LEU:CD1	48:B1:94:LEU:HD22	2.46	0.41
8:CH:48:TYR:CD1	8:CH:48:TYR:C	2.94	0.41
25:BA:2662:A:H2'	25:BA:2663:G:H5'	2.01	0.41
50:B3:52:HIS:CD2	50:B3:52:HIS:N	2.83	0.41
48:D1:35:THR:HG23	48:D1:36:GLY:N	2.35	0.41
25:DA:1678:G:N2	25:DA:1989:G:N2	2.63	0.41
1:CA:386:C:H2'	1:CA:387:U:C5'	2.50	0.41
33:BI:68:LEU:CA	33:BI:71:ILE:CG2	2.95	0.41
22:CV:43:ASN:CB	22:CV:48:ALA:HB3	2.50	0.41
12:AL:75:GLN:O	12:AL:77:HIS:N	2.53	0.41
1:CA:635:G:C6	1:CA:636:U:C4	3.08	0.41
1:AA:1011:G:C6	1:AA:1012:U:C4	3.08	0.41
50:B3:28:LEU:HD23	50:B3:28:LEU:HA	1.89	0.41
23:AW:31:G:C2	23:AW:40:C:C2	3.08	0.41
25:DA:781:A:P	28:DD:218:ARG:HH22	2.43	0.41
25:BA:181:A:H2	25:BA:434:U:O4'	2.03	0.41
34:BN:19:GLU:O	34:BN:59:LYS:O	2.37	0.41
8:CH:16:ALA:HB2	8:CH:24:THR:OG1	2.20	0.41
10:CJ:45:ARG:NH1	14:CN:36:PHE:CD2	2.77	0.41
4:CD:204:ILE:HD13	4:CD:204:ILE:N	2.35	0.41
1:CA:107:G:O2'	1:CA:108:G:H5'	2.19	0.41
40:DT:73:GLU:OE1	40:DT:103:ARG:CZ	2.67	0.41
36:DP:25:SER:O	36:DP:30:THR:CB	2.67	0.41
11:CK:34:ASP:HB2	11:CK:35:PRO:HD3	2.02	0.41
3:CC:81:GLY:C	3:CC:82:GLU:HG3	2.40	0.41
39:DS:48:LEU:O	39:DS:49:VAL:HG23	2.20	0.41
47:B0:21:GLY:O	47:B0:23:LYS:HG2	2.20	0.41
27:BC:51:ASP:OD1	27:BC:53:ARG:HB2	2.21	0.41
45:BY:79:CYS:O	45:BY:80:GLY:C	2.57	0.41
1:CA:1442(B):A:P	1:CA:1442(B):A:H3'	2.60	0.41
28:DD:248:SER:O	28:DD:251:GLY:N	2.38	0.41
25:BA:962:G:OP1	25:BA:963:U:OP2	2.39	0.41
35:DO:25:LEU:HD11	35:DO:40:VAL:HG23	2.02	0.41
1:CA:26:A:C2'	1:CA:27:G:H5'	2.50	0.41
12:CL:58:THR:O	12:CL:59:SER:HB3	2.21	0.41

Continued on next page...

Continued from previous page...

Atom-1	Atom-2	Interatomic distance (Å)	Clash overlap (Å)
15:CO:18:PHE:C	15:CO:18:PHE:CD1	2.94	0.41
25:DA:2278:A:N6	47:D0:14:ARG:O	2.53	0.41
17:AQ:11:VAL:HG12	17:AQ:85:VAL:HG22	2.03	0.41
25:BA:663:G:C5	25:BA:664:C:C4	3.08	0.41
25:DA:1812:A:H2'	25:DA:1813:G:H8	1.85	0.41
25:DA:2593:U:O2'	25:DA:2594:C:H5'	2.20	0.41
28:BD:63:ARG:N	28:BD:63:ARG:HD2	2.35	0.41
4:CD:58:LEU:CD2	4:CD:58:LEU:C	2.88	0.41
29:DE:87:GLU:HG2	29:DE:87:GLU:H	1.71	0.41
20:CT:38:LYS:HE2	20:CT:38:LYS:HB3	1.86	0.41
25:BA:324:A:N6	25:BA:338:G:O2'	2.50	0.41
25:BA:693:C:H2'	25:BA:694:U:C6	2.55	0.41
1:AA:1118:C:H6	1:AA:1118:C:O5'	2.03	0.41
1:AA:1347:G:C6	9:AI:107:ARG:NH2	2.88	0.41
2:CB:15:VAL:HG23	2:CB:16:HIS:NE2	2.35	0.41
2:CB:40:HIS:HB2	2:CB:190:THR:HG21	2.02	0.41
34:DN:62:VAL:CG2	34:DN:66:LYS:HE3	2.40	0.41
46:DZ:16:ALA:O	46:DZ:19:ARG:HB2	2.20	0.41
46:DZ:39:ASP:O	46:DZ:40:LEU:C	2.59	0.41
25:BA:773:U:C5'	28:BD:47:GLY:HA3	2.51	0.41
2:AB:18:GLY:N	2:AB:42:ILE:CG2	2.71	0.41
1:CA:1236:A:H2'	1:CA:1237:C:C6	2.55	0.41
41:BU:66:ASN:O	41:BU:70:ARG:HB2	2.21	0.41
41:BU:68:ALA:O	41:BU:71:GLN:N	2.50	0.41
1:CA:1308:U:OP1	13:CM:97:PRO:HA	2.19	0.41
26:DB:41:U:C6	31:DG:69:ALA:HB1	2.54	0.41
25:DA:79:G:O2'	25:DA:80:G:H5'	2.20	0.41
45:DY:6:HIS:HE1	45:DY:30:VAL:HG11	1.80	0.41
1:AA:138:G:H1	1:AA:225:C:H42	1.67	0.41
3:AC:42:LEU:N	3:AC:45:LYS:HZ3	2.18	0.41
3:AC:70:VAL:CG1	3:AC:71:ALA:H	2.32	0.41
10:AJ:65:LEU:HD12	14:AN:55:GLY:O	2.20	0.41
46:BZ:28:TYR:CD1	46:BZ:28:TYR:C	2.94	0.41
25:DA:2416:C:H2'	25:DA:2417:C:H6	1.84	0.41
25:DA:1748:G:C5'	25:DA:1748:G:H8	2.34	0.41
2:AB:217:ARG:CD	2:AB:217:ARG:N	2.72	0.41
2:AB:46:LYS:O	2:AB:50:GLU:HG2	2.21	0.41
46:BZ:125:VAL:CG2	46:BZ:160:VAL:HG13	2.31	0.41
1:CA:1296:C:C5	1:CA:1297:C:N4	2.88	0.41
25:BA:2467:C:H4'	37:BQ:123:HIS:CD2	2.56	0.41
1:AA:1160:G:O6	1:AA:1181:G:O6	2.39	0.41

Continued on next page...

Continued from previous page...

Atom-1	Atom-2	Interatomic distance (Å)	Clash overlap (Å)
25:BA:2394:C:P	36:BP:63:PRO:HD2	2.57	0.41
11:AK:111:ASP:OD2	18:AR:84:LYS:HE3	2.21	0.41
1:AA:785:G:N2	1:AA:798:G:C4	2.88	0.41
1:AA:1151:A:C6	1:AA:1152:A:N6	2.87	0.41
4:AD:7:PRO:HB2	4:AD:10:ARG:HB2	2.03	0.41
3:CC:182:ILE:HG22	3:CC:183:ASP:N	2.35	0.41
48:B1:86:SER:CB	48:B1:89:GLU:OE2	2.67	0.41
1:AA:1201:A:H4'	1:AA:1203:C:OP2	2.20	0.41
37:BQ:60:ARG:CB	37:BQ:60:ARG:NH1	2.83	0.41
40:DT:13:ARG:HH11	40:DT:13:ARG:HA	1.78	0.41
1:CA:1322:C:H4'	1:CA:1323:G:OP1	2.21	0.41
30:BF:32:LEU:O	30:BF:36:VAL:HG23	2.19	0.41
47:D0:43:THR:C	47:D0:45:PHE:N	2.74	0.41
1:CA:1033:G:C8	1:CA:1034:G:H5''	2.56	0.41
26:DB:48:A:OP1	39:DS:93:LYS:HB3	2.19	0.41
1:AA:1207:G:O2'	1:AA:1208:C:H5'	2.21	0.41
25:DA:2166:G:C5	25:DA:2167:U:C4	3.08	0.41
36:BP:24:GLY:N	36:BP:33:ARG:NH2	2.67	0.41
22:AV:137:PRO:O	22:AV:138:GLY:O	2.38	0.41
1:AA:32:A:H61	1:AA:552:U:H3	1.68	0.41
12:AL:42:PRO:HG3	12:AL:47:SER:C	2.40	0.41
5:CE:78:HIS:ND1	8:CH:104:ARG:HG3	2.35	0.41
25:DA:26:G:OP1	43:DW:80:PRO:HB3	2.21	0.41
25:DA:2173:A:O2'	25:DA:2174:C:O4'	2.38	0.41
25:DA:2470:G:OP1	25:DA:2470:G:H4'	2.20	0.41
1:AA:742:G:C2'	1:AA:743:U:H5'	2.51	0.41
25:DA:574:C:N3	29:DE:145:LYS:CE	2.81	0.41
25:BA:2389:G:H5''	25:BA:2390:U:C5'	2.45	0.41
1:CA:616:G:H1'	1:CA:625:G:N2	2.35	0.41
55:D8:32:LEU:HB2	55:D8:36:LYS:HZ1	1.86	0.41
1:AA:1105:A:H2'	1:AA:1106:G:C8	2.54	0.41
25:BA:277:C:OP1	25:BA:277:C:O4'	2.38	0.41
36:DP:71:VAL:HG13	36:DP:72:PRO:N	2.35	0.41
25:DA:2472:G:H5'	25:DA:2473:U:H5'	2.01	0.41
8:AH:56:LYS:O	8:AH:58:TYR:HD1	2.03	0.41
22:AV:100:GLY:O	22:AV:104:PHE:CD1	2.73	0.41
37:DQ:52:VAL:O	37:DQ:56:ARG:HG2	2.20	0.41
27:DC:78:ILE:HG22	27:DC:120:VAL:CG1	2.49	0.41
46:BZ:22:LYS:HG2	46:BZ:37:TYR:CE1	2.55	0.41
18:CR:78:LEU:HA	18:CR:78:LEU:HD23	1.86	0.41
1:AA:7:G:N2	5:AE:121:LYS:HG2	2.35	0.41

Continued on next page...

Continued from previous page...

Atom-1	Atom-2	Interatomic distance (Å)	Clash overlap (Å)
38:DR:78:LYS:NZ	38:DR:83:ILE:HD11	2.36	0.41
25:BA:2543:G:H2'	25:BA:2544:G:O4'	2.20	0.41
29:BE:21:VAL:HG23	29:BE:23:VAL:CG1	2.50	0.41
44:DX:31:HIS:NE2	44:DX:33:LYS:HB2	2.34	0.41
31:BG:135:LEU:CD1	31:BG:135:LEU:N	2.83	0.41
36:DP:90:ARG:O	36:DP:90:ARG:HG2	2.19	0.41
7:AG:51:GLN:HG2	7:AG:56:GLN:O	2.20	0.41
10:AJ:84:GLN:O	10:AJ:85:LEU:HD23	2.20	0.41
8:CH:60:ARG:HH11	8:CH:60:ARG:HG3	1.84	0.41
1:AA:1086:U:H2'	1:AA:1087:G:H5'	2.03	0.41
1:CA:59:A:H5'	1:CA:60:A:H5''	2.01	0.41
25:DA:1241:A:O2'	25:DA:1242:A:H5'	2.20	0.41
1:CA:710:G:H2'	1:CA:711:G:C8	2.52	0.41
28:BD:20:ASP:OD1	28:BD:20:ASP:C	2.59	0.41
25:DA:1459:G:N9	25:DA:1461:G:H1'	2.34	0.41
34:BN:102:ALA:O	34:BN:106:MET:HE3	2.19	0.41
25:DA:1926:U:O2	25:DA:1928:A:C8	2.73	0.41
49:D2:34:GLU:O	49:D2:37:PHE:HB2	2.20	0.41
1:AA:834:C:OP1	18:AR:60:ALA:HB2	2.19	0.41
25:BA:826:U:OP1	25:BA:2428:G:H3'	2.20	0.41
35:BO:88:ASN:ND2	35:BO:90:GLN:OE1	2.52	0.41
25:DA:597:U:H2'	25:DA:598:G:H8	1.82	0.41
31:BG:165:THR:HG1	31:BG:168:GLU:HG3	1.85	0.41
25:DA:672:C:N3	25:DA:809:G:C2	2.88	0.41
38:DR:37:THR:CG2	38:DR:40:LYS:HE3	2.49	0.41
1:CA:1054:C:OP1	1:CA:1198:G:OP2	2.37	0.41
33:DI:65:ALA:O	33:DI:66:GLU:C	2.59	0.41
1:CA:199:G:H1	1:CA:218:C:N4	2.18	0.41
1:AA:874:G:H2'	1:AA:875:C:C6	2.55	0.41
20:CT:10:LEU:HD23	20:CT:10:LEU:O	2.20	0.41
25:DA:777:A:C2	25:DA:778:G:C4	3.09	0.41
15:CO:34:LEU:O	15:CO:34:LEU:HD12	2.20	0.41
8:CH:36:LEU:HA	8:CH:36:LEU:HD23	1.85	0.41
1:CA:426:G:H4'	4:CD:41:GLY:O	2.20	0.41
1:AA:1479:C:H2'	1:AA:1480:G:H8	1.85	0.41
25:DA:1879:C:H2'	25:DA:1880:C:O4'	2.20	0.41
8:AH:34:GLU:O	8:AH:37:ARG:HB3	2.19	0.41
47:B0:38:ARG:HD3	47:B0:57:THR:OG1	2.20	0.41
25:DA:2448:A:HO2'	25:DA:2449:U:H5	1.62	0.41
1:CA:373:A:C2	1:CA:374:A:C8	3.08	0.41
25:BA:2555:U:C2'	25:BA:2556:C:H5'	2.51	0.41

Continued on next page...

Continued from previous page...

Atom-1	Atom-2	Interatomic distance (Å)	Clash overlap (Å)
1:CA:1429:C:H2'	1:CA:1430:C:H6	1.85	0.41
15:CO:18:PHE:HB2	15:CO:19:PRO:HD2	2.02	0.41
27:DC:28:ARG:O	27:DC:31:LYS:HB2	2.20	0.41
25:BA:2011:U:C2'	25:BA:2012:G:H5'	2.50	0.41
25:BA:2670:A:C2	25:BA:2671:A:C4	3.07	0.41
20:AT:45:GLN:C	20:AT:47:GLY:N	2.73	0.41
25:DA:1820:U:H3	28:DD:199:ALA:HA	1.86	0.41
38:DR:65:LEU:HA	38:DR:65:LEU:HD12	1.84	0.41
47:B0:83:LEU:N	47:B0:83:LEU:HD12	2.35	0.41
38:BR:13:HIS:H	38:BR:13:HIS:CD2	2.38	0.41
25:BA:1324:G:C2	25:BA:1328:G:N1	2.89	0.41
1:CA:1168:A:H8	1:CA:1168:A:P	2.43	0.41
34:DN:61:ARG:NH1	34:DN:61:ARG:HG3	2.35	0.41
25:BA:2249:U:H4'	25:BA:2275:C:H5	1.85	0.41
1:CA:692:U:H2'	1:CA:694:A:OP2	2.21	0.41
25:BA:1690:A:H2'	25:BA:1691:C:O4'	2.20	0.41
25:DA:773:U:H4'	28:DD:47:GLY:CA	2.50	0.41
25:BA:243:U:OP1	55:B8:6:THR:HG21	2.19	0.41
36:BP:45:LEU:HD23	36:BP:46:LYS:H	1.83	0.41
36:BP:48:PRO:CG	36:BP:49:ARG:N	2.68	0.41
25:BA:832:G:O2'	36:BP:52:GLU:HB3	2.20	0.41
1:AA:1346:A:N1	1:AA:1374:A:H5"	2.36	0.41
3:AC:116:VAL:HA	3:AC:119:ARG:HB2	2.01	0.41
3:AC:178:LEU:N	3:AC:178:LEU:HD22	2.36	0.41
9:AI:113:LYS:H	9:AI:119:ALA:HA	1.84	0.41
9:AI:78:LYS:HE3	9:AI:101:PHE:CE2	2.53	0.41
46:DZ:53:HIS:ND1	46:DZ:100:PRO:HD3	2.35	0.41
2:CB:155:LEU:HD11	2:CB:157:ARG:C	2.41	0.41
2:CB:221:LEU:HD13	2:CB:221:LEU:HA	1.92	0.41
25:DA:953:A:C2	25:DA:954:G:C8	3.08	0.41
25:DA:2110:G:N2	25:DA:2180:U:C5	2.88	0.41
25:DA:2181:G:H8	25:DA:2181:G:OP2	2.03	0.41
19:CS:39:THR:HG22	19:CS:40:ILE:O	2.20	0.41
9:CI:89:ASN:C	9:CI:91:ASP:N	2.73	0.41
20:AT:55:ILE:O	20:AT:58:LYS:N	2.54	0.41
1:CA:1375:A:C6	1:CA:1376:U:C4	3.08	0.41
7:CG:12:LEU:HD13	7:CG:25:ALA:HB2	2.02	0.41
7:CG:75:VAL:HG12	7:CG:88:PRO:CA	2.50	0.41
41:BU:57:PHE:O	41:BU:58:ARG:C	2.58	0.41
25:DA:279:C:C4'	25:DA:280:C:H5"	2.27	0.41
40:BT:16:ARG:O	40:BT:17:THR:CB	2.67	0.41

Continued on next page...

Continued from previous page...

Atom-1	Atom-2	Interatomic distance (Å)	Clash overlap (Å)
16:AP:55:ARG:HG3	16:AP:55:ARG:HH11	1.85	0.41
36:DP:16:ARG:CZ	36:DP:18:ARG:HG2	2.49	0.41
3:CC:77:ILE:HG23	3:CC:84:ILE:HG21	2.02	0.41
9:AI:16:ARG:HB2	9:AI:64:THR:CG2	2.49	0.41
25:DA:1044:G:C6	25:DA:1112:G:C6	3.08	0.41
25:DA:1108:U:O5'	25:DA:1108:U:H6	2.04	0.41
3:AC:3:ASN:ND2	3:AC:4:LYS:HZ3	2.18	0.41
25:DA:2370:G:H2'	25:DA:2371:G:C8	2.55	0.41
32:DH:137:ASP:O	32:DH:138:LYS:HB2	2.21	0.41
53:B6:41:PRO:O	53:B6:42:TRP:C	2.58	0.41
2:AB:194:PRO:O	2:AB:195:ASP:C	2.58	0.41
4:AD:108:LEU:HD23	4:AD:110:PHE:HE1	1.85	0.41
29:BE:33:VAL:HG22	29:BE:33:VAL:O	2.20	0.41
29:BE:78:LEU:O	29:BE:79:ARG:CD	2.67	0.41
1:AA:797:C:H2'	1:AA:798:G:C8	2.52	0.41
1:AA:1152:A:C5'	10:AJ:13:HIS:HB2	2.30	0.41
1:AA:426:G:C5	1:AA:427:U:C4	3.08	0.41
4:AD:52:SER:OG	4:AD:55:ALA:CB	2.68	0.41
40:DT:79:HIS:O	40:DT:81:PRO:HD3	2.20	0.41
22:CV:4:VAL:C	22:CV:6:ASP:N	2.74	0.41
23:CW:4:G:H2'	23:CW:5:G:H8	1.85	0.41
3:CC:8:ILE:CG2	3:CC:16:ARG:HG2	2.49	0.41
40:DT:99:LEU:HB2	40:DT:101:PHE:CE1	2.56	0.41
25:DA:876:C:H2'	25:DA:877:U:O4'	2.20	0.41
1:AA:460:G:N3	1:AA:460:G:H2'	2.36	0.41
10:CJ:7:LYS:HA	10:CJ:7:LYS:HD3	1.86	0.41
25:BA:2493:U:H6	25:BA:2493:U:O5'	2.02	0.41
25:BA:2290:G:C8	25:BA:2290:G:C5'	2.98	0.41
1:AA:944:G:N1	1:AA:1338:G:OP2	2.52	0.41
6:CF:75:LEU:HD23	6:CF:79:LEU:HG	2.01	0.41
20:CT:87:LYS:O	20:CT:90:GLN:N	2.53	0.41
25:DA:327:G:N2	45:DY:70:SER:OG	2.53	0.41
12:CL:24:LEU:HD23	12:CL:57:LEU:HG	2.01	0.41
46:BZ:13:LYS:HB3	46:BZ:16:ALA:HB3	2.02	0.41
32:DH:13:LYS:CA	32:DH:13:LYS:HE2	2.50	0.41
25:BA:2702:U:H4'	25:BA:2703:C:OP1	2.20	0.41
4:AD:109:GLY:C	4:AD:111:ALA:H	2.22	0.41
1:CA:1329:A:H62	21:CU:7:ARG:HH22	1.65	0.41
11:CK:123:LYS:HA	11:CK:126:ARG:HG3	2.03	0.41
18:AR:56:THR:HB	18:AR:58:LEU:CD1	2.50	0.41
45:BY:71:LYS:NZ	45:BY:71:LYS:HB2	2.36	0.41

Continued on next page...

Continued from previous page...

Atom-1	Atom-2	Interatomic distance (Å)	Clash overlap (Å)
16:AP:21:VAL:O	16:AP:33:ILE:HB	2.20	0.41
25:BA:512:G:O2'	25:BA:513:A:H8	2.03	0.41
25:BA:512:G:C2'	25:BA:513:A:OP2	2.68	0.41
39:DS:102:ALA:O	39:DS:104:GLY:N	2.52	0.41
39:BS:20:ARG:HA	39:BS:20:ARG:HD3	1.65	0.41
26:DB:70:C:HO2'	26:DB:71:C:H5'	1.84	0.41
6:AF:24:GLU:CG	6:AF:25:ILE:H	2.26	0.41
1:CA:1399:C:C2	1:CA:1502:A:N6	2.89	0.41
36:DP:71:VAL:O	36:DP:72:PRO:C	2.59	0.41
25:DA:1498:C:H4'	25:DA:1577:C:H5'	2.01	0.41
1:AA:1075:C:H5'	2:AB:103:THR:HG21	2.02	0.41
25:DA:2473:U:H3	25:DA:2474:C:H6	1.66	0.41
48:B1:26:ARG:CG	48:B1:26:ARG:NH1	2.84	0.41
25:BA:873:G:O2'	25:BA:874:G:H5'	2.20	0.41
1:CA:882:C:H41	12:CL:6:GLN:HE22	1.67	0.41
25:DA:1283:G:N2	25:DA:1286:A:OP2	2.53	0.41
9:AI:22:GLY:N	9:AI:58:HIS:O	2.46	0.41
1:AA:1256:A:H3'	3:AC:27:LYS:HZ3	1.83	0.41
25:DA:2809:A:C2	25:DA:2892:A:N3	2.89	0.41
28:DD:182:LEU:O	28:DD:271:ILE:CG1	2.62	0.41
40:BT:89:VAL:CG1	40:BT:91:ARG:NE	2.77	0.41
31:BG:16:ARG:HH21	31:BG:33:ARG:HG3	1.84	0.41
4:CD:78:LEU:HD21	4:CD:139:ARG:HH12	1.86	0.41
25:DA:89:G:H3'	25:DA:90:U:C5'	2.50	0.41
32:DH:143:GLN:NE2	32:DH:147:ASN:HD21	2.17	0.41
5:CE:35:GLY:HA3	5:CE:112:LEU:HB3	2.02	0.41
1:CA:823:G:H21	8:CH:1:MET:CE	2.34	0.41
1:AA:243:A:H4'	1:AA:244:U:C5'	2.50	0.41
11:AK:43:SER:HA	11:AK:47:VAL:HG21	2.03	0.41
11:AK:44:SER:C	11:AK:46:GLY:H	2.23	0.41
17:AQ:57:VAL:HG21	17:AQ:73:VAL:HG13	2.02	0.41
1:CA:1260:C:H4'	1:CA:1284:C:H5'	2.01	0.41
8:CH:48:TYR:HA	8:CH:60:ARG:O	2.20	0.41
32:BH:94:TYR:HB3	32:BH:107:VAL:HG12	2.03	0.41
1:CA:1281:U:H3'	1:CA:1282:C:C5	2.55	0.41
55:B8:43:GLN:O	55:B8:44:LYS:HD2	2.20	0.41
25:BA:2364:C:O2'	25:BA:2365:G:H5'	2.20	0.41
25:DA:55:G:C2	25:DA:116:C:C2	3.09	0.41
28:BD:125:ILE:HD13	28:BD:131:LEU:CD2	2.50	0.41
3:AC:126:ARG:CG	3:AC:126:ARG:HH11	2.34	0.41
25:BA:110:G:C2'	25:BA:111:A:H5'	2.49	0.41

Continued on next page...

Continued from previous page...

Atom-1	Atom-2	Interatomic distance (Å)	Clash overlap (Å)
25:DA:1907:G:C6	25:DA:1908:C:C4	3.08	0.41
27:BC:57:GLN:HA	27:BC:202:PRO:HB3	2.02	0.41
1:AA:589:C:H2'	1:AA:590:C:H6	1.85	0.41
13:CM:57:ARG:NH1	51:D4:60:GLU:CG	2.80	0.41
54:B7:48:LYS:CD	54:B7:48:LYS:N	2.81	0.41
1:AA:180:U:H2'	1:AA:181:G:C5'	2.49	0.41
25:DA:2205:C:C4	25:DA:2208:A:C6	3.08	0.41
8:CH:12:ARG:HH11	8:CH:26:VAL:HA	1.84	0.41
37:DQ:62:GLY:HA2	46:DZ:115:VAL:CG2	2.50	0.41
1:CA:1206:G:H4'	3:CC:192:THR:O	2.20	0.41
25:BA:1264:G:H2'	25:BA:2014:A:N6	2.35	0.41
25:BA:2553:G:H3'	25:BA:2554:U:C5'	2.50	0.41
2:CB:100:GLY:HA2	2:CB:104:ASN:HB3	2.03	0.41
38:BR:111:LEU:HD13	38:BR:111:LEU:HA	1.84	0.41
4:AD:161:ASN:C	4:AD:163:GLU:H	2.24	0.41
25:BA:459:U:OP1	54:B7:39:ARG:HA	2.21	0.41
25:DA:2456:C:C2'	25:DA:2457:U:H5'	2.50	0.41
41:DU:12:ARG:C	41:DU:14:HIS:N	2.73	0.41
4:AD:120:LEU:CD2	4:AD:125:HIS:HD2	2.33	0.41
38:BR:57:ARG:HB3	38:BR:59:ASP:OD2	2.19	0.41
29:BE:64:LYS:C	29:BE:66:HIS:H	2.23	0.41
1:CA:303:A:H2'	1:CA:304:U:H6	1.85	0.41
25:BA:2748:A:C2	25:BA:2749:A:C4	3.09	0.41
25:BA:52:A:H61	25:BA:118:A:H5''	1.86	0.41
25:BA:2555:U:H2'	25:BA:2556:C:H5'	2.02	0.41
25:BA:1206:G:C6	25:BA:1207:C:C4	3.08	0.41
1:AA:936:C:H2'	1:AA:937:A:H8	1.85	0.41
23:AW:35:A:O2'	23:AW:36:U:H5'	2.20	0.41
25:BA:2511:U:O2	29:BE:139:GLY:HA3	2.20	0.41
48:D1:32:LYS:HB3	48:D1:32:LYS:HE2	1.85	0.41
25:BA:1375:C:H6	25:BA:1375:C:O5'	2.03	0.41
46:BZ:174:VAL:HB	46:BZ:175:PRO:HD2	2.03	0.41
25:BA:198:C:H6	25:BA:198:C:O5'	2.04	0.41
36:BP:41:ARG:HD3	36:BP:45:LEU:HD12	2.00	0.41
39:BS:49:VAL:HG22	39:BS:80:LEU:HD22	2.02	0.41
33:BI:89:TYR:N	33:BI:89:TYR:HD1	2.17	0.41
29:BE:29:GLY:HA2	29:BE:180:ASN:HB3	2.02	0.41
32:BH:6:ARG:C	32:BH:8:PRO:CD	2.87	0.41
26:DB:73:A:H2'	26:DB:74:U:C5'	2.49	0.41
46:DZ:127:VAL:HA	46:DZ:159:GLY:O	2.21	0.41
2:CB:195:ASP:C	2:CB:197:VAL:H	2.23	0.41

Continued on next page...

Continued from previous page...

Atom-1	Atom-2	Interatomic distance (Å)	Clash overlap (Å)
25:DA:1000:A:N1	25:DA:1155:A:C4	2.89	0.41
42:DV:20:LEU:HD23	42:DV:21:ARG:NH2	2.36	0.41
42:DV:62:LEU:N	42:DV:62:LEU:CD2	2.84	0.41
42:DV:21:ARG:HB3	42:DV:91:TYR:HB2	2.03	0.41
25:DA:818:G:C2'	25:DA:819:A:H5''	2.51	0.41
19:CS:40:ILE:HD13	19:CS:62:ILE:CD1	2.50	0.41
1:CA:1347:G:OP2	9:CI:107:ARG:HG2	2.20	0.41
41:BU:76:TYR:OH	41:BU:93:LYS:HE3	2.21	0.41
1:CA:1144:G:N3	1:CA:1145:C:O2	2.53	0.41
25:DA:884:C:H2'	25:DA:885:C:H5''	2.02	0.41
45:DY:55:TYR:O	45:DY:56:PRO:C	2.59	0.41
1:AA:1268:A:C2	1:AA:1269:A:C2	3.09	0.41
1:AA:1221:G:OP1	1:AA:1321:C:N3	2.54	0.41
29:DE:69:LYS:HD3	29:DE:89:ASP:HA	2.02	0.41
3:AC:90:GLU:CD	3:AC:90:GLU:H	2.24	0.41
30:DF:8:GLN:HG2	30:DF:126:VAL:HG12	2.03	0.41
25:DA:614:U:O2	25:DA:614:U:O4'	2.39	0.41
31:BG:56:ALA:O	31:BG:60:LEU:HB2	2.20	0.41
31:BG:59:GLU:HA	31:BG:62:LEU:CB	2.51	0.41
25:BA:2404:C:O3'	36:BP:77:ARG:NH2	2.53	0.41
36:BP:106:LEU:HD11	36:BP:110:TYR:O	2.20	0.41
2:AB:34:ALA:HB3	2:AB:41:ILE:CB	2.42	0.41
2:AB:46:LYS:HD2	2:AB:49:GLU:OE2	2.21	0.41
25:BA:480:A:H2	25:BA:499:U:O2	2.03	0.41
46:BZ:125:VAL:HG22	46:BZ:126:LYS:N	2.34	0.41
1:AA:1309:G:H2'	1:AA:1310:G:O4'	2.19	0.41
36:BP:68:GLN:CA	36:BP:68:GLN:HE21	2.28	0.41
1:AA:778:G:O5'	1:AA:778:G:H8	2.04	0.41
4:AD:36:ARG:HB3	4:AD:36:ARG:NH1	2.28	0.41
4:AD:36:ARG:NH1	4:AD:38:TYR:CE1	2.88	0.41
1:CA:1188:A:H2'	1:CA:1189:C:C5'	2.50	0.41
25:DA:10:G:C2'	25:DA:11:G:H8	2.13	0.41
25:DA:6:A:C2	25:DA:7:G:C8	3.04	0.41
25:DA:874:G:N2	25:DA:904:C:C2	2.89	0.41
46:DZ:149:LEU:C	46:DZ:149:LEU:HD22	2.41	0.41
25:DA:2838:G:C6	25:DA:2839:G:C5	3.08	0.41
42:BV:18:LEU:O	42:BV:19:LYS:O	2.38	0.41
8:AH:63:LEU:CB	8:AH:65:TYR:HE1	2.34	0.41
49:D2:64:LEU:C	49:D2:64:LEU:HD13	2.40	0.41
7:AG:69:VAL:CG2	7:AG:104:LEU:HD21	2.33	0.41
30:BF:46:ARG:NH1	30:BF:46:ARG:HG3	2.10	0.41

Continued on next page...

Continued from previous page...

Atom-1	Atom-2	Interatomic distance (Å)	Clash overlap (Å)
15:CO:70:LEU:O	15:CO:71:GLN:C	2.59	0.41
37:BQ:134:ARG:HA	37:BQ:137:TYR:CD1	2.53	0.41
1:CA:1223:C:OP2	1:CA:1224:G:H8	2.04	0.41
33:BI:38:LEU:HD13	33:BI:40:THR:HG23	2.03	0.41
27:DC:84:ILE:HD11	31:DG:50:ALA:CB	2.47	0.41
25:DA:638:G:C2'	25:DA:639:U:H6	2.22	0.41
36:DP:102:ARG:HG2	36:DP:102:ARG:O	2.20	0.41
36:BP:5:ASP:HB3	36:BP:6:LEU:H	1.52	0.41
15:AO:25:THR:CG2	15:AO:70:LEU:HD22	2.49	0.41
15:AO:76:GLU:C	15:AO:78:TYR:H	2.24	0.41
1:CA:1119:C:C2'	1:CA:1120:G:H5'	2.51	0.41
31:BG:77:ILE:N	31:BG:83:ARG:HB3	2.36	0.41
25:BA:784:A:C5'	28:BD:227:ASN:ND2	2.78	0.41
6:CF:50:TYR:HE2	6:CF:52:ILE:CD1	2.31	0.41
12:AL:81:LEU:HD13	12:AL:82:ILE:N	2.35	0.41
1:CA:79:G:N7	1:CA:80:G:C5	2.89	0.41
25:BA:1591:G:C2'	25:BA:1592:C:H5'	2.51	0.41
25:DA:27:G:O2'	25:DA:28:A:O5'	2.38	0.41
1:AA:848:C:O2'	1:AA:849:C:H5'	2.20	0.41
28:DD:143:HIS:O	28:DD:144:ALA:C	2.57	0.41
1:CA:520:A:C2	1:CA:536:C:H1'	2.56	0.41
28:DD:30:GLU:CG	28:DD:63:ARG:NE	2.84	0.41
32:DH:12:PRO:HG2	32:DH:49:VAL:CB	2.51	0.41
56:B9:14:CYS:HB3	56:B9:27:CYS:SG	2.60	0.41
25:BA:2816:C:H1'	52:B5:43:HIS:CE1	2.55	0.41
37:DQ:63:LYS:NZ	37:DQ:63:LYS:HB2	2.35	0.41
4:CD:36:ARG:HB3	4:CD:38:TYR:CZ	2.55	0.41
29:DE:44:TYR:O	29:DE:45:THR:CB	2.64	0.41
25:DA:2638:G:P	29:DE:82:ARG:NH2	2.94	0.41
51:B4:38:ALA:N	51:B4:50:THR:O	2.54	0.41
31:BG:2:PRO:C	31:BG:4:ASP:N	2.73	0.41
31:BG:125:PHE:CZ	31:BG:170:ARG:HA	2.56	0.41
38:DR:34:ILE:HA	38:DR:34:ILE:HD13	1.79	0.41
38:DR:94:TYR:C	38:DR:117:VAL:HG23	2.41	0.41
4:AD:89:THR:C	4:AD:91:SER:N	2.73	0.41
25:BA:2543:G:O2'	25:BA:2544:G:H5'	2.21	0.41
25:BA:323:G:H2'	30:BF:169:ASN:ND2	2.36	0.41
25:BA:2356:C:H2'	25:BA:2357:U:O4'	2.20	0.41
1:AA:61:G:C6	1:AA:62:U:C4	3.07	0.41
37:DQ:64:ILE:HG12	37:DQ:106:VAL:HG12	2.02	0.41
10:AJ:79:ARG:HA	10:AJ:79:ARG:HD3	1.74	0.41

Continued on next page...

Continued from previous page...

Atom-1	Atom-2	Interatomic distance (Å)	Clash overlap (Å)
1:AA:773:G:N1	1:AA:807:A:C6	2.89	0.41
25:BA:2364:C:H2'	25:BA:2365:G:C5'	2.50	0.41
25:BA:2365:G:P	47:B0:54:ARG:HG3	2.61	0.41
25:DA:1131:G:C8	25:DA:2025:C:H4'	2.55	0.41
28:BD:125:ILE:O	28:BD:126:GLN:HB3	2.20	0.41
46:BZ:144:GLU:OE1	46:BZ:144:GLU:HA	2.20	0.41
25:DA:589:C:O2'	25:DA:590:A:H5'	2.21	0.41
33:DI:83:ALA:CB	33:DI:88:ILE:CA	2.97	0.41
25:BA:1933:G:H2'	25:BA:1934:C:H6	1.86	0.41
34:BN:87:LEU:O	34:BN:88:GLU:C	2.57	0.41
4:AD:150:GLU:HG2	4:AD:151:LYS:N	2.35	0.41
1:CA:876:G:O5'	8:CH:14:ARG:NH1	2.53	0.41
25:DA:2285:C:H42	25:DA:2383:G:H1	1.67	0.41
41:BU:36:ARG:CG	41:BU:37:GLU:N	2.83	0.41
25:DA:2191:G:N2	25:DA:2192:G:H1'	2.35	0.41
25:BA:139:G:H2'	25:BA:139(A):G:H5''	2.02	0.41
46:BZ:39:ASP:HB3	46:BZ:42:GLU:HB3	2.02	0.41
1:CA:984:C:H2'	1:CA:985:C:C6	2.56	0.41
1:AA:945:G:C2	1:AA:1337:G:C2	3.09	0.41
49:B2:66:GLU:HA	49:B2:69:ARG:NH1	2.35	0.41
15:AO:42:HIS:O	15:AO:45:VAL:HB	2.21	0.41
16:CP:60:LEU:HA	16:CP:60:LEU:HD23	1.87	0.41
1:AA:311:C:O2'	1:AA:312:C:H5'	2.20	0.41
25:DA:2365:G:OP1	47:D0:54:GLY:HA3	2.20	0.41
1:AA:645:C:H2'	1:AA:646:U:O4'	2.19	0.41
25:DA:2605:U:H2'	25:DA:2606:C:C6	2.55	0.41
46:BZ:8:TYR:HE2	46:BZ:34:ARG:CD	2.33	0.41
1:CA:11:G:H2'	1:CA:12:U:H6	1.86	0.41
25:DA:692:C:O2'	25:DA:693:C:H5'	2.20	0.41
25:DA:710:G:H2'	25:DA:711:G:H8	1.86	0.41
1:AA:983:A:H5'	1:AA:984:C:OP2	2.20	0.41
47:D0:50:ASN:ND2	47:D0:83:PRO:HD3	2.36	0.41
8:AH:114:THR:OG1	8:AH:117:GLY:O	2.32	0.41
17:CQ:48:GLU:O	17:CQ:49:GLU:C	2.58	0.41
25:BA:1326:U:C2	25:BA:1648:C:H1'	2.55	0.41
25:BA:945:A:C4	25:BA:2448:A:C2	3.08	0.41
25:DA:2857:G:N1	25:DA:2861:G:C6	2.88	0.41
31:BG:52:ILE:HG12	31:BG:52:ILE:H	1.55	0.41
29:BE:110:GLY:HA2	29:BE:162:ALA:N	2.36	0.41
25:BA:182:A:H2	25:BA:433:C:O2	2.03	0.41
25:BA:827:U:H2'	25:BA:2068:U:C2	2.56	0.41

Continued on next page...

Continued from previous page...

Atom-1	Atom-2	Interatomic distance (Å)	Clash overlap (Å)
39:BS:48:LEU:O	39:BS:49:VAL:HG23	2.21	0.41
46:DZ:26:VAL:CG1	46:DZ:86:ASP:OD2	2.69	0.41
2:CB:68:ILE:O	2:CB:91:PRO:HD2	2.19	0.41
41:DU:69:CYS:O	41:DU:74:LEU:CD1	2.69	0.41
42:DV:34:GLU:CD	42:DV:56:SER:HB2	2.40	0.41
48:D1:90:ILE:O	48:D1:94:LEU:N	2.43	0.41
25:DA:480:A:H2	25:DA:499:U:O2	2.04	0.41
7:CG:146:GLU:CA	7:CG:149:ARG:HB2	2.46	0.41
9:CI:121:ARG:HH11	9:CI:121:ARG:HG2	1.85	0.41
41:BU:76:TYR:CZ	41:BU:80:ILE:HG13	2.56	0.41
19:CS:32:LYS:HE3	19:CS:32:LYS:HB2	1.82	0.41
31:DG:103:LEU:HA	31:DG:106:LEU:CB	2.36	0.41
25:BA:1170:G:C2	25:BA:1171:G:N7	2.89	0.41
29:DE:33:VAL:HG23	29:DE:47:VAL:CG1	2.50	0.41
30:BF:7:TYR:HB3	30:BF:16:GLY:C	2.40	0.41
1:AA:192:U:C4'	20:AT:103:GLY:HA2	2.51	0.41
30:DF:19:GLU:HG2	30:DF:20:LEU:N	2.36	0.41
45:BY:27:VAL:CG1	45:BY:29:GLU:OE1	2.68	0.41
1:AA:1134:G:C2	1:AA:1142:G:C2	3.08	0.41
46:BZ:29:ASN:O	46:BZ:30:ARG:HB3	2.21	0.41
1:AA:1066:C:O2'	1:AA:1067:A:C5'	2.68	0.41
53:B6:15:GLU:HB3	53:B6:18:ARG:HG2	2.01	0.41
25:BA:637:A:OP2	36:BP:116:GLY:N	2.54	0.41
20:CT:12:ALA:O	20:CT:15:ARG:N	2.47	0.41
25:BA:480:A:H1'	45:BY:44:ILE:HG21	2.02	0.41
8:CH:109:ILE:CG2	8:CH:137:VAL:HB	2.51	0.41
13:AM:25:ILE:CD1	13:AM:66:LEU:CD2	2.95	0.41
37:BQ:51:ARG:CD	37:BQ:66:ILE:HD11	2.50	0.41
1:AA:1181:G:C6	1:AA:1182:G:C2	3.09	0.41
35:DO:71:ARG:NH2	35:DO:77:ILE:HG21	2.34	0.41
22:CV:72:TYR:H	22:CV:109:THR:CG2	2.29	0.41
22:CV:74:TYR:HA	22:CV:75:PRO:HD3	1.77	0.41
25:DA:7:G:H2'	25:DA:8:A:O4'	2.20	0.41
25:DA:7:G:H5''	34:DN:130:HIS:HD2	1.85	0.41
25:BA:2755:C:H6	25:BA:2755:C:O5'	2.03	0.41
42:BV:19:LYS:HZ3	42:BV:20:LEU:N	2.11	0.41
8:AH:11:THR:HG23	8:AH:14:ARG:HH12	1.85	0.41
14:CN:6:LEU:O	14:CN:7:ILE:C	2.59	0.41
2:CB:121:LEU:CA	2:CB:126:GLU:OE1	2.68	0.41
46:BZ:99:VAL:O	46:BZ:101:LEU:CD1	2.69	0.41
25:DA:635:C:O2'	25:DA:636:G:H5'	2.20	0.41

Continued on next page...

Continued from previous page...

Atom-1	Atom-2	Interatomic distance (Å)	Clash overlap (Å)
15:AO:82:ILE:HD13	15:AO:83:GLU:N	2.35	0.41
39:DS:91:PRO:O	39:DS:93:LYS:N	2.52	0.41
25:DA:319:C:H2'	25:DA:320:A:O4'	2.21	0.41
30:DF:130:ALA:O	30:DF:132:VAL:N	2.54	0.41
16:AP:11:SER:HB2	16:AP:14:ASN:CB	2.50	0.41
25:DA:2128:C:OP2	27:DC:37:LYS:HD3	2.20	0.41
1:CA:84:U:C2'	1:CA:88:A:H5'	2.51	0.41
1:CA:80:G:O6	1:CA:88:A:OP2	2.38	0.41
5:CE:147:ASP:N	5:CE:147:ASP:OD2	2.53	0.41
25:BA:628:G:C5	25:BA:629:G:N7	2.89	0.41
25:DA:2176:A:OP1	27:DC:221:PRO:HA	2.21	0.41
25:DA:729:G:C5	28:DD:208:LYS:HB2	2.56	0.41
1:AA:666:G:H5'	1:AA:726:C:H1'	2.01	0.41
25:DA:883:G:N2	25:DA:893:C:O2	2.52	0.41
25:BA:2124:G:H22	27:BC:219:MET:CE	2.33	0.41
1:AA:39:G:C6	1:AA:40:C:C4	3.08	0.41
46:BZ:106:THR:HA	46:BZ:107:PRO:HD2	1.90	0.41
20:CT:40:ALA:O	20:CT:42:GLN:N	2.53	0.41
6:AF:18:GLN:O	6:AF:21:LEU:N	2.49	0.41
19:AS:62:ILE:HD12	19:AS:63:THR:H	1.85	0.41
27:BC:21:TYR:N	27:BC:21:TYR:CD1	2.88	0.41
1:CA:366:C:HO2'	1:CA:367:U:P	2.43	0.41
9:AI:57:GLY:O	9:AI:59:PHE:N	2.53	0.41
22:AV:101:ALA:N	22:AV:102:GLU:OE2	2.54	0.41
13:CM:39:ILE:O	13:CM:39:ILE:HG22	2.20	0.41
25:DA:89:G:N2	25:DA:456:C:N4	2.68	0.41
25:BA:1885:A:H4'	27:BC:211:ARG:HH22	1.86	0.41
31:BG:118:ARG:O	31:BG:181:ARG:HA	2.20	0.41
7:CG:77:SER:O	7:CG:78:ARG:HB2	2.21	0.41
38:BR:15:SER:O	38:BR:16:HIS:C	2.59	0.41
22:AV:47:GLY:O	22:AV:48:ALA:C	2.59	0.41
52:D5:45:VAL:HG22	52:D5:51:TYR:HD2	1.85	0.41
1:AA:1014:A:H4'	19:AS:14:HIS:CD2	2.55	0.41
20:CT:33:ILE:HD11	20:CT:62:LEU:O	2.20	0.41
25:BA:2203:U:O2	25:BA:2221:G:C2	2.73	0.41
33:BI:27:ARG:HD3	48:BI:71:TYR:HE1	1.81	0.41
25:DA:1594:G:N2	25:DA:1595:G:H1'	2.35	0.41
33:DI:5:LEU:HD13	33:DI:17:GLN:O	2.20	0.41
1:CA:542:G:H2'	1:CA:543:C:C6	2.52	0.41
25:DA:118:A:C8	25:DA:119:A:C8	3.09	0.41
1:CA:533:A:H1'	1:CA:534:U:OP1	2.20	0.41

Continued on next page...

Continued from previous page...

Atom-1	Atom-2	Interatomic distance (Å)	Clash overlap (Å)
25:BA:1655:A:C8	25:BA:1656:C:C5	3.09	0.41
2:AB:102:LEU:N	2:AB:102:LEU:HD12	2.36	0.41
28:DD:66:ASP:OD2	28:DD:69:ARG:HA	2.21	0.41
23:CW:19:G:C5	23:CW:57:A:C2	3.09	0.41
25:DA:2683:C:H2'	25:DA:2684:U:H6	1.85	0.41
12:CL:123:LYS:HE2	12:CL:124:GLU:OE1	2.20	0.41
34:BN:58:ASP:C	34:BN:60:ILE:H	2.24	0.41
29:BE:2:LYS:HE2	29:BE:95:ILE:HG23	2.03	0.41
1:AA:1237:C:H6	1:AA:1237:C:O5'	2.04	0.41
1:CA:1108:G:H5'	3:CC:176:HIS:CE1	2.56	0.41
1:AA:126:G:N1	1:AA:127:G:C5	2.89	0.41
26:DB:40:U:N3	26:DB:43:C:H5''	2.35	0.41
25:BA:2772:C:O2'	25:BA:2773:C:H5'	2.20	0.41
28:BD:46:GLN:CD	28:BD:46:GLN:N	2.74	0.41
46:BZ:50:ALA:HB1	46:BZ:56:ILE:HD11	2.01	0.41
1:CA:189(D):C:H2'	1:CA:189(E):U:C6	2.56	0.41
45:DY:16:ALA:HA	45:DY:21:LYS:NZ	2.35	0.41
31:DG:77:ILE:HG22	31:DG:79:ASN:N	2.35	0.41
25:DA:357:A:C2	25:DA:358:U:C2	3.09	0.41
26:DB:26:A:OP2	26:DB:26:A:H8	2.04	0.41
25:DA:1691:C:O2'	25:DA:1692:U:H5'	2.21	0.41
25:DA:31:C:C4	25:DA:32:C:C5	3.09	0.41
46:BZ:27:MET:O	46:BZ:27:MET:HG3	2.21	0.41
31:DG:105:LYS:HE2	51:D4:52:SER:HB3	2.02	0.41
36:BP:13:ASN:C	36:BP:13:ASN:ND2	2.73	0.41
25:BA:1167:U:C2	25:BA:1183:G:N2	2.89	0.41
25:BA:41:C:H2'	25:BA:42:G:O4'	2.21	0.41
25:BA:2593:U:H2'	25:BA:2594:C:H6	1.84	0.41
49:B2:50:ILE:HG22	49:B2:51:ARG:N	2.35	0.41
1:AA:1494:G:C2	1:AA:1495:U:C6	3.09	0.41
25:BA:2778:A:O2'	25:BA:2781:A:H5'	2.21	0.41
25:BA:594:U:H2'	25:BA:595:C:C6	2.55	0.41
25:BA:2706:G:H2'	25:BA:2707:G:O4'	2.20	0.41
5:AE:90:VAL:O	5:AE:90:VAL:CG2	2.68	0.41
31:DG:175:LEU:CD1	31:DG:175:LEU:N	2.84	0.41
13:CM:84:ILE:HG22	13:CM:84:ILE:O	2.19	0.41
25:DA:645:C:O2	25:DA:645:C:C2'	2.67	0.41
26:DB:103:G:O2'	46:DZ:72:GLN:NE2	2.51	0.41
1:CA:414:A:H2'	1:CA:415:A:O4'	2.21	0.41
25:DA:2528:U:H5''	56:D9:31:LYS:CE	2.50	0.41
1:CA:317:G:C6	1:CA:318:G:N7	2.89	0.41

Continued on next page...

Continued from previous page...

Atom-1	Atom-2	Interatomic distance (Å)	Clash overlap (Å)
46:DZ:101:LEU:HD11	46:DZ:123:ILE:HB	2.03	0.41
2:CB:97:TRP:CZ2	2:CB:173:ALA:HA	2.53	0.41
34:DN:42:TRP:HE3	34:DN:43:THR:H	1.62	0.41
41:DU:92:ARG:HG2	42:DV:11:GLN:NE2	2.35	0.41
37:DQ:101:ARG:HD2	37:DQ:102:VAL:N	2.35	0.41
2:AB:17:PHE:HD2	2:AB:17:PHE:O	2.04	0.41
25:BA:613:G:N2	25:BA:614(C):A:O2'	2.54	0.41
9:CI:118:LYS:CB	9:CI:118:LYS:NZ	2.84	0.41
31:DG:106:LEU:HA	31:DG:110:ALA:HB3	2.02	0.41
31:DG:114:ILE:CB	31:DG:117:PHE:HB2	2.34	0.41
35:BO:71:ARG:NE	35:BO:105:GLU:OE1	2.52	0.41
16:AP:39:TYR:HB2	16:AP:73:LEU:HD13	2.02	0.41
20:AT:78:ALA:HA	20:AT:81:LYS:HD3	2.02	0.41
3:AC:41:GLY:O	3:AC:42:LEU:C	2.59	0.41
30:DF:7:TYR:CB	30:DF:16:GLY:N	2.84	0.41
45:BY:11:ASP:N	45:BY:28:LYS:HZ1	2.09	0.41
1:AA:1145:C:C4'	1:AA:1146:A:H5'	2.27	0.41
10:AJ:28:ARG:HH11	10:AJ:28:ARG:CG	2.34	0.41
1:AA:1064:G:C6	1:AA:1066:C:N4	2.88	0.41
1:AA:924:C:O2'	1:AA:1502:A:N6	2.53	0.41
50:D3:26:LEU:HD21	50:D3:46:ASN:CB	2.50	0.41
28:DD:84:TYR:CD1	28:DD:91:ARG:NH1	2.89	0.41
25:DA:2681:C:OP2	29:DE:109:LYS:NZ	2.47	0.41
36:BP:84:ASN:HD22	36:BP:115:LEU:HD23	1.86	0.41
2:AB:222:ILE:H	2:AB:222:ILE:HG13	1.68	0.41
46:BZ:127:VAL:CG2	46:BZ:131:ASN:ND2	2.83	0.41
13:AM:34:LEU:CD2	13:AM:39:ILE:HB	2.41	0.41
1:CA:345:C:H3'	40:DT:41:ARG:NH2	2.35	0.41
22:CV:4:VAL:HG23	22:CV:5:THR:N	2.36	0.41
1:CA:1187:G:H2'	1:CA:1188:A:H5'	2.01	0.41
3:CC:10:PHE:HD2	3:CC:11:ARG:NH1	2.19	0.41
3:CC:14:ILE:HG21	3:CC:178:LEU:HB3	2.03	0.41
10:CJ:48:THR:CB	10:CJ:62:HIS:HB3	2.51	0.41
34:DN:34:LEU:HD12	34:DN:34:LEU:HA	1.86	0.41
34:DN:11:PRO:HB3	34:DN:51:PHE:HE1	1.86	0.41
25:DA:2791:C:O2'	25:DA:2792:G:P	2.79	0.41
8:AH:21:LYS:H	8:AH:65:TYR:HH	1.62	0.41
27:BC:118:PRO:HB2	27:BC:148:PHE:CZ	2.56	0.41
25:DA:94(A):G:C6	25:DA:95:G:N7	2.89	0.41
10:AJ:54:PHE:CE2	10:AJ:55:LYS:HD2	2.56	0.41
33:BI:10:GLU:OE2	33:BI:11:ASN:N	2.53	0.41

Continued on next page...

Continued from previous page...

Atom-1	Atom-2	Interatomic distance (Å)	Clash overlap (Å)
17:CQ:75:ARG:NH1	17:CQ:77:VAL:HG22	2.35	0.41
36:BP:6:LEU:HB2	36:BP:9:ASN:ND2	2.36	0.41
15:AO:17:ARG:HD3	15:AO:26:GLU:CG	2.40	0.41
15:AO:81:LEU:O	15:AO:82:ILE:C	2.59	0.41
30:BF:1:MET:HE2	30:BF:26:ALA:C	2.41	0.41
1:CA:1027:C:H1'	1:CA:1035:A:N1	2.33	0.41
27:DC:118:PRO:HD2	27:DC:148:PHE:CZ	2.56	0.41
2:AB:154:LEU:O	2:AB:155:LEU:C	2.58	0.41
30:BF:13:SER:O	30:BF:14:PRO:O	2.38	0.41
29:BE:117:MET:O	29:BE:117:MET:HG2	2.20	0.41
25:DA:1524:G:C4	25:DA:1525:G:C8	3.09	0.41
12:AL:99:ARG:HG2	12:AL:99:ARG:H	1.70	0.41
20:CT:88:VAL:O	20:CT:92:LEU:HB2	2.21	0.41
25:BA:527:C:H4'	25:BA:528:A:O5'	2.20	0.41
51:B4:44:CYS:O	51:B4:45:GLY:C	2.59	0.41
1:CA:266:G:H5'	1:CA:266:G:C8	2.55	0.41
12:CL:98:VAL:O	12:CL:99:ARG:C	2.59	0.41
12:CL:63:VAL:HG11	12:CL:95:TYR:CE1	2.55	0.41
53:B6:9:LEU:C	53:B6:9:LEU:CD2	2.80	0.41
35:DO:16:ALA:HB2	35:DO:52:VAL:HG11	2.02	0.41
35:DO:17:ARG:HB3	35:DO:45:GLU:O	2.20	0.41
18:AR:50:ILE:O	18:AR:51:LEU:C	2.58	0.41
25:BA:2319:G:H1'	25:BA:2320:A:C4	2.56	0.41
39:BS:20:ARG:HH11	39:BS:20:ARG:N	2.19	0.41
7:AG:111:ARG:HE	7:AG:123:GLU:HA	1.86	0.41
25:DA:2870:C:C2'	25:DA:2871:C:C5'	2.87	0.41
1:AA:1075:C:H4'	1:AA:1101:A:N6	2.35	0.41
4:CD:148:VAL:HG12	4:CD:152:SER:HB2	2.02	0.41
14:AN:4:LYS:HA	14:AN:7:ILE:CD1	2.50	0.41
25:DA:817:C:O2'	25:DA:839:U:H5''	2.21	0.41
25:BA:834:C:C4'	55:B8:52:LYS:HZ1	2.34	0.41
29:DE:2:LYS:NZ	29:DE:100:GLU:OE2	2.53	0.41
29:DE:93:VAL:C	29:DE:95:ILE:N	2.73	0.41
28:DD:268:ARG:H	28:DD:270:ILE:HD11	1.86	0.41
25:BA:815:C:H2'	25:BA:816:C:C6	2.55	0.41
17:CQ:10:VAL:HG13	17:CQ:19:VAL:HB	2.01	0.41
1:AA:1263:C:H2'	1:AA:1264:C:H6	1.86	0.41
22:AV:115:TYR:O	22:AV:116:GLU:HB2	2.21	0.41
22:AV:97:ARG:NH1	22:AV:120:ILE:HG22	2.36	0.41
25:DA:2884:U:H2'	25:DA:2885:C:H5'	2.03	0.41
30:BF:175:THR:O	30:BF:176:LEU:HB2	2.19	0.41

Continued on next page...

Continued from previous page...

Atom-1	Atom-2	Interatomic distance (Å)	Clash overlap (Å)
1:AA:1017:G:H2'	1:AA:1018:C:C6	2.56	0.41
1:AA:109:A:H3'	1:AA:110:C:C5'	2.50	0.41
17:AQ:27:PHE:HA	17:AQ:28:PRO:HD3	1.90	0.41
30:DF:66:PRO:C	30:DF:68:LYS:H	2.24	0.41
7:AG:50:ILE:HA	7:AG:54:THR:HG21	2.01	0.41
25:DA:1594:G:C2	25:DA:1595:G:H1'	2.56	0.41
1:AA:6:G:H3'	1:AA:6:G:N3	2.35	0.41
25:BA:1657:C:H4'	29:BE:133:LYS:HB3	2.01	0.41
48:D1:15:ALA:O	48:D1:40:ARG:CG	2.66	0.41
54:D7:2:LYS:H	54:D7:2:LYS:HD2	1.82	0.41
25:BA:1935:G:O2'	25:BA:1936:A:H5''	2.21	0.41
27:DC:52:PRO:HG2	27:DC:53:ARG:HD2	2.01	0.41
49:D2:8:LYS:O	49:D2:9:GLN:C	2.58	0.41
49:D2:6:VAL:O	49:D2:9:GLN:HB2	2.20	0.41
1:AA:1376:U:H2'	1:AA:1377:A:H8	1.86	0.41
10:AJ:89:ASP:HB3	10:AJ:91:PRO:CD	2.51	0.41
25:DA:2684:U:O2'	25:DA:2685:G:H5'	2.20	0.41
49:D2:41:ILE:O	49:D2:43:GLN:N	2.54	0.41
1:AA:1410:G:N2	1:AA:1491:G:H1'	2.35	0.41
35:BO:115:VAL:CG1	35:BO:121:VAL:HG21	2.51	0.41
28:BD:37:LEU:HD23	28:BD:38:LYS:H	1.86	0.41
1:AA:189(C):C:C2'	1:AA:189(D):C:H5'	2.51	0.41
4:CD:92:VAL:O	4:CD:95:GLY:N	2.54	0.41
27:DC:69:LEU:HD23	27:DC:70:GLY:N	2.36	0.41
1:CA:99:U:H2'	1:CA:100:C:H6	1.84	0.41
25:BA:2752:C:H2'	25:BA:2753:A:H5'	2.03	0.41
25:DA:1815:A:C4	25:DA:1817:G:C5	3.08	0.41
25:DA:1815:A:C6	25:DA:1817:G:C6	3.09	0.41
16:CP:58:TYR:CD1	16:CP:59:TRP:N	2.86	0.41
25:DA:2772:C:C2	25:DA:2773:C:C5	3.09	0.41
25:BA:376:C:H2'	25:BA:377:C:H6	1.83	0.41
25:DA:2052:G:O4'	29:DE:142:GLY:HA3	2.20	0.41
25:DA:1471:A:OP2	25:DA:1519:G:N1	2.48	0.41
1:CA:189(C):C:O2'	1:CA:189(D):C:H5'	2.21	0.41
28:BD:198:ASN:CG	28:BD:198:ASN:O	2.59	0.41
25:BA:1168:G:H2'	25:BA:1169:G:O4'	2.20	0.41
1:CA:560:U:H6	1:CA:560:U:H2'	1.71	0.41
28:BD:93:ALA:N	28:BD:107:ALA:HB2	2.36	0.41
25:BA:1362:C:O2'	25:BA:1363:C:H5'	2.20	0.41
25:BA:706:A:H2'	25:BA:707:G:O4'	2.21	0.41
25:DA:964:C:H2'	25:DA:965:C:H5''	2.03	0.41

Continued on next page...

Continued from previous page...

Atom-1	Atom-2	Interatomic distance (Å)	Clash overlap (Å)
19:CS:18:LYS:O	19:CS:22:LEU:HD23	2.20	0.41
25:DA:1430:C:O2'	25:DA:1431:U:H5'	2.20	0.41
25:DA:1431:U:H2'	25:DA:1432:C:H6	1.85	0.41
25:BA:2885:C:N3	25:BA:2886:G:H1'	2.35	0.41
25:DA:531:C:OP1	25:DA:561:G:N2	2.54	0.41
13:AM:28:ALA:C	13:AM:30:ALA:H	2.24	0.41
25:BA:1754:C:H5'	40:BT:101:PHE:CZ	2.55	0.41
33:BI:98:ALA:C	33:BI:100:ALA:N	2.73	0.41
25:BA:690:G:H2'	25:BA:691:C:C6	2.56	0.41
26:DB:112:U:H2'	26:DB:113:G:C8	2.55	0.41
26:BB:50:G:OP1	39:BS:63:THR:HG23	2.20	0.41
26:BB:82:G:O2'	26:BB:83:G:H5'	2.21	0.41
49:B2:61:LEU:HA	49:B2:61:LEU:HD23	1.91	0.41
48:B1:40:ARG:HB2	48:B1:40:ARG:HE	1.70	0.41
25:BA:475:U:H4'	25:BA:510:C:H5'	2.03	0.41
56:D9:7:VAL:CG1	56:D9:25:VAL:HG23	2.50	0.41
25:DA:1122:G:O2'	25:DA:1123:C:H5'	2.20	0.41
1:CA:317:G:C5	1:CA:318:G:N7	2.88	0.41
28:DD:244:ARG:HG2	28:DD:245:PRO:CA	2.51	0.41
32:BH:19:VAL:HG21	32:BH:44:VAL:HA	2.02	0.41
2:CB:40:HIS:CB	2:CB:190:THR:HG21	2.51	0.41
2:CB:36:ARG:C	2:CB:38:GLY:N	2.73	0.41
41:DU:98:LEU:CB	41:DU:106:PHE:HB2	2.50	0.41
42:DV:21:ARG:N	42:DV:21:ARG:CD	2.84	0.41
25:DA:954:G:C5'	37:DQ:13:GLN:OE1	2.57	0.41
20:AT:65:LYS:O	20:AT:68:LYS:HG3	2.21	0.41
41:BU:80:ILE:O	41:BU:84:LYS:N	2.42	0.41
31:DG:173:LEU:HB3	31:DG:178:PHE:CD2	2.55	0.41
45:DY:38:ILE:HD13	45:DY:38:ILE:HA	1.81	0.41
49:D2:65:ASN:HD22	49:D2:69:ARG:NH1	2.17	0.41
30:BF:7:TYR:HB2	30:BF:17:ARG:N	2.35	0.41
16:AP:57:ARG:CZ	16:AP:79:VAL:O	2.69	0.41
3:AC:23:TYR:CD2	3:AC:24:ALA:N	2.89	0.41
36:DP:10:PRO:O	36:DP:11:GLY:C	2.59	0.41
3:CC:89:GLU:OE2	3:CC:93:LYS:HB2	2.20	0.41
25:BA:1345:C:OP2	25:BA:1346:G:OP2	2.39	0.41
1:AA:1429:C:H2'	1:AA:1430:C:H6	1.85	0.41
1:AA:1191:A:P	3:AC:3:ASN:HD22	2.44	0.41
53:D6:14:THR:C	53:D6:16:CYS:H	2.24	0.41
32:DH:86:GLU:N	32:DH:86:GLU:OE1	2.42	0.41
36:BP:88:LEU:C	36:BP:90:ARG:N	2.72	0.41

Continued on next page...

Continued from previous page...

Atom-1	Atom-2	Interatomic distance (Å)	Clash overlap (Å)
2:AB:78:GLN:NE2	2:AB:94:ASN:O	2.48	0.41
25:BA:483:A:H1'	45:BY:60:PHE:HD1	1.86	0.41
35:BO:2:ILE:HD11	35:BO:82:ASN:HB3	2.02	0.41
2:AB:129:GLU:HB3	2:AB:130:ARG:H	1.56	0.41
1:AA:779:C:H2'	1:AA:780:A:O4'	2.20	0.41
35:DO:122:LEU:HD23	40:DT:43:GLN:HE22	1.86	0.41
3:CC:173:VAL:O	3:CC:173:VAL:HG12	2.20	0.41
25:DA:875:G:H2'	25:DA:876:C:H6	1.84	0.41
33:DI:43:ASN:O	33:DI:47:LEU:HD13	2.19	0.41
15:CO:33:THR:HG23	15:CO:63:ARG:NH2	2.36	0.41
15:CO:25:THR:CG2	15:CO:70:LEU:HD13	2.51	0.41
15:CO:26:GLU:OE2	15:CO:77:ARG:HD2	2.20	0.41
25:DA:1589:C:O2'	25:DA:1590:U:H5'	2.21	0.41
25:BA:1464:C:H2'	25:BA:1465:G:H8	1.86	0.41
2:CB:113:HIS:C	2:CB:117:GLU:HG3	2.38	0.41
30:DF:164:ARG:O	30:DF:166:ALA:N	2.54	0.41
30:DF:176:LEU:CG	30:DF:177:ALA:N	2.83	0.41
16:AP:71:ARG:NH2	16:AP:80:PHE:CE2	2.88	0.41
10:CJ:8:LEU:HB3	10:CJ:16:LEU:CD2	2.51	0.41
27:DC:131:ILE:N	27:DC:131:ILE:CD1	2.82	0.41
25:BA:586:A:N1	25:BA:809:G:O2'	2.46	0.41
25:DA:1467:C:H4'	25:DA:1467:C:OP1	2.21	0.41
22:AV:161:VAL:CB	22:AV:165:VAL:HG21	2.43	0.41
33:BI:69:LYS:HB2	33:BI:136:VAL:HB	2.02	0.41
5:CE:69:VAL:C	5:CE:71:LEU:N	2.70	0.41
25:DA:2123:G:C6	25:DA:2176:A:C6	3.08	0.41
1:CA:1015:A:H2'	1:CA:1016:A:O4'	2.19	0.41
28:DD:63:ARG:NH1	28:DD:63:ARG:HG3	2.35	0.41
25:DA:2611:U:H1'	52:D5:3:LYS:HG3	2.02	0.41
53:B6:28:ARG:O	53:B6:30:THR:N	2.54	0.41
8:AH:133:LEU:C	8:AH:133:LEU:HD23	2.41	0.41
20:AT:29:LYS:O	20:AT:33:ILE:HG12	2.20	0.41
25:DA:1171:G:H2'	25:DA:1171:G:N3	2.35	0.41
1:CA:616:G:N3	1:CA:625:G:C2	2.89	0.41
18:AR:47:THR:O	18:AR:83:GLU:HG2	2.21	0.41
45:BY:14:LEU:HD11	45:BY:22:GLY:HA2	2.01	0.41
6:AF:68:PRO:O	6:AF:69:GLU:O	2.39	0.41
6:AF:18:GLN:O	6:AF:21:LEU:HB2	2.21	0.41
1:AA:939:G:H4'	7:AG:102:ARG:HH22	1.85	0.41
11:AK:95:ILE:CG2	11:AK:108:ILE:HD11	2.48	0.41
4:CD:145:GLU:OE1	4:CD:184:LYS:NZ	2.39	0.41

Continued on next page...

Continued from previous page...

Atom-1	Atom-2	Interatomic distance (Å)	Clash overlap (Å)
49:B2:53:LEU:O	49:B2:57:ILE:HG12	2.20	0.41
1:CA:417:C:O2'	1:CA:418:C:H5'	2.19	0.41
31:BG:123:ASN:O	31:BG:126:ASP:OD2	2.38	0.41
31:BG:20:ILE:O	31:BG:24:GLY:HA2	2.21	0.41
7:CG:78:ARG:CG	7:CG:79:ARG:N	2.81	0.41
1:AA:202:U:H3'	1:AA:203:U:C6	2.56	0.41
25:DA:271(V):G:H2'	25:DA:271(W):G:O4'	2.20	0.41
46:DZ:68:THR:HG22	46:DZ:89:VAL:HG22	2.03	0.41
44:DX:29:TRP:CZ2	44:DX:76:ARG:NH2	2.87	0.41
1:CA:406:G:H2'	1:CA:407:G:C8	2.54	0.41
4:CD:135:LEU:O	4:CD:136:PRO:C	2.59	0.41
25:DA:2496:C:C2'	25:DA:2497:A:H5'	2.50	0.41
25:BA:1497:U:P	25:BA:1497:U:O4'	2.79	0.41
25:BA:107:C:H2'	25:BA:108:U:C6	2.55	0.41
1:CA:687:A:H4'	11:CK:47:VAL:CG1	2.50	0.41
32:DH:103:LEU:N	32:DH:103:LEU:HD23	2.27	0.41
48:B1:73:LEU:O	48:B1:77:ALA:N	2.44	0.41
40:BT:12:SER:O	40:BT:14:TYR:N	2.52	0.41
1:CA:1405:G:H1'	1:CA:1518:A:O2'	2.21	0.41
1:AA:1084:G:OP1	1:AA:1086:U:C4	2.74	0.41
36:DP:121:LYS:HE2	36:DP:121:LYS:HB3	1.83	0.41
11:CK:58:PRO:HG2	11:CK:59:TYR:H	1.86	0.41
25:DA:1131:G:OP2	25:DA:2515:C:H4'	2.20	0.41
25:BA:1952:A:C5	25:BA:1953:A:C6	3.09	0.41
32:DH:71:LEU:HD12	32:DH:71:LEU:HA	1.91	0.41
25:BA:1990:C:H2'	25:BA:1991:U:O5'	2.20	0.41
25:BA:1582:C:H2'	25:BA:1583:A:O4'	2.20	0.41
49:D2:37:PHE:O	49:D2:40:SER:OG	2.30	0.41
25:DA:1713:U:O2'	25:DA:1714:G:H5'	2.21	0.41
1:AA:1237:C:H3'	1:AA:1336:C:N4	2.34	0.41
1:AA:1220:G:H21	19:AS:54:GLY:CA	2.33	0.41
25:BA:1530:C:C3'	25:BA:1530:C:C6	3.03	0.41
27:DC:192:ALA:O	27:DC:193:PHE:C	2.59	0.41
1:AA:902:G:H2'	1:AA:903:G:C8	2.56	0.41
1:AA:903:G:O2'	1:AA:904:C:H5'	2.21	0.41
5:CE:47:LYS:O	5:CE:48:ALA:CB	2.67	0.41
2:CB:103:THR:HG22	2:CB:104:ASN:N	2.36	0.41
4:AD:147:ALA:HA	4:AD:182:LYS:HB3	2.03	0.41
7:AG:14:PRO:HG3	7:AG:21:VAL:HG13	2.02	0.41
25:DA:2770:G:H5'	25:DA:2771:C:OP2	2.20	0.41
25:BA:1467:C:H42	25:BA:1525:G:H1	1.69	0.41

Continued on next page...

Continued from previous page...

Atom-1	Atom-2	Interatomic distance (Å)	Clash overlap (Å)
1:AA:594:G:H1	1:AA:645:C:H42	1.69	0.41
3:CC:164:ARG:CG	3:CC:165:THR:H	2.26	0.41
41:DU:14:HIS:O	41:DU:16:LYS:N	2.54	0.41
40:DT:64:ARG:HG2	40:DT:64:ARG:NH1	2.35	0.41
25:DA:2002:G:O5'	25:DA:2002:G:H8	2.04	0.41
1:CA:161:A:C6	1:CA:162:A:C6	3.09	0.41
1:CA:12:U:H3	1:CA:22:G:H1	1.68	0.41
30:BF:142:TRP:O	30:BF:143:ALA:C	2.58	0.41
22:CV:113:ASP:HB2	22:CV:120:ILE:CG1	2.51	0.41
34:BN:26:LEU:O	34:BN:30:ILE:HG13	2.21	0.41
22:CV:93:VAL:HA	22:CV:94:PRO:HD3	1.90	0.41
25:DA:248:G:N3	25:DA:2431:U:H4'	2.36	0.41
1:AA:577:G:H1'	1:AA:816:A:C4	2.56	0.41
1:AA:570:G:H1'	1:AA:820:U:C4	2.56	0.41
1:AA:286:G:H2'	1:AA:287:U:O4'	2.21	0.41
25:BA:822:U:O2'	25:BA:823:G:H5'	2.21	0.41
1:CA:685:G:O2'	1:CA:686:U:H5'	2.20	0.41
43:DW:43:GLY:O	43:DW:44:ALA:C	2.58	0.41
28:BD:185:VAL:HG12	28:BD:186:HIS:N	2.35	0.41
29:BE:200:GLU:OE2	29:BE:200:GLU:N	2.49	0.41
55:B8:11:LYS:HG2	55:B8:11:LYS:O	2.20	0.41
47:D0:84:LEU:O	47:D0:84:LEU:HD12	2.20	0.41
8:CH:81:HIS:H	8:CH:81:HIS:HD1	1.69	0.41
32:BH:170:ARG:O	32:BH:171:LEU:CB	2.69	0.41
36:BP:47:ASP:CB	36:BP:48:PRO:CA	2.91	0.41
39:BS:101:LEU:C	39:BS:101:LEU:HD22	2.42	0.41
1:CA:317:G:C6	1:CA:318:G:C5	3.08	0.41
1:AA:1116:C:HO2'	1:AA:1117:G:H5''	1.85	0.41
7:AG:12:LEU:HB3	7:AG:13:GLN:H	1.61	0.41
2:CB:14:GLY:O	2:CB:15:VAL:HG22	2.20	0.41
2:CB:200:ILE:O	2:CB:201:ILE:HD13	2.21	0.41
25:DA:1166:C:O2	25:DA:1184:G:C2	2.74	0.41
41:DU:95:LEU:O	41:DU:98:LEU:HG	2.21	0.41
42:DV:39:LEU:HD13	42:DV:39:LEU:N	2.35	0.41
1:AA:980:C:H3'	1:AA:981:U:H6	1.85	0.41
25:DA:975(A):G:N2	25:DA:990:A:O4'	2.54	0.41
25:DA:560:C:H4'	41:DU:52:ARG:HH22	1.86	0.41
41:DU:92:ARG:NH1	41:DU:92:ARG:CG	2.84	0.41
25:DA:946:G:H2'	25:DA:947:G:C8	2.55	0.41
26:DB:77:U:C5	26:DB:99:G:N2	2.89	0.41
37:DQ:101:ARG:HD2	37:DQ:102:VAL:H	1.86	0.41

Continued on next page...

Continued from previous page...

Atom-1	Atom-2	Interatomic distance (Å)	Clash overlap (Å)
37:DQ:39:PRO:HA	37:DQ:97:VAL:O	2.20	0.41
20:AT:49:ALA:O	20:AT:52:ALA:HB3	2.20	0.41
20:AT:42:GLN:CG	20:AT:43:LEU:N	2.84	0.41
20:AT:53:LEU:C	20:AT:55:ILE:H	2.25	0.41
48:D1:67:ILE:HB	48:D1:68:PRO:CD	2.51	0.41
1:CA:946:A:C2	1:CA:1236:A:C2	3.09	0.41
41:BU:92:ARG:CD	41:BU:92:ARG:N	2.83	0.41
13:CM:86:CYS:O	13:CM:89:GLY:N	2.51	0.41
25:BA:2784:C:H4'	29:BE:42:ASP:OD1	2.20	0.41
31:DG:127:GLY:H	31:DG:166:ASP:HB2	1.85	0.41
19:AS:5:LEU:H	19:AS:6:LYS:NZ	2.19	0.41
13:AM:81:LEU:HB3	13:AM:86:CYS:SG	2.61	0.41
19:AS:15:LEU:O	19:AS:16:LEU:C	2.58	0.41
19:AS:32:LYS:HB2	19:AS:32:LYS:HE3	1.74	0.41
19:AS:51:VAL:HG12	19:AS:75:ALA:HB2	2.02	0.41
25:DA:2699:C:H2'	25:DA:2700:C:O4'	2.21	0.41
29:DE:51:PHE:O	29:DE:52:LEU:CB	2.68	0.41
1:AA:344:A:H5''	1:AA:345:C:H5	1.83	0.41
25:DA:1201:C:H42	25:DA:1244:G:H1	1.67	0.41
1:AA:1140:C:C2	1:AA:1141:C:N3	2.88	0.41
27:BC:132:LEU:HG	27:BC:138:LEU:CD2	2.50	0.41
25:BA:363(A):A:N1	25:BA:363(B):G:C4	2.89	0.41
31:BG:88:ILE:CG1	31:BG:89:GLY:H	2.24	0.41
25:DA:2679:A:H4'	29:DE:165:VAL:HG11	2.03	0.41
32:DH:139:GLN:C	32:DH:139:GLN:CD	2.78	0.41
32:DH:85:LYS:HG3	32:DH:145:ALA:CB	2.37	0.41
53:B6:11:LEU:HD11	53:B6:52:VAL:O	2.21	0.41
36:BP:108:LYS:C	36:BP:110:TYR:H	2.23	0.41
2:AB:49:GLU:HG3	2:AB:49:GLU:H	1.64	0.41
2:AB:75:LYS:C	2:AB:76:GLN:HG3	2.41	0.41
1:AA:271:C:H6	1:AA:271:C:O5'	2.04	0.41
17:AQ:45:HIS:HB2	17:AQ:65:ILE:CD1	2.50	0.41
40:BT:27:THR:OG1	40:BT:28:VAL:N	2.52	0.41
29:BE:31:CYS:HA	29:BE:32:PRO:HD3	1.80	0.41
13:AM:74:VAL:O	13:AM:77:ASN:CB	2.69	0.41
25:BA:2477:C:C5	56:B9:10:ILE:HD13	2.55	0.41
25:BA:2468:G:O2'	25:BA:2469:A:P	2.79	0.41
25:BA:2477:C:C6	25:BA:2477:C:C3'	3.04	0.41
35:BO:12:ASP:OD2	35:BO:12:ASP:C	2.60	0.41
25:DA:2056:G:H2'	25:DA:2056:G:N3	2.35	0.41
2:AB:140:HIS:O	2:AB:143:GLU:HB2	2.21	0.41

Continued on next page...

Continued from previous page...

Atom-1	Atom-2	Interatomic distance (Å)	Clash overlap (Å)
1:AA:1158:C:H4'	2:AB:133:LYS:NZ	2.35	0.41
2:AB:118:LEU:O	2:AB:122:PHE:HB2	2.20	0.41
36:BP:65:ARG:HH22	55:B8:15:LYS:HB2	1.80	0.41
1:AA:1152:A:C4	1:AA:1153:C:C5	3.09	0.41
5:AE:139:LEU:O	5:AE:142:LEU:HG	2.21	0.41
1:AA:417:C:N4	1:AA:426:G:H1	2.19	0.41
4:AD:14:ARG:HA	4:AD:39:PRO:CG	2.51	0.41
4:AD:52:SER:O	4:AD:53:ASP:C	2.59	0.41
53:D6:12:GLU:O	53:D6:51:GLU:O	2.38	0.41
25:BA:271(U):G:C2'	25:BA:271(V):G:H5'	2.50	0.41
3:CC:35:GLU:HA	3:CC:38:ARG:HG2	2.03	0.41
5:CE:53:LEU:HD12	5:CE:53:LEU:N	2.36	0.41
42:BV:25:LEU:H	42:BV:92:THR:CG2	2.22	0.41
1:CA:1356:G:O2'	1:CA:1357:A:H5'	2.20	0.41
25:DA:74:A:O2'	25:DA:75:G:OP2	2.31	0.41
47:D0:70:GLN:OE1	47:D0:72:ARG:HD3	2.21	0.41
30:BF:63:LYS:NZ	30:BF:75:HIS:O	2.52	0.41
10:AJ:54:PHE:CZ	10:AJ:55:LYS:NZ	2.82	0.41
37:BQ:32:TYR:O	37:BQ:105:GLU:HA	2.21	0.41
37:BQ:63:LYS:HB2	37:BQ:63:LYS:HZ3	1.85	0.41
1:CA:1224:G:O6	1:CA:1322:C:C2	2.74	0.41
1:CA:1225:A:N3	1:CA:1225:A:C2'	2.83	0.41
27:DC:80:LYS:NZ	31:DG:49:ASP:H	2.16	0.41
36:DP:101:VAL:C	36:DP:103:ALA:N	2.74	0.41
30:BF:34:TRP:O	30:BF:37:VAL:N	2.54	0.41
26:DB:52:A:N7	39:DS:33:LYS:CE	2.83	0.41
39:DS:34:HIS:CD2	39:DS:34:HIS:N	2.89	0.41
39:DS:53:SER:OG	39:DS:54:LEU:N	2.51	0.41
1:CA:1026:G:C2'	1:CA:1026:G:N3	2.81	0.41
39:DS:57:LYS:CG	39:DS:58:LEU:N	2.81	0.41
39:DS:89:ARG:HD3	39:DS:92:TYR:HB3	2.02	0.41
25:DA:299:A:O2'	25:DA:319:C:H4'	2.21	0.41
25:DA:300:A:C4	25:DA:334:C:H1'	2.55	0.41
25:DA:2091:U:O2'	48:D1:47:GLN:HG3	2.20	0.41
1:AA:390:C:O3'	16:AP:28:ARG:NH2	2.54	0.41
10:CJ:16:LEU:HD13	10:CJ:70:ARG:HD2	2.02	0.41
25:DA:2162:G:O3'	25:DA:2172:U:H2'	2.20	0.41
39:BS:66:ALA:O	39:BS:67:ARG:C	2.59	0.41
25:DA:1683:C:H2'	25:DA:1684:C:C6	2.55	0.41
25:DA:1524:G:H2'	25:DA:1525:G:C8	2.53	0.41
12:AL:42:PRO:CG	12:AL:48:ALA:N	2.81	0.41

Continued on next page...

Continued from previous page...

Atom-1	Atom-2	Interatomic distance (Å)	Clash overlap (Å)
12:AL:98:VAL:O	12:AL:99:ARG:C	2.59	0.41
40:BT:57:PHE:CD2	40:BT:58:ASN:N	2.87	0.41
1:CA:189(H):G:C2'	1:CA:189(I):G:H5'	2.51	0.41
5:CE:91:LEU:HG	5:CE:118:ILE:HD11	2.03	0.41
5:CE:83:GLU:CG	5:CE:88:LYS:HG3	2.46	0.41
28:DD:210:GLY:C	28:DD:212:SER:N	2.73	0.41
48:D1:3:LYS:CG	48:D1:4:VAL:H	2.09	0.41
25:DA:2175:C:O4'	27:DC:219:MET:HA	2.21	0.41
25:DA:2481:G:O2'	25:DA:2482:G:H8	2.04	0.41
1:AA:667:G:N3	15:AO:49:ASP:OD2	2.54	0.41
25:DA:1568:G:H5'	28:DD:60:ARG:HA	2.03	0.41
53:B6:26:ASN:O	53:B6:27:LYS:CG	2.68	0.41
25:BA:2285:C:H3'	25:BA:2286:A:H5''	2.03	0.41
25:BA:2287:A:N6	25:BA:2344:U:H3	2.16	0.41
32:DH:12:PRO:O	32:DH:13:LYS:CB	2.69	0.41
5:AE:60:TYR:CZ	5:AE:64:ARG:NH1	2.89	0.41
1:AA:544:G:C5	1:AA:545:C:C4	3.09	0.41
1:AA:613:C:N4	1:AA:627:G:H1	2.19	0.41
27:BC:63:VAL:HG12	27:BC:164:PHE:HE2	1.86	0.41
27:BC:69:LEU:HD13	27:BC:161:ARG:N	2.36	0.41
1:CA:1523:G:OP1	11:CK:123:LYS:HD3	2.21	0.41
47:D0:41:ARG:CD	47:D0:41:ARG:N	2.80	0.41
9:AI:5:TYR:CE2	9:AI:18:PHE:HE2	2.39	0.41
18:AR:78:LEU:HD23	18:AR:78:LEU:HA	1.84	0.41
1:AA:1299:A:C8	1:AA:1301:U:H1'	2.56	0.41
20:CT:72:LEU:HD21	20:CT:77:ALA:HB2	2.02	0.41
56:B9:11:CYS:O	56:B9:12:ASP:C	2.59	0.41
6:AF:9:VAL:HA	6:AF:59:TYR:O	2.21	0.41
44:BX:40:LYS:HE3	44:BX:41:ASN:HD21	1.86	0.41
1:AA:1106:G:H5''	3:AC:172:ARG:HD3	2.02	0.41
19:AS:63:THR:HG22	19:AS:66:MET:HG2	2.03	0.41
1:AA:10:A:N3	1:AA:11:G:C8	2.88	0.41
1:AA:10:A:C2	1:AA:11:G:C5	3.09	0.41
18:CR:53:ARG:NH2	18:CR:59:SER:C	2.73	0.41
1:AA:1101:A:HO2'	1:AA:1102:A:P	2.43	0.41
27:BC:111:PHE:CD2	27:BC:111:PHE:N	2.89	0.41
17:AQ:87:LYS:O	17:AQ:91:ARG:HG3	2.20	0.41
25:DA:2177:C:C2'	25:DA:2178:C:H5'	2.51	0.41
28:DD:146:GLU:CB	28:DD:189:CYS:SG	3.07	0.41
25:DA:1300:U:O2'	25:DA:1301:A:OP2	2.34	0.41
8:AH:52:ASP:C	8:AH:53:VAL:HG23	2.40	0.41

Continued on next page...

Continued from previous page...

Atom-1	Atom-2	Interatomic distance (Å)	Clash overlap (Å)
44:BX:28:PHE:N	44:BX:28:PHE:CD1	2.88	0.41
25:DA:1451:C:O2'	25:DA:1457:A:C6	2.74	0.41
38:BR:95:THR:CA	38:BR:117:VAL:HG23	2.50	0.41
1:AA:1255:G:O3'	1:AA:1258:G:H1'	2.21	0.41
6:CF:7:ASN:ND2	6:CF:62:TRP:CD1	2.85	0.41
38:DR:44:LEU:CD1	38:DR:44:LEU:C	2.87	0.41
1:CA:1072:G:H2'	1:CA:1073:U:H6	1.85	0.41
25:DA:1279:G:H2'	25:DA:1280:G:O4'	2.20	0.41
39:BS:85:VAL:HG22	39:BS:106:ARG:HG3	2.02	0.41
40:BT:88:ILE:CG2	40:BT:89:VAL:H	2.27	0.41
40:BT:129:ARG:HD2	40:BT:131:ALA:HB3	2.01	0.41
22:AV:71:GLN:N	22:AV:83:MET:O	2.54	0.41
32:BH:54:ARG:CB	32:BH:65:HIS:HD2	2.26	0.41
1:CA:991:U:O2	1:CA:991:U:C2'	2.62	0.41
26:BB:24:G:C5	26:BB:56:G:C4	3.09	0.41
25:BA:2199:A:N3	25:BA:2199:A:H2'	2.36	0.41
25:BA:2199:A:H1'	33:BI:28:ASN:ND2	2.35	0.41
25:BA:322:A:P	30:BF:169:ASN:HB2	2.60	0.41
25:BA:2261:C:OP1	47:B0:16:GLN:CG	2.68	0.41
17:AQ:44:ALA:HB1	17:AQ:73:VAL:HG22	2.02	0.41
37:BQ:59:ARG:H	37:BQ:59:ARG:HG2	1.65	0.41
29:BE:21:VAL:HG23	29:BE:21:VAL:O	2.21	0.41
19:AS:22:LEU:HD12	19:AS:27:GLU:HB2	2.02	0.41
27:BC:178:LYS:HA	27:BC:178:LYS:CE	2.49	0.41
15:AO:23:GLY:O	15:AO:24:SER:CB	2.60	0.41
25:BA:807:U:H2'	25:BA:808:G:H8	1.86	0.41
25:DA:39:C:O2	30:DF:46:ARG:NH2	2.54	0.41
1:CA:875:C:O2'	8:CH:11:THR:HG23	2.20	0.41
36:DP:46:LYS:HG2	36:DP:52:GLU:HG2	2.02	0.41
55:B8:29:LYS:CD	55:B8:44:LYS:HG2	2.51	0.41
1:CA:62:U:OP1	1:CA:385:C:O2'	2.35	0.41
25:DA:1206:G:C2	25:DA:1207:C:C2	3.09	0.41
25:BA:271(M):G:C5	25:BA:271(O):C:N4	2.89	0.41
1:CA:649:G:O2'	1:CA:650:G:H5'	2.21	0.41
49:D2:13:ALA:HA	49:D2:16:LEU:HD23	2.02	0.41
11:CK:115:PRO:O	11:CK:117:ASN:N	2.40	0.41
54:D7:2:LYS:N	54:D7:2:LYS:CD	2.79	0.41
43:DW:15:ARG:HA	43:DW:18:ARG:HD2	2.02	0.41
1:AA:1414:U:H2'	1:AA:1415:G:C8	2.55	0.41
1:AA:1447:A:H2'	1:AA:1456:G:O6	2.21	0.41
27:DC:51:ASP:HA	27:DC:52:PRO:HD2	1.86	0.41

Continued on next page...

Continued from previous page...

Atom-1	Atom-2	Interatomic distance (Å)	Clash overlap (Å)
1:CA:876:G:P	8:CH:14:ARG:HH11	2.44	0.41
22:CV:104:PHE:CZ	22:CV:124:PRO:HG3	2.55	0.41
1:AA:931:C:C2	1:AA:1387:G:C2	3.08	0.41
12:CL:4:ILE:HG22	17:CQ:34:LYS:HD2	2.03	0.41
1:CA:609:A:H2'	1:CA:610:G:C5'	2.51	0.41
9:AI:81:ILE:HG22	9:AI:81:ILE:O	2.21	0.41
9:AI:49:PRO:HG2	9:AI:81:ILE:HG22	2.02	0.41
25:DA:1049:C:C2'	25:DA:1049:C:O2	2.63	0.41
1:AA:1490:C:C2	1:AA:1491:G:C8	3.08	0.41
47:B0:55:ASP:OD1	47:B0:55:ASP:O	2.38	0.41
47:B0:52:MET:CB	47:B0:58:LEU:HD23	2.50	0.41
8:AH:12:ARG:NH1	8:AH:27:PRO:HD3	2.35	0.41
15:AO:38:ARG:NH1	15:AO:38:ARG:HG2	2.36	0.41
25:BA:2590:A:H5''	28:BD:239:ARG:HH11	1.84	0.41
7:AG:152:ALA:O	7:AG:154:TYR:N	2.53	0.41
25:BA:2112:G:C2'	25:BA:2113:U:H5'	2.50	0.41
1:CA:1097:C:O2'	1:CA:1098:C:H5'	2.21	0.41
25:DA:1214:A:H2'	25:DA:1215:G:C8	2.52	0.41
25:DA:752:A:H4'	25:DA:753:C:O5'	2.21	0.41
3:AC:188:LEU:HB3	3:AC:189:ALA:H	1.63	0.41
25:DA:747:U:C4	25:DA:2613:U:C5	3.09	0.41
18:AR:26:LEU:HD11	18:AR:42:ARG:HD2	2.02	0.41
25:BA:1889:A:H1'	25:BA:2087:G:O4'	2.21	0.41
1:AA:115:G:H1	1:AA:312:C:H42	1.68	0.41
43:BW:14:PRO:O	43:BW:16:LYS:N	2.54	0.41
33:DI:113:ARG:O	33:DI:130:TYR:CB	2.69	0.41
25:DA:582:G:H2'	25:DA:583:G:C8	2.56	0.41
17:CQ:6:LEU:HD12	17:CQ:6:LEU:H	1.86	0.41
15:CO:66:LEU:N	15:CO:66:LEU:CD1	2.83	0.41
18:AR:30:ASP:C	18:AR:32:ARG:N	2.72	0.41
4:AD:188:LEU:CD2	4:AD:188:LEU:H	2.31	0.41
43:BW:51:LEU:C	43:BW:51:LEU:HD13	2.41	0.41
25:DA:2262:U:H5	47:D0:16:SER:OG	2.02	0.41
25:BA:2006:C:H2'	25:BA:2007:C:C6	2.56	0.41
1:CA:790:A:C6	1:CA:791:G:C6	3.08	0.41
1:AA:1109:C:O2'	1:AA:1110:A:H5'	2.21	0.41
1:AA:139:G:C2	1:AA:140:A:C4	3.08	0.41
38:BR:37:THR:OG1	38:BR:39:PRO:HD2	2.20	0.41
13:CM:27:LYS:O	13:CM:30:ALA:HB3	2.21	0.41
20:CT:10:LEU:H	20:CT:10:LEU:HD23	1.86	0.41
1:AA:564:C:C6	17:AQ:31:LEU:HD11	2.56	0.41

Continued on next page...

Continued from previous page...

Atom-1	Atom-2	Interatomic distance (Å)	Clash overlap (Å)
1:CA:1440:C:H2'	1:CA:1441:G:H5'	2.02	0.41
25:DA:725:G:C6	25:DA:726:G:N1	2.89	0.41
38:BR:107:ASP:C	38:BR:107:ASP:OD2	2.59	0.41
25:BA:435:C:C2'	25:BA:436:C:H5'	2.50	0.41
1:AA:721:G:H4'	1:AA:722:A:O4'	2.20	0.41
25:DA:32:C:H2'	25:DA:32:C:O2	2.21	0.41
54:D7:23:ARG:O	54:D7:28:ARG:NH1	2.51	0.41
25:BA:822:U:H2'	25:BA:823:G:H8	1.85	0.41
25:DA:599:G:C6	25:DA:600:G:N7	2.89	0.41
1:AA:1023:G:OP2	1:AA:1023:G:H8	2.03	0.41
42:BV:67:GLY:O	42:BV:68:LYS:C	2.59	0.41
19:AS:17:GLU:O	19:AS:21:GLU:HG3	2.20	0.41
1:AA:38:G:H22	1:AA:397:A:C5'	2.34	0.41
25:DA:1695:G:H2'	25:DA:1696:G:H5'	2.03	0.41
1:AA:572:A:H5''	1:AA:917:G:H4'	2.02	0.41
25:BA:2027:G:H2'	25:BA:2028:U:O4'	2.21	0.41
25:DA:2377:A:H2'	25:DA:2378:A:C8	2.56	0.41
25:DA:662:G:C2	25:DA:663:G:C5	3.08	0.41
26:DB:79:C:H6	26:DB:79:C:O5'	2.04	0.41
25:BA:1901:A:H2'	25:BA:1901:A:N3	2.36	0.41
39:DS:12:PHE:O	39:DS:12:PHE:HD1	2.03	0.41
54:D7:37:LYS:O	54:D7:37:LYS:HG2	2.21	0.41
5:AE:9:LYS:O	5:AE:9:LYS:HG2	2.21	0.41
25:BA:2068:U:C2	25:BA:2430:A:H2	2.38	0.41
40:BT:2:ASN:HD22	40:BT:3:ARG:NH2	2.19	0.41
40:BT:8:LYS:O	40:BT:9:LEU:C	2.59	0.41
1:AA:1286:A:N6	1:AA:1354:C:O3'	2.52	0.41
7:AG:27:ILE:HD11	7:AG:43:PHE:CB	2.51	0.41
9:AI:96:LEU:HA	9:AI:101:PHE:HB2	2.02	0.41
14:AN:57:ARG:CG	14:AN:58:LYS:H	2.31	0.41
32:BH:17:VAL:HG23	32:BH:45:VAL:HG13	2.03	0.41
32:BH:15:VAL:CG1	32:BH:79:VAL:HG23	2.50	0.41
2:CB:207:ALA:O	2:CB:211:ILE:HG13	2.21	0.41
2:CB:39:ILE:O	2:CB:41:ILE:CD1	2.69	0.41
2:CB:84:GLU:OE1	2:CB:216:SER:HA	2.21	0.41
34:DN:91:LEU:CD2	34:DN:98:VAL:HG21	2.45	0.41
41:DU:66:ASN:CB	41:DU:76:TYR:HB2	2.51	0.41
42:DV:19:LYS:HG2	42:DV:94:LEU:CA	2.51	0.41
25:DA:2182:G:C2	25:DA:2183:C:C5	3.09	0.41
9:CI:27:THR:O	9:CI:62:TYR:HA	2.20	0.41
2:AB:17:PHE:HB2	2:AB:42:ILE:HG22	2.03	0.41

Continued on next page...

Continued from previous page...

Atom-1	Atom-2	Interatomic distance (Å)	Clash overlap (Å)
1:CA:1372:U:OP2	9:CI:11:LYS:NZ	2.52	0.41
7:CG:101:LEU:O	7:CG:104:LEU:N	2.54	0.41
7:CG:135:VAL:O	7:CG:139:GLU:HG3	2.20	0.41
9:CI:79:LEU:O	9:CI:83:ARG:N	2.49	0.41
9:CI:95:LYS:HD3	9:CI:95:LYS:C	2.41	0.41
19:CS:34:TRP:CE2	19:CS:57:HIS:HE1	2.39	0.41
31:DG:115:ARG:CD	31:DG:136:ARG:CD	2.99	0.41
1:AA:1221:G:H4'	19:AS:77:THR:HG21	2.02	0.41
45:DY:37:VAL:O	45:DY:66:PRO:O	2.39	0.41
29:DE:59:VAL:CG2	29:DE:60:ASN:H	2.07	0.41
22:CV:127:VAL:CG2	23:CW:23:C:H5''	2.49	0.41
23:CW:24:U:O2'	25:DA:1923:U:H5''	2.21	0.41
40:BT:41:ARG:NH2	40:BT:43:GLN:HG3	2.36	0.41
1:AA:173:U:H5''	1:AA:197:A:O4'	2.21	0.41
45:BY:27:VAL:CG1	45:BY:28:LYS:H	2.32	0.41
10:AJ:3:LYS:CD	10:AJ:77:PRO:HG3	2.46	0.41
25:DA:1112:G:O2'	25:DA:1113:U:O5'	2.33	0.41
25:DA:850:C:H4'	50:D3:18:ASP:HB2	2.02	0.41
45:BY:99:CYS:O	45:BY:100:ALA:HB2	2.21	0.41
28:BD:270:ILE:HG12	28:BD:271:ILE:N	2.30	0.41
25:DA:2746:U:H4'	32:DH:139:GLN:HA	2.02	0.41
28:BD:35:LYS:CB	28:BD:36:PRO:HD3	2.25	0.41
32:DH:25:LYS:H	32:DH:25:LYS:CD	2.34	0.41
2:AB:30:ARG:NH2	2:AB:194:PRO:CG	2.75	0.41
2:AB:58:ILE:O	2:AB:60:ASP:N	2.54	0.41
20:CT:22:ARG:HG3	20:CT:22:ARG:NH1	2.30	0.41
1:AA:1305:G:OP2	1:AA:1305:G:H8	2.04	0.41
12:CL:46:ASN:N	12:CL:46:ASN:ND2	2.68	0.41
13:AM:94:ARG:O	13:AM:95:GLY:C	2.59	0.41
55:B8:23:VAL:HG12	55:B8:46:ARG:HH11	1.86	0.41
25:BA:651:G:P	55:B8:19:SER:OG	2.79	0.41
4:AD:206:PHE:HD2	4:AD:207:TYR:CE1	2.39	0.41
25:BA:1827:C:H1'	25:BA:1970:A:N3	2.36	0.41
3:CC:91:LEU:O	3:CC:94:LEU:HG	2.21	0.41
10:CJ:46:ARG:NH1	14:CN:61:TRP:CZ2	2.89	0.41
34:DN:17:ASP:OD2	34:DN:18:ALA:N	2.53	0.41
25:DA:2881:C:O2'	25:DA:2882:A:H5'	2.21	0.41
42:BV:19:LYS:CA	42:BV:19:LYS:HE2	2.49	0.41
42:BV:2:PHE:HB2	42:BV:42:GLY:CA	2.51	0.41
27:BC:118:PRO:HD3	27:BC:147:GLY:CA	2.51	0.41
49:D2:64:LEU:HD21	49:D2:68:ARG:NH2	2.29	0.41

Continued on next page...

Continued from previous page...

Atom-1	Atom-2	Interatomic distance (Å)	Clash overlap (Å)
25:DA:60:G:C6	25:DA:74:A:N6	2.89	0.41
1:AA:973:G:C6	1:AA:974:A:N6	2.88	0.41
33:BI:12:LEU:HB2	33:BI:19:VAL:HG11	2.02	0.41
47:D0:66:VAL:HG12	47:D0:67:VAL:N	2.36	0.41
2:CB:111:ARG:HH21	2:CB:114:ARG:CB	2.34	0.41
39:DS:27:SER:CA	39:DS:88:ASP:HB3	2.51	0.41
1:AA:471:G:C6	1:AA:472:A:C5	3.08	0.41
16:AP:15:PRO:HB3	16:AP:17:TYR:HE1	1.85	0.41
2:AB:158:LEU:N	2:AB:158:LEU:HD12	2.36	0.41
25:BA:2308:G:N7	25:BA:2309:A:H2'	2.36	0.41
6:CF:8:ILE:CG2	6:CF:9:VAL:N	2.84	0.41
18:CR:71:LYS:O	18:CR:74:ARG:HB2	2.20	0.41
12:AL:42:PRO:HD2	12:AL:48:ALA:O	2.21	0.41
1:AA:848:C:H3'	1:AA:848:C:C6	2.56	0.41
28:DD:33:LEU:O	28:DD:34:VAL:C	2.59	0.41
2:AB:9:GLU:O	2:AB:12:GLU:CB	2.58	0.41
12:CL:24:LEU:HD12	12:CL:61:TYR:CD1	2.55	0.41
28:BD:68:LYS:HG3	28:BD:68:LYS:O	2.21	0.41
42:BV:35:LEU:H	42:BV:35:LEU:CD2	2.34	0.41
35:DO:87:ILE:CG2	35:DO:88:ASN:N	2.67	0.41
1:AA:407:G:O4'	4:AD:119:GLN:OE1	2.39	0.41
4:AD:3:ARG:NE	4:AD:5:ILE:CG1	2.84	0.41
25:BA:848:G:N9	25:BA:933:A:C8	2.86	0.41
27:BC:213:VAL:HG21	27:BC:227:PRO:HG3	2.02	0.41
20:CT:30:LYS:HD3	20:CT:30:LYS:O	2.21	0.41
6:AF:18:GLN:C	6:AF:20:ALA:H	2.24	0.41
25:DA:1496:A:H5'	25:DA:1497:U:P	2.60	0.41
25:DA:2714:G:C5	25:DA:2715:C:C5	3.09	0.41
1:CA:878:G:H2'	1:CA:879:C:C6	2.56	0.41
49:D2:2:LYS:HA	49:D2:2:LYS:CE	2.43	0.41
38:BR:53:HIS:HB2	38:BR:94:TYR:CZ	2.55	0.41
25:BA:2166:G:C8	25:BA:2167:U:H5	2.39	0.41
25:DA:2359:C:H2'	25:DA:2360:A:O4'	2.20	0.41
25:DA:2340:G:HO2'	25:DA:2341:G:H5'	1.81	0.41
6:AF:43:LEU:H	6:AF:43:LEU:HD13	1.85	0.41
1:AA:1423:G:H5''	35:BO:49:ARG:NH2	2.34	0.41
25:DA:1799:G:H8	28:DD:181:GLU:OE1	2.03	0.41
43:BW:31:GLU:O	43:BW:35:ILE:HG13	2.21	0.41
22:AV:127:VAL:HG22	22:AV:174:ASP:CA	2.51	0.41
4:CD:112:VAL:N	4:CD:116:GLN:OE1	2.50	0.41
1:CA:5:U:HO2'	1:CA:6:G:P	2.44	0.41

Continued on next page...

Continued from previous page...

Atom-1	Atom-2	Interatomic distance (Å)	Clash overlap (Å)
27:BC:7:ARG:NH1	27:BC:7:ARG:HG3	2.36	0.41
32:DH:111:HIS:HA	32:DH:112:PRO:HD2	1.94	0.41
29:BE:165:VAL:CG1	29:BE:166:THR:N	2.83	0.41
4:CD:10:ARG:NH1	4:CD:10:ARG:HG2	2.36	0.41
25:DA:1721:G:H5'	25:DA:1722:A:OP2	2.21	0.41
17:CQ:90:ILE:O	17:CQ:91:ARG:C	2.59	0.41
25:BA:79:G:O2'	25:BA:80:G:H5'	2.21	0.41
43:DW:14:PRO:O	43:DW:17:VAL:HG22	2.21	0.41
1:CA:604:G:C6	1:CA:605:U:N3	2.89	0.41
4:AD:155:LEU:O	4:AD:156:GLU:C	2.59	0.41
4:AD:156:GLU:O	4:AD:159:ARG:N	2.54	0.41
25:DA:1315:C:H2'	25:DA:1316:U:H6	1.85	0.41
25:DA:348:G:H2'	25:DA:349:G:C8	2.55	0.41
44:DX:42:ALA:O	44:DX:45:THR:N	2.54	0.41
49:D2:43:GLN:O	49:D2:44:LEU:CD2	2.69	0.41
40:BT:13:ARG:HH11	40:BT:13:ARG:HA	1.83	0.41
25:DA:178:G:C6	25:DA:179:G:C5	3.08	0.41
25:BA:2020:A:P	41:BU:27:LEU:HD23	2.61	0.41
25:DA:2777:G:C5'	25:DA:2778:A:H5'	2.51	0.41
28:BD:238:GLY:O	28:BD:239:ARG:HG2	2.21	0.41
1:CA:1052:U:O2'	1:CA:1055:A:OP2	2.35	0.41
46:BZ:40:LEU:O	46:BZ:44:ASP:HB2	2.21	0.41
53:D6:9:LEU:HD23	53:D6:11:LEU:HB3	2.03	0.41
1:AA:895:G:C6	1:AA:896:C:C4	3.09	0.41
39:BS:38:GLN:HB2	39:BS:47:THR:HG21	2.03	0.41
25:DA:664:C:H4'	25:DA:941:A:P	2.61	0.41
1:CA:779:C:H2'	1:CA:780:A:O4'	2.21	0.41
28:BD:166:GLN:CA	28:BD:166:GLN:NE2	2.82	0.41
38:BR:111:LEU:N	38:BR:111:LEU:HD22	2.36	0.41
4:AD:163:GLU:HA	4:AD:163:GLU:OE2	2.20	0.41
23:AW:76:A:H3'	25:BA:2602:A:H61	1.85	0.41
46:DZ:97:MET:HE2	46:DZ:99:VAL:HG22	2.03	0.41
25:BA:699:A:C2	25:BA:1633:G:N3	2.89	0.41
1:CA:540:G:C6	1:CA:541:G:C5	3.08	0.41
26:BB:17:C:O2'	26:BB:18:G:H5'	2.20	0.41
1:AA:1088:G:C2	1:AA:1098:C:C2	3.09	0.41
28:BD:197:GLY:O	28:BD:198:ASN:HB3	2.21	0.41
25:DA:896:A:N9	46:DZ:145:ILE:HD12	2.35	0.41
26:DB:65:C:O2'	26:DB:66:A:H5'	2.21	0.41
41:BU:114:LYS:H	41:BU:114:LYS:HG2	1.74	0.41
25:DA:1783:A:H5'	25:DA:2608:G:H4'	2.03	0.41

Continued on next page...

Continued from previous page...

Atom-1	Atom-2	Interatomic distance (Å)	Clash overlap (Å)
25:BA:960:A:H4'	25:BA:2457:U:C5'	2.52	0.41
25:DA:487:C:C5	25:DA:488:G:N7	2.89	0.41
25:DA:2563:U:H4'	35:DO:28:SER:HA	2.03	0.41
16:CP:3:LYS:HB3	16:CP:4:ILE:H	1.70	0.41
23:AW:58:A:O2'	23:AW:60:U:H5	2.01	0.41
39:DS:42:ASP:O	39:DS:43:GLU:HB2	2.21	0.41
25:BA:1649:G:N3	38:BR:107:ASP:HB2	2.36	0.41
37:BQ:75:THR:HG23	37:BQ:76:LYS:N	2.36	0.41
1:AA:268:C:H2'	1:AA:269:C:C6	2.56	0.41
23:CW:74:C:C2'	23:CW:75:C:H5'	2.51	0.41
25:BA:201:C:O2'	25:BA:202:U:H5'	2.20	0.41
25:BA:2011:U:H2'	25:BA:2012:G:H5'	2.03	0.41
4:AD:166:LYS:HG3	4:AD:178:VAL:HG11	2.03	0.41
25:BA:1288:U:C2	25:BA:1327:C:O2	2.74	0.41
25:BA:2694:G:O2'	25:BA:2695:C:H5'	2.21	0.41
25:DA:2859:G:C6	25:DA:2860:A:N6	2.89	0.41
26:DB:37:C:N3	26:DB:49:C:O4'	2.54	0.41
25:BA:1146:C:O2'	25:BA:1147:C:H5'	2.21	0.41
1:CA:1178:G:OP2	9:CI:93:ARG:NH2	2.54	0.41
1:CA:1041:A:H3'	1:CA:1042:G:C8	2.56	0.41
25:DA:1688:U:O2	25:DA:1700:A:H5'	2.21	0.41
56:D9:14:CYS:HG	58:D9:101:ZN:ZN	0.09	0.40
36:BP:50:ARG:HB3	55:B8:59:LYS:HZ2	1.85	0.40
25:BA:195:A:C8	25:BA:197:A:OP1	2.73	0.40
33:BI:123:LEU:HD13	33:BI:144:VAL:CG1	2.51	0.40
33:BI:144:VAL:CG2	33:BI:145:VAL:H	2.30	0.40
33:BI:93:THR:HB	33:BI:94:ALA:H	1.65	0.40
29:BE:10:GLY:HA3	40:BT:8:LYS:HD2	2.02	0.40
1:AA:1060:C:C4	3:AC:2:GLY:CA	3.04	0.40
2:CB:11:LEU:HD12	2:CB:217:ARG:NH2	2.36	0.40
2:CB:163:PHE:HE1	2:CB:215:LEU:HD23	1.86	0.40
50:D3:51:ALA:O	50:D3:53:LEU:N	2.54	0.40
25:DA:1140:C:H5'	25:DA:1141:U:OP2	2.21	0.40
41:DU:93:LYS:HA	41:DU:96:ALA:HB3	2.02	0.40
44:DX:23:GLU:C	44:DX:25:LYS:H	2.23	0.40
19:CS:63:THR:H	19:CS:66:MET:CE	2.34	0.40
9:CI:11:LYS:N	9:CI:104:ARG:HH21	2.11	0.40
9:CI:79:LEU:O	9:CI:83:ARG:HB3	2.21	0.40
41:BU:62:ILE:H	41:BU:62:ILE:HG12	1.73	0.40
1:CA:1145:C:H4'	1:CA:1146:A:C5'	2.31	0.40
13:CM:93:ARG:HG2	25:DA:888:C:OP2	2.21	0.40

Continued on next page...

Continued from previous page...

Atom-1	Atom-2	Interatomic distance (Å)	Clash overlap (Å)
25:BA:2807:G:C2'	25:BA:2808:U:H5''	2.50	0.40
22:CV:149:LYS:HA	22:CV:150:PRO:HD3	1.65	0.40
25:BA:2187:G:C2'	25:BA:2188:C:H5'	2.51	0.40
35:BO:104:ARG:CZ	40:BT:33:LYS:HD2	2.49	0.40
16:AP:55:ARG:O	16:AP:57:ARG:N	2.54	0.40
3:AC:94:LEU:HD12	3:AC:94:LEU:C	2.42	0.40
10:AJ:31:GLY:CA	10:AJ:76:ASN:HD22	2.20	0.40
27:BC:156:GLU:OE1	27:BC:156:GLU:HA	2.21	0.40
25:DA:1567:A:C8	28:DD:84:TYR:CE2	3.03	0.40
25:BA:2795:G:C2	25:BA:2799:C:H5'	2.55	0.40
8:CH:5:PRO:HD2	8:CH:6:ILE:CD1	2.50	0.40
2:AB:19:HIS:CG	2:AB:20:GLU:N	2.88	0.40
20:CT:20:LEU:O	20:CT:23:ARG:N	2.55	0.40
17:AQ:67:LYS:O	17:AQ:67:LYS:HG2	2.19	0.40
1:CA:452:A:OP1	16:CP:43:LYS:NZ	2.52	0.40
13:AM:59:TYR:HB3	13:AM:60:VAL:H	1.65	0.40
35:BO:5:GLN:HE21	35:BO:20:MET:HE2	1.86	0.40
1:AA:690:G:H2'	1:AA:691:G:O4'	2.21	0.40
10:AJ:40:LEU:O	10:AJ:69:ASN:HB2	2.21	0.40
1:AA:542:G:H2'	1:AA:543:C:C6	2.55	0.40
32:DH:54:ARG:NH2	32:DH:57:ASP:OD1	2.54	0.40
40:DT:32:TYR:O	40:DT:33:LYS:CB	2.66	0.40
32:BH:71:LEU:N	32:BH:74:ASN:ND2	2.69	0.40
48:B1:50:ARG:O	48:B1:51:VAL:HG12	2.22	0.40
1:AA:1366:C:H2'	1:AA:1367:C:H6	1.86	0.40
7:AG:148:ASN:C	7:AG:150:ALA:N	2.74	0.40
25:DA:636:G:H5'	25:DA:639:U:OP1	2.22	0.40
36:DP:115:LEU:HD23	36:DP:115:LEU:H	1.86	0.40
15:AO:63:ARG:NH1	15:AO:87:ILE:HD13	2.36	0.40
47:D0:51:VAL:CG2	47:D0:81:VAL:HG23	2.51	0.40
23:CW:2:G:C5'	47:D0:8:GLY:HA2	2.50	0.40
25:BA:814:C:H5	36:BP:27:HIS:NE2	2.20	0.40
25:BA:2052:G:H2'	25:BA:2053:G:H8	1.86	0.40
1:AA:523:A:C2	1:AA:527:G:O6	2.73	0.40
15:AO:52:SER:C	15:AO:54:ARG:N	2.74	0.40
25:DA:1654:A:OP2	38:DR:3:HIS:HB2	2.21	0.40
25:BA:523:C:H4'	25:BA:553:G:H22	1.86	0.40
12:CL:65:ALA:HB2	12:CL:82:ILE:CD1	2.51	0.40
1:AA:39:G:C6	1:AA:40:C:N4	2.89	0.40
46:BZ:116:LEU:C	46:BZ:116:LEU:HD23	2.42	0.40
25:BA:1484:G:N2	25:BA:1505:C:N4	2.69	0.40

Continued on next page...

Continued from previous page...

Atom-1	Atom-2	Interatomic distance (Å)	Clash overlap (Å)
56:B9:30:PRO:O	56:B9:32:HIS:N	2.54	0.40
25:BA:1394:U:C3'	25:BA:1395:A:C5'	2.90	0.40
44:BX:12:VAL:CG2	44:BX:27:THR:HB	2.51	0.40
6:CF:24:GLU:C	6:CF:28:ARG:NH1	2.75	0.40
18:CR:62:GLU:O	18:CR:63:GLN:C	2.60	0.40
25:DA:1283:G:H2'	25:DA:1285:G:OP2	2.21	0.40
25:BA:141:A:H5'	25:BA:141:A:N3	2.36	0.40
29:DE:37:ARG:HG3	29:DE:80:GLU:OE1	2.21	0.40
31:BG:2:PRO:HG2	51:B4:51:TYR:CE2	2.55	0.40
27:DC:78:ILE:O	27:DC:116:ALA:HA	2.20	0.40
25:DA:1935:G:H1'	25:DA:1964:G:N2	2.36	0.40
25:DA:361:G:C2'	25:DA:362:U:H5''	2.44	0.40
12:AL:24:LEU:HD21	12:AL:61:TYR:CD1	2.56	0.40
29:BE:101:ARG:HB2	29:BE:201:THR:CG2	2.51	0.40
1:AA:78:G:HO2'	1:AA:79:G:N2	2.18	0.40
25:BA:1508:A:H4'	25:BA:1509(A):A:C4	2.56	0.40
25:BA:1113:U:OP1	25:BA:1113:U:C4'	2.69	0.40
25:DA:2297:C:H2'	25:DA:2297:C:O2	2.20	0.40
1:AA:384:G:H2'	1:AA:385:C:C6	2.56	0.40
1:AA:537:G:O2'	1:AA:538:G:H5'	2.21	0.40
40:BT:23:ARG:HG2	40:BT:120:ARG:HH12	1.85	0.40
1:AA:1045:C:H2'	1:AA:1045:C:O2	2.21	0.40
7:CG:45:ASP:O	7:CG:49:ILE:HD11	2.21	0.40
13:AM:27:LYS:HD2	13:AM:27:LYS:HA	1.78	0.40
22:AV:131:LYS:CB	22:AV:170:VAL:HG22	2.46	0.40
25:BA:1445(A):C:H2'	25:BA:1445(A):C:O2	2.20	0.40
5:CE:150:ARG:O	5:CE:152:ARG:N	2.54	0.40
1:CA:1498:U:C4	24:CX:4:U:H4'	2.57	0.40
1:AA:106:C:C2	1:AA:107:G:C8	3.08	0.40
25:DA:183:C:C2'	25:DA:184:C:H5'	2.51	0.40
25:BA:1721:G:N2	25:BA:1739:U:OP2	2.54	0.40
25:BA:1204:A:N1	25:BA:1241:A:H2	2.18	0.40
25:DA:2037:G:H2'	25:DA:2038:G:C8	2.55	0.40
1:CA:680:C:O2'	1:CA:681:C:H5'	2.21	0.40
26:BB:2:C:C2	26:BB:3:C:C5	3.10	0.40
1:CA:555:C:H2'	1:CA:556:C:C6	2.57	0.40
1:AA:1452:C:H4'	1:AA:1456:G:N1	2.36	0.40
17:CQ:29:HIS:HA	17:CQ:30:PRO:HD2	1.80	0.40
35:DO:68:GLU:HA	35:DO:78:ARG:HB2	2.02	0.40
25:DA:2286:A:C4	25:DA:2346:A:N1	2.89	0.40
1:AA:34:C:H2'	1:AA:35:G:C8	2.56	0.40

Continued on next page...

Continued from previous page...

Atom-1	Atom-2	Interatomic distance (Å)	Clash overlap (Å)
25:BA:15:G:C2	25:BA:16:G:C8	3.09	0.40
41:BU:24:TYR:OH	41:BU:39:LEU:HD23	2.21	0.40
3:CC:166:GLU:O	3:CC:167:TRP:C	2.59	0.40
34:BN:58:ASP:CA	34:BN:60:ILE:HG13	2.51	0.40
38:DR:103:ARG:HH11	43:DW:40:ASN:HD22	1.69	0.40
43:DW:7:ALA:N	43:DW:103:ILE:O	2.49	0.40
25:BA:1766:U:O2	25:BA:1987:G:C2	2.74	0.40
10:CJ:22:LYS:HZ2	10:CJ:23:ILE:HG12	1.83	0.40
1:CA:299:G:O5'	1:CA:299:G:H8	2.04	0.40
1:AA:724:G:N3	1:AA:725:G:C8	2.89	0.40
25:DA:1030:G:H4'	25:DA:2466:C:O2'	2.21	0.40
1:CA:1207:G:C6	1:CA:1208:C:N4	2.89	0.40
45:BY:6:HIS:CE1	45:BY:30:VAL:HG11	2.55	0.40
39:BS:42:ASP:C	39:BS:44:LYS:N	2.73	0.40
1:CA:1212:U:O2	1:CA:1212:U:O4'	2.38	0.40
25:BA:1858:G:N3	25:BA:1883:G:C2	2.88	0.40
1:CA:778:G:O2'	1:CA:779:C:H5'	2.21	0.40
11:AK:48:ILE:HG22	11:AK:49:GLY:H	1.86	0.40
1:CA:1067:A:H3'	1:CA:1093:A:O3'	2.21	0.40
47:D0:54:GLY:O	47:D0:56:ASP:N	2.54	0.40
25:DA:2364:C:H2'	25:DA:2365:G:O4'	2.21	0.40
25:BA:1448:G:H2'	25:BA:1449:A:C8	2.56	0.40
1:AA:645:C:C2'	1:AA:646:U:H5'	2.51	0.40
25:BA:1745:C:H2'	25:BA:1745(A):C:O4'	2.21	0.40
4:AD:196:LEU:N	4:AD:196:LEU:HD12	2.35	0.40
1:CA:834:C:H2'	1:CA:835:U:C6	2.56	0.40
25:DA:2478:A:H2'	25:DA:2479:G:C5'	2.51	0.40
25:DA:776:G:N7	25:DA:793:A:O2'	2.49	0.40
1:AA:182:U:C4	1:AA:183:G:H1'	2.56	0.40
33:DI:33:ARG:HH11	33:DI:33:ARG:HG2	1.86	0.40
56:B9:20:HIS:O	56:B9:22:ARG:N	2.52	0.40
3:CC:123:GLN:O	3:CC:126:ARG:HB2	2.22	0.40
11:AK:27:ASN:OD1	11:AK:55:LYS:HB3	2.22	0.40
37:BQ:93:TYR:N	37:BQ:93:TYR:CD1	2.90	0.40
15:CO:49:ASP:C	15:CO:49:ASP:OD1	2.59	0.40
25:BA:1322:A:C5	25:BA:1323:U:C5	3.10	0.40
25:BA:2692:C:H2'	25:BA:2693:A:H8	1.86	0.40
28:DD:239:ARG:HH21	28:DD:239:ARG:HG2	1.85	0.40
33:DI:22:LYS:O	33:DI:23:PRO:C	2.59	0.40
18:CR:40:LEU:HD23	18:CR:40:LEU:N	2.36	0.40
29:DE:161:GLY:O	29:DE:162:ALA:C	2.60	0.40

Continued on next page...

Continued from previous page...

Atom-1	Atom-2	Interatomic distance (Å)	Clash overlap (Å)
16:AP:2:VAL:HA	16:AP:23:ASP:HA	2.02	0.40
32:BH:99:VAL:HG12	32:BH:99:VAL:O	2.21	0.40
15:AO:47:LYS:HG2	15:AO:47:LYS:H	1.63	0.40
25:BA:1439:A:C2	25:BA:1553:A:C5	3.10	0.40
36:BP:46:LYS:HG2	36:BP:52:GLU:CD	2.42	0.40
7:AG:32:ARG:HH11	7:AG:32:ARG:HG2	1.86	0.40
9:AI:73:GLN:O	9:AI:75:ASP:N	2.55	0.40
9:AI:37:PHE:CE2	9:AI:74:ILE:HG12	2.56	0.40
32:BH:12:PRO:HB2	32:BH:15:VAL:HG22	2.02	0.40
32:BH:9:ILE:O	32:BH:11:VAL:HG23	2.20	0.40
46:DZ:25:GLY:HA2	46:DZ:84:HIS:CD2	2.56	0.40
46:DZ:37:TYR:O	46:DZ:37:TYR:CD1	2.74	0.40
25:DA:1001:A:H2'	25:DA:1002:G:O4'	2.21	0.40
25:DA:1141:U:OP2	34:DN:22:THR:HG21	2.21	0.40
42:DV:52:VAL:O	42:DV:52:VAL:HG13	2.20	0.40
46:DZ:18:ARG:HB3	46:DZ:81:ARG:NH1	2.36	0.40
44:DX:36:LYS:HE2	44:DX:55:ASN:HA	2.03	0.40
1:AA:194:C:O3'	20:AT:68:LYS:HD3	2.20	0.40
9:CI:117:HIS:C	9:CI:118:LYS:HG3	2.42	0.40
31:DG:135:LEU:HB2	31:DG:155:MET:HE2	2.04	0.40
45:DY:27:VAL:HA	45:DY:28:LYS:CE	2.47	0.40
29:DE:31:CYS:SG	29:DE:51:PHE:CD2	3.07	0.40
25:DA:2810:A:C2'	29:DE:61:ARG:CZ	2.99	0.40
30:BF:3:GLU:HA	30:BF:24:LEU:CD1	2.50	0.40
1:AA:187:C:O2'	1:AA:188:C:H5'	2.22	0.40
53:B6:46:HIS:C	53:B6:47:THR:HG23	2.42	0.40
45:BY:26:LYS:O	45:BY:28:LYS:HE3	2.21	0.40
25:BA:1342:A:OP1	44:BX:36:LYS:HE2	2.22	0.40
1:AA:12:U:H3	1:AA:22:G:H1	1.68	0.40
46:BZ:151:ALA:HA	46:BZ:166:PRO:C	2.42	0.40
32:DH:139:GLN:C	32:DH:141:VAL:H	2.25	0.40
36:BP:84:ASN:C	36:BP:86:LYS:N	2.72	0.40
2:AB:185:ILE:HG12	2:AB:199:TYR:HB2	2.03	0.40
2:AB:197:VAL:HB	2:AB:200:ILE:HG13	2.02	0.40
2:AB:217:ARG:HD3	2:AB:217:ARG:H	1.79	0.40
1:CA:689:C:P	11:CK:46:GLY:HA3	2.62	0.40
55:B8:34:TRP:CE2	55:B8:35:GLN:HB2	2.56	0.40
29:BE:86:PRO:C	29:BE:88:GLY:N	2.75	0.40
13:CM:11:ARG:NH2	31:DG:146:TYR:CD2	2.89	0.40
13:AM:15:VAL:HG12	13:AM:45:VAL:HG22	2.03	0.40
1:AA:696:A:H1'	1:AA:786:G:O2'	2.21	0.40

Continued on next page...

Continued from previous page...

Atom-1	Atom-2	Interatomic distance (Å)	Clash overlap (Å)
28:BD:242:ARG:CD	28:BD:242:ARG:H	2.15	0.40
25:DA:9:U:H5''	34:DN:115:ARG:HH21	1.87	0.40
28:BD:274:ARG:HD3	28:BD:274:ARG:H	1.87	0.40
28:DD:28:GLU:CD	28:DD:28:GLU:N	2.74	0.40
8:AH:109:ILE:O	8:AH:137:VAL:N	2.50	0.40
33:DI:43:ASN:O	33:DI:44:LEU:C	2.60	0.40
33:DI:43:ASN:O	33:DI:46:ALA:HB3	2.20	0.40
40:DT:27:THR:OG1	40:DT:28:VAL:N	2.54	0.40
14:AN:22:THR:HG22	14:AN:33:VAL:HB	2.02	0.40
25:DA:2347:C:H2'	25:DA:2348:U:H6	1.85	0.40
47:D0:43:THR:O	47:D0:45:PHE:N	2.54	0.40
47:D0:52:GLY:H	47:D0:62:LEU:HD11	1.81	0.40
1:AA:458:C:C4	1:AA:460:G:N7	2.90	0.40
10:CJ:17:ASP:HA	10:CJ:20:ALA:HB3	2.04	0.40
1:CA:89:C:OP1	1:CA:90:U:N3	2.54	0.40
5:CE:110:LEU:O	5:CE:115:VAL:CB	2.69	0.40
25:DA:2031:A:C5	25:DA:2498:C:H1'	2.56	0.40
12:CL:24:LEU:O	12:CL:26:GLY:N	2.54	0.40
25:DA:1175:U:O3'	25:DA:1176:G:H3'	2.22	0.40
1:AA:545:C:O2'	1:AA:549:C:OP1	2.39	0.40
20:CT:26:ASN:C	20:CT:26:ASN:HD22	2.25	0.40
20:CT:34:LYS:O	20:CT:37:SER:HB2	2.21	0.40
30:DF:53:THR:C	30:DF:55:GLY:N	2.74	0.40
13:CM:53:VAL:C	13:CM:55:ARG:N	2.75	0.40
25:BA:1394:U:C4	25:BA:1395:A:C6	3.09	0.40
5:CE:20:GLN:O	5:CE:21:ALA:C	2.59	0.40
44:BX:39:ILE:O	44:BX:40:LYS:O	2.39	0.40
1:CA:192:U:O4'	20:CT:103:GLY:HA2	2.21	0.40
20:CT:57:ARG:HH11	20:CT:103:GLY:H	1.66	0.40
7:AG:108:ALA:O	7:AG:110:GLN:N	2.49	0.40
1:AA:1102:A:C6	1:AA:1103:C:C4	3.09	0.40
4:CD:157:LEU:HB3	4:CD:161:ASN:HD21	1.82	0.40
4:CD:3:ARG:HD3	4:CD:3:ARG:H	1.84	0.40
1:CA:1256:A:O5'	1:CA:1258:G:H1'	2.21	0.40
31:BG:12:TYR:O	31:BG:16:ARG:HB2	2.22	0.40
34:BN:120:LEU:HD11	34:BN:122:VAL:HG23	2.03	0.40
26:BB:30:C:O4'	26:BB:58:A:C2	2.75	0.40
38:DR:85:PRO:C	38:DR:87:TYR:H	2.24	0.40
8:CH:64:LYS:C	8:CH:65:TYR:CD1	2.95	0.40
25:BA:726:G:O2'	25:BA:727:A:O5'	2.39	0.40
32:DH:41:MET:SD	32:DH:41:MET:N	2.95	0.40

Continued on next page...

Continued from previous page...

Atom-1	Atom-2	Interatomic distance (Å)	Clash overlap (Å)
25:DA:493:G:H4'	43:DW:8:ARG:HB2	2.02	0.40
25:BA:322:A:H4'	25:BA:323:G:OP2	2.21	0.40
49:B2:5:GLU:O	49:B2:6:VAL:C	2.59	0.40
31:BG:39:ILE:HD12	31:BG:156:ASP:O	2.21	0.40
36:DP:95:VAL:HG23	36:DP:95:VAL:O	2.20	0.40
31:DG:6:ALA:O	31:DG:10:LYS:HB2	2.21	0.40
36:DP:123:LEU:O	36:DP:123:LEU:HD12	2.20	0.40
1:AA:486:U:H2'	1:AA:487:A:O4'	2.22	0.40
33:DI:31:LEU:HD12	33:DI:31:LEU:N	2.35	0.40
25:DA:1133:U:O2	25:DA:1137:G:H5''	2.21	0.40
28:BD:142:VAL:O	28:BD:142:VAL:HG13	2.20	0.40
1:CA:600:C:C2	1:CA:639:G:C2	3.09	0.40
1:CA:246:A:N3	1:CA:247:G:H1'	2.37	0.40
1:AA:1383:C:H2'	1:AA:1384:C:C6	2.57	0.40
25:BA:1914:C:P	25:BA:1914:C:O2	2.79	0.40
25:BA:1042:G:H3'	25:BA:1043:C:H5'	2.02	0.40
9:AI:49:PRO:CG	9:AI:81:ILE:HB	2.50	0.40
25:DA:2346:A:N7	25:DA:2383:G:C6	2.90	0.40
34:BN:55:VAL:HG22	34:BN:56:ASN:N	2.37	0.40
1:AA:1080:A:C4'	5:AE:16:THR:OG1	2.67	0.40
46:BZ:41:VAL:O	46:BZ:44:ASP:HB3	2.21	0.40
23:AW:66:C:H2'	23:AW:67:C:C6	2.56	0.40
14:AN:53:LEU:HD23	14:AN:53:LEU:HA	1.87	0.40
25:BA:185:U:H4'	25:BA:218:A:H4'	2.04	0.40
25:BA:614:U:H2'	25:BA:614(A):U:O4'	2.22	0.40
2:CB:149:LEU:HD22	2:CB:152:PHE:CD1	2.56	0.40
47:B0:61:LEU:C	47:B0:62:VAL:HG13	2.41	0.40
1:AA:175:C:H2'	1:AA:175:C:O2	2.21	0.40
1:CA:64:G:H3'	1:CA:64:G:OP1	2.21	0.40
1:CA:1108:G:H5'	3:CC:176:HIS:ND1	2.36	0.40
1:AA:116:A:O2'	1:AA:117:G:H5'	2.20	0.40
25:BA:1792:G:C5'	28:BD:205:VAL:HG13	2.51	0.40
33:DI:136:VAL:O	33:DI:137:PRO:C	2.60	0.40
25:BA:1448:G:H5'	25:BA:1449:A:OP1	2.21	0.40
1:AA:1379:G:H2'	1:AA:1380:U:H6	1.86	0.40
27:BC:54:ARG:HB3	27:BC:56:ASP:OD1	2.21	0.40
11:CK:14:VAL:HG11	11:CK:34:ASP:HB2	2.03	0.40
25:BA:1829:A:H2'	25:BA:1830:C:H5'	2.02	0.40
30:DF:73:ALA:O	30:DF:74:ARG:C	2.59	0.40
30:BF:148:LEU:HD23	30:BF:148:LEU:HA	1.90	0.40
38:BR:38:VAL:N	38:BR:39:PRO:CD	2.84	0.40

Continued on next page...

Continued from previous page...

Atom-1	Atom-2	Interatomic distance (Å)	Clash overlap (Å)
55:D8:21:LYS:HZ3	55:D8:48:PHE:HZ	1.66	0.40
25:DA:2719:G:C2'	25:DA:2720:U:OP2	2.69	0.40
25:DA:1342:A:N1	25:DA:1345:C:C2	2.89	0.40
25:DA:708:C:H42	25:DA:723:G:H1	1.69	0.40
25:DA:723:G:H2'	25:DA:724:U:H6	1.86	0.40
25:BA:2818:G:O2'	25:BA:2837:G:H5'	2.21	0.40
25:DA:429:A:C5	25:DA:430:G:C6	3.09	0.40
31:BG:104:GLU:O	31:BG:105:LYS:C	2.59	0.40
41:BU:117:GLN:NE2	41:BU:117:GLN:HA	2.35	0.40
25:BA:2593:U:H2'	25:BA:2594:C:C6	2.57	0.40
1:CA:1445:C:H2'	1:CA:1446:U:O4'	2.21	0.40
25:BA:1832:C:N4	25:BA:1833:U:C4	2.89	0.40
33:BI:5:LEU:HD12	33:BI:5:LEU:H	1.86	0.40
1:CA:1461:G:H8	1:CA:1461:G:O5'	2.04	0.40
55:D8:26:LYS:HA	55:D8:26:LYS:HD3	1.76	0.40
48:B1:83:GLU:O	48:B1:84:GLY:O	2.39	0.40
25:BA:1996:C:P	35:BO:31:LYS:NZ	2.94	0.40
55:B8:61:LEU:CD1	55:B8:61:LEU:N	2.53	0.40
55:B8:6:THR:HG22	55:B8:61:LEU:HD13	2.04	0.40
55:B8:6:THR:CG2	55:B8:63:PRO:HD3	2.50	0.40
33:BI:88:ILE:CG1	33:BI:122:GLU:N	2.81	0.40
33:BI:123:LEU:CD1	33:BI:144:VAL:HG12	2.50	0.40
29:BE:11:MET:O	40:BT:8:LYS:NZ	2.53	0.40
40:BT:8:LYS:O	40:BT:10:VAL:N	2.54	0.40
35:DO:11:ALA:O	35:DO:12:ASP:HB3	2.20	0.40
7:AG:46:ALA:HB1	7:AG:121:ALA:HB2	2.03	0.40
9:AI:45:ALA:O	9:AI:46:ALA:C	2.58	0.40
37:DQ:134:ARG:O	37:DQ:135:ASP:HB3	2.22	0.40
2:CB:8:LYS:O	2:CB:12:GLU:N	2.50	0.40
2:CB:82:ARG:HG3	2:CB:92:TYR:OH	2.20	0.40
25:DA:2115:G:H2'	25:DA:2116:G:C5'	2.51	0.40
25:DA:1349:A:N6	25:DA:1598:C:N4	2.69	0.40
1:CA:947:G:C5	1:CA:948:C:C4	3.08	0.40
7:CG:134:ALA:C	7:CG:136:LYS:N	2.70	0.40
7:CG:47:CYS:O	7:CG:51:GLN:HG2	2.21	0.40
1:AA:1265:G:H22	1:AA:1271:G:H1'	1.85	0.40
1:AA:1267:C:C5	1:AA:1268:A:C5	3.09	0.40
13:AM:83:ASP:OD1	19:AS:74:PHE:HE1	2.05	0.40
30:BF:196:LEU:C	30:BF:198:ALA:N	2.75	0.40
35:BO:77:ILE:HD13	40:BT:74:ARG:HD3	2.02	0.40
30:DF:57:VAL:HG21	30:DF:87:GLY:CA	2.52	0.40

Continued on next page...

Continued from previous page...

Atom-1	Atom-2	Interatomic distance (Å)	Clash overlap (Å)
25:DA:608:A:H2'	25:DA:609:A:H8	1.79	0.40
27:BC:131:ILE:HB	27:BC:132:LEU:H	1.73	0.40
46:BZ:166:PRO:O	46:BZ:167:GLU:HB2	2.21	0.40
25:BA:275:G:H1'	25:BA:363:G:N2	2.36	0.40
8:CH:7:ALA:HA	8:CH:85:ARG:HG3	2.04	0.40
25:DA:2663:G:H2'	25:DA:2664:G:H8	1.85	0.40
2:AB:32:ILE:HG13	2:AB:33:TYR:N	2.36	0.40
1:CA:325:A:H2'	1:CA:326:G:O4'	2.22	0.40
25:BA:498:G:O2'	25:BA:499:U:H5'	2.21	0.40
46:BZ:127:VAL:HB	46:BZ:160:VAL:HA	2.02	0.40
13:AM:39:ILE:CD1	13:AM:56:LEU:HD23	2.52	0.40
2:AB:110:GLN:HB2	2:AB:110:GLN:HE21	1.57	0.40
5:AE:11:ILE:HB	5:AE:31:LEU:HD12	2.03	0.40
5:AE:33:VAL:HG22	5:AE:109:ILE:HG12	2.02	0.40
40:DT:16:ARG:H	40:DT:79:HIS:CD2	2.39	0.40
25:BA:271(T):C:O2'	25:BA:271(U):G:H5'	2.21	0.40
1:CA:1189:C:OP1	10:CJ:51:ARG:NH2	2.42	0.40
3:CC:178:LEU:HA	3:CC:178:LEU:HD13	1.81	0.40
1:CA:1060:C:C5'	10:CJ:51:ARG:HB3	2.52	0.40
34:DN:18:ALA:HB1	34:DN:21:LYS:HB3	2.02	0.40
40:DT:29:ARG:NH2	40:DT:46:GLU:OE1	2.55	0.40
14:CN:4:LYS:O	14:CN:8:GLU:HB2	2.21	0.40
37:BQ:132:VAL:HG11	46:BZ:80:ARG:HH22	1.85	0.40
31:DG:44:GLY:O	31:DG:47:LYS:NZ	2.55	0.40
31:DG:72:ARG:NH1	31:DG:72:ARG:HG2	2.32	0.40
15:AO:63:ARG:O	15:AO:67:LEU:HD12	2.21	0.40
15:AO:76:GLU:HA	15:AO:76:GLU:OE1	2.22	0.40
25:BA:1331:A:O2'	25:BA:1332:G:C8	2.74	0.40
30:BF:1:MET:CG	30:BF:26:ALA:HA	2.51	0.40
39:DS:14:VAL:HG12	39:DS:15:ARG:N	2.36	0.40
1:AA:375:U:H2'	1:AA:376:G:C8	2.57	0.40
1:AA:389:A:H2'	1:AA:390:C:C5'	2.50	0.40
1:CA:1152:A:H5''	10:CJ:13:HIS:HD2	1.85	0.40
1:AA:1194:U:C2'	1:AA:1195:C:H6	2.30	0.40
40:BT:58:ASN:O	40:BT:58:ASN:OD1	2.38	0.40
28:DD:18:VAL:HG12	28:DD:211:ARG:NH2	2.36	0.40
13:AM:57:ARG:NH1	13:AM:57:ARG:CB	2.85	0.40
1:AA:741:G:H2'	1:AA:742:G:C8	2.56	0.40
32:DH:70:THR:HA	32:DH:73:ALA:CB	2.51	0.40
43:DW:64:MET:HB3	43:DW:109:GLU:OE1	2.21	0.40
30:BF:113:ALA:C	30:BF:115:ALA:N	2.70	0.40

Continued on next page...

Continued from previous page...

Atom-1	Atom-2	Interatomic distance (Å)	Clash overlap (Å)
30:BF:202:PHE:O	30:BF:203:GLN:C	2.59	0.40
1:AA:1298:C:H1'	1:AA:1299:A:N1	2.35	0.40
5:CE:64:ARG:HG3	5:CE:64:ARG:O	2.21	0.40
55:D8:29:LYS:HB2	55:D8:44:LYS:HG2	2.04	0.40
13:CM:48:LEU:HG	13:CM:53:VAL:CG2	2.51	0.40
16:CP:27:LYS:O	16:CP:28:ARG:C	2.60	0.40
17:AQ:93:GLN:C	17:AQ:95:TYR:N	2.73	0.40
53:D6:10:LEU:CG	55:D8:34:TRP:CD1	2.95	0.40
55:B8:50:LEU:O	55:B8:52:LYS:N	2.52	0.40
25:BA:2302:G:C6	25:BA:2315:G:C6	3.09	0.40
1:CA:1493:A:N1	25:DA:1913:A:N3	2.69	0.40
6:AF:75:LEU:HD23	6:AF:79:LEU:CG	2.51	0.40
4:AD:102:ASP:HA	4:AD:121:VAL:HG21	2.02	0.40
4:AD:135:LEU:C	4:AD:137:SER:N	2.73	0.40
46:BZ:152:SER:O	46:BZ:153:ASP:C	2.60	0.40
2:AB:198:ASP:HA	8:AH:68:ARG:NH2	2.36	0.40
25:BA:728:G:C5	25:BA:730:C:C4	3.09	0.40
1:AA:1423:G:C5'	35:BO:49:ARG:HH22	2.30	0.40
25:DA:1465:G:C2	25:DA:1466:G:N9	2.89	0.40
25:DA:1952:A:C6	25:DA:1953:A:N1	2.89	0.40
43:BW:28:SER:C	43:BW:30:GLU:N	2.73	0.40
19:AS:25:LYS:HB2	19:AS:27:GLU:OE2	2.22	0.40
25:DA:1824:G:N3	28:DD:254:THR:OG1	2.49	0.40
25:BA:444:C:H2'	25:BA:445:C:O5'	2.21	0.40
25:DA:330:A:HO2'	25:DA:331:A:H8	1.68	0.40
31:BG:131:TYR:CE2	31:BG:133:LEU:HD22	2.56	0.40
31:BG:39:ILE:HD13	31:BG:157:ILE:HG12	2.03	0.40
1:AA:992:U:O2'	1:AA:993:G:P	2.79	0.40
30:DF:183:VAL:HG13	30:DF:183:VAL:H	1.64	0.40
31:BG:18:GLU:HG3	31:BG:22:ARG:HD2	2.02	0.40
25:DA:1988:C:H2'	25:DA:1989:G:C8	2.56	0.40
34:DN:82:LEU:HD12	34:DN:82:LEU:HA	1.79	0.40
17:CQ:11:VAL:HG12	17:CQ:85:VAL:HG22	2.03	0.40
25:BA:1934:C:H2'	25:BA:1935:G:H5'	2.03	0.40
32:BH:40:GLU:O	32:BH:41:MET:CB	2.65	0.40
27:BC:210:LEU:H	27:BC:210:LEU:HG	1.67	0.40
25:DA:1148:A:H2'	25:DA:1149:G:C8	2.56	0.40
25:DA:234:C:O2'	25:DA:235:U:H5'	2.21	0.40
20:CT:41:ILE:CA	20:CT:44:ALA:HB3	2.47	0.40
31:DG:32:PRO:CB	31:DG:172:LEU:HD22	2.51	0.40
37:BQ:103:MET:CE	37:BQ:125:LEU:HD13	2.51	0.40

Continued on next page...

Continued from previous page...

Atom-1	Atom-2	Interatomic distance (Å)	Clash overlap (Å)
41:BU:24:TYR:CE1	41:BU:39:LEU:CD2	3.05	0.40
1:CA:725:G:C2'	1:CA:726:C:H5'	2.52	0.40
1:CA:1501:C:N4	1:CA:1504:G:C2	2.90	0.40
27:DC:22:THR:O	27:DC:26:ALA:HB2	2.21	0.40
8:CH:84:ARG:O	8:CH:135:CYS:HB2	2.21	0.40
25:BA:2072:G:C2'	25:BA:2073:C:H5'	2.51	0.40
25:DA:2740:A:N6	25:DA:2741:A:C6	2.89	0.40
25:DA:1910:G:C2'	25:DA:1911:U:H5'	2.52	0.40
1:CA:590:C:O2'	1:CA:591:U:H5'	2.22	0.40
28:BD:170:GLY:C	28:BD:172:TYR:H	2.24	0.40
25:BA:1449:A:N7	25:BA:1450:G:C8	2.90	0.40
44:BX:57:LEU:HD11	44:BX:78:LYS:CG	2.51	0.40
49:B2:30:ARG:CG	49:B2:31:GLU:N	2.84	0.40
30:DF:51:THR:HB	30:DF:88:VAL:HG11	2.03	0.40
11:CK:21:ILE:HA	11:CK:30:VAL:HG12	2.02	0.40
10:AJ:22:LYS:HZ2	10:AJ:23:ILE:HA	1.86	0.40
39:BS:26:LEU:HA	39:BS:39:ILE:HD13	2.03	0.40
1:AA:1485:U:H2'	1:AA:1486:G:H8	1.87	0.40
1:AA:1486:G:H2'	1:AA:1487:G:O4'	2.21	0.40
25:DA:579:G:C2	25:DA:1262:A:C4	3.10	0.40
25:BA:1281:G:N2	25:BA:1290:C:C2	2.89	0.40
28:BD:200:ASP:O	28:BD:202:LYS:N	2.54	0.40
25:DA:1892:C:H2'	25:DA:1893:C:C6	2.56	0.40
26:DB:24:G:O2'	26:DB:25:A:OP2	2.29	0.40
1:CA:1087:G:H2'	1:CA:1088:G:H8	1.86	0.40
25:DA:271(C):C:O2'	25:DA:271(D):G:H5'	2.21	0.40
16:CP:76:GLN:O	16:CP:76:GLN:CG	2.68	0.40
25:BA:221:A:O2'	25:BA:222:A:OP2	2.32	0.40
1:AA:914:A:O2'	1:AA:915:A:H5'	2.21	0.40
25:DA:2084:C:H2'	25:DA:2085:C:H6	1.87	0.40
9:AI:122:ALA:HB1	9:AI:123:PRO:HD2	2.02	0.40
32:BH:126:PRO:HG2	32:BH:130:ARG:HB3	2.04	0.40
25:BA:2228:G:H2'	25:BA:2229:C:O4'	2.22	0.40
25:BA:2049:G:C2'	25:BA:2050:C:H5'	2.51	0.40
1:CA:795:C:O5'	1:CA:795:C:H6	2.04	0.40
46:BZ:102:ARG:HE	46:BZ:102:ARG:HB3	1.62	0.40
44:DX:52:VAL:HG12	44:DX:52:VAL:O	2.22	0.40
1:CA:945:G:H2'	1:CA:945:G:N3	2.36	0.40
25:DA:497:A:H2'	25:DA:498:G:O4'	2.21	0.40
1:CA:699:C:H2'	1:CA:700:G:H5'	2.03	0.40
48:D1:6:GLU:HG3	48:D1:61:ARG:O	2.20	0.40

Continued on next page...

Continued from previous page...

Atom-1	Atom-2	Interatomic distance (Å)	Clash overlap (Å)
25:BA:2343:C:O3'	25:BA:2373:G:H4'	2.22	0.40
15:CO:46:HIS:O	15:CO:47:LYS:C	2.58	0.40
39:BS:93:LYS:CG	39:BS:93:LYS:O	2.69	0.40
1:AA:1060:C:OP1	14:AN:45:ARG:NH2	2.55	0.40
1:AA:1373:G:OP1	9:AI:42:ARG:HD2	2.22	0.40
10:AJ:51:ARG:CG	10:AJ:61:GLU:H	2.28	0.40
46:DZ:52:ILE:CG2	46:DZ:70:VAL:O	2.69	0.40
2:CB:161:ALA:HA	2:CB:183:PRO:O	2.22	0.40
2:CB:58:ILE:HD11	2:CB:185:ILE:HG21	2.03	0.40
2:CB:15:VAL:CB	2:CB:209:ARG:HB3	2.50	0.40
50:D3:4:LEU:CD2	50:D3:6:VAL:HG13	2.51	0.40
25:DA:1012:U:H3	34:DN:25:ARG:NE	2.19	0.40
25:DA:999:U:H2'	25:DA:1000:A:C5'	2.41	0.40
26:DB:93:G:P	46:DZ:78:ARG:HH12	2.45	0.40
9:CI:21:PRO:HA	9:CI:59:PHE:CA	2.15	0.40
1:CA:1241:G:C6	1:CA:1242:C:N4	2.89	0.40
9:CI:102:LEU:HA	9:CI:102:LEU:HD22	1.84	0.40
25:BA:1000:A:C2	25:BA:1155:A:C4	3.09	0.40
25:DA:885:C:HO2'	25:DA:886:C:C1'	2.34	0.40
25:BA:2792:G:O2'	25:BA:2793:G:H5'	2.21	0.40
1:AA:1270:C:H4'	1:AA:1314:C:H5'	2.03	0.40
1:AA:977:A:C2	1:AA:1224:G:C6	3.10	0.40
19:AS:36:ARG:NH2	19:AS:72:GLY:O	2.55	0.40
1:CA:1363(A):A:C8	1:CA:1365:G:C4	3.10	0.40
45:DY:28:LYS:HB3	45:DY:39:VAL:CG2	2.50	0.40
29:DE:71:GLY:C	29:DE:73:GLU:N	2.73	0.40
25:DA:278:A:P	25:DA:279:C:C4	3.15	0.40
30:DF:181:LEU:CD1	30:DF:186:ILE:HD11	2.47	0.40
30:DF:197:ASP:C	30:DF:199:TRP:N	2.73	0.40
30:DF:3:GLU:CA	30:DF:24:LEU:CB	2.95	0.40
25:DA:1246:A:H4'	30:DF:45:ARG:HH12	1.85	0.40
45:BY:27:VAL:C	45:BY:28:LYS:HE3	2.42	0.40
10:AJ:4:ILE:CG2	10:AJ:5:ARG:N	2.85	0.40
10:AJ:33:GLN:O	10:AJ:75:ILE:HG12	2.21	0.40
25:DA:2370:G:C6	25:DA:2371:G:C6	3.09	0.40
50:D3:24:LYS:O	50:D3:24:LYS:HG3	2.20	0.40
25:DA:171:G:P	25:DA:171:G:C8	3.14	0.40
28:BD:266:SER:C	28:BD:267:SER:O	2.59	0.40
46:BZ:165:SER:HB2	46:BZ:167:GLU:H	1.80	0.40
32:DH:127:GLU:C	32:DH:129:THR:H	2.25	0.40
25:BA:275:G:H3'	25:BA:275:G:H8	1.86	0.40

Continued on next page...

Continued from previous page...

Atom-1	Atom-2	Interatomic distance (Å)	Clash overlap (Å)
13:AM:7:VAL:HG13	31:BG:113:ARG:HD2	2.03	0.40
31:BG:64:THR:OG1	31:BG:94:LEU:HD11	2.22	0.40
25:DA:2679:A:C2	25:DA:2729:G:C2	3.10	0.40
53:B6:41:PRO:O	53:B6:43:CYS:N	2.55	0.40
53:B6:19:ARG:CD	53:B6:42:TRP:HE1	2.34	0.40
20:CT:20:LEU:O	20:CT:22:ARG:N	2.54	0.40
40:BT:85:LYS:HZ2	40:BT:86:ILE:N	2.18	0.40
8:CH:109:ILE:HD11	8:CH:120:THR:CG2	2.51	0.40
36:BP:65:ARG:NH2	55:B8:15:LYS:CB	2.78	0.40
1:AA:1121:U:C6	1:AA:1122:U:H5	2.40	0.40
5:AE:139:LEU:O	5:AE:141:GLN:N	2.54	0.40
5:AE:42:GLY:HA3	5:AE:65:ASN:O	2.22	0.40
40:DT:83:ILE:CG1	40:DT:84:GLN:H	2.25	0.40
14:CN:60:SER:C	14:CN:61:TRP:HE3	2.24	0.40
25:DA:271(L):U:O2	25:DA:271(M):G:O6	2.39	0.40
33:DI:47:LEU:HD12	33:DI:47:LEU:N	2.36	0.40
1:CA:749:C:H2'	1:CA:750:G:H8	1.86	0.40
15:CO:87:ILE:CG2	15:CO:88:ARG:N	2.71	0.40
15:CO:9:GLN:O	15:CO:10:LYS:C	2.60	0.40
48:B1:52:ARG:O	48:B1:53:VAL:HB	2.22	0.40
14:AN:24:CYS:HB2	14:AN:40:CYS:HB3	2.03	0.40
37:BQ:64:ILE:HG22	37:BQ:65:PHE:N	2.36	0.40
33:BI:19:VAL:HG22	33:BI:20:ASP:N	2.36	0.40
33:BI:38:LEU:CD1	33:BI:38:LEU:H	2.19	0.40
1:CA:1038:C:H2'	1:CA:1039:C:C4	2.57	0.40
25:BA:1465:G:C6	25:BA:1466:G:N7	2.90	0.40
39:DS:29:PHE:HD2	39:DS:30:ARG:N	2.20	0.40
10:CJ:5:ARG:O	10:CJ:5:ARG:HG3	2.21	0.40
25:BA:2309:A:H2'	25:BA:2310:A:H5'	2.02	0.40
1:AA:392:G:C2	1:AA:393:A:C4	3.10	0.40
12:AL:87:VAL:HG12	12:AL:89:ASP:N	2.33	0.40
28:BD:92:ILE:CD1	28:BD:92:ILE:N	2.83	0.40
25:DA:764:A:C5	28:DD:209:ALA:CB	3.04	0.40
28:DD:11:PRO:C	28:DD:13:ARG:N	2.73	0.40
25:BA:2831:G:P	29:BE:58:ARG:HH22	2.44	0.40
27:BC:30:VAL:HG22	27:BC:217:THR:HG22	2.02	0.40
28:DD:92:ILE:N	28:DD:92:ILE:CD1	2.82	0.40
40:DT:70:VAL:HG12	40:DT:71:GLY:N	2.37	0.40
11:CK:95:ILE:O	11:CK:99:GLN:NE2	2.45	0.40
4:AD:4:TYR:O	4:AD:5:ILE:HB	2.22	0.40
1:AA:622:A:C8	1:AA:623:C:C6	3.09	0.40

Continued on next page...

Continued from previous page...

Atom-1	Atom-2	Interatomic distance (Å)	Clash overlap (Å)
1:AA:626:U:H2'	1:AA:627:G:H8	1.81	0.40
11:CK:126:ARG:C	11:CK:128:ALA:H	2.24	0.40
25:DA:2224:G:H4'	25:DA:2226:C:C2	2.56	0.40
25:DA:19:C:H2'	25:DA:20:C:C6	2.56	0.40
1:CA:355:C:C4	1:CA:356:A:N7	2.90	0.40
4:CD:174:LEU:O	4:CD:186:LEU:HD11	2.21	0.40
4:CD:175:SER:O	4:CD:176:LEU:HB2	2.21	0.40
25:DA:2397:G:C2	25:DA:2420:C:C2	3.10	0.40
11:AK:38:ASN:ND2	11:AK:38:ASN:N	2.69	0.40
25:DA:833:U:O2'	25:DA:834:C:H5'	2.21	0.40
22:AV:108:MET:CE	22:AV:109:THR:H	2.35	0.40
22:AV:70:LEU:HD23	22:AV:84:ASP:HA	2.04	0.40
29:DE:134:ILE:HA	29:DE:137:HIS:HD2	1.85	0.40
1:AA:300:A:C2	1:AA:566:G:O6	2.74	0.40
25:BA:2200:C:O5'	25:BA:2200:C:H6	2.05	0.40
1:CA:176:C:H2'	1:CA:177:C:C6	2.56	0.40
37:DQ:85:LYS:HE2	47:D0:7:LEU:HD12	2.04	0.40
25:BA:2117:A:OP2	25:BA:2117:A:H8	2.04	0.40
13:AM:102:ARG:CB	13:AM:102:ARG:HH11	2.33	0.40
13:AM:102:ARG:CG	13:AM:102:ARG:HH11	2.34	0.40
1:AA:601:C:O2'	1:AA:602:A:H5'	2.21	0.40
25:BA:2263:C:H2'	25:BA:2264:C:C6	2.54	0.40
28:BD:148:GLU:HB2	28:BD:151:LYS:HD2	2.02	0.40
1:AA:1000:U:O5'	1:AA:1000:U:H6	2.04	0.40
48:B1:13:ILE:HD11	48:B1:42:GLN:OE1	2.22	0.40
1:AA:806:C:H2'	1:AA:807:A:C8	2.43	0.40
28:BD:120:GLY:HA2	28:BD:121:PRO:HD3	1.89	0.40
1:AA:448:A:OP2	1:AA:485:G:N2	2.48	0.40
1:CA:59:A:C5'	1:CA:60:A:C5'	2.99	0.40
43:BW:6:ILE:HG22	43:BW:8:ARG:HG2	2.02	0.40
5:AE:94:ALA:HB1	5:AE:98:THR:HG21	2.04	0.40
1:CA:937:A:N6	1:CA:1345:U:O4	2.49	0.40
48:D1:51:VAL:O	48:D1:57:GLU:O	2.39	0.40
25:DA:1620:G:O2'	54:D7:2:LYS:HE3	2.21	0.40
13:AM:108:ARG:HA	13:AM:108:ARG:NH1	2.29	0.40
1:CA:297:G:H4'	1:CA:557:G:H4'	2.03	0.40
25:BA:1952:A:C4	35:BO:22:ILE:HD12	2.57	0.40
25:DA:139(A):G:N2	44:DX:44:GLU:OE1	2.54	0.40
54:D7:47:ARG:C	54:D7:48:LYS:HD3	2.42	0.40
49:D2:38:GLN:H	49:D2:38:GLN:HG2	1.63	0.40
47:B0:55:ASP:O	47:B0:56:PHE:CB	2.66	0.40

Continued on next page...

Continued from previous page...

Atom-1	Atom-2	Interatomic distance (Å)	Clash overlap (Å)
5:AE:17:ALA:HB2	5:AE:26:PHE:CD2	2.56	0.40
35:BO:111:PHE:O	35:BO:114:ILE:HB	2.21	0.40
25:DA:1575:C:H2'	25:DA:1575:C:O2	2.21	0.40
25:DA:2751:G:H2'	25:DA:2751:G:N3	2.36	0.40
25:BA:1570:A:H4'	28:BD:38:LYS:HE2	2.03	0.40
25:DA:1569:A:H2'	25:DA:1570:A:O4'	2.22	0.40
1:CA:9:G:H2'	1:CA:10:A:H8	1.86	0.40
31:BG:136:ARG:O	31:BG:154:GLY:CA	2.69	0.40
9:AI:31:GLN:HE21	9:AI:31:GLN:HB2	1.69	0.40
1:CA:441:A:N7	1:CA:442:C:C4	2.90	0.40
1:CA:287:U:O2'	1:CA:288:A:H5'	2.22	0.40
25:DA:2262:U:C5	47:D0:16:SER:OG	2.74	0.40
30:BF:143:ALA:HB1	30:BF:148:LEU:HB2	2.02	0.40
1:AA:872:A:C2	1:AA:874:G:C6	3.10	0.40
25:BA:1309:G:C6	25:BA:1310:G:C5	3.10	0.40
43:BW:21:VAL:C	43:BW:23:LEU:N	2.74	0.40
1:CA:1001(A):G:C8	1:CA:1002:G:C8	3.09	0.40
39:BS:39:ILE:HG12	39:BS:73:LEU:HD11	2.04	0.40
39:DS:67:ARG:HG2	39:DS:67:ARG:HH11	1.85	0.40
1:AA:1486:G:H2'	1:AA:1487:G:C8	2.56	0.40
25:DA:716:A:C2	25:DA:717:G:H1'	2.56	0.40
1:CA:1474:G:H4'	25:DA:1701:A:N3	2.36	0.40
48:B1:43:TYR:HA	48:B1:44:PRO:HD3	1.93	0.40
1:AA:1061:G:O2'	1:AA:1062:U:H5'	2.22	0.40
46:BZ:53:HIS:ND1	46:BZ:100:PRO:HD3	2.37	0.40
25:BA:298:G:H8	25:BA:298:G:O5'	2.03	0.40
25:DA:109:G:O2'	25:DA:110:G:H5'	2.21	0.40
15:AO:69:TYR:O	15:AO:73:GLU:HG2	2.21	0.40
20:AT:45:GLN:O	20:AT:47:GLY:N	2.55	0.40
25:BA:19:C:O2'	25:BA:20:C:H5'	2.21	0.40
25:DA:957:A:N1	25:DA:2458:G:H4'	2.36	0.40
25:BA:1005:C:N3	25:BA:1143:A:C2	2.90	0.40
25:DA:1801:G:H3'	25:DA:1802:A:H5'	2.03	0.40
40:BT:76:PHE:HA	40:BT:77:PRO:HD3	1.76	0.40
25:BA:1123:C:H2'	25:BA:1124:C:C6	2.57	0.40
39:DS:38:GLN:OE1	39:DS:47:THR:HG21	2.22	0.40
25:DA:1387:C:H2'	25:DA:1388:G:O4'	2.22	0.40
15:AO:57:LEU:HA	15:AO:57:LEU:HD23	1.90	0.40
4:CD:49:ARG:HH11	4:CD:49:ARG:HG2	1.86	0.40
15:AO:64:ARG:HG2	15:AO:64:ARG:HH11	1.86	0.40
5:CE:40:ARG:HH11	5:CE:40:ARG:HG2	1.86	0.40

Continued on next page...

Continued from previous page...

Atom-1	Atom-2	Interatomic distance (Å)	Clash overlap (Å)
25:BA:251:A:C5'	36:BP:51:PHE:CE2	3.04	0.40
26:BB:6:C:O2'	39:BS:29:PHE:HE1	2.04	0.40
9:AI:11:LYS:C	9:AI:12:GLU:HG2	2.42	0.40
25:BA:152:G:C4	25:BA:175:G:N2	2.90	0.40
2:CB:19:HIS:CD2	2:CB:204:ASN:HA	2.56	0.40
2:CB:15:VAL:HG21	2:CB:209:ARG:HH21	1.87	0.40
2:CB:36:ARG:C	2:CB:38:GLY:H	2.24	0.40
2:CB:44:LEU:O	2:CB:47:THR:HB	2.22	0.40
2:CB:92:TYR:CE1	2:CB:151:GLY:N	2.84	0.40
50:D3:7:LYS:HB2	50:D3:34:GLU:HG2	2.03	0.40
25:DA:1155:A:H4'	41:DU:55:ARG:NH1	2.36	0.40
25:DA:990:A:N6	25:DA:1186:G:H1'	2.36	0.40
25:DA:997:G:H5'	41:DU:93:LYS:HZ2	1.85	0.40
26:DB:83:G:C2'	26:DB:84:C:H5'	2.51	0.40
34:DN:2:LYS:HZ2	41:DU:95:LEU:HG	1.84	0.40
25:DA:864:G:H22	25:DA:867:C:H42	1.69	0.40
44:DX:35:THR:H	44:DX:38:GLU:HB3	1.86	0.40
19:CS:9:VAL:C	19:CS:11:VAL:H	2.25	0.40
9:CI:53:VAL:HG13	9:CI:95:LYS:HE3	2.02	0.40
1:CA:1234:C:C1'	1:CA:1364:U:O2	2.69	0.40
1:CA:971:G:C8	1:CA:1365:G:H4'	2.55	0.40
35:BO:69:ILE:CD1	35:BO:69:ILE:N	2.80	0.40
3:AC:91:LEU:N	3:AC:91:LEU:HD23	2.37	0.40
36:DP:9:ASN:H	36:DP:10:PRO:CD	2.33	0.40
25:BA:1387:C:C2	25:BA:1388:G:C8	3.09	0.40
55:D8:30:ARG:O	55:D8:31:HIS:HB3	2.22	0.40
25:DA:2417:C:H2'	25:DA:2418:A:C8	2.56	0.40
25:DA:157:U:N3	25:DA:171:G:C6	2.90	0.40
25:DA:1567:A:N7	28:DD:84:TYR:CE2	2.90	0.40
53:B6:12:GLU:HA	53:B6:23:THR:N	2.37	0.40
8:CH:5:PRO:O	8:CH:8:ASP:N	2.54	0.40
1:CA:377:G:O2'	1:CA:378:G:H5'	2.22	0.40
16:CP:67:THR:CG2	16:CP:68:ASP:N	2.85	0.40
25:DA:272(I):U:C5'	25:DA:272(J):C:OP1	2.67	0.40
13:AM:66:LEU:HA	13:AM:70:LEU:HB2	2.03	0.40
13:AM:78:ILE:H	13:AM:78:ILE:HG13	1.56	0.40
55:B8:23:VAL:HG13	55:B8:46:ARG:HB3	2.03	0.40
25:BA:2393:A:H4'	36:BP:60:MET:O	2.22	0.40
3:CC:112:SER:HB3	3:CC:115:LEU:HB2	2.03	0.40
1:AA:1148:U:H2'	1:AA:1149:C:C5'	2.52	0.40
4:AD:8:VAL:O	4:AD:11:LEU:HG	2.21	0.40

Continued on next page...

Continued from previous page...

Atom-1	Atom-2	Interatomic distance (Å)	Clash overlap (Å)
22:CV:73:LEU:HD21	22:CV:83:MET:CG	2.52	0.40
25:DA:9:U:O2	25:DA:9:U:H2'	2.21	0.40
25:DA:2790:A:N3	25:DA:2790:A:C2'	2.85	0.40
42:BV:17:GLY:O	42:BV:18:LEU:CB	2.66	0.40
1:AA:824:C:H4'	8:AH:1:MET:H1	1.87	0.40
8:AH:19:VAL:O	8:AH:20:TYR:HB2	2.20	0.40
8:AH:6:ILE:C	8:AH:8:ASP:N	2.74	0.40
25:DA:271(L):U:O2	25:DA:271(L):U:O4'	2.39	0.40
49:D2:51:ARG:HB2	49:D2:55:ARG:NH2	2.36	0.40
25:DA:95:G:H4'	49:D2:46:GLN:OE1	2.22	0.40
15:CO:7:GLU:O	15:CO:9:GLN:N	2.54	0.40
14:CN:3:ARG:O	14:CN:4:LYS:C	2.60	0.40
46:BZ:79:ARG:C	46:BZ:81:ARG:N	2.75	0.40
37:BQ:137:TYR:OH	46:BZ:80:ARG:NH2	2.54	0.40
25:DA:636:G:OP1	36:DP:132:LYS:CB	2.69	0.40
36:DP:101:VAL:O	36:DP:103:ALA:O	2.40	0.40
17:CQ:51:TYR:HE2	17:CQ:76:LEU:N	2.20	0.40
25:BA:1605:C:H5'	25:BA:1610:A:N6	2.37	0.40
2:AB:92:TYR:HD1	2:AB:92:TYR:C	2.25	0.40
25:BA:2308:G:H22	31:BG:79:ASN:HB2	1.84	0.40
6:CF:73:ASN:O	6:CF:74:ASP:C	2.59	0.40
33:BI:110:ASP:N	33:BI:130:TYR:OH	2.54	0.40
5:CE:79:GLU:CA	5:CE:91:LEU:O	2.69	0.40
25:DA:729:G:OP2	28:DD:13:ARG:NH1	2.53	0.40
55:D8:8:LYS:HG3	55:D8:12:LYS:HE3	2.03	0.40
10:CJ:26:ALA:HA	10:CJ:29:ARG:NH2	2.25	0.40
10:CJ:27:ALA:HA	10:CJ:30:SER:OG	2.21	0.40
23:AW:71:C:H2'	23:AW:72:A:C1'	2.51	0.40
11:CK:65:ALA:HB1	11:CK:98:LEU:HD23	2.03	0.40
25:BA:848:G:C4	25:BA:933:A:H8	2.39	0.40
1:AA:1239:A:C4	1:AA:1298:C:N4	2.89	0.40
44:BX:63:LYS:CB	44:BX:72:LYS:HE3	2.51	0.40
26:DB:70:C:H2'	26:DB:71:C:C6	2.50	0.40
6:AF:44:GLY:O	6:AF:59:TYR:HA	2.22	0.40
34:BN:123:TYR:CE1	34:BN:130:HIS:HE1	2.39	0.40
4:CD:150:GLU:CD	4:CD:151:LYS:H	2.24	0.40
9:AI:24:GLY:CA	9:AI:57:GLY:O	2.70	0.40
25:BA:269:U:O2	25:BA:269:U:H2'	2.21	0.40
4:AD:117:ALA:O	4:AD:118:ARG:C	2.59	0.40
26:BB:66:A:H61	26:BB:108:U:H2'	1.86	0.40
25:DA:1208:C:C2'	25:DA:1209:G:H5'	2.51	0.40

Continued on next page...

Continued from previous page...

Atom-1	Atom-2	Interatomic distance (Å)	Clash overlap (Å)
32:BH:81:GLU:HB3	32:BH:83:TYR:HE1	1.85	0.40
1:AA:484:G:HO2'	1:AA:485:G:P	2.44	0.40
25:DA:1239:G:H2'	25:DA:1240:U:O4'	2.21	0.40
25:BA:871:U:C5'	37:BQ:69:PHE:CE2	3.05	0.40
1:CA:935:A:O2'	1:CA:936:C:H5'	2.21	0.40
1:CA:1081:G:O2'	1:CA:1082:G:H5'	2.21	0.40
25:DA:257:A:C5	25:DA:258:G:C8	3.09	0.40
1:CA:247:G:C2	1:CA:248:C:C5	3.10	0.40
50:B3:29:ARG:N	50:B3:33:GLN:OE1	2.51	0.40
20:AT:16:HIS:O	20:AT:19:SER:N	2.53	0.40
25:DA:1788:C:C2'	25:DA:1789:A:H5'	2.50	0.40
41:BU:36:ARG:O	41:BU:37:GLU:C	2.59	0.40
43:DW:40:ASN:O	43:DW:41:LYS:CG	2.66	0.40
1:AA:1080:A:O3'	5:AE:16:THR:OG1	2.40	0.40
25:BA:1023:U:H2'	25:BA:1024:G:H5'	2.04	0.40
7:AG:140:ASP:O	7:AG:144:MET:HG2	2.22	0.40
25:BA:2061:G:N3	25:BA:2062:A:N7	2.70	0.40
5:CE:33:VAL:HG22	5:CE:43:LEU:HD12	2.02	0.40
17:AQ:33:GLY:O	17:AQ:34:LYS:C	2.59	0.40
1:AA:353:A:H5'	1:AA:353:A:C8	2.52	0.40
49:D2:22:GLU:O	49:D2:25:VAL:N	2.55	0.40
25:DA:1251:C:OP1	41:DU:13:LYS:HD2	2.22	0.40
26:DB:59:A:C5	26:DB:60:C:C4	3.09	0.40
4:AD:126:ILE:C	4:AD:127:THR:HG23	2.41	0.40
1:CA:540:G:H2'	1:CA:541:G:O4'	2.22	0.40
28:BD:45:ASN:OD1	28:BD:46:GLN:N	2.55	0.40
4:AD:64:LEU:HD22	4:AD:198:VAL:HG11	2.04	0.40
48:B1:46:LEU:CD2	48:B1:46:LEU:H	2.34	0.40
22:CV:113:ASP:HB2	22:CV:120:ILE:HG12	2.03	0.40
11:CK:30:VAL:HG23	11:CK:68:ALA:HB2	2.03	0.40
1:AA:697:U:H2'	1:AA:698:G:C5'	2.51	0.40
25:BA:1251:C:OP1	41:BU:10:ARG:HG3	2.21	0.40
52:D5:12:SER:C	52:D5:14:ALA:N	2.75	0.40
28:DD:132:PRO:HG3	28:DD:190:TYR:CE1	2.57	0.40
1:AA:328:C:O2	1:AA:328:C:C2'	2.70	0.40
11:CK:17:GLY:C	11:CK:80:VAL:HG12	2.42	0.40
40:DT:124:ASP:C	40:DT:126:ALA:H	2.25	0.40
25:DA:2065:C:H1'	25:DA:2449:U:O2	2.21	0.40
25:BA:2508:G:C2	25:BA:2582:G:C6	3.10	0.40
25:DA:2505:G:O6	25:DA:2576:G:H2'	2.22	0.40
31:DG:91:ARG:C	31:DG:91:ARG:CD	2.90	0.40

Continued on next page...

Continued from previous page...

Atom-1	Atom-2	Interatomic distance (Å)	Clash overlap (Å)
20:AT:45:GLN:C	20:AT:47:GLY:H	2.25	0.40
43:BW:70:TYR:O	43:BW:107:LEU:HA	2.21	0.40
25:DA:698:C:O2'	25:DA:734:A:N6	2.52	0.40
5:CE:66:MET:O	5:CE:67:VAL:HB	2.22	0.40
25:DA:431:U:O2'	25:DA:432:A:H5'	2.21	0.40
25:BA:1842:G:O2'	28:BD:253:GLN:OE1	2.38	0.40
1:CA:911:U:H2'	1:CA:912:C:C6	2.57	0.40
37:BQ:85:LYS:HB3	47:B0:8:SER:N	2.37	0.40
54:D7:6:GLN:O	54:D7:7:PRO:C	2.60	0.40
47:D0:34:GLY:O	47:D0:35:ASN:C	2.60	0.40
5:CE:63:ARG:HG3	5:CE:63:ARG:H	1.59	0.40
12:AL:51:LYS:N	12:AL:51:LYS:HD2	2.36	0.40
8:AH:18:ARG:HD2	8:AH:18:ARG:N	2.36	0.40
1:AA:348:G:C2'	1:AA:349:A:H5'	2.52	0.40
43:DW:22:ASP:OD2	43:DW:25:ARG:NH2	2.54	0.40
25:DA:306:U:C2'	25:DA:307:G:H5'	2.52	0.40
25:BA:1613:G:C2	25:BA:1619:G:C5	3.10	0.40

There are no symmetry-related clashes.

5.3 Torsion angles

5.3.1 Protein backbone

In the following table, the Percentiles column shows the percent Ramachandran outliers of the chain as a percentile score with respect to all X-ray entries followed by that with respect to entries of similar resolution.

The Analysed column shows the number of residues for which the backbone conformation was analysed, and the total number of residues.

Mol	Chain	Analysed	Favoured	Allowed	Outliers	Percentiles	
2	AB	233/256 (91%)	128 (55%)	72 (31%)	33 (14%)	0	1
2	CB	233/256 (91%)	138 (59%)	54 (23%)	41 (18%)	0	0
3	AC	205/239 (86%)	106 (52%)	68 (33%)	31 (15%)	0	0
3	CC	205/239 (86%)	134 (65%)	45 (22%)	26 (13%)	0	1
4	AD	206/209 (99%)	124 (60%)	52 (25%)	30 (15%)	0	1
4	CD	206/209 (99%)	132 (64%)	46 (22%)	28 (14%)	0	1
5	AE	149/162 (92%)	107 (72%)	26 (17%)	16 (11%)	0	3

Continued on next page...

Continued from previous page...

Mol	Chain	Analysed	Favoured	Allowed	Outliers	Percentiles	
5	CE	149/162 (92%)	98 (66%)	37 (25%)	14 (9%)	1	4
6	AF	99/101 (98%)	63 (64%)	27 (27%)	9 (9%)	1	5
6	CF	99/101 (98%)	61 (62%)	19 (19%)	19 (19%)	0	0
7	AG	153/156 (98%)	98 (64%)	39 (26%)	16 (10%)	1	3
7	CG	153/156 (98%)	95 (62%)	34 (22%)	24 (16%)	0	0
8	AH	136/138 (99%)	96 (71%)	28 (21%)	12 (9%)	1	5
8	CH	136/138 (99%)	93 (68%)	26 (19%)	17 (12%)	0	1
9	AI	125/128 (98%)	82 (66%)	27 (22%)	16 (13%)	0	1
9	CI	125/128 (98%)	80 (64%)	32 (26%)	13 (10%)	1	3
10	AJ	97/105 (92%)	58 (60%)	29 (30%)	10 (10%)	1	4
10	CJ	97/105 (92%)	59 (61%)	26 (27%)	12 (12%)	0	1
11	AK	117/129 (91%)	88 (75%)	23 (20%)	6 (5%)	2	15
11	CK	117/129 (91%)	86 (74%)	25 (21%)	6 (5%)	2	15
12	AL	123/132 (93%)	84 (68%)	23 (19%)	16 (13%)	0	1
12	CL	123/132 (93%)	86 (70%)	21 (17%)	16 (13%)	0	1
13	AM	118/126 (94%)	72 (61%)	24 (20%)	22 (19%)	0	0
13	CM	118/126 (94%)	72 (61%)	22 (19%)	24 (20%)	0	0
14	AN	58/61 (95%)	34 (59%)	14 (24%)	10 (17%)	0	0
14	CN	58/61 (95%)	33 (57%)	15 (26%)	10 (17%)	0	0
15	AO	86/89 (97%)	58 (67%)	20 (23%)	8 (9%)	1	4
15	CO	86/89 (97%)	55 (64%)	19 (22%)	12 (14%)	0	1
16	AP	82/88 (93%)	46 (56%)	26 (32%)	10 (12%)	0	2
16	CP	82/88 (93%)	46 (56%)	26 (32%)	10 (12%)	0	2
17	AQ	98/105 (93%)	73 (74%)	14 (14%)	11 (11%)	0	3
17	CQ	98/105 (93%)	71 (72%)	19 (19%)	8 (8%)	1	6
18	AR	68/88 (77%)	39 (57%)	17 (25%)	12 (18%)	0	0
18	CR	68/88 (77%)	37 (54%)	26 (38%)	5 (7%)	1	7
19	AS	78/93 (84%)	47 (60%)	16 (20%)	15 (19%)	0	0
19	CS	76/93 (82%)	50 (66%)	16 (21%)	10 (13%)	0	1
20	AT	97/106 (92%)	66 (68%)	18 (19%)	13 (13%)	0	1
20	CT	97/106 (92%)	57 (59%)	27 (28%)	13 (13%)	0	1

Continued on next page...

Continued from previous page...

Mol	Chain	Analysed	Favoured	Allowed	Outliers	Percentiles	
21	AU	23/27 (85%)	12 (52%)	7 (30%)	4 (17%)	0	0
21	CU	23/27 (85%)	13 (56%)	7 (30%)	3 (13%)	0	1
22	AV	172/184 (94%)	124 (72%)	31 (18%)	17 (10%)	1	4
22	CV	172/184 (94%)	126 (73%)	28 (16%)	18 (10%)	1	3
27	BC	222/229 (97%)	165 (74%)	33 (15%)	24 (11%)	0	3
27	DC	216/229 (94%)	141 (65%)	62 (29%)	13 (6%)	2	11
28	BD	272/276 (99%)	194 (71%)	47 (17%)	31 (11%)	0	2
28	DD	272/276 (99%)	187 (69%)	47 (17%)	38 (14%)	0	1
29	BE	203/206 (98%)	130 (64%)	37 (18%)	36 (18%)	0	0
29	DE	203/206 (98%)	122 (60%)	35 (17%)	46 (23%)	0	0
30	BF	206/210 (98%)	136 (66%)	46 (22%)	24 (12%)	0	2
30	DF	206/210 (98%)	123 (60%)	48 (23%)	35 (17%)	0	0
31	BG	179/182 (98%)	118 (66%)	43 (24%)	18 (10%)	1	4
31	DG	179/182 (98%)	109 (61%)	44 (25%)	26 (14%)	0	1
32	BH	166/180 (92%)	98 (59%)	33 (20%)	35 (21%)	0	0
32	DH	158/180 (88%)	80 (51%)	49 (31%)	29 (18%)	0	0
33	BI	144/148 (97%)	84 (58%)	32 (22%)	28 (19%)	0	0
33	DI	144/148 (97%)	74 (51%)	41 (28%)	29 (20%)	0	0
34	BN	137/140 (98%)	104 (76%)	14 (10%)	19 (14%)	0	1
34	DN	137/140 (98%)	79 (58%)	38 (28%)	20 (15%)	0	1
35	BO	120/122 (98%)	91 (76%)	17 (14%)	12 (10%)	1	4
35	DO	120/122 (98%)	100 (83%)	15 (12%)	5 (4%)	3	19
36	BP	144/150 (96%)	71 (49%)	34 (24%)	39 (27%)	0	0
36	DP	144/150 (96%)	69 (48%)	34 (24%)	41 (28%)	0	0
37	BQ	137/141 (97%)	102 (74%)	23 (17%)	12 (9%)	1	5
37	DQ	139/141 (99%)	91 (66%)	35 (25%)	13 (9%)	1	4
38	BR	114/118 (97%)	82 (72%)	21 (18%)	11 (10%)	1	4
38	DR	115/118 (98%)	81 (70%)	17 (15%)	17 (15%)	0	1
39	BS	99/112 (88%)	44 (44%)	25 (25%)	30 (30%)	0	0
39	DS	97/112 (87%)	48 (50%)	25 (26%)	24 (25%)	0	0
40	BT	136/146 (93%)	86 (63%)	21 (15%)	29 (21%)	0	0

Continued on next page...

Continued from previous page...

Mol	Chain	Analysed	Favoured	Allowed	Outliers	Percentiles	
40	DT	136/146 (93%)	72 (53%)	33 (24%)	31 (23%)	0	0
41	BU	115/118 (98%)	74 (64%)	31 (27%)	10 (9%)	1	5
41	DU	115/118 (98%)	75 (65%)	25 (22%)	15 (13%)	0	1
42	BV	99/101 (98%)	68 (69%)	13 (13%)	18 (18%)	0	0
42	DV	99/101 (98%)	57 (58%)	20 (20%)	22 (22%)	0	0
43	BW	111/113 (98%)	75 (68%)	24 (22%)	12 (11%)	0	3
43	DW	111/113 (98%)	82 (74%)	18 (16%)	11 (10%)	1	4
44	BX	92/96 (96%)	64 (70%)	21 (23%)	7 (8%)	1	7
44	DX	91/96 (95%)	64 (70%)	16 (18%)	11 (12%)	0	2
45	BY	99/110 (90%)	38 (38%)	23 (23%)	38 (38%)	0	0
45	DY	99/110 (90%)	39 (39%)	26 (26%)	34 (34%)	0	0
46	BZ	180/206 (87%)	114 (63%)	41 (23%)	25 (14%)	0	1
46	DZ	175/206 (85%)	103 (59%)	46 (26%)	26 (15%)	0	1
47	B0	75/85 (88%)	60 (80%)	13 (17%)	2 (3%)	6	31
47	D0	82/85 (96%)	60 (73%)	15 (18%)	7 (8%)	1	5
48	B1	94/98 (96%)	65 (69%)	15 (16%)	14 (15%)	0	1
48	D1	92/98 (94%)	65 (71%)	17 (18%)	10 (11%)	0	3
49	B2	69/72 (96%)	53 (77%)	9 (13%)	7 (10%)	1	4
49	D2	69/72 (96%)	41 (59%)	17 (25%)	11 (16%)	0	0
50	B3	57/60 (95%)	51 (90%)	5 (9%)	1 (2%)	11	42
50	D3	58/60 (97%)	38 (66%)	13 (22%)	7 (12%)	0	2
51	B4	29/71 (41%)	13 (45%)	9 (31%)	7 (24%)	0	0
51	D4	29/71 (41%)	13 (45%)	9 (31%)	7 (24%)	0	0
52	B5	55/60 (92%)	31 (56%)	10 (18%)	14 (26%)	0	0
52	D5	57/60 (95%)	35 (61%)	11 (19%)	11 (19%)	0	0
53	B6	47/54 (87%)	19 (40%)	13 (28%)	15 (32%)	0	0
53	D6	46/54 (85%)	19 (41%)	11 (24%)	16 (35%)	0	0
54	B7	47/49 (96%)	40 (85%)	7 (15%)	0	100	100
54	D7	47/49 (96%)	37 (79%)	6 (13%)	4 (8%)	1	5
55	B8	61/65 (94%)	36 (59%)	16 (26%)	9 (15%)	0	1
55	D8	60/65 (92%)	37 (62%)	14 (23%)	9 (15%)	0	0

Continued on next page...

Continued from previous page...

Mol	Chain	Analysed	Favoured	Allowed	Outliers	Percentiles	
56	B9	34/37 (92%)	24 (71%)	9 (26%)	1 (3%)	6	29
56	D9	34/37 (92%)	31 (91%)	3 (9%)	0	100	100
All	All	12117/12954 (94%)	7729 (64%)	2646 (22%)	1742 (14%)	0	1

All (1742) Ramachandran outliers are listed below:

Mol	Chain	Res	Type
2	AB	15	VAL
2	AB	23	ARG
2	AB	26	PRO
2	AB	75	LYS
2	AB	128	GLU
2	AB	129	GLU
2	AB	150	SER
2	AB	154	LEU
2	AB	195	ASP
2	AB	226	ARG
2	AB	230	VAL
2	AB	234	PRO
3	AC	12	LEU
3	AC	61	ALA
3	AC	101	LEU
3	AC	127	ARG
3	AC	156	ARG
3	AC	207	VAL
4	AD	24	GLU
4	AD	47	ARG
4	AD	123	HIS
4	AD	153	ARG
4	AD	154	ASN
4	AD	156	GLU
4	AD	172	PRO
4	AD	173	TRP
4	AD	208	SER
5	AE	74	GLY
5	AE	146	ALA
6	AF	40	VAL
6	AF	69	GLU
6	AF	70	ASP
6	AF	83	ASP
7	AG	9	VAL

Continued on next page...

Continued from previous page...

Mol	Chain	Res	Type
7	AG	33	ASP
8	AH	44	PHE
8	AH	91	ARG
9	AI	23	ASN
9	AI	44	VAL
9	AI	89	ASN
9	AI	95	LYS
9	AI	105	ASP
10	AJ	57	LYS
10	AJ	82	ILE
11	AK	15	ALA
12	AL	25	LYS
12	AL	42	PRO
12	AL	44	LYS
12	AL	59	SER
12	AL	77	HIS
13	AM	12	ASN
13	AM	60	VAL
13	AM	67	GLU
13	AM	70	LEU
13	AM	83	ASP
13	AM	95	GLY
13	AM	113	PRO
13	AM	116	THR
13	AM	117	VAL
14	AN	16	PHE
14	AN	25	VAL
14	AN	59	ALA
14	AN	60	SER
16	AP	26	ARG
16	AP	28	ARG
16	AP	62	VAL
16	AP	64	ALA
17	AQ	34	LYS
17	AQ	67	LYS
18	AR	20	ALA
18	AR	22	VAL
18	AR	37	VAL
18	AR	44	LEU
18	AR	78	LEU
18	AR	87	ARG
19	AS	10	PHE

Continued on next page...

Continued from previous page...

Mol	Chain	Res	Type
19	AS	28	LYS
19	AS	30	LEU
19	AS	32	LYS
19	AS	79	THR
20	AT	11	SER
20	AT	13	LEU
20	AT	70	SER
20	AT	71	THR
20	AT	95	ALA
20	AT	104	LEU
21	AU	3	LYS
22	AV	50	VAL
22	AV	58	GLU
22	AV	61	GLU
22	AV	85	LEU
22	AV	164	PHE
27	BC	7	ARG
27	BC	124	VAL
27	BC	144	GLY
27	BC	150	ILE
27	BC	183	PRO
27	BC	209	PHE
27	BC	221	PRO
28	BD	12	SER
28	BD	22	SER
28	BD	24	ILE
28	BD	27	THR
28	BD	33	LEU
28	BD	45	ASN
28	BD	52	ARG
28	BD	127	VAL
28	BD	141	VAL
28	BD	245	PRO
28	BD	246	PRO
28	BD	271	ILE
29	BE	54	GLN
29	BE	55	ASN
29	BE	71	GLY
29	BE	72	VAL
29	BE	73	GLU
29	BE	75	VAL
29	BE	76	ARG

Continued on next page...

Continued from previous page...

Mol	Chain	Res	Type
29	BE	77	ILE
29	BE	118	LYS
30	BF	2	LYS
30	BF	3	GLU
30	BF	11	VAL
30	BF	14	PRO
30	BF	20	LEU
30	BF	25	PRO
30	BF	53	THR
30	BF	66	PRO
30	BF	132	VAL
31	BG	30	GLU
31	BG	76	SER
31	BG	82	LEU
31	BG	86	MET
31	BG	87	PRO
31	BG	117	PHE
31	BG	149	VAL
32	BH	12	PRO
32	BH	13	LYS
32	BH	21	PRO
32	BH	42	ARG
32	BH	45	VAL
32	BH	47	GLU
32	BH	56	SER
32	BH	71	LEU
32	BH	83	TYR
32	BH	98	LEU
32	BH	138	LYS
32	BH	154	PRO
32	BH	155	SER
32	BH	165	ALA
33	BI	15	VAL
33	BI	94	ALA
33	BI	106	GLY
33	BI	115	ALA
33	BI	117	GLU
33	BI	133	HIS
33	BI	145	VAL
34	BN	3	THR
34	BN	57	ALA
34	BN	58	ASP

Continued on next page...

Continued from previous page...

Mol	Chain	Res	Type
34	BN	62	VAL
34	BN	63	THR
34	BN	68	GLU
34	BN	77	GLY
34	BN	93	THR
34	BN	126	PRO
35	BO	48	PRO
35	BO	52	VAL
36	BP	9	ASN
36	BP	11	GLY
36	BP	17	LYS
36	BP	18	ARG
36	BP	31	ALA
36	BP	35	HIS
36	BP	47	ASP
36	BP	48	PRO
36	BP	56	SER
36	BP	57	THR
36	BP	58	THR
36	BP	65	ARG
36	BP	98	GLU
36	BP	106	LEU
36	BP	107	LYS
36	BP	108	LYS
36	BP	146	VAL
36	BP	147	LEU
36	BP	148	LEU
37	BQ	2	LEU
37	BQ	21	THR
37	BQ	27	VAL
38	BR	4	LEU
38	BR	6	SER
38	BR	9	LYS
39	BS	23	ARG
39	BS	51	ALA
39	BS	58	LEU
39	BS	59	LYS
39	BS	62	LYS
39	BS	83	LYS
39	BS	88	ASP
39	BS	93	LYS
39	BS	102	ALA

Continued on next page...

Continued from previous page...

Mol	Chain	Res	Type
39	BS	103	GLU
39	BS	105	ALA
39	BS	107	GLU
40	BT	3	ARG
40	BT	17	THR
40	BT	24	PRO
40	BT	27	THR
40	BT	30	VAL
40	BT	39	ARG
40	BT	40	THR
40	BT	80	SER
40	BT	88	ILE
40	BT	94	ALA
40	BT	107	ASP
40	BT	115	ARG
41	BU	90	VAL
41	BU	91	ASP
41	BU	98	LEU
42	BV	16	PRO
42	BV	18	LEU
42	BV	19	LYS
42	BV	29	PRO
42	BV	31	ALA
42	BV	35	LEU
42	BV	46	VAL
42	BV	49	THR
42	BV	50	PRO
42	BV	53	GLU
42	BV	54	GLY
43	BW	11	ARG
43	BW	63	ASP
43	BW	111	HIS
44	BX	4	ALA
44	BX	34	ALA
44	BX	40	LYS
45	BY	7	VAL
45	BY	17	SER
45	BY	38	ILE
45	BY	42	VAL
45	BY	51	VAL
45	BY	52	SER
45	BY	56	PRO

Continued on next page...

Continued from previous page...

Mol	Chain	Res	Type
45	BY	60	PHE
45	BY	66	PRO
45	BY	77	PRO
45	BY	78	ALA
45	BY	90	LEU
45	BY	91	GLU
45	BY	92	ASN
45	BY	98	VAL
45	BY	99	CYS
45	BY	101	LYS
46	BZ	79	ARG
46	BZ	95	VAL
46	BZ	110	VAL
46	BZ	151	ALA
46	BZ	153	ASP
46	BZ	167	GLU
48	B1	30	VAL
48	B1	50	ARG
48	B1	58	ILE
48	B1	78	LYS
48	B1	86	SER
49	B2	43	GLN
49	B2	44	LEU
49	B2	47	ASN
49	B2	48	HIS
51	B4	42	CYS
51	B4	52	SER
51	B4	61	VAL
52	B5	4	HIS
52	B5	32	PRO
52	B5	38	ALA
52	B5	49	CYS
52	B5	56	LYS
52	B5	57	VAL
53	B6	15	GLU
53	B6	19	ARG
53	B6	20	ASN
53	B6	28	ARG
53	B6	29	ASN
53	B6	46	HIS
53	B6	48	VAL
53	B6	49	HIS

Continued on next page...

Continued from previous page...

Mol	Chain	Res	Type
55	B8	3	LYS
55	B8	33	ASN
55	B8	34	TRP
2	CB	9	GLU
2	CB	15	VAL
2	CB	18	GLY
2	CB	20	GLU
2	CB	77	ALA
2	CB	105	PHE
2	CB	106	LYS
2	CB	128	GLU
2	CB	143	GLU
2	CB	150	SER
2	CB	159	PRO
2	CB	167	PRO
2	CB	189	ASP
2	CB	195	ASP
2	CB	238	LEU
2	CB	239	VAL
2	CB	240	GLN
3	CC	62	ASP
3	CC	97	LYS
3	CC	101	LEU
3	CC	190	ARG
4	CD	4	TYR
4	CD	29	PRO
4	CD	77	ASN
4	CD	164	ALA
4	CD	178	VAL
4	CD	189	PRO
4	CD	191	ARG
4	CD	208	SER
5	CE	12	LEU
5	CE	26	PHE
5	CE	27	ARG
6	CF	42	GLU
6	CF	50	TYR
6	CF	62	TRP
6	CF	71	ARG
6	CF	81	ILE
6	CF	87	ARG
7	CG	7	ALA

Continued on next page...

Continued from previous page...

Mol	Chain	Res	Type
7	CG	11	GLN
7	CG	12	LEU
7	CG	15	ASP
7	CG	56	GLN
7	CG	77	SER
8	CH	3	THR
9	CI	10	ARG
9	CI	21	PRO
9	CI	54	ASP
9	CI	105	ASP
9	CI	109	VAL
10	CJ	38	ILE
10	CJ	57	LYS
10	CJ	84	GLN
10	CJ	92	THR
11	CK	117	ASN
12	CL	14	LYS
12	CL	20	LYS
12	CL	23	ALA
12	CL	44	LYS
12	CL	59	SER
12	CL	124	GLU
13	CM	12	ASN
13	CM	14	ARG
13	CM	15	VAL
13	CM	63	THR
13	CM	67	GLU
13	CM	70	LEU
13	CM	83	ASP
13	CM	113	PRO
14	CN	14	PRO
14	CN	16	PHE
14	CN	25	VAL
15	CO	73	GLU
16	CP	19	ILE
16	CP	26	ARG
16	CP	64	ALA
17	CQ	31	LEU
17	CQ	33	GLY
17	CQ	34	LYS
18	CR	51	LEU
18	CR	87	ARG

Continued on next page...

Continued from previous page...

Mol	Chain	Res	Type
19	CS	5	LEU
19	CS	10	PHE
19	CS	61	TYR
19	CS	62	ILE
19	CS	80	TYR
20	CT	47	GLY
20	CT	49	ALA
22	CV	9	PRO
22	CV	84	ASP
22	CV	85	LEU
22	CV	90	GLN
22	CV	162	PRO
27	DC	93	ASP
28	DD	3	VAL
28	DD	21	PHE
28	DD	24	ILE
28	DD	27	THR
28	DD	31	LYS
28	DD	33	LEU
28	DD	34	VAL
28	DD	35	LYS
28	DD	57	GLY
28	DD	127	VAL
28	DD	198	ASN
28	DD	199	ALA
28	DD	271	ILE
28	DD	272	ALA
29	DE	4	ILE
29	DE	35	GLN
29	DE	53	PRO
29	DE	55	ASN
29	DE	59	VAL
29	DE	61	ARG
29	DE	69	LYS
29	DE	72	VAL
29	DE	77	ILE
29	DE	82	ARG
29	DE	88	GLY
29	DE	93	VAL
29	DE	118	LYS
29	DE	132	HIS
29	DE	133	LYS

Continued on next page...

Continued from previous page...

Mol	Chain	Res	Type
29	DE	157	ALA
29	DE	174	ASP
29	DE	186	GLY
29	DE	197	ILE
30	DF	2	LYS
30	DF	3	GLU
30	DF	19	GLU
30	DF	20	LEU
30	DF	21	ALA
30	DF	25	PRO
30	DF	69	HIS
30	DF	89	VAL
30	DF	127	GLU
30	DF	132	VAL
30	DF	133	ASN
30	DF	158	THR
30	DF	167	ALA
30	DF	195	ASP
31	DG	14	GLU
31	DG	45	GLU
31	DG	81	LYS
31	DG	82	LEU
31	DG	86	MET
31	DG	87	PRO
31	DG	99	MET
31	DG	110	ALA
31	DG	117	PHE
31	DG	145	THR
31	DG	153	ARG
32	DH	47	GLU
32	DH	55	PRO
32	DH	56	SER
32	DH	138	LYS
32	DH	156	ALA
32	DH	158	HIS
32	DH	159	GLU
32	DH	165	ALA
32	DH	170	ARG
33	DI	75	LEU
33	DI	77	LEU
33	DI	85	GLU
33	DI	87	LYS

Continued on next page...

Continued from previous page...

Mol	Chain	Res	Type
33	DI	88	ILE
33	DI	89	TYR
33	DI	107	VAL
33	DI	120	ILE
33	DI	133	HIS
34	DN	42	TRP
34	DN	58	ASP
34	DN	68	GLU
34	DN	77	GLY
34	DN	93	THR
34	DN	132	ALA
35	DO	48	PRO
35	DO	89	ASN
35	DO	111	PHE
36	DP	10	PRO
36	DP	14	LYS
36	DP	31	ALA
36	DP	46	LYS
36	DP	49	ARG
36	DP	57	THR
36	DP	58	THR
36	DP	83	VAL
36	DP	108	LYS
36	DP	111	ARG
36	DP	119	GLU
36	DP	122	PRO
36	DP	134	ALA
37	DQ	2	LEU
37	DQ	13	GLN
37	DQ	47	ILE
37	DQ	63	LYS
37	DQ	135	ASP
37	DQ	138	ASP
38	DR	12	ARG
38	DR	14	SER
38	DR	59	ASP
38	DR	82	GLU
39	DS	18	ILE
39	DS	44	LYS
39	DS	53	SER
39	DS	57	LYS
39	DS	58	LEU

Continued on next page...

Continued from previous page...

Mol	Chain	Res	Type
39	DS	59	LYS
39	DS	62	LYS
39	DS	90	GLY
39	DS	92	TYR
39	DS	97	ARG
39	DS	103	GLU
40	DT	24	PRO
40	DT	26	ASP
40	DT	29	ARG
40	DT	30	VAL
40	DT	31	SER
40	DT	40	THR
40	DT	80	SER
40	DT	90	GLN
40	DT	94	ALA
40	DT	101	PHE
40	DT	107	ASP
40	DT	131	ALA
41	DU	74	LEU
41	DU	89	GLU
41	DU	92	ARG
41	DU	99	ALA
42	DV	16	PRO
42	DV	29	PRO
42	DV	30	GLY
42	DV	46	VAL
42	DV	47	VAL
42	DV	55	ALA
43	DW	11	ARG
43	DW	35	ILE
43	DW	67	ASP
43	DW	93	ALA
43	DW	110	LYS
44	DX	12	VAL
44	DX	40	LYS
44	DX	41	ASN
44	DX	57	LEU
45	DY	5	MET
45	DY	7	VAL
45	DY	9	LYS
45	DY	17	SER
45	DY	41	GLY

Continued on next page...

Continued from previous page...

Mol	Chain	Res	Type
45	DY	44	ILE
45	DY	47	LYS
45	DY	48	ALA
45	DY	53	PRO
45	DY	55	TYR
45	DY	56	PRO
45	DY	67	LEU
45	DY	77	PRO
45	DY	78	ALA
45	DY	79	CYS
45	DY	82	PRO
46	DZ	4	LEU
46	DZ	29	ASN
46	DZ	30	ARG
46	DZ	40	LEU
46	DZ	64	GLN
46	DZ	92	ASP
46	DZ	110	VAL
46	DZ	135	PHE
46	DZ	151	ALA
46	DZ	163	ALA
46	DZ	164	VAL
47	D0	41	ARG
47	D0	55	ARG
48	D1	30	VAL
48	D1	51	VAL
48	D1	52	ARG
48	D1	58	ILE
49	D2	43	GLN
49	D2	47	ASN
49	D2	48	HIS
50	D3	2	PRO
50	D3	56	VAL
51	D4	59	VAL
51	D4	65	CYS
52	D5	4	HIS
52	D5	32	PRO
52	D5	33	CYS
52	D5	49	CYS
52	D5	51	TYR
52	D5	57	VAL
53	D6	17	LYS

Continued on next page...

Continued from previous page...

Mol	Chain	Res	Type
53	D6	19	ARG
53	D6	20	ASN
53	D6	28	ARG
53	D6	30	THR
53	D6	34	LEU
53	D6	41	PRO
53	D6	44	ARG
53	D6	46	HIS
53	D6	51	GLU
53	D6	52	VAL
55	D8	34	TRP
55	D8	61	LEU
2	AB	9	GLU
2	AB	18	GLY
2	AB	61	LEU
2	AB	97	TRP
2	AB	141	GLU
2	AB	142	LEU
3	AC	18	TRP
3	AC	47	LEU
3	AC	48	TYR
3	AC	66	VAL
3	AC	89	GLU
3	AC	104	GLN
3	AC	141	VAL
3	AC	189	ALA
4	AD	3	ARG
4	AD	4	TYR
4	AD	25	ARG
4	AD	44	GLY
4	AD	91	SER
4	AD	147	ALA
4	AD	155	LEU
4	AD	171	GLY
6	AF	39	LYS
6	AF	43	LEU
7	AG	6	ARG
7	AG	17	VAL
7	AG	32	ARG
7	AG	46	ALA
7	AG	58	PRO
7	AG	113	GLU

Continued on next page...

Continued from previous page...

Mol	Chain	Res	Type
8	AH	53	VAL
8	AH	87	SER
8	AH	107	LEU
9	AI	33	PHE
9	AI	35	GLU
9	AI	46	ALA
9	AI	61	ALA
9	AI	74	ILE
10	AJ	36	GLY
10	AJ	70	ARG
12	AL	3	THR
12	AL	24	LEU
12	AL	38	ARG
12	AL	74	LEU
13	AM	59	TYR
13	AM	71	ARG
13	AM	80	ARG
13	AM	91	ARG
13	AM	112	GLY
14	AN	24	CYS
14	AN	28	GLY
14	AN	29	ARG
15	AO	81	LEU
15	AO	86	GLY
16	AP	20	VAL
16	AP	29	ASP
16	AP	83	GLU
17	AQ	66	SER
17	AQ	68	ARG
17	AQ	80	GLY
18	AR	23	LYS
18	AR	83	GLU
19	AS	37	ARG
19	AS	80	TYR
20	AT	74	LYS
20	AT	84	LEU
20	AT	86	ARG
21	AU	9	ARG
21	AU	23	PRO
22	AV	5	THR
22	AV	48	ALA
22	AV	95	ARG

Continued on next page...

Continued from previous page...

Mol	Chain	Res	Type
22	AV	127	VAL
27	BC	68	GLY
27	BC	93	ASP
27	BC	108	TRP
27	BC	109	MET
27	BC	131	ILE
28	BD	3	VAL
28	BD	26	LYS
28	BD	35	LYS
28	BD	58	HIS
28	BD	267	SER
29	BE	17	ASP
29	BE	29	GLY
29	BE	45	THR
29	BE	60	ASN
29	BE	69	LYS
29	BE	89	ASP
29	BE	93	VAL
29	BE	117	MET
29	BE	159	HIS
29	BE	174	ASP
29	BE	187	ALA
30	BF	21	ALA
30	BF	35	GLU
30	BF	57	VAL
30	BF	115	ALA
30	BF	131	GLY
30	BF	134	GLY
30	BF	143	ALA
31	BG	81	LYS
31	BG	104	GLU
31	BG	115	ARG
31	BG	124	SER
31	BG	126	ASP
32	BH	84	SER
32	BH	92	ILE
32	BH	133	VAL
32	BH	168	PRO
33	BI	14	ASP
33	BI	16	GLY
33	BI	29	TYR
33	BI	77	LEU

Continued on next page...

Continued from previous page...

Mol	Chain	Res	Type
33	BI	80	PRO
33	BI	81	VAL
33	BI	113	ARG
34	BN	5	VAL
34	BN	8	GLN
34	BN	133	GLN
34	BN	135	PRO
35	BO	26	LYS
35	BO	27	GLY
35	BO	62	VAL
35	BO	89	ASN
36	BP	14	LYS
36	BP	25	SER
36	BP	49	ARG
36	BP	82	GLY
36	BP	110	TYR
36	BP	111	ARG
36	BP	141	ALA
37	BQ	18	LYS
37	BQ	47	ILE
37	BQ	62	GLY
37	BQ	88	GLY
37	BQ	134	ARG
38	BR	8	ARG
38	BR	10	LEU
38	BR	82	GLU
39	BS	44	LYS
39	BS	53	SER
39	BS	77	ALA
39	BS	78	LEU
39	BS	79	ALA
39	BS	90	GLY
39	BS	96	GLY
39	BS	97	ARG
39	BS	104	GLY
40	BT	2	ASN
40	BT	28	VAL
40	BT	29	ARG
40	BT	33	LYS
40	BT	41	ARG
40	BT	42	ILE
40	BT	81	PRO

Continued on next page...

Continued from previous page...

Mol	Chain	Res	Type
40	BT	82	LEU
40	BT	101	PHE
40	BT	129	ARG
40	BT	136	GLN
41	BU	25	TRP
41	BU	28	ARG
41	BU	32	PHE
41	BU	92	ARG
42	BV	4	ILE
42	BV	44	LYS
42	BV	79	VAL
43	BW	10	VAL
43	BW	40	ASN
44	BX	24	GLY
45	BY	3	VAL
45	BY	5	MET
45	BY	27	VAL
45	BY	33	LYS
45	BY	39	VAL
45	BY	44	ILE
45	BY	49	VAL
45	BY	80	GLY
45	BY	87	LYS
46	BZ	29	ASN
46	BZ	33	ASN
46	BZ	46	VAL
46	BZ	47	PHE
46	BZ	64	GLN
46	BZ	111	ARG
46	BZ	120	HIS
46	BZ	164	VAL
46	BZ	182	LEU
48	B1	51	VAL
48	B1	79	GLY
48	B1	84	GLY
48	B1	90	ILE
49	B2	42	GLY
52	B5	12	SER
52	B5	52	TYR
53	B6	51	GLU
55	B8	8	LYS
55	B8	31	HIS

Continued on next page...

Continued from previous page...

Mol	Chain	Res	Type
55	B8	56	GLU
55	B8	61	LEU
2	CB	97	TRP
2	CB	98	LEU
2	CB	101	MET
2	CB	104	ASN
2	CB	122	PHE
2	CB	168	THR
2	CB	194	PRO
2	CB	228	GLY
3	CC	4	LYS
3	CC	16	ARG
3	CC	81	GLY
3	CC	145	GLY
3	CC	156	ARG
3	CC	160	ALA
3	CC	167	TRP
3	CC	185	GLY
3	CC	189	ALA
3	CC	207	VAL
4	CD	26	CYS
4	CD	30	LYS
4	CD	56	VAL
4	CD	78	LEU
4	CD	90	GLY
4	CD	153	ARG
5	CE	110	LEU
5	CE	146	ALA
6	CF	13	ASN
6	CF	39	LYS
6	CF	41	GLU
6	CF	80	ARG
6	CF	83	ASP
7	CG	16	LEU
7	CG	33	ASP
8	CH	2	LEU
8	CH	98	LYS
8	CH	121	ASP
9	CI	121	ARG
10	CJ	70	ARG
10	CJ	82	ILE
10	CJ	86	MET

Continued on next page...

Continued from previous page...

Mol	Chain	Res	Type
11	CK	88	GLY
11	CK	118	GLY
12	CL	24	LEU
12	CL	61	TYR
12	CL	76	GLU
12	CL	88	LYS
13	CM	4	ILE
13	CM	48	LEU
13	CM	60	VAL
13	CM	90	LEU
13	CM	91	ARG
13	CM	100	GLY
13	CM	114	ARG
14	CN	7	ILE
14	CN	24	CYS
14	CN	28	GLY
14	CN	59	ALA
15	CO	79	ARG
16	CP	30	GLY
16	CP	53	VAL
17	CQ	78	GLU
17	CQ	80	GLY
18	CR	37	VAL
19	CS	26	GLY
19	CS	31	ILE
19	CS	67	VAL
20	CT	19	SER
20	CT	62	LEU
20	CT	69	GLY
20	CT	71	THR
20	CT	90	GLN
20	CT	103	GLY
22	CV	3	SER
22	CV	48	ALA
22	CV	56	SER
22	CV	127	VAL
22	CV	134	ASP
27	DC	54	ARG
27	DC	108	TRP
27	DC	202	PRO
27	DC	215	VAL
28	DD	42	GLY

Continued on next page...

Continued from previous page...

Mol	Chain	Res	Type
28	DD	51	VAL
28	DD	74	GLY
28	DD	197	GLY
28	DD	206	LEU
28	DD	241	PRO
28	DD	273	ARG
29	DE	2	LYS
29	DE	54	GLN
29	DE	57	LYS
29	DE	60	ASN
29	DE	71	GLY
29	DE	75	VAL
29	DE	76	ARG
29	DE	154	LYS
29	DE	190	GLY
30	DF	4	VAL
30	DF	7	TYR
30	DF	16	GLY
30	DF	84	VAL
30	DF	146	ALA
31	DG	24	GLY
31	DG	63	ILE
31	DG	70	VAL
31	DG	100	TRP
31	DG	126	ASP
31	DG	144	ILE
31	DG	154	GLY
31	DG	172	LEU
32	DH	21	PRO
32	DH	39	PRO
32	DH	46	GLU
32	DH	83	TYR
32	DH	108	GLY
32	DH	119	GLU
33	DI	11	ASN
33	DI	65	ALA
33	DI	66	GLU
33	DI	126	TYR
33	DI	144	VAL
34	DN	4	TYR
34	DN	57	ALA
34	DN	127	ASP

Continued on next page...

Continued from previous page...

Mol	Chain	Res	Type
35	DO	5	GLN
36	DP	11	GLY
36	DP	23	PRO
36	DP	36	LYS
36	DP	38	GLN
36	DP	59	LEU
36	DP	64	LYS
36	DP	67	MET
36	DP	98	GLU
36	DP	107	LYS
36	DP	110	TYR
36	DP	116	GLY
36	DP	146	VAL
36	DP	149	GLU
37	DQ	29	PHE
37	DQ	48	GLU
38	DR	88	ARG
38	DR	93	GLY
38	DR	107	ASP
39	DS	22	GLY
39	DS	23	ARG
39	DS	94	TYR
40	DT	9	LEU
40	DT	11	GLU
40	DT	28	VAL
40	DT	33	LYS
40	DT	85	LYS
40	DT	102	ILE
40	DT	135	ALA
41	DU	26	GLY
41	DU	62	ILE
41	DU	90	VAL
42	DV	2	PHE
42	DV	50	PRO
42	DV	53	GLU
42	DV	67	GLY
42	DV	71	LEU
42	DV	100	ARG
43	DW	63	ASP
43	DW	66	GLU
43	DW	69	LEU
44	DX	4	ALA

Continued on next page...

Continued from previous page...

Mol	Chain	Res	Type
44	DX	93	GLU
45	DY	3	VAL
45	DY	29	GLU
45	DY	35	TYR
45	DY	38	ILE
45	DY	39	VAL
45	DY	90	LEU
45	DY	99	CYS
46	DZ	20	ALA
46	DZ	52	ILE
47	D0	8	GLY
47	D0	17	GLN
47	D0	64	ASP
47	D0	74	ARG
48	D1	7	ILE
48	D1	64	ALA
48	D1	84	GLY
48	D1	95	LEU
49	D2	42	GLY
49	D2	44	LEU
50	D3	39	ASP
50	D3	52	HIS
51	D4	58	TYR
51	D4	61	VAL
52	D5	38	ALA
54	D7	32	LYS
55	D8	7	HIS
55	D8	8	LYS
2	AB	20	GLU
2	AB	95	GLN
2	AB	202	PRO
2	AB	239	VAL
3	AC	22	TRP
3	AC	110	ASN
3	AC	150	LYS
3	AC	179	ARG
3	AC	181	ASN
3	AC	190	ARG
4	AD	93	PHE
4	AD	200	GLU
5	AE	8	GLU
5	AE	73	ASN

Continued on next page...

Continued from previous page...

Mol	Chain	Res	Type
5	AE	140	ARG
6	AF	88	VAL
7	AG	45	ASP
7	AG	146	GLU
7	AG	153	HIS
8	AH	41	ARG
8	AH	55	GLY
8	AH	123	GLU
8	AH	133	LEU
9	AI	58	HIS
9	AI	107	ARG
10	AJ	86	MET
10	AJ	93	GLY
11	AK	90	GLY
11	AK	99	GLN
12	AL	14	LYS
12	AL	76	GLU
12	AL	124	GLU
13	AM	7	VAL
13	AM	48	LEU
13	AM	49	THR
13	AM	85	GLY
14	AN	52	GLN
16	AP	61	SER
17	AQ	3	LYS
17	AQ	31	LEU
17	AQ	78	GLU
17	AQ	96	GLU
18	AR	25	THR
19	AS	15	LEU
19	AS	33	THR
19	AS	39	THR
19	AS	48	THR
20	AT	93	GLU
22	AV	76	GLU
27	BC	23	ILE
27	BC	69	LEU
27	BC	97	GLY
27	BC	164	PHE
28	BD	13	ARG
28	BD	206	LEU
28	BD	224	ALA

Continued on next page...

Continued from previous page...

Mol	Chain	Res	Type
28	BD	242	ARG
29	BE	2	LYS
29	BE	49	LEU
29	BE	82	ARG
29	BE	132	HIS
29	BE	135	HIS
29	BE	138	PRO
29	BE	154	LYS
30	BF	19	GLU
30	BF	84	VAL
31	BG	127	GLY
32	BH	20	ALA
32	BH	39	PRO
32	BH	40	GLU
32	BH	97	ARG
32	BH	137	ASP
33	BI	42	SER
33	BI	62	LYS
33	BI	91	SER
33	BI	111	PRO
33	BI	112	LYS
33	BI	122	GLU
34	BN	19	GLU
36	BP	10	PRO
36	BP	30	THR
36	BP	40	SER
36	BP	97	PRO
36	BP	137	LYS
37	BQ	13	GLN
37	BQ	22	LYS
37	BQ	135	ASP
38	BR	59	ASP
39	BS	14	VAL
39	BS	56	LEU
39	BS	57	LYS
39	BS	87	PHE
39	BS	89	ARG
39	BS	94	TYR
40	BT	13	ARG
40	BT	32	TYR
40	BT	131	ALA
41	BU	97	ASP

Continued on next page...

Continued from previous page...

Mol	Chain	Res	Type
41	BU	111	GLU
42	BV	40	LEU
43	BW	67	ASP
44	BX	41	ASN
45	BY	9	LYS
45	BY	26	LYS
45	BY	53	PRO
45	BY	57	GLN
45	BY	96	ILE
46	BZ	80	ARG
46	BZ	109	GLY
46	BZ	119	ILE
46	BZ	157	PRO
48	B1	27	GLU
48	B1	28	GLY
48	B1	53	VAL
48	B1	54	ALA
51	B4	43	GLY
51	B4	46	ASN
51	B4	59	VAL
52	B5	17	ASP
52	B5	23	HIS
53	B6	17	LYS
53	B6	26	ASN
53	B6	31	PRO
53	B6	35	GLU
55	B8	51	ALA
55	B8	63	PRO
2	CB	25	ASN
2	CB	158	LEU
2	CB	176	GLU
2	CB	234	PRO
3	CC	63	ASN
3	CC	100	ALA
3	CC	181	ASN
4	CD	5	ILE
4	CD	27	TYR
4	CD	47	ARG
4	CD	99	SER
4	CD	131	ARG
4	CD	156	GLU
4	CD	163	GLU

Continued on next page...

Continued from previous page...

Mol	Chain	Res	Type
4	CD	186	LEU
5	CE	96	PRO
5	CE	142	LEU
6	CF	69	GLU
6	CF	70	ASP
6	CF	72	VAL
6	CF	82	ARG
6	CF	100	ASN
7	CG	29	LYS
7	CG	31	MET
7	CG	58	PRO
7	CG	62	PHE
7	CG	100	ALA
7	CG	155	ARG
8	CH	25	ASP
8	CH	26	VAL
9	CI	9	ARG
9	CI	57	GLY
12	CL	74	LEU
12	CL	86	ARG
13	CM	16	ASP
13	CM	97	PRO
14	CN	19	ARG
14	CN	26	ARG
15	CO	12	ILE
15	CO	28	GLN
16	CP	4	ILE
16	CP	28	ARG
17	CQ	68	ARG
18	CR	50	ILE
20	CT	61	SER
20	CT	97	ALA
21	CU	25	LYS
22	CV	44	LEU
22	CV	154	GLU
22	CV	168	GLY
27	DC	149	ASN
27	DC	173	HIS
28	DD	36	PRO
28	DD	156	ALA
28	DD	239	ARG
28	DD	242	ARG

Continued on next page...

Continued from previous page...

Mol	Chain	Res	Type
28	DD	246	PRO
29	DE	29	GLY
29	DE	46	ALA
29	DE	66	HIS
29	DE	108	SER
29	DE	119	ARG
29	DE	131	ALA
29	DE	185	LYS
29	DE	189	PRO
30	DF	5	ALA
30	DF	42	ALA
30	DF	54	ARG
30	DF	72	ARG
30	DF	94	PRO
30	DF	145	GLU
30	DF	165	ARG
31	DG	32	PRO
31	DG	115	ARG
32	DH	13	LYS
32	DH	20	ALA
32	DH	85	LYS
33	DI	23	PRO
33	DI	50	ARG
33	DI	83	ALA
33	DI	99	GLU
33	DI	101	LEU
33	DI	137	PRO
34	DN	44	PRO
34	DN	66	LYS
34	DN	119	ARG
34	DN	133	GLN
34	DN	135	PRO
36	DP	25	SER
36	DP	32	THR
36	DP	47	ASP
36	DP	52	GLU
36	DP	55	ARG
36	DP	56	SER
36	DP	63	PRO
36	DP	106	LEU
37	DQ	105	GLU
37	DQ	136	ALA

Continued on next page...

Continued from previous page...

Mol	Chain	Res	Type
38	DR	102	GLU
39	DS	105	ALA
40	DT	25	GLY
40	DT	27	THR
40	DT	92	GLY
40	DT	129	ARG
40	DT	137	LYS
41	DU	12	ARG
41	DU	13	LYS
41	DU	19	LYS
41	DU	53	ARG
41	DU	54	LYS
41	DU	72	HIS
41	DU	93	LYS
42	DV	23	GLU
42	DV	24	LYS
42	DV	40	LEU
43	DW	45	TYR
44	DX	22	ALA
45	DY	8	LYS
45	DY	50	ARG
45	DY	52	SER
46	DZ	38	VAL
46	DZ	62	ASP
46	DZ	80	ARG
46	DZ	127	VAL
46	DZ	150	HIS
46	DZ	165	SER
46	DZ	176	PRO
48	D1	85	LEU
49	D2	58	ALA
50	D3	13	ILE
51	D4	44	CYS
52	D5	43	HIS
53	D6	23	THR
53	D6	29	ASN
53	D6	33	LYS
55	D8	3	LYS
55	D8	31	HIS
2	AB	44	LEU
2	AB	81	VAL
2	AB	194	PRO

Continued on next page...

Continued from previous page...

Mol	Chain	Res	Type
2	AB	229	VAL
3	AC	29	TYR
3	AC	55	VAL
3	AC	88	ARG
3	AC	131	ARG
3	AC	206	GLU
4	AD	14	ARG
4	AD	73	ARG
4	AD	88	VAL
5	AE	49	PRO
5	AE	77	PRO
5	AE	105	VAL
5	AE	128	PRO
5	AE	129	ILE
5	AE	153	LYS
7	AG	12	LEU
7	AG	109	ASN
9	AI	54	ASP
9	AI	104	ARG
10	AJ	59	SER
10	AJ	84	GLN
11	AK	127	LYS
13	AM	87	TYR
13	AM	106	ASN
15	AO	28	GLN
17	AQ	83	ASP
18	AR	21	LYS
19	AS	73	GLU
19	AS	78	ARG
20	AT	46	GLU
22	AV	105	LYS
27	BC	19	LYS
27	BC	71	LYS
27	BC	98	GLU
27	BC	160	GLY
27	BC	203	GLU
28	BD	25	THR
28	BD	28	GLU
28	BD	115	GLN
28	BD	244	ARG
29	BE	52	LEU
29	BE	185	LYS

Continued on next page...

Continued from previous page...

Mol	Chain	Res	Type
30	BF	26	ALA
30	BF	68	LYS
31	BG	96	ARG
31	BG	110	ALA
32	BH	11	VAL
32	BH	60	ARG
32	BH	128	PRO
32	BH	159	GLU
32	BH	169	VAL
33	BI	39	ALA
33	BI	49	ALA
33	BI	107	VAL
34	BN	42	TRP
34	BN	134	ARG
35	BO	5	GLN
36	BP	37	GLY
36	BP	104	GLY
37	BQ	28	ALA
38	BR	106	GLY
39	BS	42	ASP
40	BT	16	ARG
42	BV	48	GLY
43	BW	65	LEU
43	BW	93	ALA
44	BX	13	LEU
45	BY	29	GLU
45	BY	31	LEU
45	BY	40	GLU
45	BY	81	LYS
46	BZ	14	PRO
46	BZ	40	LEU
46	BZ	178	ASP
47	B0	17	ALA
49	B2	70	GLN
52	B5	33	CYS
52	B5	34	PRO
53	B6	30	THR
53	B6	52	VAL
2	CB	24	TRP
2	CB	83	MET
2	CB	226	ARG
3	CC	13	GLY

Continued on next page...

Continued from previous page...

Mol	Chain	Res	Type
3	CC	46	GLU
3	CC	206	GLU
4	CD	119	GLN
4	CD	120	LEU
5	CE	70	PRO
5	CE	108	ALA
6	CF	53	ALA
7	CG	4	ARG
7	CG	94	ARG
7	CG	129	GLU
8	CH	115	SER
9	CI	55	ALA
9	CI	94	ALA
10	CJ	36	GLY
12	CL	16	ARG
12	CL	118	GLY
13	CM	57	ARG
13	CM	111	LYS
14	CN	60	SER
15	CO	7	GLU
15	CO	25	THR
15	CO	27	VAL
16	CP	83	GLU
17	CQ	14	LYS
17	CQ	30	PRO
18	CR	54	ARG
19	CS	47	HIS
20	CT	21	LYS
21	CU	7	ARG
22	CV	50	VAL
22	CV	97	ARG
27	DC	174	ALA
28	DD	8	PRO
28	DD	257	LEU
28	DD	266	SER
29	DE	17	ASP
29	DE	51	PHE
29	DE	117	MET
29	DE	126	PRO
29	DE	151	TYR
30	DF	11	VAL
30	DF	66	PRO

Continued on next page...

Continued from previous page...

Mol	Chain	Res	Type
30	DF	85	GLY
31	DG	47	LYS
31	DG	75	LYS
32	DH	92	ILE
33	DI	49	ALA
33	DI	78	THR
33	DI	80	PRO
33	DI	125	GLU
34	DN	40	PRO
36	DP	9	ASN
36	DP	12	ALA
36	DP	85	LEU
36	DP	133	SER
37	DQ	57	HIS
38	DR	9	LYS
38	DR	45	ARG
38	DR	106	GLY
39	DS	14	VAL
39	DS	17	ARG
39	DS	107	GLU
40	DT	2	ASN
40	DT	17	THR
40	DT	128	GLU
41	DU	22	LYS
42	DV	18	LEU
42	DV	36	PRO
42	DV	38	LEU
42	DV	49	THR
43	DW	22	ASP
44	DX	48	LYS
45	DY	62	GLU
46	DZ	51	SER
49	D2	21	LEU
51	D4	54	LYS
52	D5	36	CYS
53	D6	42	TRP
55	D8	35	GLN
55	D8	62	LEU
2	AB	11	LEU
2	AB	28	PHE
2	AB	116	GLU
2	AB	130	ARG

Continued on next page...

Continued from previous page...

Mol	Chain	Res	Type
2	AB	190	THR
3	AC	103	VAL
3	AC	121	ALA
3	AC	200	ALA
4	AD	40	PRO
4	AD	189	PRO
5	AE	6	PHE
5	AE	108	ALA
6	AF	62	TRP
7	AG	110	GLN
8	AH	29	SER
8	AH	49	GLU
9	AI	11	LYS
10	AJ	41	PRO
11	AK	51	LYS
11	AK	100	ALA
12	AL	4	ILE
12	AL	16	ARG
12	AL	45	PRO
13	AM	4	ILE
13	AM	21	TYR
14	AN	13	THR
15	AO	77	ARG
15	AO	82	ILE
15	AO	88	ARG
18	AR	31	LEU
18	AR	59	SER
19	AS	27	GLU
19	AS	76	PRO
20	AT	28	ALA
21	AU	13	ILE
22	AV	135	THR
22	AV	175	THR
27	BC	55	SER
27	BC	72	GLN
28	BD	34	VAL
28	BD	201	HIS
28	BD	204	ILE
28	BD	268	ARG
29	BE	84	PHE
30	BF	4	VAL
30	BF	89	VAL

Continued on next page...

Continued from previous page...

Mol	Chain	Res	Type
30	BF	116	ASP
31	BG	153	ARG
32	BH	57	ASP
32	BH	158	HIS
33	BI	31	LEU
33	BI	44	LEU
33	BI	130	TYR
33	BI	134	PRO
34	BN	59	LYS
34	BN	127	ASP
35	BO	25	LEU
35	BO	45	GLU
35	BO	120	GLU
36	BP	23	PRO
36	BP	26	GLY
36	BP	83	VAL
38	BR	42	LYS
38	BR	107	ASP
39	BS	18	ILE
39	BS	22	GLY
40	BT	55	ASN
41	BU	9	VAL
43	BW	6	ILE
43	BW	112	GLY
46	BZ	94	PRO
52	B5	5	PRO
52	B5	48	GLU
56	B9	28	GLU
2	CB	12	GLU
2	CB	13	ALA
2	CB	46	LYS
2	CB	130	ARG
2	CB	204	ASN
3	CC	30	ARG
3	CC	53	ALA
3	CC	109	PRO
4	CD	31	CYS
4	CD	89	THR
5	CE	74	GLY
5	CE	104	ALA
5	CE	129	ILE
7	CG	91	VAL

Continued on next page...

Continued from previous page...

Mol	Chain	Res	Type
7	CG	137	LYS
7	CG	149	ARG
8	CH	20	TYR
8	CH	37	ARG
8	CH	51	VAL
8	CH	71	GLY
8	CH	72	PRO
8	CH	111	ILE
9	CI	85	LEU
10	CJ	27	ALA
10	CJ	93	GLY
11	CK	73	MET
13	CM	7	VAL
13	CM	107	ALA
13	CM	116	THR
15	CO	8	LYS
15	CO	10	LYS
15	CO	56	LEU
16	CP	69	THR
19	CS	30	LEU
20	CT	13	LEU
20	CT	20	LEU
27	DC	124	VAL
27	DC	133	GLY
27	DC	160	GLY
27	DC	193	PHE
29	DE	45	THR
29	DE	56	PRO
29	DE	134	ILE
30	DF	14	PRO
30	DF	178	PRO
31	DG	181	ARG
32	DH	81	GLU
32	DH	127	GLU
32	DH	151	ILE
32	DH	162	ILE
32	DH	166	GLY
32	DH	169	VAL
33	DI	76	THR
33	DI	123	LEU
34	DN	46	VAL
34	DN	60	ILE

Continued on next page...

Continued from previous page...

Mol	Chain	Res	Type
34	DN	94	HIS
34	DN	98	VAL
34	DN	106	MET
36	DP	48	PRO
36	DP	141	ALA
37	DQ	40	ALA
38	DR	52	ILE
38	DR	53	HIS
38	DR	85	PRO
39	DS	102	ALA
40	DT	18	ASP
40	DT	117	ASP
42	DV	3	ALA
42	DV	96	ILE
43	DW	6	ILE
45	DY	57	GLN
46	DZ	104	VAL
46	DZ	109	GLY
49	D2	57	ILE
49	D2	70	GLN
50	D3	16	PRO
50	D3	57	GLU
52	D5	5	PRO
53	D6	49	HIS
4	AD	5	ILE
4	AD	92	VAL
4	AD	109	GLY
4	AD	136	PRO
4	AD	159	ARG
5	AE	70	PRO
7	AG	94	ARG
9	AI	57	GLY
14	AN	14	PRO
15	AO	29	VAL
16	AP	67	THR
22	AV	57	GLY
22	AV	103	PHE
28	BD	270	ILE
29	BE	90	THR
32	BH	8	PRO
32	BH	49	VAL
36	BP	39	LYS

Continued on next page...

Continued from previous page...

Mol	Chain	Res	Type
36	BP	43	GLY
40	BT	116	ALA
43	BW	49	LYS
45	BY	37	VAL
45	BY	41	GLY
45	BY	95	LYS
49	B2	17	SER
2	CB	211	ILE
2	CB	215	LEU
3	CC	51	GLY
3	CC	103	VAL
4	CD	158	ILE
8	CH	100	ILE
9	CI	48	GLU
9	CI	61	ALA
10	CJ	41	PRO
13	CM	23	TYR
15	CO	24	SER
16	CP	65	GLN
22	CV	73	LEU
28	DD	25	THR
28	DD	45	ASN
28	DD	46	GLN
28	DD	244	ARG
29	DE	52	LEU
30	DF	8	GLN
30	DF	47	GLY
31	DG	96	ARG
32	DH	66	GLY
33	DI	110	ASP
33	DI	119	PRO
35	DO	98	VAL
36	DP	18	ARG
38	DR	30	THR
39	DS	85	VAL
39	DS	89	ARG
40	DT	88	ILE
44	DX	24	GLY
45	DY	31	LEU
46	DZ	71	ARG
48	D1	53	VAL
54	D7	44	PRO

Continued on next page...

Continued from previous page...

Mol	Chain	Res	Type
55	D8	38	GLY
2	AB	39	ILE
3	AC	8	ILE
4	AD	178	VAL
6	AF	34	GLY
7	AG	66	VAL
27	BC	114	VAL
32	BH	10	PRO
42	BV	36	PRO
47	B0	41	GLY
3	CC	86	VAL
4	CD	92	VAL
6	CF	6	VAL
6	CF	26	ILE
7	CG	118	VAL
7	CG	130	GLY
13	CM	98	VAL
15	CO	29	VAL
22	CV	4	VAL
22	CV	167	PRO
28	DD	177	LEU
31	DG	112	PRO
37	DQ	109	VAL
38	DR	58	GLY
39	DS	82	ILE
39	DS	91	PRO
44	DX	84	ALA
45	DY	81	LYS
49	D2	18	PRO
51	D4	47	VAL
52	D5	42	PRO
3	AC	159	GLY
8	AH	86	ILE
15	AO	27	VAL
20	AT	97	ALA
28	BD	232	PRO
29	BE	59	VAL
32	BH	91	GLY
34	BN	125	GLY
35	BO	101	PRO
36	BP	71	VAL
38	BR	48	VAL

Continued on next page...

Continued from previous page...

Mol	Chain	Res	Type
43	BW	14	PRO
46	BZ	81	ARG
46	BZ	136	ILE
48	B1	74	VAL
51	B4	54	LYS
2	CB	214	ILE
5	CE	67	VAL
8	CH	106	GLY
12	CL	45	PRO
29	DE	73	GLU
32	DH	29	PRO
32	DH	49	VAL
44	DX	11	PRO
45	DY	37	VAL
46	DZ	105	GLY
54	D7	7	PRO
54	D7	17	GLY
2	AB	228	GLY
3	AC	174	PRO
5	AE	154	GLY
16	AP	78	GLY
17	AQ	30	PRO
29	BE	186	GLY
32	BH	7	LEU
33	BI	131	LYS
35	BO	72	PRO
50	B3	13	ILE
5	CE	13	ILE
7	CG	105	VAL
10	CJ	49	VAL
11	CK	95	ILE
12	CL	122	PRO
27	DC	146	VAL
28	DD	28	GLU
28	DD	238	GLY
28	DD	245	PRO
30	DF	78	ILE
32	DH	154	PRO
33	DI	131	LYS
40	DT	10	VAL
45	DY	98	VAL
47	D0	42	GLY

Continued on next page...

Continued from previous page...

Mol	Chain	Res	Type
10	AJ	74	ILE
22	AV	124	PRO
22	AV	162	PRO
29	BE	4	ILE
29	BE	56	PRO
31	BG	28	VAL
31	BG	142	PRO
2	CB	124	SER
8	CH	5	PRO
8	CH	27	PRO
21	CU	22	ARG
28	DD	249	PRO
30	DF	80	ALA
38	DR	117	VAL
42	DV	99	ILE
45	DY	18	GLY
45	DY	61	ILE
46	DZ	81	ARG
49	D2	25	VAL
5	AE	95	ALA
12	AL	118	GLY
29	BE	61	ARG
30	BF	81	PRO
42	BV	47	VAL
44	BX	49	VAL
7	CG	13	GLN
11	CK	34	ASP
39	DS	35	ILE

5.3.2 Protein sidechains ⓘ

In the following table, the Percentiles column shows the percent sidechain outliers of the chain as a percentile score with respect to all X-ray entries followed by that with respect to entries of similar resolution.

The Analysed column shows the number of residues for which the sidechain conformation was analysed, and the total number of residues.

Mol	Chain	Analysed	Rotameric	Outliers	Percentiles	
2	AB	202/220 (92%)	173 (86%)	29 (14%)	4	17
2	CB	202/220 (92%)	179 (89%)	23 (11%)	7	28
3	AC	160/188 (85%)	142 (89%)	18 (11%)	7	28

Continued on next page...

Continued from previous page...

Mol	Chain	Analysed	Rotameric	Outliers	Percentiles	
3	CC	160/188 (85%)	146 (91%)	14 (9%)	12	43
4	AD	180/181 (99%)	157 (87%)	23 (13%)	5	21
4	CD	180/181 (99%)	158 (88%)	22 (12%)	6	24
5	AE	115/123 (94%)	102 (89%)	13 (11%)	7	28
5	CE	115/123 (94%)	104 (90%)	11 (10%)	10	37
6	AF	90/90 (100%)	77 (86%)	13 (14%)	4	17
6	CF	90/90 (100%)	81 (90%)	9 (10%)	9	34
7	AG	126/127 (99%)	112 (89%)	14 (11%)	8	29
7	CG	126/127 (99%)	110 (87%)	16 (13%)	5	22
8	AH	119/119 (100%)	109 (92%)	10 (8%)	14	46
8	CH	119/119 (100%)	108 (91%)	11 (9%)	11	40
9	AI	97/99 (98%)	80 (82%)	17 (18%)	2	10
9	CI	97/99 (98%)	78 (80%)	19 (20%)	1	7
10	AJ	88/92 (96%)	75 (85%)	13 (15%)	4	16
10	CJ	88/92 (96%)	79 (90%)	9 (10%)	9	33
11	AK	90/99 (91%)	85 (94%)	5 (6%)	26	62
11	CK	90/99 (91%)	81 (90%)	9 (10%)	9	34
12	AL	104/109 (95%)	94 (90%)	10 (10%)	10	37
12	CL	104/109 (95%)	92 (88%)	12 (12%)	7	27
13	AM	95/101 (94%)	74 (78%)	21 (22%)	1	5
13	CM	95/101 (94%)	79 (83%)	16 (17%)	2	11
14	AN	49/50 (98%)	40 (82%)	9 (18%)	2	9
14	CN	49/50 (98%)	44 (90%)	5 (10%)	9	33
15	AO	79/80 (99%)	73 (92%)	6 (8%)	16	51
15	CO	79/80 (99%)	73 (92%)	6 (8%)	16	51
16	AP	72/74 (97%)	64 (89%)	8 (11%)	8	29
16	CP	72/74 (97%)	65 (90%)	7 (10%)	10	36
17	AQ	94/97 (97%)	86 (92%)	8 (8%)	13	45
17	CQ	94/97 (97%)	86 (92%)	8 (8%)	13	45
18	AR	61/77 (79%)	57 (93%)	4 (7%)	21	56
18	CR	61/77 (79%)	54 (88%)	7 (12%)	7	27

Continued on next page...

Continued from previous page...

Mol	Chain	Analysed	Rotameric	Outliers	Percentiles	
19	AS	65/80 (81%)	52 (80%)	13 (20%)	1	7
19	CS	68/80 (85%)	56 (82%)	12 (18%)	2	10
20	AT	76/82 (93%)	67 (88%)	9 (12%)	6	25
20	CT	76/82 (93%)	66 (87%)	10 (13%)	5	20
21	AU	19/22 (86%)	17 (90%)	2 (10%)	8	31
21	CU	19/22 (86%)	18 (95%)	1 (5%)	28	64
22	AV	148/154 (96%)	136 (92%)	12 (8%)	15	47
22	CV	148/154 (96%)	129 (87%)	19 (13%)	5	21
27	BC	175/181 (97%)	148 (85%)	27 (15%)	3	14
27	DC	165/181 (91%)	146 (88%)	19 (12%)	7	27
28	BD	215/218 (99%)	179 (83%)	36 (17%)	3	11
28	DD	213/218 (98%)	184 (86%)	29 (14%)	5	19
29	BE	165/166 (99%)	144 (87%)	21 (13%)	5	22
29	DE	165/166 (99%)	140 (85%)	25 (15%)	3	14
30	BF	165/166 (99%)	137 (83%)	28 (17%)	2	11
30	DF	165/166 (99%)	143 (87%)	22 (13%)	5	20
31	BG	155/156 (99%)	126 (81%)	29 (19%)	2	8
31	DG	155/156 (99%)	132 (85%)	23 (15%)	4	16
32	BH	127/148 (86%)	115 (91%)	12 (9%)	11	39
32	DH	132/148 (89%)	111 (84%)	21 (16%)	3	13
33	BI	97/124 (78%)	78 (80%)	19 (20%)	1	7
33	DI	49/124 (40%)	41 (84%)	8 (16%)	3	12
34	BN	117/119 (98%)	95 (81%)	22 (19%)	2	8
34	DN	117/119 (98%)	100 (86%)	17 (14%)	4	16
35	BO	100/100 (100%)	90 (90%)	10 (10%)	9	34
35	DO	100/100 (100%)	91 (91%)	9 (9%)	12	41
36	BP	112/116 (97%)	88 (79%)	24 (21%)	1	5
36	DP	103/116 (89%)	81 (79%)	22 (21%)	1	5
37	BQ	109/111 (98%)	95 (87%)	14 (13%)	5	21
37	DQ	111/111 (100%)	100 (90%)	11 (10%)	10	34
38	BR	92/101 (91%)	80 (87%)	12 (13%)	5	21

Continued on next page...

Continued from previous page...

Mol	Chain	Analysed	Rotameric	Outliers	Percentiles	
38	DR	100/101 (99%)	83 (83%)	17 (17%)	2	11
39	BS	76/88 (86%)	61 (80%)	15 (20%)	1	7
39	DS	77/88 (88%)	60 (78%)	17 (22%)	1	5
40	BT	120/127 (94%)	94 (78%)	26 (22%)	1	5
40	DT	120/127 (94%)	97 (81%)	23 (19%)	2	8
41	BU	92/94 (98%)	77 (84%)	15 (16%)	3	12
41	DU	92/94 (98%)	82 (89%)	10 (11%)	8	30
42	BV	82/82 (100%)	63 (77%)	19 (23%)	1	4
42	DV	82/82 (100%)	66 (80%)	16 (20%)	2	7
43	BW	91/92 (99%)	77 (85%)	14 (15%)	3	14
43	DW	91/92 (99%)	84 (92%)	7 (8%)	16	50
44	BX	75/78 (96%)	64 (85%)	11 (15%)	4	16
44	DX	74/78 (95%)	66 (89%)	8 (11%)	8	30
45	BY	79/91 (87%)	64 (81%)	15 (19%)	2	8
45	DY	84/91 (92%)	69 (82%)	15 (18%)	2	10
46	BZ	158/179 (88%)	136 (86%)	22 (14%)	4	19
46	DZ	155/179 (87%)	131 (84%)	24 (16%)	3	14
47	B0	62/67 (92%)	56 (90%)	6 (10%)	10	36
47	D0	66/67 (98%)	56 (85%)	10 (15%)	3	14
48	B1	81/83 (98%)	66 (82%)	15 (18%)	2	9
48	D1	78/83 (94%)	69 (88%)	9 (12%)	7	27
49	B2	66/67 (98%)	57 (86%)	9 (14%)	5	19
49	D2	66/67 (98%)	57 (86%)	9 (14%)	5	19
50	B3	50/52 (96%)	43 (86%)	7 (14%)	4	18
50	D3	51/52 (98%)	48 (94%)	3 (6%)	24	60
51	B4	27/63 (43%)	23 (85%)	4 (15%)	4	16
51	D4	27/63 (43%)	25 (93%)	2 (7%)	17	51
52	B5	48/52 (92%)	36 (75%)	12 (25%)	1	2
52	D5	51/52 (98%)	44 (86%)	7 (14%)	4	19
53	B6	43/52 (83%)	32 (74%)	11 (26%)	0	2
53	D6	24/52 (46%)	14 (58%)	10 (42%)	0	0

Continued on next page...

Continued from previous page...

Mol	Chain	Analysed	Rotameric	Outliers	Percentiles	
54	B7	41/42 (98%)	38 (93%)	3 (7%)	17	52
54	D7	41/42 (98%)	32 (78%)	9 (22%)	1	5
55	B8	52/55 (94%)	44 (85%)	8 (15%)	3	14
55	D8	46/55 (84%)	36 (78%)	10 (22%)	1	5
56	B9	32/34 (94%)	26 (81%)	6 (19%)	2	8
56	D9	33/34 (97%)	28 (85%)	5 (15%)	3	14
All	All	9998/10736 (93%)	8606 (86%)	1392 (14%)	4	19

All (1392) residues with a non-rotameric sidechain are listed below:

Mol	Chain	Res	Type
2	AB	8	LYS
2	AB	9	GLU
2	AB	17	PHE
2	AB	20	GLU
2	AB	24	TRP
2	AB	30	ARG
2	AB	36	ARG
2	AB	44	LEU
2	AB	69	LEU
2	AB	74	LYS
2	AB	80	ILE
2	AB	92	TYR
2	AB	110	GLN
2	AB	119	GLU
2	AB	121	LEU
2	AB	130	ARG
2	AB	137	ARG
2	AB	146	GLN
2	AB	152	PHE
2	AB	160	ASP
2	AB	175	ARG
2	AB	178	ARG
2	AB	195	ASP
2	AB	196	LEU
2	AB	205	ASP
2	AB	206	ASP
2	AB	220	ASP
2	AB	221	LEU
2	AB	238	LEU

Continued on next page...

Continued from previous page...

Mol	Chain	Res	Type
3	AC	12	LEU
3	AC	14	ILE
3	AC	16	ARG
3	AC	17	ASP
3	AC	21	ARG
3	AC	29	TYR
3	AC	34	LEU
3	AC	37	GLN
3	AC	47	LEU
3	AC	76	VAL
3	AC	83	ARG
3	AC	85	ARG
3	AC	101	LEU
3	AC	126	ARG
3	AC	127	ARG
3	AC	128	PHE
3	AC	175	LEU
3	AC	198	VAL
4	AD	3	ARG
4	AD	9	CYS
4	AD	11	LEU
4	AD	12	CYS
4	AD	13	ARG
4	AD	26	CYS
4	AD	31	CYS
4	AD	36	ARG
4	AD	49	ARG
4	AD	53	ASP
4	AD	68	TYR
4	AD	96	LEU
4	AD	114	ARG
4	AD	121	VAL
4	AD	131	ARG
4	AD	134	ASP
4	AD	150	GLU
4	AD	154	ASN
4	AD	169	LYS
4	AD	178	VAL
4	AD	187	ARG
4	AD	188	LEU
4	AD	200	GLU
5	AE	16	THR

Continued on next page...

Continued from previous page...

Mol	Chain	Res	Type
5	AE	20	GLN
5	AE	24	ARG
5	AE	26	PHE
5	AE	64	ARG
5	AE	73	ASN
5	AE	76	ILE
5	AE	79	GLU
5	AE	98	THR
5	AE	101	ILE
5	AE	107	ARG
5	AE	117	ASP
5	AE	137	GLU
6	AF	3	ARG
6	AF	7	ASN
6	AF	13	ASN
6	AF	16	GLN
6	AF	25	ILE
6	AF	43	LEU
6	AF	46	ARG
6	AF	63	TYR
6	AF	69	GLU
6	AF	77	ARG
6	AF	81	ILE
6	AF	97	PHE
6	AF	100	ASN
7	AG	43	PHE
7	AG	45	ASP
7	AG	52	GLU
7	AG	54	THR
7	AG	57	GLU
7	AG	58	PRO
7	AG	60	LYS
7	AG	79	ARG
7	AG	89	MET
7	AG	113	GLU
7	AG	137	LYS
7	AG	140	ASP
7	AG	142	GLU
7	AG	156	TRP
8	AH	1	MET
8	AH	2	LEU
8	AH	17	THR

Continued on next page...

Continued from previous page...

Mol	Chain	Res	Type
8	AH	25	ASP
8	AH	26	VAL
8	AH	52	ASP
8	AH	63	LEU
8	AH	65	TYR
8	AH	85	ARG
8	AH	102	ARG
9	AI	4	TYR
9	AI	7	THR
9	AI	10	ARG
9	AI	20	ARG
9	AI	28	VAL
9	AI	31	GLN
9	AI	48	GLU
9	AI	66	ARG
9	AI	95	LYS
9	AI	99	LEU
9	AI	102	LEU
9	AI	104	ARG
9	AI	114	TYR
9	AI	116	LYS
9	AI	120	ARG
9	AI	121	ARG
9	AI	128	ARG
10	AJ	17	ASP
10	AJ	22	LYS
10	AJ	40	LEU
10	AJ	45	ARG
10	AJ	47	PHE
10	AJ	50	ILE
10	AJ	57	LYS
10	AJ	62	HIS
10	AJ	63	PHE
10	AJ	80	LYS
10	AJ	86	MET
10	AJ	96	ILE
10	AJ	98	ILE
11	AK	32	ILE
11	AK	51	LYS
11	AK	81	ASP
11	AK	116	HIS
11	AK	117	ASN

Continued on next page...

Continued from previous page...

Mol	Chain	Res	Type
12	AL	41	THR
12	AL	45	PRO
12	AL	50	ARG
12	AL	61	TYR
12	AL	66	TYR
12	AL	86	ARG
12	AL	89	ASP
12	AL	110	ARG
12	AL	117	TYR
12	AL	124	GLU
13	AM	12	ASN
13	AM	14	ARG
13	AM	16	ASP
13	AM	47	ASP
13	AM	48	LEU
13	AM	50	GLU
13	AM	56	LEU
13	AM	59	TYR
13	AM	64	TRP
13	AM	66	LEU
13	AM	70	LEU
13	AM	71	ARG
13	AM	77	ASN
13	AM	101	GLN
13	AM	102	ARG
13	AM	103	THR
13	AM	108	ARG
13	AM	109	THR
13	AM	113	PRO
13	AM	115	LYS
13	AM	120	LYS
14	AN	14	PRO
14	AN	18	VAL
14	AN	26	ARG
14	AN	32	SER
14	AN	33	VAL
14	AN	34	TYR
14	AN	35	ARG
14	AN	41	ARG
14	AN	44	LEU
15	AO	3	ILE
15	AO	41	GLU

Continued on next page...

Continued from previous page...

Mol	Chain	Res	Type
15	AO	49	ASP
15	AO	65	ARG
15	AO	71	GLN
15	AO	82	ILE
16	AP	17	TYR
16	AP	26	ARG
16	AP	28	ARG
16	AP	44	THR
16	AP	58	TYR
16	AP	65	GLN
16	AP	69	THR
16	AP	82	GLN
17	AQ	6	LEU
17	AQ	7	THR
17	AQ	9	VAL
17	AQ	14	LYS
17	AQ	38	ARG
17	AQ	52	LYS
17	AQ	68	ARG
17	AQ	91	ARG
18	AR	31	LEU
18	AR	76	LEU
18	AR	87	ARG
18	AR	88	LYS
19	AS	6	LYS
19	AS	7	LYS
19	AS	11	VAL
19	AS	13	ASP
19	AS	14	HIS
19	AS	16	LEU
19	AS	27	GLU
19	AS	29	ARG
19	AS	37	ARG
19	AS	43	GLU
19	AS	44	MET
19	AS	49	ILE
19	AS	66	MET
20	AT	23	ARG
20	AT	26	ASN
20	AT	30	LYS
20	AT	42	GLN
20	AT	43	LEU

Continued on next page...

Continued from previous page...

Mol	Chain	Res	Type
20	AT	50	GLU
20	AT	53	LEU
20	AT	93	GLU
20	AT	99	LEU
21	AU	17	THR
21	AU	24	ARG
22	AV	30	LEU
22	AV	41	PHE
22	AV	42	LYS
22	AV	45	GLU
22	AV	64	TYR
22	AV	72	TYR
22	AV	90	GLN
22	AV	102	GLU
22	AV	103	PHE
22	AV	104	PHE
22	AV	113	ASP
22	AV	135	THR
27	BC	7	ARG
27	BC	8	TYR
27	BC	24	ASP
27	BC	38	PHE
27	BC	40	GLU
27	BC	54	ARG
27	BC	74	ARG
27	BC	82	GLU
27	BC	93	ASP
27	BC	99	GLU
27	BC	102	GLN
27	BC	105	LEU
27	BC	106	ASP
27	BC	111	PHE
27	BC	119	ASP
27	BC	121	MET
27	BC	130	ARG
27	BC	165	ARG
27	BC	173	HIS
27	BC	181	PHE
27	BC	183	PRO
27	BC	184	GLU
27	BC	208	THR
27	BC	211	ARG

Continued on next page...

Continued from previous page...

Mol	Chain	Res	Type
27	BC	214	TYR
27	BC	216	THR
27	BC	221	PRO
28	BD	10	THR
28	BD	20	ASP
28	BD	25	THR
28	BD	26	LYS
28	BD	30	GLU
28	BD	32	SER
28	BD	37	LEU
28	BD	39	LYS
28	BD	46	GLN
28	BD	52	ARG
28	BD	54	ARG
28	BD	61	LEU
28	BD	65	ILE
28	BD	82	ILE
28	BD	84	TYR
28	BD	92	ILE
28	BD	94	LEU
28	BD	95	LEU
28	BD	104	TYR
28	BD	115	GLN
28	BD	131	LEU
28	BD	140	THR
28	BD	154	LYS
28	BD	166	GLN
28	BD	168	ARG
28	BD	200	ASP
28	BD	227	ASN
28	BD	232	PRO
28	BD	239	ARG
28	BD	246	PRO
28	BD	257	LEU
28	BD	259	THR
28	BD	260	ARG
28	BD	270	ILE
28	BD	273	ARG
28	BD	274	ARG
29	BE	1	MET
29	BE	7	VAL
29	BE	12	THR

Continued on next page...

Continued from previous page...

Mol	Chain	Res	Type
29	BE	49	LEU
29	BE	63	LEU
29	BE	66	HIS
29	BE	67	PHE
29	BE	78	LEU
29	BE	79	ARG
29	BE	82	ARG
29	BE	107	THR
29	BE	113	PHE
29	BE	119	ARG
29	BE	138	PRO
29	BE	144	ARG
29	BE	150	VAL
29	BE	154	LYS
29	BE	163	GLU
29	BE	197	ILE
29	BE	202	LYS
29	BE	203	LYS
30	BF	2	LYS
30	BF	3	GLU
30	BF	19	GLU
30	BF	20	LEU
30	BF	24	LEU
30	BF	25	PRO
30	BF	33	LEU
30	BF	46	ARG
30	BF	57	VAL
30	BF	65	TRP
30	BF	66	PRO
30	BF	67	GLN
30	BF	70	THR
30	BF	74	ARG
30	BF	78	ILE
30	BF	83	PHE
30	BF	88	VAL
30	BF	110	LEU
30	BF	112	MET
30	BF	116	ASP
30	BF	136	THR
30	BF	137	LYS
30	BF	158	THR
30	BF	165	ARG

Continued on next page...

Continued from previous page...

Mol	Chain	Res	Type
30	BF	188	ARG
30	BF	191	ARG
30	BF	192	LEU
30	BF	200	GLU
31	BG	4	ASP
31	BG	7	LEU
31	BG	9	ARG
31	BG	16	ARG
31	BG	21	ARG
31	BG	31	VAL
31	BG	32	PRO
31	BG	39	ILE
31	BG	43	LEU
31	BG	45	GLU
31	BG	51	ARG
31	BG	52	ILE
31	BG	54	GLU
31	BG	60	LEU
31	BG	64	THR
31	BG	66	GLN
31	BG	86	MET
31	BG	87	PRO
31	BG	90	LEU
31	BG	91	ARG
31	BG	101	ILE
31	BG	112	PRO
31	BG	113	ARG
31	BG	116	ASP
31	BG	130	ASN
31	BG	135	LEU
31	BG	139	LEU
31	BG	149	VAL
31	BG	167	GLU
32	BH	10	PRO
32	BH	13	LYS
32	BH	17	VAL
32	BH	23	ARG
32	BH	40	GLU
32	BH	41	MET
32	BH	63	SER
32	BH	86	GLU
32	BH	105	LEU

Continued on next page...

Continued from previous page...

Mol	Chain	Res	Type
32	BH	111	HIS
32	BH	149	ARG
32	BH	160	LYS
33	BI	10	GLU
33	BI	20	ASP
33	BI	38	LEU
33	BI	51	ILE
33	BI	60	GLU
33	BI	62	LYS
33	BI	66	GLU
33	BI	71	ILE
33	BI	74	ASN
33	BI	89	TYR
33	BI	93	THR
33	BI	104	GLN
33	BI	122	GLU
33	BI	127	VAL
33	BI	129	THR
33	BI	133	HIS
33	BI	134	PRO
33	BI	135	GLU
33	BI	138	ILE
34	BN	3	THR
34	BN	10	GLU
34	BN	15	LEU
34	BN	23	LEU
34	BN	34	LEU
34	BN	38	HIS
34	BN	39	ARG
34	BN	46	VAL
34	BN	48	MET
34	BN	56	ASN
34	BN	58	ASP
34	BN	68	GLU
34	BN	78	TYR
34	BN	87	LEU
34	BN	109	LYS
34	BN	120	LEU
34	BN	121	LYS
34	BN	127	ASP
34	BN	130	HIS
34	BN	134	ARG

Continued on next page...

Continued from previous page...

Mol	Chain	Res	Type
34	BN	135	PRO
34	BN	136	GLU
35	BO	17	ARG
35	BO	28	SER
35	BO	32	TYR
35	BO	42	SER
35	BO	48	PRO
35	BO	65	THR
35	BO	70	LYS
35	BO	94	ARG
35	BO	96	THR
35	BO	97	ARG
36	BP	6	LEU
36	BP	13	ASN
36	BP	14	LYS
36	BP	16	ARG
36	BP	19	VAL
36	BP	30	THR
36	BP	32	THR
36	BP	39	LYS
36	BP	55	ARG
36	BP	59	LEU
36	BP	61	ARG
36	BP	62	LEU
36	BP	64	LYS
36	BP	65	ARG
36	BP	68	GLN
36	BP	74	GLU
36	BP	85	LEU
36	BP	91	PHE
36	BP	105	LEU
36	BP	108	LYS
36	BP	110	TYR
36	BP	114	ILE
36	BP	115	LEU
36	BP	123	LEU
37	BQ	5	ARG
37	BQ	17	LEU
37	BQ	51	ARG
37	BQ	58	PHE
37	BQ	59	ARG
37	BQ	63	LYS

Continued on next page...

Continued from previous page...

Mol	Chain	Res	Type
37	BQ	75	THR
37	BQ	79	LEU
37	BQ	110	THR
37	BQ	111	GLU
37	BQ	133	ARG
37	BQ	134	ARG
37	BQ	135	ASP
37	BQ	138	ASP
38	BR	18	LEU
38	BR	28	LEU
38	BR	38	VAL
38	BR	60	LEU
38	BR	63	ARG
38	BR	74	LYS
38	BR	79	LEU
38	BR	81	ASP
38	BR	89	ASP
38	BR	103	ARG
38	BR	104	ARG
38	BR	113	LEU
39	BS	12	PHE
39	BS	18	ILE
39	BS	26	LEU
39	BS	29	PHE
39	BS	36	TYR
39	BS	42	ASP
39	BS	61	ASN
39	BS	73	LEU
39	BS	89	ARG
39	BS	92	TYR
39	BS	97	ARG
39	BS	98	VAL
39	BS	101	LEU
39	BS	103	GLU
39	BS	106	ARG
40	BT	3	ARG
40	BT	13	ARG
40	BT	14	TYR
40	BT	22	PHE
40	BT	24	PRO
40	BT	29	ARG
40	BT	32	TYR

Continued on next page...

Continued from previous page...

Mol	Chain	Res	Type
40	BT	41	ARG
40	BT	42	ILE
40	BT	44	ASP
40	BT	50	ILE
40	BT	53	ARG
40	BT	63	VAL
40	BT	65	LYS
40	BT	82	LEU
40	BT	85	LYS
40	BT	89	VAL
40	BT	96	ARG
40	BT	99	LEU
40	BT	109	GLU
40	BT	111	ARG
40	BT	112	ARG
40	BT	115	ARG
40	BT	121	ILE
40	BT	125	ARG
40	BT	128	GLU
41	BU	5	LYS
41	BU	8	VAL
41	BU	15	LYS
41	BU	16	LYS
41	BU	27	LEU
41	BU	36	ARG
41	BU	44	ASN
41	BU	56	ASP
41	BU	57	PHE
41	BU	74	LEU
41	BU	91	ASP
41	BU	92	ARG
41	BU	97	ASP
41	BU	104	GLN
41	BU	112	ARG
42	BV	1	MET
42	BV	13	ARG
42	BV	16	PRO
42	BV	18	LEU
42	BV	19	LYS
42	BV	21	ARG
42	BV	29	PRO
42	BV	35	LEU

Continued on next page...

Continued from previous page...

Mol	Chain	Res	Type
42	BV	38	LEU
42	BV	39	LEU
42	BV	47	VAL
42	BV	57	VAL
42	BV	61	VAL
42	BV	68	LYS
42	BV	82	ARG
42	BV	89	GLN
42	BV	91	TYR
42	BV	95	LEU
42	BV	99	ILE
43	BW	8	ARG
43	BW	11	ARG
43	BW	18	ARG
43	BW	19	LEU
43	BW	37	ARG
43	BW	51	LEU
43	BW	60	ASN
43	BW	63	ASP
43	BW	65	LEU
43	BW	67	ASP
43	BW	68	ARG
43	BW	76	VAL
43	BW	96	ILE
43	BW	107	LEU
44	BX	2	LYS
44	BX	12	VAL
44	BX	14	SER
44	BX	23	GLU
44	BX	28	PHE
44	BX	47	PHE
44	BX	57	LEU
44	BX	63	LYS
44	BX	68	ARG
44	BX	70	LEU
44	BX	80	ILE
45	BY	2	ARG
45	BY	7	VAL
45	BY	8	LYS
45	BY	19	LYS
45	BY	28	LYS
45	BY	29	GLU

Continued on next page...

Continued from previous page...

Mol	Chain	Res	Type
45	BY	32	PRO
45	BY	45	VAL
45	BY	47	LYS
45	BY	56	PRO
45	BY	64	GLU
45	BY	66	PRO
45	BY	77	PRO
45	BY	90	LEU
45	BY	99	CYS
46	BZ	22	LYS
46	BZ	29	ASN
46	BZ	40	LEU
46	BZ	79	ARG
46	BZ	80	ARG
46	BZ	81	ARG
46	BZ	93	GLU
46	BZ	106	THR
46	BZ	111	ARG
46	BZ	130	ARG
46	BZ	131	ASN
46	BZ	144	GLU
46	BZ	147	ASP
46	BZ	149	LEU
46	BZ	150	HIS
46	BZ	153	ASP
46	BZ	161	GLU
46	BZ	162	LEU
46	BZ	167	GLU
46	BZ	170	ILE
46	BZ	178	ASP
46	BZ	180	GLU
47	B0	9	THR
47	B0	19	ARG
47	B0	40	ARG
47	B0	55	ASP
47	B0	81	ARG
47	B0	83	LEU
48	B1	4	VAL
48	B1	11	ARG
48	B1	25	LYS
48	B1	26	ARG
48	B1	40	ARG

Continued on next page...

Continued from previous page...

Mol	Chain	Res	Type
48	B1	45	ASN
48	B1	46	LEU
48	B1	51	VAL
48	B1	59	THR
48	B1	61	ARG
48	B1	62	VAL
48	B1	69	LYS
48	B1	72	GLU
48	B1	94	LEU
48	B1	95	LEU
49	B2	3	LEU
49	B2	14	ARG
49	B2	30	ARG
49	B2	34	GLU
49	B2	44	LEU
49	B2	45	SER
49	B2	47	ASN
49	B2	53	LEU
49	B2	62	THR
50	B3	4	LEU
50	B3	8	LEU
50	B3	29	ARG
50	B3	31	LEU
50	B3	40	THR
50	B3	46	ASN
50	B3	55	ARG
51	B4	42	CYS
51	B4	44	CYS
51	B4	51	TYR
51	B4	56	GLU
52	B5	3	LYS
52	B5	4	HIS
52	B5	6	VAL
52	B5	13	LYS
52	B5	19	ARG
52	B5	26	THR
52	B5	29	THR
52	B5	39	MET
52	B5	40	LYS
52	B5	52	TYR
52	B5	56	LYS
52	B5	57	VAL

Continued on next page...

Continued from previous page...

Mol	Chain	Res	Type
53	B6	9	LEU
53	B6	10	LEU
53	B6	11	LEU
53	B6	12	GLU
53	B6	18	ARG
53	B6	24	GLU
53	B6	28	ARG
53	B6	31	PRO
53	B6	35	GLU
53	B6	37	ARG
53	B6	43	CYS
54	B7	1	MET
54	B7	8	ASN
54	B7	48	LYS
55	B8	8	LYS
55	B8	30	ARG
55	B8	31	HIS
55	B8	33	ASN
55	B8	34	TRP
55	B8	42	ARG
55	B8	44	LYS
55	B8	61	LEU
56	B9	2	LYS
56	B9	9	ARG
56	B9	12	ASP
56	B9	17	ILE
56	B9	31	LYS
56	B9	34	GLN
2	CB	9	GLU
2	CB	15	VAL
2	CB	16	HIS
2	CB	17	PHE
2	CB	23	ARG
2	CB	24	TRP
2	CB	28	PHE
2	CB	36	ARG
2	CB	44	LEU
2	CB	69	LEU
2	CB	87	ARG
2	CB	92	TYR
2	CB	111	ARG
2	CB	137	ARG

Continued on next page...

Continued from previous page...

Mol	Chain	Res	Type
2	CB	144	ARG
2	CB	145	LEU
2	CB	160	ASP
2	CB	178	ARG
2	CB	185	ILE
2	CB	193	ASP
2	CB	195	ASP
2	CB	204	ASN
2	CB	223	ILE
3	CC	6	HIS
3	CC	12	LEU
3	CC	16	ARG
3	CC	17	ASP
3	CC	52	LEU
3	CC	83	ARG
3	CC	89	GLU
3	CC	98	ASN
3	CC	108	ASN
3	CC	116	VAL
3	CC	124	ILE
3	CC	127	ARG
3	CC	140	ARG
3	CC	186	PHE
4	CD	3	ARG
4	CD	9	CYS
4	CD	15	GLU
4	CD	36	ARG
4	CD	47	ARG
4	CD	49	ARG
4	CD	50	ARG
4	CD	53	ASP
4	CD	58	LEU
4	CD	67	ILE
4	CD	78	LEU
4	CD	102	ASP
4	CD	107	ARG
4	CD	127	THR
4	CD	129	ASN
4	CD	135	LEU
4	CD	150	GLU
4	CD	154	ASN
4	CD	159	ARG

Continued on next page...

Continued from previous page...

Mol	Chain	Res	Type
4	CD	188	LEU
4	CD	190	ASP
4	CD	192	GLU
5	CE	12	LEU
5	CE	26	PHE
5	CE	31	LEU
5	CE	52	PRO
5	CE	64	ARG
5	CE	91	LEU
5	CE	96	PRO
5	CE	101	ILE
5	CE	107	ARG
5	CE	112	LEU
5	CE	137	GLU
6	CF	21	LEU
6	CF	27	GLN
6	CF	30	LEU
6	CF	46	ARG
6	CF	63	TYR
6	CF	86	ARG
6	CF	94	GLN
6	CF	98	LEU
6	CF	100	ASN
7	CG	4	ARG
7	CG	5	ARG
7	CG	49	ILE
7	CG	54	THR
7	CG	56	GLN
7	CG	58	PRO
7	CG	60	LYS
7	CG	79	ARG
7	CG	89	MET
7	CG	113	GLU
7	CG	114	ARG
7	CG	118	VAL
7	CG	136	LYS
7	CG	140	ASP
7	CG	142	GLU
7	CG	156	TRP
8	CH	1	MET
8	CH	6	ILE
8	CH	8	ASP

Continued on next page...

Continued from previous page...

Mol	Chain	Res	Type
8	CH	25	ASP
8	CH	39	LEU
8	CH	54	ASP
8	CH	69	ARG
8	CH	85	ARG
8	CH	102	ARG
8	CH	104	ARG
8	CH	115	SER
9	CI	10	ARG
9	CI	20	ARG
9	CI	21	PRO
9	CI	23	ASN
9	CI	38	GLN
9	CI	42	ARG
9	CI	48	GLU
9	CI	54	ASP
9	CI	83	ARG
9	CI	91	ASP
9	CI	95	LYS
9	CI	96	LEU
9	CI	102	LEU
9	CI	104	ARG
9	CI	105	ASP
9	CI	114	TYR
9	CI	117	HIS
9	CI	121	ARG
9	CI	128	ARG
10	CJ	22	LYS
10	CJ	40	LEU
10	CJ	55	LYS
10	CJ	59	SER
10	CJ	62	HIS
10	CJ	63	PHE
10	CJ	80	LYS
10	CJ	92	THR
10	CJ	96	ILE
11	CK	14	VAL
11	CK	21	ILE
11	CK	41	THR
11	CK	47	VAL
11	CK	92	GLU
11	CK	103	LEU

Continued on next page...

Continued from previous page...

Mol	Chain	Res	Type
11	CK	104	GLN
11	CK	119	CYS
11	CK	120	ARG
12	CL	4	ILE
12	CL	5	ASN
12	CL	18	LYS
12	CL	24	LEU
12	CL	30	ARG
12	CL	34	CYS
12	CL	50	ARG
12	CL	70	GLU
12	CL	81	LEU
12	CL	86	ARG
12	CL	123	LYS
12	CL	124	GLU
13	CM	40	ASN
13	CM	47	ASP
13	CM	48	LEU
13	CM	64	TRP
13	CM	66	LEU
13	CM	69	GLU
13	CM	70	LEU
13	CM	82	MET
13	CM	86	CYS
13	CM	91	ARG
13	CM	92	HIS
13	CM	93	ARG
13	CM	102	ARG
13	CM	108	ARG
13	CM	110	ARG
13	CM	113	PRO
14	CN	12	ARG
14	CN	14	PRO
14	CN	16	PHE
14	CN	23	ARG
14	CN	37	PHE
15	CO	3	ILE
15	CO	22	THR
15	CO	39	LEU
15	CO	41	GLU
15	CO	65	ARG
15	CO	82	ILE

Continued on next page...

Continued from previous page...

Mol	Chain	Res	Type
16	CP	1	MET
16	CP	2	VAL
16	CP	21	VAL
16	CP	27	LYS
16	CP	33	ILE
16	CP	58	TYR
16	CP	82	GLN
17	CQ	6	LEU
17	CQ	7	THR
17	CQ	14	LYS
17	CQ	38	ARG
17	CQ	52	LYS
17	CQ	68	ARG
17	CQ	74	LEU
17	CQ	78	GLU
18	CR	19	LYS
18	CR	31	LEU
18	CR	55	ARG
18	CR	56	THR
18	CR	75	ILE
18	CR	81	PHE
18	CR	87	ARG
19	CS	5	LEU
19	CS	6	LYS
19	CS	7	LYS
19	CS	12	ASP
19	CS	19	VAL
19	CS	29	ARG
19	CS	37	ARG
19	CS	41	VAL
19	CS	44	MET
19	CS	47	HIS
19	CS	49	ILE
19	CS	56	GLN
20	CT	13	LEU
20	CT	26	ASN
20	CT	45	GLN
20	CT	46	GLU
20	CT	57	ARG
20	CT	72	LEU
20	CT	73	HIS
20	CT	74	LYS

Continued on next page...

Continued from previous page...

Mol	Chain	Res	Type
20	CT	75	ASN
20	CT	92	LEU
21	CU	12	LYS
22	CV	1	MET
22	CV	5	THR
22	CV	26	GLN
22	CV	28	GLN
22	CV	29	LYS
22	CV	41	PHE
22	CV	50	VAL
22	CV	55	ASN
22	CV	68	ARG
22	CV	83	MET
22	CV	89	GLU
22	CV	104	PHE
22	CV	108	MET
22	CV	113	ASP
22	CV	163	LEU
22	CV	165	VAL
22	CV	170	VAL
22	CV	171	ILE
22	CV	179	GLU
27	DC	33	LEU
27	DC	40	GLU
27	DC	47	LYS
27	DC	53	ARG
27	DC	57	GLN
27	DC	67	HIS
27	DC	72	GLN
27	DC	82	GLU
27	DC	109	MET
27	DC	152	GLU
27	DC	153	ILE
27	DC	157	ILE
27	DC	161	ARG
27	DC	165	ARG
27	DC	173	HIS
27	DC	184	GLU
27	DC	206	LYS
27	DC	211	ARG
27	DC	219	MET
28	DD	3	VAL

Continued on next page...

Continued from previous page...

Mol	Chain	Res	Type
28	DD	10	THR
28	DD	24	ILE
28	DD	26	LYS
28	DD	43	ARG
28	DD	61	LEU
28	DD	65	ILE
28	DD	92	ILE
28	DD	94	LEU
28	DD	98	VAL
28	DD	105	ILE
28	DD	106	ILE
28	DD	116	GLN
28	DD	122	ASP
28	DD	126	GLN
28	DD	131	LEU
28	DD	155	LEU
28	DD	166	GLN
28	DD	168	ARG
28	DD	176	ARG
28	DD	182	LEU
28	DD	189	CYS
28	DD	192	THR
28	DD	226	MET
28	DD	257	LEU
28	DD	259	THR
28	DD	260	ARG
28	DD	270	ILE
28	DD	271	ILE
29	DE	1	MET
29	DE	45	THR
29	DE	53	PRO
29	DE	54	GLN
29	DE	55	ASN
29	DE	78	LEU
29	DE	79	ARG
29	DE	101	ARG
29	DE	107	THR
29	DE	111	ARG
29	DE	113	PHE
29	DE	119	ARG
29	DE	132	HIS
29	DE	134	ILE

Continued on next page...

Continued from previous page...

Mol	Chain	Res	Type
29	DE	154	LYS
29	DE	169	ASN
29	DE	172	VAL
29	DE	173	VAL
29	DE	181	LEU
29	DE	182	LEU
29	DE	184	VAL
29	DE	192	ASN
29	DE	200	GLU
29	DE	202	LYS
29	DE	203	LYS
30	DF	1	MET
30	DF	2	LYS
30	DF	7	TYR
30	DF	17	ARG
30	DF	19	GLU
30	DF	37	VAL
30	DF	38	ARG
30	DF	54	ARG
30	DF	65	TRP
30	DF	66	PRO
30	DF	67	GLN
30	DF	69	HIS
30	DF	72	ARG
30	DF	78	ILE
30	DF	116	ASP
30	DF	124	LEU
30	DF	160	ASN
30	DF	164	ARG
30	DF	169	ASN
30	DF	183	VAL
30	DF	185	ASP
30	DF	195	ASP
31	DG	21	ARG
31	DG	29	TRP
31	DG	32	PRO
31	DG	39	ILE
31	DG	43	LEU
31	DG	45	GLU
31	DG	48	GLU
31	DG	51	ARG
31	DG	52	ILE

Continued on next page...

Continued from previous page...

Mol	Chain	Res	Type
31	DG	53	LEU
31	DG	87	PRO
31	DG	97	ASP
31	DG	101	ILE
31	DG	113	ARG
31	DG	116	ASP
31	DG	125	PHE
31	DG	130	ASN
31	DG	139	LEU
31	DG	141	PHE
31	DG	143	GLU
31	DG	155	MET
31	DG	164	GLU
31	DG	181	ARG
32	DH	13	LYS
32	DH	17	VAL
32	DH	25	LYS
32	DH	27	LYS
32	DH	41	MET
32	DH	46	GLU
32	DH	54	ARG
32	DH	57	ASP
32	DH	68	THR
32	DH	86	GLU
32	DH	88	LEU
32	DH	101	ARG
32	DH	107	VAL
32	DH	139	GLN
32	DH	147	ASN
32	DH	149	ARG
32	DH	153	LYS
32	DH	157	TYR
32	DH	159	GLU
32	DH	163	TYR
32	DH	170	ARG
33	DI	6	LEU
33	DI	12	LEU
33	DI	17	GLN
33	DI	23	PRO
33	DI	38	LEU
33	DI	45	LYS
33	DI	48	GLU

Continued on next page...

Continued from previous page...

Mol	Chain	Res	Type
33	DI	137	PRO
34	DN	4	TYR
34	DN	25	ARG
34	DN	34	LEU
34	DN	38	HIS
34	DN	41	ASP
34	DN	42	TRP
34	DN	45	ASN
34	DN	50	ASP
34	DN	56	ASN
34	DN	67	LEU
34	DN	68	GLU
34	DN	87	LEU
34	DN	115	ARG
34	DN	119	ARG
34	DN	120	LEU
34	DN	134	ARG
34	DN	136	GLU
35	DO	14	THR
35	DO	23	ARG
35	DO	47	ILE
35	DO	48	PRO
35	DO	49	ARG
35	DO	53	LYS
35	DO	91	LEU
35	DO	96	THR
35	DO	99	PHE
36	DP	9	ASN
36	DP	10	PRO
36	DP	13	ASN
36	DP	16	ARG
36	DP	18	ARG
36	DP	21	ARG
36	DP	40	SER
36	DP	51	PHE
36	DP	52	GLU
36	DP	61	ARG
36	DP	62	LEU
36	DP	64	LYS
36	DP	75	ILE
36	DP	79	ARG
36	DP	85	LEU

Continued on next page...

Continued from previous page...

Mol	Chain	Res	Type
36	DP	90	ARG
36	DP	91	PHE
36	DP	100	LEU
36	DP	105	LEU
36	DP	110	TYR
36	DP	114	ILE
36	DP	117	GLU
37	DQ	5	ARG
37	DQ	25	ASP
37	DQ	29	PHE
37	DQ	43	THR
37	DQ	54	MET
37	DQ	63	LYS
37	DQ	79	LEU
37	DQ	106	VAL
37	DQ	109	VAL
37	DQ	110	THR
37	DQ	127	ILE
38	DR	6	SER
38	DR	8	ARG
38	DR	28	LEU
38	DR	29	LEU
38	DR	36	THR
38	DR	37	THR
38	DR	57	ARG
38	DR	60	LEU
38	DR	65	LEU
38	DR	67	LEU
38	DR	74	LYS
38	DR	79	LEU
38	DR	91	GLN
38	DR	94	TYR
38	DR	95	THR
38	DR	100	LEU
38	DR	104	ARG
39	DS	12	PHE
39	DS	13	ARG
39	DS	18	ILE
39	DS	20	ARG
39	DS	28	VAL
39	DS	29	PHE
39	DS	36	TYR

Continued on next page...

Continued from previous page...

Mol	Chain	Res	Type
39	DS	40	ILE
39	DS	48	LEU
39	DS	73	LEU
39	DS	78	LEU
39	DS	84	GLN
39	DS	89	ARG
39	DS	92	TYR
39	DS	97	ARG
39	DS	101	LEU
39	DS	103	GLU
40	DT	3	ARG
40	DT	6	LEU
40	DT	11	GLU
40	DT	13	ARG
40	DT	17	THR
40	DT	18	ASP
40	DT	19	LEU
40	DT	29	ARG
40	DT	32	TYR
40	DT	39	ARG
40	DT	41	ARG
40	DT	42	ILE
40	DT	50	ILE
40	DT	51	ARG
40	DT	74	ARG
40	DT	78	LEU
40	DT	82	LEU
40	DT	96	ARG
40	DT	99	LEU
40	DT	113	LYS
40	DT	115	ARG
40	DT	119	LYS
40	DT	128	GLU
41	DU	33	ARG
41	DU	50	ARG
41	DU	69	CYS
41	DU	74	LEU
41	DU	75	ASN
41	DU	92	ARG
41	DU	95	LEU
41	DU	104	GLN
41	DU	112	ARG

Continued on next page...

Continued from previous page...

Mol	Chain	Res	Type
41	DU	114	LYS
42	DV	1	MET
42	DV	5	VAL
42	DV	7	THR
42	DV	12	TYR
42	DV	16	PRO
42	DV	18	LEU
42	DV	19	LYS
42	DV	21	ARG
42	DV	33	VAL
42	DV	39	LEU
42	DV	47	VAL
42	DV	70	ILE
42	DV	89	GLN
42	DV	91	TYR
42	DV	95	LEU
42	DV	99	ILE
43	DW	11	ARG
43	DW	19	LEU
43	DW	51	LEU
43	DW	59	VAL
43	DW	70	TYR
43	DW	90	ARG
43	DW	97	LYS
44	DX	29	TRP
44	DX	51	VAL
44	DX	57	LEU
44	DX	60	ARG
44	DX	63	LYS
44	DX	66	LEU
44	DX	68	ARG
44	DX	80	ILE
45	DY	2	ARG
45	DY	7	VAL
45	DY	8	LYS
45	DY	28	LYS
45	DY	33	LYS
45	DY	38	ILE
45	DY	47	LYS
45	DY	55	TYR
45	DY	56	PRO
45	DY	62	GLU

Continued on next page...

Continued from previous page...

Mol	Chain	Res	Type
45	DY	67	LEU
45	DY	75	ILE
45	DY	77	PRO
45	DY	85	VAL
45	DY	90	LEU
46	DZ	3	ARG
46	DZ	7	TYR
46	DZ	33	ASN
46	DZ	37	TYR
46	DZ	40	LEU
46	DZ	52	ILE
46	DZ	66	LEU
46	DZ	71	ARG
46	DZ	78	ARG
46	DZ	79	ARG
46	DZ	81	ARG
46	DZ	85	VAL
46	DZ	96	GLU
46	DZ	99	VAL
46	DZ	117	GLN
46	DZ	118	GLU
46	DZ	120	HIS
46	DZ	122	ASP
46	DZ	130	ARG
46	DZ	144	GLU
46	DZ	149	LEU
46	DZ	153	ASP
46	DZ	170	ILE
46	DZ	174	VAL
47	D0	4	LYS
47	D0	7	LEU
47	D0	16	SER
47	D0	19	LYS
47	D0	20	ARG
47	D0	36	ILE
47	D0	41	ARG
47	D0	60	PHE
47	D0	72	ARG
47	D0	75	LEU
48	D1	35	THR
48	D1	40	ARG
48	D1	46	LEU

Continued on next page...

Continued from previous page...

Mol	Chain	Res	Type
48	D1	59	THR
48	D1	61	ARG
48	D1	72	GLU
48	D1	80	LEU
48	D1	82	LEU
48	D1	94	LEU
49	D2	2	LYS
49	D2	16	LEU
49	D2	21	LEU
49	D2	34	GLU
49	D2	44	LEU
49	D2	53	LEU
49	D2	64	LEU
49	D2	65	ASN
49	D2	71	ASN
50	D3	4	LEU
50	D3	16	PRO
50	D3	31	LEU
51	D4	44	CYS
51	D4	48	ILE
52	D5	3	LYS
52	D5	25	LEU
52	D5	29	THR
52	D5	40	LYS
52	D5	49	CYS
52	D5	52	TYR
52	D5	56	LYS
53	D6	9	LEU
53	D6	11	LEU
53	D6	12	GLU
53	D6	14	THR
53	D6	16	CYS
53	D6	18	ARG
53	D6	19	ARG
53	D6	41	PRO
53	D6	42	TRP
53	D6	46	HIS
54	D7	1	MET
54	D7	4	THR
54	D7	5	TRP
54	D7	8	ASN
54	D7	10	ARG

Continued on next page...

Continued from previous page...

Mol	Chain	Res	Type
54	D7	24	THR
54	D7	41	ARG
54	D7	44	PRO
54	D7	47	ARG
55	D8	6	THR
55	D8	14	VAL
55	D8	30	ARG
55	D8	32	LEU
55	D8	33	ASN
55	D8	34	TRP
55	D8	44	LYS
55	D8	47	LYS
55	D8	49	VAL
55	D8	61	LEU
56	D9	9	ARG
56	D9	26	ILE
56	D9	27	CYS
56	D9	28	GLU
56	D9	29	ASN

Some sidechains can be flipped to improve hydrogen bonding and reduce clashes. All (340) such sidechains are listed below:

Mol	Chain	Res	Type
2	AB	95	GLN
2	AB	110	GLN
2	AB	135	GLN
2	AB	146	GLN
2	AB	212	GLN
3	AC	3	ASN
3	AC	28	GLN
3	AC	37	GLN
3	AC	118	GLN
3	AC	123	GLN
3	AC	162	GLN
3	AC	170	GLN
3	AC	181	ASN
4	AD	42	GLN
4	AD	43	HIS
4	AD	62	GLN
4	AD	77	ASN
4	AD	160	GLN
4	AD	161	ASN

Continued on next page...

Continued from previous page...

Mol	Chain	Res	Type
5	AE	20	GLN
5	AE	56	GLN
5	AE	78	HIS
6	AF	7	ASN
6	AF	18	GLN
6	AF	27	GLN
6	AF	32	ASN
6	AF	64	GLN
6	AF	73	ASN
6	AF	100	ASN
7	AG	13	GLN
7	AG	56	GLN
7	AG	68	ASN
7	AG	106	GLN
7	AG	148	ASN
8	AH	15	ASN
9	AI	23	ASN
9	AI	124	GLN
10	AJ	13	HIS
10	AJ	56	HIS
10	AJ	68	HIS
10	AJ	76	ASN
11	AK	13	GLN
11	AK	38	ASN
11	AK	62	GLN
11	AK	93	GLN
11	AK	117	ASN
12	AL	6	GLN
12	AL	46	ASN
12	AL	96	HIS
13	AM	40	ASN
13	AM	92	HIS
13	AM	101	GLN
14	AN	49	HIS
15	AO	9	GLN
15	AO	13	GLN
15	AO	37	ASN
15	AO	71	GLN
17	AQ	16	GLN
17	AQ	93	GLN
17	AQ	94	ASN
18	AR	36	ASN

Continued on next page...

Continued from previous page...

Mol	Chain	Res	Type
19	AS	47	HIS
19	AS	53	ASN
19	AS	57	HIS
20	AT	18	GLN
20	AT	26	ASN
20	AT	42	GLN
22	AV	26	GLN
22	AV	28	GLN
22	AV	43	ASN
22	AV	118	GLN
22	AV	160	GLN
27	BC	45	HIS
27	BC	58	ASN
27	BC	67	HIS
27	BC	72	GLN
27	BC	102	GLN
28	BD	126	GLN
28	BD	143	HIS
28	BD	166	GLN
28	BD	186	HIS
28	BD	198	ASN
28	BD	220	HIS
28	BD	227	ASN
28	BD	231	HIS
29	BE	48	GLN
29	BE	54	GLN
29	BE	66	HIS
29	BE	85	ASN
29	BE	129	HIS
29	BE	143	ASN
29	BE	192	ASN
30	BF	29	ASN
30	BF	69	HIS
30	BF	160	ASN
30	BF	169	ASN
31	BG	58	GLN
32	BH	65	HIS
32	BH	74	ASN
32	BH	111	HIS
32	BH	147	ASN
33	BI	28	ASN
33	BI	54	GLN

Continued on next page...

Continued from previous page...

Mol	Chain	Res	Type
33	BI	74	ASN
34	BN	56	ASN
34	BN	69	GLN
34	BN	130	HIS
34	BN	131	GLN
35	BO	5	GLN
35	BO	82	ASN
35	BO	89	ASN
36	BP	9	ASN
36	BP	13	ASN
36	BP	68	GLN
36	BP	81	GLN
36	BP	84	ASN
36	BP	128	HIS
37	BQ	13	GLN
37	BQ	45	GLN
37	BQ	123	HIS
38	BR	11	ASN
38	BR	23	ASN
38	BR	53	HIS
38	BR	71	GLN
39	BS	34	HIS
40	BT	2	ASN
40	BT	55	ASN
40	BT	58	ASN
40	BT	84	GLN
40	BT	123	GLN
41	BU	44	ASN
41	BU	49	HIS
41	BU	72	HIS
41	BU	104	GLN
42	BV	11	GLN
43	BW	40	ASN
43	BW	57	ASN
43	BW	60	ASN
43	BW	61	ASN
43	BW	102	HIS
44	BX	41	ASN
44	BX	55	ASN
46	BZ	117	GLN
46	BZ	120	HIS
47	B0	69	GLN

Continued on next page...

Continued from previous page...

Mol	Chain	Res	Type
48	B1	45	ASN
48	B1	47	GLN
48	B1	56	GLN
49	B2	38	GLN
49	B2	43	GLN
49	B2	65	ASN
49	B2	70	GLN
50	B3	19	GLN
50	B3	46	ASN
50	B3	52	HIS
51	B4	46	ASN
52	B5	43	HIS
53	B6	20	ASN
54	B7	8	ASN
54	B7	36	GLN
55	B8	31	HIS
55	B8	33	ASN
56	B9	34	GLN
2	CB	76	GLN
2	CB	95	GLN
2	CB	110	GLN
2	CB	113	HIS
2	CB	135	GLN
2	CB	146	GLN
2	CB	204	ASN
2	CB	212	GLN
3	CC	28	GLN
3	CC	31	HIS
3	CC	37	GLN
3	CC	98	ASN
3	CC	123	GLN
3	CC	139	GLN
3	CC	170	GLN
3	CC	181	ASN
4	CD	45	GLN
4	CD	74	GLN
4	CD	119	GLN
4	CD	160	GLN
4	CD	161	ASN
5	CE	72	GLN
5	CE	73	ASN
5	CE	130	ASN

Continued on next page...

Continued from previous page...

Mol	Chain	Res	Type
6	CF	18	GLN
6	CF	27	GLN
6	CF	32	ASN
6	CF	64	GLN
6	CF	94	GLN
6	CF	100	ASN
7	CG	11	GLN
7	CG	13	GLN
7	CG	28	ASN
7	CG	56	GLN
7	CG	68	ASN
7	CG	96	GLN
7	CG	106	GLN
7	CG	109	ASN
7	CG	148	ASN
9	CI	23	ASN
9	CI	31	GLN
9	CI	73	GLN
9	CI	89	ASN
9	CI	124	GLN
10	CJ	13	HIS
10	CJ	56	HIS
11	CK	13	GLN
11	CK	93	GLN
11	CK	117	ASN
12	CL	5	ASN
12	CL	6	GLN
12	CL	46	ASN
12	CL	72	HIS
12	CL	77	HIS
13	CM	40	ASN
13	CM	77	ASN
13	CM	92	HIS
14	CN	49	HIS
14	CN	52	GLN
15	CO	9	GLN
15	CO	13	GLN
15	CO	37	ASN
15	CO	46	HIS
16	CP	16	HIS
16	CP	82	GLN
17	CQ	16	GLN

Continued on next page...

Continued from previous page...

Mol	Chain	Res	Type
19	CS	23	ASN
19	CS	47	HIS
19	CS	56	GLN
19	CS	57	HIS
20	CT	16	HIS
20	CT	26	ASN
20	CT	42	GLN
22	CV	26	GLN
22	CV	27	HIS
22	CV	55	ASN
22	CV	71	GLN
22	CV	118	GLN
22	CV	160	GLN
27	DC	67	HIS
27	DC	72	GLN
27	DC	189	ASN
27	DC	226	ASN
27	DC	228	HIS
28	DD	58	HIS
28	DD	96	HIS
28	DD	115	GLN
28	DD	126	GLN
28	DD	166	GLN
28	DD	198	ASN
28	DD	227	ASN
28	DD	253	GLN
29	DE	48	GLN
29	DE	54	GLN
29	DE	55	ASN
29	DE	66	HIS
29	DE	129	HIS
29	DE	159	HIS
29	DE	169	ASN
29	DE	180	ASN
29	DE	192	ASN
30	DF	160	ASN
30	DF	169	ASN
31	DG	27	ASN
31	DG	40	ASN
31	DG	41	GLN
31	DG	66	GLN
31	DG	130	ASN

Continued on next page...

Continued from previous page...

Mol	Chain	Res	Type
32	DH	74	ASN
32	DH	147	ASN
32	DH	158	HIS
33	DI	11	ASN
33	DI	43	ASN
34	DN	45	ASN
34	DN	56	ASN
34	DN	69	GLN
34	DN	94	HIS
34	DN	130	HIS
34	DN	131	GLN
35	DO	3	GLN
36	DP	13	ASN
36	DP	68	GLN
36	DP	81	GLN
36	DP	84	ASN
37	DQ	12	GLN
37	DQ	141	GLN
38	DR	16	HIS
38	DR	23	ASN
38	DR	24	GLN
38	DR	71	GLN
39	DS	34	HIS
39	DS	95	HIS
40	DT	43	GLN
40	DT	90	GLN
41	DU	44	ASN
41	DU	49	HIS
41	DU	72	HIS
41	DU	81	HIS
41	DU	94	ASN
41	DU	117	GLN
42	DV	11	GLN
43	DW	34	ASN
43	DW	40	ASN
43	DW	61	ASN
43	DW	62	HIS
44	DX	41	ASN
44	DX	55	ASN
45	DY	6	HIS
46	DZ	31	HIS
46	DZ	53	HIS

Continued on next page...

Continued from previous page...

Mol	Chain	Res	Type
46	DZ	54	HIS
46	DZ	64	GLN
46	DZ	72	GLN
46	DZ	74	ASN
46	DZ	117	GLN
46	DZ	131	ASN
47	D0	12	ASN
47	D0	29	GLN
47	D0	40	GLN
47	D0	50	ASN
47	D0	70	GLN
48	D1	45	ASN
48	D1	47	GLN
49	D2	43	GLN
49	D2	47	ASN
49	D2	65	ASN
50	D3	19	GLN
51	D4	46	ASN
52	D5	4	HIS
52	D5	43	HIS
53	D6	20	ASN
54	D7	8	ASN
54	D7	36	GLN
55	D8	7	HIS
55	D8	33	ASN
56	D9	32	HIS
56	D9	34	GLN

5.3.3 RNA ⓘ

Mol	Chain	Analysed	Backbone Outliers	Pucker Outliers
1	AA	1492/1509 (98%)	236 (15%)	40 (2%)
1	CA	1503/1509 (99%)	227 (15%)	33 (2%)
23	AW	76/77 (98%)	18 (23%)	2 (2%)
23	CW	76/77 (98%)	19 (25%)	6 (7%)
24	AX	4/5 (80%)	0	0
24	CX	4/5 (80%)	0	0
25	BA	2761/2915 (94%)	508 (18%)	77 (2%)
25	DA	2771/2915 (95%)	546 (19%)	84 (3%)
26	BB	118/122 (96%)	19 (16%)	2 (1%)
26	DB	118/122 (96%)	20 (16%)	2 (1%)

Continued on next page...

Continued from previous page...

Mol	Chain	Analysed	Backbone Outliers	Pucker Outliers
All	All	8923/9256 (96%)	1593 (17%)	246 (2%)

All (1593) RNA backbone outliers are listed below:

Mol	Chain	Res	Type
1	AA	9	G
1	AA	31	G
1	AA	32	A
1	AA	39	G
1	AA	47	C
1	AA	48	C
1	AA	51	A
1	AA	54	C
1	AA	61	G
1	AA	79	G
1	AA	116	A
1	AA	120	A
1	AA	121	C
1	AA	129(A)	G
1	AA	131	C
1	AA	137	C
1	AA	144	G
1	AA	146	G
1	AA	173	U
1	AA	174	C
1	AA	182	U
1	AA	189(H)	G
1	AA	195	A
1	AA	198	G
1	AA	201	C
1	AA	203	U
1	AA	204	U
1	AA	216	G
1	AA	217	C
1	AA	244	U
1	AA	247	G
1	AA	251	G
1	AA	267	C
1	AA	268	C
1	AA	275	G
1	AA	279	A
1	AA	289	G

Continued on next page...

Continued from previous page...

Mol	Chain	Res	Type
1	AA	316	G
1	AA	328	C
1	AA	332	G
1	AA	345	C
1	AA	346	G
1	AA	351	G
1	AA	352	C
1	AA	353	A
1	AA	354	G
1	AA	367	U
1	AA	368	U
1	AA	369	C
1	AA	373	A
1	AA	388	G
1	AA	389	A
1	AA	390	C
1	AA	397	A
1	AA	398	C
1	AA	412	A
1	AA	413	G
1	AA	414	A
1	AA	422	C
1	AA	423	G
1	AA	424	G
1	AA	428	G
1	AA	429	U
1	AA	430	A
1	AA	431	A
1	AA	435	C
1	AA	439	A
1	AA	452	A
1	AA	453	A
1	AA	482	A
1	AA	484	G
1	AA	485	G
1	AA	496	A
1	AA	499	A
1	AA	500	G
1	AA	511	C
1	AA	518	C
1	AA	527	G
1	AA	532	A

Continued on next page...

Continued from previous page...

Mol	Chain	Res	Type
1	AA	533	A
1	AA	534	U
1	AA	547	A
1	AA	559	A
1	AA	562	C
1	AA	563	A
1	AA	572	A
1	AA	573	A
1	AA	575	G
1	AA	576	G
1	AA	577	G
1	AA	596	C
1	AA	614	A
1	AA	632	A
1	AA	653	A
1	AA	661	G
1	AA	665	A
1	AA	687	A
1	AA	688	G
1	AA	701	C
1	AA	702	A
1	AA	703	G
1	AA	717	C
1	AA	748	C
1	AA	749	C
1	AA	755	G
1	AA	793	U
1	AA	794	A
1	AA	816	A
1	AA	817	C
1	AA	828	A
1	AA	839	U
1	AA	841	U
1	AA	848	C
1	AA	859	A
1	AA	871	U
1	AA	873	A
1	AA	902	G
1	AA	914	A
1	AA	926	G
1	AA	927	G
1	AA	934	C

Continued on next page...

Continued from previous page...

Mol	Chain	Res	Type
1	AA	935	A
1	AA	961	U
1	AA	966	G
1	AA	969	A
1	AA	971	G
1	AA	972	C
1	AA	974	A
1	AA	975	A
1	AA	976	G
1	AA	977	A
1	AA	978	A
1	AA	980	C
1	AA	991	U
1	AA	992	U
1	AA	993	G
1	AA	998	G
1	AA	1001(A)	G
1	AA	1004	A
1	AA	1005	A
1	AA	1021	G
1	AA	1023	G
1	AA	1025	U
1	AA	1027	C
1	AA	1028	C
1	AA	1030(A)	G
1	AA	1036	G
1	AA	1037	C
1	AA	1050	G
1	AA	1053	G
1	AA	1054	C
1	AA	1064	G
1	AA	1065	U
1	AA	1066	C
1	AA	1086	U
1	AA	1094	G
1	AA	1101	A
1	AA	1102	A
1	AA	1117	G
1	AA	1124	G
1	AA	1125	U
1	AA	1126	U
1	AA	1129	C

Continued on next page...

Continued from previous page...

Mol	Chain	Res	Type
1	AA	1130	A
1	AA	1131	G
1	AA	1137	C
1	AA	1139	G
1	AA	1140	C
1	AA	1141	C
1	AA	1146	A
1	AA	1152	A
1	AA	1153	C
1	AA	1154	G
1	AA	1158	C
1	AA	1159	U
1	AA	1183	A
1	AA	1196	U
1	AA	1201	A
1	AA	1202	G
1	AA	1212	U
1	AA	1213	A
1	AA	1223	C
1	AA	1224	G
1	AA	1227	A
1	AA	1238	A
1	AA	1249	C
1	AA	1256	A
1	AA	1257	U
1	AA	1258	G
1	AA	1260	C
1	AA	1273	G
1	AA	1278	U
1	AA	1280	A
1	AA	1281	U
1	AA	1285	A
1	AA	1286	A
1	AA	1287	A
1	AA	1299	A
1	AA	1300	G
1	AA	1301	U
1	AA	1302	U
1	AA	1317	C
1	AA	1320	C
1	AA	1322	C
1	AA	1323	G

Continued on next page...

Continued from previous page...

Mol	Chain	Res	Type
1	AA	1331	G
1	AA	1336	C
1	AA	1339	A
1	AA	1346	A
1	AA	1347	G
1	AA	1348	U
1	AA	1349	A
1	AA	1363	C
1	AA	1363(A)	A
1	AA	1364	U
1	AA	1365	G
1	AA	1370	G
1	AA	1381	U
1	AA	1398	A
1	AA	1419	G
1	AA	1439	C
1	AA	1442(A)	G
1	AA	1442(B)	A
1	AA	1443	G
1	AA	1452	C
1	AA	1456	G
1	AA	1492	A
1	AA	1499	A
1	AA	1502	A
1	AA	1504	G
1	AA	1506	U
1	AA	1507	A
1	AA	1517	G
1	AA	1520	G
1	AA	1529	G
1	AA	1531	A
23	AW	3	C
23	AW	8	U
23	AW	17	C
23	AW	17(B)	U
23	AW	18	G
23	AW	19	G
23	AW	20	U
23	AW	21	A
23	AW	47	U
23	AW	48	C
23	AW	49	G

Continued on next page...

Continued from previous page...

Mol	Chain	Res	Type
23	AW	59	A
23	AW	61	C
23	AW	63	G
23	AW	67	C
23	AW	72	A
23	AW	75	C
23	AW	76	A
25	BA	13	A
25	BA	28	A
25	BA	34	C
25	BA	45	C
25	BA	49	A
25	BA	55	G
25	BA	69	C
25	BA	71	A
25	BA	72	U
25	BA	74	A
25	BA	75	G
25	BA	84	A
25	BA	88	G
25	BA	90	U
25	BA	92	A
25	BA	94	C
25	BA	100	G
25	BA	102	G
25	BA	118	A
25	BA	119	A
25	BA	120	U
25	BA	139(A)	G
25	BA	141	A
25	BA	159	U
25	BA	160	U
25	BA	171	G
25	BA	172	C
25	BA	175	G
25	BA	196	A
25	BA	197	A
25	BA	204	A
25	BA	205	G
25	BA	214	G
25	BA	216	A
25	BA	221	A

Continued on next page...

Continued from previous page...

Mol	Chain	Res	Type
25	BA	222	A
25	BA	228	A
25	BA	229	A
25	BA	233	A
25	BA	248	G
25	BA	250	G
25	BA	252	G
25	BA	261	G
25	BA	266	G
25	BA	271(A)	A
25	BA	271(J)	C
25	BA	271(K)	U
25	BA	271(L)	U
25	BA	271(N)	U
25	BA	271(O)	C
25	BA	271(P)	C
25	BA	271(Y)	U
25	BA	271(Z)	C
25	BA	272(A)	U
25	BA	272(B)	G
25	BA	272(H)	C
25	BA	272(I)	U
25	BA	272(J)	C
25	BA	274	G
25	BA	275	G
25	BA	276	A
25	BA	277	C
25	BA	278	A
25	BA	279	C
25	BA	281	G
25	BA	286	C
25	BA	311	A
25	BA	329	G
25	BA	330	A
25	BA	352	G
25	BA	353	G
25	BA	356	G
25	BA	358	U
25	BA	362	U
25	BA	363	G
25	BA	363(A)	A
25	BA	363(B)	G

Continued on next page...

Continued from previous page...

Mol	Chain	Res	Type
25	BA	363(E)	U
25	BA	363(F)	A
25	BA	365	C
25	BA	386	G
25	BA	387	U
25	BA	405	U
25	BA	406	G
25	BA	411	G
25	BA	412	A
25	BA	428	A
25	BA	443	A
25	BA	444	C
25	BA	448	U
25	BA	455	C
25	BA	456	C
25	BA	457	A
25	BA	470	A
25	BA	475	U
25	BA	480	A
25	BA	481	G
25	BA	482	A
25	BA	504	U
25	BA	505	A
25	BA	507	A
25	BA	508	G
25	BA	509	C
25	BA	513	A
25	BA	530	G
25	BA	531	C
25	BA	532	A
25	BA	533	G
25	BA	536	A
25	BA	539	G
25	BA	551	G
25	BA	563	G
25	BA	573	G
25	BA	575	A
25	BA	586	A
25	BA	588	U
25	BA	604	G
25	BA	607	U
25	BA	613	G

Continued on next page...

Continued from previous page...

Mol	Chain	Res	Type
25	BA	614(B)	G
25	BA	627	A
25	BA	628	G
25	BA	637	A
25	BA	645	C
25	BA	646	A
25	BA	652	C
25	BA	686	G
25	BA	708	C
25	BA	727	A
25	BA	730	C
25	BA	740	U
25	BA	741	G
25	BA	753	C
25	BA	764	A
25	BA	765	G
25	BA	776	G
25	BA	782	A
25	BA	784	A
25	BA	785	G
25	BA	790	C
25	BA	792	G
25	BA	805	G
25	BA	812	C
25	BA	819	A
25	BA	827	U
25	BA	828	U
25	BA	848	G
25	BA	856	C
25	BA	857	C
25	BA	859	G
25	BA	866	A
25	BA	869	G
25	BA	880	G
25	BA	886	C
25	BA	887	A
25	BA	889	C
25	BA	890	A
25	BA	896	A
25	BA	897	C
25	BA	898	C
25	BA	904	C

Continued on next page...

Continued from previous page...

Mol	Chain	Res	Type
25	BA	907	U
25	BA	910	A
25	BA	917	A
25	BA	926	A
25	BA	932	G
25	BA	933	A
25	BA	941	A
25	BA	945	A
25	BA	946	G
25	BA	958	U
25	BA	959	A
25	BA	961	C
25	BA	962	G
25	BA	974	G
25	BA	975	C
25	BA	975(A)	G
25	BA	980	A
25	BA	983	A
25	BA	990	A
25	BA	991	C
25	BA	996	A
25	BA	1000	A
25	BA	1005	C
25	BA	1012	U
25	BA	1013	C
25	BA	1017	G
25	BA	1022	G
25	BA	1025	G
25	BA	1026	U
25	BA	1034	G
25	BA	1039	G
25	BA	1043	C
25	BA	1110	G
25	BA	1111	A
25	BA	1112	G
25	BA	1113	U
25	BA	1115	G
25	BA	1122	G
25	BA	1135	C
25	BA	1136	G
25	BA	1143	A
25	BA	1155	A

Continued on next page...

Continued from previous page...

Mol	Chain	Res	Type
25	BA	1156	A
25	BA	1170	G
25	BA	1171	G
25	BA	1173	G
25	BA	1174	A
25	BA	1175	U
25	BA	1176	G
25	BA	1177	A
25	BA	1178	C
25	BA	1179	C
25	BA	1195	G
25	BA	1204	A
25	BA	1205	U
25	BA	1211	U
25	BA	1212	G
25	BA	1221	C
25	BA	1244	G
25	BA	1253	A
25	BA	1256	G
25	BA	1271	G
25	BA	1272	A
25	BA	1281	G
25	BA	1300	U
25	BA	1301	A
25	BA	1314	C
25	BA	1320	C
25	BA	1321	A
25	BA	1332	G
25	BA	1345	C
25	BA	1349	A
25	BA	1352	U
25	BA	1359	A
25	BA	1365	A
25	BA	1368	G
25	BA	1379	A
25	BA	1380	G
25	BA	1384	A
25	BA	1385	G
25	BA	1395	A
25	BA	1396	U
25	BA	1398	C
25	BA	1399	C

Continued on next page...

Continued from previous page...

Mol	Chain	Res	Type
25	BA	1407	C
25	BA	1416	G
25	BA	1420	U
25	BA	1421	G
25	BA	1427	A
25	BA	1428	C
25	BA	1445	A
25	BA	1449	A
25	BA	1450	G
25	BA	1451	C
25	BA	1455	G
25	BA	1459	G
25	BA	1461	G
25	BA	1467	C
25	BA	1471	A
25	BA	1478	G
25	BA	1481	U
25	BA	1482	G
25	BA	1485	G
25	BA	1487	G
25	BA	1488	G
25	BA	1490	A
25	BA	1493	C
25	BA	1494	A
25	BA	1495	A
25	BA	1497	U
25	BA	1498	C
25	BA	1502	C
25	BA	1505	C
25	BA	1509	C
25	BA	1509(A)	A
25	BA	1520	G
25	BA	1546	C
25	BA	1558	A
25	BA	1559	G
25	BA	1560	G
25	BA	1569	A
25	BA	1578	U
25	BA	1579	A
25	BA	1584	C
25	BA	1586	A
25	BA	1588	C

Continued on next page...

Continued from previous page...

Mol	Chain	Res	Type
25	BA	1591	G
25	BA	1594	G
25	BA	1598	C
25	BA	1603	A
25	BA	1608	A
25	BA	1616	A
25	BA	1617	C
25	BA	1618	A
25	BA	1640	C
25	BA	1648	C
25	BA	1653	G
25	BA	1654	A
25	BA	1674	G
25	BA	1682	G
25	BA	1696	G
25	BA	1698	A
25	BA	1699	G
25	BA	1700	A
25	BA	1718	G
25	BA	1722	A
25	BA	1739	U
25	BA	1740	G
25	BA	1744	C
25	BA	1745(A)	C
25	BA	1746	G
25	BA	1748	G
25	BA	1758	G
25	BA	1763	G
25	BA	1764	G
25	BA	1769	G
25	BA	1773	A
25	BA	1780	A
25	BA	1791	A
25	BA	1799	G
25	BA	1800	C
25	BA	1816	G
25	BA	1819	A
25	BA	1820	U
25	BA	1829	A
25	BA	1839	G
25	BA	1847	A
25	BA	1865	G

Continued on next page...

Continued from previous page...

Mol	Chain	Res	Type
25	BA	1877	A
25	BA	1878	G
25	BA	1882	C
25	BA	1885	A
25	BA	1888	G
25	BA	1889	A
25	BA	1900	A
25	BA	1906	G
25	BA	1913	A
25	BA	1914	C
25	BA	1916	A
25	BA	1929	G
25	BA	1930	G
25	BA	1931	U
25	BA	1936	A
25	BA	1938	A
25	BA	1941	C
25	BA	1955	U
25	BA	1963	U
25	BA	1967	C
25	BA	1969	A
25	BA	1970	A
25	BA	1971	A
25	BA	1972	A
25	BA	1981	A
25	BA	1982	C
25	BA	1993	U
25	BA	1997	G
25	BA	2020	A
25	BA	2023	G
25	BA	2031	A
25	BA	2032	G
25	BA	2033	A
25	BA	2043	C
25	BA	2052	G
25	BA	2055	C
25	BA	2056	G
25	BA	2059	A
25	BA	2060	A
25	BA	2061	G
25	BA	2062	A
25	BA	2069	G

Continued on next page...

Continued from previous page...

Mol	Chain	Res	Type
25	BA	2071	A
25	BA	2093	G
25	BA	2096	U
25	BA	2102	U
25	BA	2103	C
25	BA	2104	G
25	BA	2111	C
25	BA	2116	G
25	BA	2117	A
25	BA	2127	G
25	BA	2159	G
25	BA	2172	U
25	BA	2173	A
25	BA	2176	A
25	BA	2185	C
25	BA	2190	G
25	BA	2192	G
25	BA	2193	G
25	BA	2198	A
25	BA	2199	A
25	BA	2207	G
25	BA	2208	A
25	BA	2219	G
25	BA	2225	A
25	BA	2238	G
25	BA	2239	G
25	BA	2273	A
25	BA	2275	C
25	BA	2283	C
25	BA	2286	A
25	BA	2287	A
25	BA	2288	A
25	BA	2289	G
25	BA	2290	G
25	BA	2303	G
25	BA	2305	A
25	BA	2307	G
25	BA	2308	G
25	BA	2309	A
25	BA	2316	C
25	BA	2319	G
25	BA	2320	A

Continued on next page...

Continued from previous page...

Mol	Chain	Res	Type
25	BA	2325	G
25	BA	2334	G
25	BA	2335	A
25	BA	2336	A
25	BA	2345	G
25	BA	2347	C
25	BA	2349	G
25	BA	2383	G
25	BA	2385	C
25	BA	2388	A
25	BA	2399	G
25	BA	2402	C
25	BA	2425	A
25	BA	2429	G
25	BA	2430	A
25	BA	2435	A
25	BA	2439	A
25	BA	2441	C
25	BA	2447	G
25	BA	2448	A
25	BA	2469	A
25	BA	2470	G
25	BA	2472	G
25	BA	2475	C
25	BA	2476	A
25	BA	2477	C
25	BA	2478	A
25	BA	2482	G
25	BA	2484	G
25	BA	2491	U
25	BA	2492	U
25	BA	2502	G
25	BA	2505	G
25	BA	2506	U
25	BA	2507	C
25	BA	2513	G
25	BA	2518	A
25	BA	2529	G
25	BA	2534	A
25	BA	2543	G
25	BA	2554	U
25	BA	2559	C

Continued on next page...

Continued from previous page...

Mol	Chain	Res	Type
25	BA	2566	A
25	BA	2567	G
25	BA	2572	A
25	BA	2573	C
25	BA	2585	U
25	BA	2602	A
25	BA	2611	U
25	BA	2612	C
25	BA	2615	U
25	BA	2629	A
25	BA	2630	G
25	BA	2654	A
25	BA	2673	G
25	BA	2690	C
25	BA	2702	U
25	BA	2712(A)	A
25	BA	2713	A
25	BA	2714	G
25	BA	2724	C
25	BA	2726	U
25	BA	2748	A
25	BA	2750	A
25	BA	2751	G
25	BA	2752	C
25	BA	2754	U
25	BA	2757	A
25	BA	2758	A
25	BA	2759	G
25	BA	2762	G
25	BA	2763	G
25	BA	2764	A
25	BA	2765	A
25	BA	2778	A
25	BA	2790	A
25	BA	2791	C
25	BA	2792	G
25	BA	2796	U
25	BA	2799	C
25	BA	2802	G
25	BA	2803	C
25	BA	2804	C
25	BA	2808	U

Continued on next page...

Continued from previous page...

Mol	Chain	Res	Type
25	BA	2820	A
25	BA	2821	A
25	BA	2827	C
25	BA	2833	G
25	BA	2834	G
25	BA	2835	A
25	BA	2849	U
25	BA	2872	G
25	BA	2873	A
25	BA	2874	C
25	BA	2883	A
26	BB	3	C
26	BB	8	U
26	BB	9	G
26	BB	13	A
26	BB	15	A
26	BB	27	C
26	BB	42	C
26	BB	45	A
26	BB	52	A
26	BB	53	A
26	BB	57	A
26	BB	66	A
26	BB	67	G
26	BB	73	A
26	BB	88	C
26	BB	89	G
26	BB	91	C
26	BB	110	G
26	BB	113	G
1	CA	9	G
1	CA	31	G
1	CA	32	A
1	CA	39	G
1	CA	47	C
1	CA	48	C
1	CA	49	U
1	CA	51	A
1	CA	61	G
1	CA	79	G
1	CA	80	G
1	CA	81	U

Continued on next page...

Continued from previous page...

Mol	Chain	Res	Type
1	CA	89	C
1	CA	90	U
1	CA	91	C
1	CA	98	G
1	CA	116	A
1	CA	120	A
1	CA	121	C
1	CA	131	C
1	CA	163	C
1	CA	172	A
1	CA	173	U
1	CA	174	C
1	CA	181	G
1	CA	182	U
1	CA	195	A
1	CA	197	A
1	CA	203	U
1	CA	204	U
1	CA	216	G
1	CA	244	U
1	CA	246	A
1	CA	247	G
1	CA	251	G
1	CA	266	G
1	CA	267	C
1	CA	274	A
1	CA	275	G
1	CA	289	G
1	CA	316	G
1	CA	321	A
1	CA	328	C
1	CA	332	G
1	CA	343	U
1	CA	345	C
1	CA	352	C
1	CA	353	A
1	CA	354	G
1	CA	367	U
1	CA	372	C
1	CA	397	A
1	CA	406	G
1	CA	412	A

Continued on next page...

Continued from previous page...

Mol	Chain	Res	Type
1	CA	413	G
1	CA	414	A
1	CA	422	C
1	CA	429	U
1	CA	430	A
1	CA	439	A
1	CA	442	C
1	CA	452	A
1	CA	453	A
1	CA	454	C
1	CA	482	A
1	CA	484	G
1	CA	485	G
1	CA	496	A
1	CA	498	U
1	CA	511	C
1	CA	518	C
1	CA	527	G
1	CA	532	A
1	CA	533	A
1	CA	534	U
1	CA	547	A
1	CA	559	A
1	CA	562	C
1	CA	572	A
1	CA	573	A
1	CA	575	G
1	CA	576	G
1	CA	577	G
1	CA	596	C
1	CA	630	G
1	CA	632	A
1	CA	653	A
1	CA	661	G
1	CA	665	A
1	CA	666	G
1	CA	687	A
1	CA	688	G
1	CA	703	G
1	CA	723	U
1	CA	724	G
1	CA	731	G

Continued on next page...

Continued from previous page...

Mol	Chain	Res	Type
1	CA	733	A
1	CA	749	C
1	CA	755	G
1	CA	777	A
1	CA	793	U
1	CA	794	A
1	CA	817	C
1	CA	818	G
1	CA	828	A
1	CA	839	U
1	CA	841	U
1	CA	848	C
1	CA	859	A
1	CA	871	U
1	CA	885	G
1	CA	902	G
1	CA	914	A
1	CA	926	G
1	CA	927	G
1	CA	934	C
1	CA	935	A
1	CA	960	U
1	CA	961	U
1	CA	968	A
1	CA	969	A
1	CA	974	A
1	CA	975	A
1	CA	976	G
1	CA	977	A
1	CA	980	C
1	CA	991	U
1	CA	992	U
1	CA	993	G
1	CA	1001(A)	G
1	CA	1003	G
1	CA	1004	A
1	CA	1005	A
1	CA	1006	C
1	CA	1023	G
1	CA	1026	G
1	CA	1027	C
1	CA	1030	C

Continued on next page...

Continued from previous page...

Mol	Chain	Res	Type
1	CA	1030(A)	G
1	CA	1030(D)	A
1	CA	1032	G
1	CA	1034	G
1	CA	1035	A
1	CA	1050	G
1	CA	1054	C
1	CA	1066	C
1	CA	1085	U
1	CA	1086	U
1	CA	1094	G
1	CA	1095	U
1	CA	1101	A
1	CA	1102	A
1	CA	1113	C
1	CA	1117	G
1	CA	1124	G
1	CA	1125	U
1	CA	1126	U
1	CA	1128	C
1	CA	1129	C
1	CA	1130	A
1	CA	1131	G
1	CA	1137	C
1	CA	1138	G
1	CA	1139	G
1	CA	1140	C
1	CA	1141	C
1	CA	1142	G
1	CA	1145	C
1	CA	1146	A
1	CA	1153	C
1	CA	1158	C
1	CA	1159	U
1	CA	1187	G
1	CA	1196	U
1	CA	1197	G
1	CA	1200	C
1	CA	1202	G
1	CA	1212	U
1	CA	1224	G
1	CA	1225	A

Continued on next page...

Continued from previous page...

Mol	Chain	Res	Type
1	CA	1227	A
1	CA	1233	G
1	CA	1238	A
1	CA	1241	G
1	CA	1249	C
1	CA	1253	G
1	CA	1256	A
1	CA	1257	U
1	CA	1278	U
1	CA	1280	A
1	CA	1281	U
1	CA	1286	A
1	CA	1287	A
1	CA	1299	A
1	CA	1300	G
1	CA	1301	U
1	CA	1302	U
1	CA	1303	C
1	CA	1305	G
1	CA	1317	C
1	CA	1319	A
1	CA	1320	C
1	CA	1322	C
1	CA	1331	G
1	CA	1336	C
1	CA	1338	G
1	CA	1346	A
1	CA	1347	G
1	CA	1359	C
1	CA	1363(A)	A
1	CA	1364	U
1	CA	1365	G
1	CA	1394	A
1	CA	1419	G
1	CA	1442(B)	A
1	CA	1443	G
1	CA	1452	C
1	CA	1456	G
1	CA	1487	G
1	CA	1492	A
1	CA	1504	G
1	CA	1506	U

Continued on next page...

Continued from previous page...

Mol	Chain	Res	Type
1	CA	1517	G
1	CA	1520	G
1	CA	1529	G
1	CA	1530	G
1	CA	1531	A
23	CW	3	C
23	CW	8	U
23	CW	10	G
23	CW	17	C
23	CW	17(B)	U
23	CW	18	G
23	CW	19	G
23	CW	20	U
23	CW	21	A
23	CW	22	G
23	CW	47	U
23	CW	48	C
23	CW	52	G
23	CW	59	A
23	CW	61	C
23	CW	62	C
23	CW	65	C
23	CW	75	C
23	CW	76	A
25	DA	13	A
25	DA	28	A
25	DA	34	C
25	DA	45	C
25	DA	49	A
25	DA	55	G
25	DA	61	G
25	DA	64	A
25	DA	69	C
25	DA	71	A
25	DA	72	U
25	DA	73	A
25	DA	75	G
25	DA	84	A
25	DA	85	G
25	DA	88	G
25	DA	90	U
25	DA	92	A

Continued on next page...

Continued from previous page...

Mol	Chain	Res	Type
25	DA	94	C
25	DA	95	G
25	DA	99	U
25	DA	100	G
25	DA	102	G
25	DA	118	A
25	DA	120	U
25	DA	126	A
25	DA	131	G
25	DA	139(A)	G
25	DA	141	A
25	DA	142	A
25	DA	148	C
25	DA	154	G
25	DA	157	U
25	DA	158	U
25	DA	159	U
25	DA	160	U
25	DA	171	G
25	DA	174	C
25	DA	175	G
25	DA	181	A
25	DA	196	A
25	DA	197	A
25	DA	199	A
25	DA	204	A
25	DA	205	G
25	DA	215	G
25	DA	216	A
25	DA	221	A
25	DA	222	A
25	DA	228	A
25	DA	229	A
25	DA	233	A
25	DA	248	G
25	DA	252	G
25	DA	261	G
25	DA	265	A
25	DA	266	G
25	DA	271(J)	C
25	DA	271(K)	U
25	DA	271(L)	U

Continued on next page...

Continued from previous page...

Mol	Chain	Res	Type
25	DA	271(N)	U
25	DA	271(O)	C
25	DA	271(P)	C
25	DA	271(T)	C
25	DA	271(Y)	U
25	DA	272	G
25	DA	272(A)	U
25	DA	272(B)	G
25	DA	272(H)	C
25	DA	272(J)	C
25	DA	274	G
25	DA	275	G
25	DA	276	A
25	DA	277	C
25	DA	278	A
25	DA	279	C
25	DA	281	G
25	DA	283	A
25	DA	284	U
25	DA	286	C
25	DA	287	C
25	DA	292	C
25	DA	316	C
25	DA	321	G
25	DA	322	A
25	DA	329	G
25	DA	330	A
25	DA	332	A
25	DA	333	G
25	DA	346	A
25	DA	352	G
25	DA	353	G
25	DA	362	U
25	DA	363(B)	G
25	DA	363(E)	U
25	DA	370	G
25	DA	371	A
25	DA	386	G
25	DA	396	G
25	DA	405	U
25	DA	406	G
25	DA	411	G

Continued on next page...

Continued from previous page...

Mol	Chain	Res	Type
25	DA	428	A
25	DA	434	U
25	DA	435	C
25	DA	443	A
25	DA	444	C
25	DA	448	U
25	DA	456	C
25	DA	457	A
25	DA	458	G
25	DA	470	A
25	DA	475	U
25	DA	481	G
25	DA	494	G
25	DA	503	A
25	DA	504	U
25	DA	505	A
25	DA	508	G
25	DA	509	C
25	DA	512	G
25	DA	517	C
25	DA	530	G
25	DA	531	C
25	DA	532	A
25	DA	533	G
25	DA	537	C
25	DA	542	C
25	DA	545	G
25	DA	562	U
25	DA	563	G
25	DA	573	G
25	DA	575	A
25	DA	588	U
25	DA	599	G
25	DA	603	A
25	DA	604	G
25	DA	607	U
25	DA	613	G
25	DA	614(B)	G
25	DA	615	G
25	DA	620	G
25	DA	627	A
25	DA	637	A

Continued on next page...

Continued from previous page...

Mol	Chain	Res	Type
25	DA	645	C
25	DA	646	A
25	DA	657	U
25	DA	686	G
25	DA	708	C
25	DA	722	A
25	DA	730	C
25	DA	747	U
25	DA	753	C
25	DA	764	A
25	DA	765	G
25	DA	776	G
25	DA	782	A
25	DA	784	A
25	DA	785	G
25	DA	790	C
25	DA	791	C
25	DA	792	G
25	DA	805	G
25	DA	812	C
25	DA	819	A
25	DA	827	U
25	DA	828	U
25	DA	830	G
25	DA	847	U
25	DA	848	G
25	DA	854	G
25	DA	857	C
25	DA	859	G
25	DA	866	A
25	DA	871	U
25	DA	885	C
25	DA	887	A
25	DA	889	C
25	DA	890	A
25	DA	896	A
25	DA	897	C
25	DA	904	C
25	DA	907	U
25	DA	910	A
25	DA	914	C
25	DA	917	A

Continued on next page...

Continued from previous page...

Mol	Chain	Res	Type
25	DA	926	A
25	DA	932	G
25	DA	933	A
25	DA	934	G
25	DA	941	A
25	DA	946	G
25	DA	958	U
25	DA	959	A
25	DA	961	C
25	DA	964	C
25	DA	965	C
25	DA	973	A
25	DA	974	G
25	DA	975	C
25	DA	975(A)	G
25	DA	983	A
25	DA	990	A
25	DA	991	C
25	DA	996	A
25	DA	1000	A
25	DA	1005	C
25	DA	1012	U
25	DA	1013	C
25	DA	1020	A
25	DA	1021	A
25	DA	1022	G
25	DA	1023	U
25	DA	1025	G
25	DA	1026	U
25	DA	1027	A
25	DA	1041	C
25	DA	1042	G
25	DA	1043	C
25	DA	1044	G
25	DA	1047	G
25	DA	1048	A
25	DA	1049	C
25	DA	1052	C
25	DA	1053	C
25	DA	1110	G
25	DA	1111	A
25	DA	1112	G

Continued on next page...

Continued from previous page...

Mol	Chain	Res	Type
25	DA	1113	U
25	DA	1116	C
25	DA	1126	A
25	DA	1127	A
25	DA	1129	A
25	DA	1132	A
25	DA	1133	U
25	DA	1135	C
25	DA	1136	G
25	DA	1155	A
25	DA	1167	U
25	DA	1173	G
25	DA	1174	A
25	DA	1175	U
25	DA	1176	G
25	DA	1177	A
25	DA	1179	C
25	DA	1186	G
25	DA	1195	G
25	DA	1204	A
25	DA	1205	U
25	DA	1206	G
25	DA	1211	U
25	DA	1212	G
25	DA	1213	A
25	DA	1220	A
25	DA	1221	C
25	DA	1253	A
25	DA	1256	G
25	DA	1271	G
25	DA	1272	A
25	DA	1281	G
25	DA	1300	U
25	DA	1301	A
25	DA	1314	C
25	DA	1319	G
25	DA	1329	U
25	DA	1345	C
25	DA	1349	A
25	DA	1359	A
25	DA	1360	A
25	DA	1365	A

Continued on next page...

Continued from previous page...

Mol	Chain	Res	Type
25	DA	1368	G
25	DA	1379	A
25	DA	1380	G
25	DA	1384	A
25	DA	1386	C
25	DA	1407	C
25	DA	1416	G
25	DA	1417	C
25	DA	1420	U
25	DA	1428	C
25	DA	1437	C
25	DA	1445	A
25	DA	1445(A)	C
25	DA	1449	A
25	DA	1450	G
25	DA	1451	C
25	DA	1452	A
25	DA	1455	G
25	DA	1459	G
25	DA	1461	G
25	DA	1467	C
25	DA	1471	A
25	DA	1475	G
25	DA	1478	G
25	DA	1481	U
25	DA	1482	G
25	DA	1484	G
25	DA	1485	G
25	DA	1488	G
25	DA	1490	A
25	DA	1491	G
25	DA	1493	C
25	DA	1494	A
25	DA	1495	A
25	DA	1496	A
25	DA	1497	U
25	DA	1498	C
25	DA	1505	C
25	DA	1509	C
25	DA	1509(A)	A
25	DA	1520	G
25	DA	1554	A

Continued on next page...

Continued from previous page...

Mol	Chain	Res	Type
25	DA	1558	A
25	DA	1559	G
25	DA	1569	A
25	DA	1578	U
25	DA	1579	A
25	DA	1584	C
25	DA	1586	A
25	DA	1588	C
25	DA	1591	G
25	DA	1594	G
25	DA	1603	A
25	DA	1608	A
25	DA	1609	A
25	DA	1610	A
25	DA	1616	A
25	DA	1617	C
25	DA	1618	A
25	DA	1640	C
25	DA	1648	C
25	DA	1651	G
25	DA	1653	G
25	DA	1654	A
25	DA	1674	G
25	DA	1675	C
25	DA	1686	C
25	DA	1699	G
25	DA	1700	A
25	DA	1718	G
25	DA	1722	A
25	DA	1739	U
25	DA	1740	G
25	DA	1744	C
25	DA	1746	G
25	DA	1748	G
25	DA	1758	G
25	DA	1759	A
25	DA	1763	G
25	DA	1764	G
25	DA	1773	A
25	DA	1780	A
25	DA	1785	A
25	DA	1791	A

Continued on next page...

Continued from previous page...

Mol	Chain	Res	Type
25	DA	1799	G
25	DA	1800	C
25	DA	1801	G
25	DA	1816	G
25	DA	1828	G
25	DA	1829	A
25	DA	1830	C
25	DA	1847	A
25	DA	1848	A
25	DA	1858	G
25	DA	1865	G
25	DA	1878	G
25	DA	1882	C
25	DA	1885	A
25	DA	1888	G
25	DA	1889	A
25	DA	1900	A
25	DA	1906	G
25	DA	1913	A
25	DA	1929	G
25	DA	1930	G
25	DA	1938	A
25	DA	1944	U
25	DA	1955	U
25	DA	1963	U
25	DA	1965	C
25	DA	1967	C
25	DA	1969	A
25	DA	1970	A
25	DA	1971	A
25	DA	1972	A
25	DA	1981	A
25	DA	1982	C
25	DA	1993	U
25	DA	2023	G
25	DA	2031	A
25	DA	2033	A
25	DA	2035	G
25	DA	2036	C
25	DA	2043	C
25	DA	2055	C
25	DA	2056	G

Continued on next page...

Continued from previous page...

Mol	Chain	Res	Type
25	DA	2060	A
25	DA	2061	G
25	DA	2062	A
25	DA	2069	G
25	DA	2092	U
25	DA	2093	G
25	DA	2103	C
25	DA	2104	G
25	DA	2106	G
25	DA	2108	C
25	DA	2111	C
25	DA	2112	G
25	DA	2116	G
25	DA	2117	A
25	DA	2118	U
25	DA	2127	G
25	DA	2166	G
25	DA	2169	A
25	DA	2172	U
25	DA	2173	A
25	DA	2176	A
25	DA	2182	G
25	DA	2183	C
25	DA	2185	C
25	DA	2190	G
25	DA	2193	G
25	DA	2198	A
25	DA	2199	A
25	DA	2200	C
25	DA	2207	G
25	DA	2208	A
25	DA	2219	G
25	DA	2225	A
25	DA	2226	C
25	DA	2238	G
25	DA	2239	G
25	DA	2267	A
25	DA	2268	A
25	DA	2283	C
25	DA	2286	A
25	DA	2287	A
25	DA	2305	A

Continued on next page...

Continued from previous page...

Mol	Chain	Res	Type
25	DA	2306	C
25	DA	2307	G
25	DA	2308	G
25	DA	2309	A
25	DA	2313	C
25	DA	2316	C
25	DA	2319	G
25	DA	2320	A
25	DA	2325	G
25	DA	2327	A
25	DA	2334	G
25	DA	2336	A
25	DA	2342	C
25	DA	2345	G
25	DA	2347	C
25	DA	2349	G
25	DA	2350	C
25	DA	2372	G
25	DA	2382	G
25	DA	2383	G
25	DA	2385	C
25	DA	2392	A
25	DA	2394	C
25	DA	2402	C
25	DA	2403	C
25	DA	2406	U
25	DA	2423	U
25	DA	2424	C
25	DA	2425	A
25	DA	2428	G
25	DA	2429	G
25	DA	2430	A
25	DA	2434	A
25	DA	2435	A
25	DA	2439	A
25	DA	2441	C
25	DA	2448	A
25	DA	2469	A
25	DA	2470	G
25	DA	2476	A
25	DA	2482	G
25	DA	2491	U

Continued on next page...

Continued from previous page...

Mol	Chain	Res	Type
25	DA	2498	C
25	DA	2502	G
25	DA	2505	G
25	DA	2506	U
25	DA	2518	A
25	DA	2520	C
25	DA	2523	G
25	DA	2529	G
25	DA	2534	A
25	DA	2542	A
25	DA	2543	G
25	DA	2554	U
25	DA	2566	A
25	DA	2567	G
25	DA	2573	C
25	DA	2582	G
25	DA	2602	A
25	DA	2609	U
25	DA	2611	U
25	DA	2612	C
25	DA	2629	A
25	DA	2630	G
25	DA	2646	C
25	DA	2654	A
25	DA	2673	G
25	DA	2675	A
25	DA	2682	U
25	DA	2690	C
25	DA	2691	C
25	DA	2702	U
25	DA	2712	U
25	DA	2712(A)	A
25	DA	2713	A
25	DA	2720	U
25	DA	2721	A
25	DA	2726	U
25	DA	2750	A
25	DA	2751	G
25	DA	2752	C
25	DA	2754	U
25	DA	2757	A
25	DA	2759	G

Continued on next page...

Continued from previous page...

Mol	Chain	Res	Type
25	DA	2762	G
25	DA	2765	A
25	DA	2766	G
25	DA	2778	A
25	DA	2780	G
25	DA	2789	C
25	DA	2791	C
25	DA	2792	G
25	DA	2796	U
25	DA	2799	C
25	DA	2802	G
25	DA	2803	C
25	DA	2804	C
25	DA	2808	U
25	DA	2820	A
25	DA	2821	A
25	DA	2833	G
25	DA	2834	G
25	DA	2835	A
25	DA	2849	U
25	DA	2872	G
25	DA	2893	G
25	DA	2894	G
25	DA	2896	C
26	DB	3	C
26	DB	8	U
26	DB	13	A
26	DB	15	A
26	DB	16	G
26	DB	25	A
26	DB	39	A
26	DB	41	U
26	DB	42	C
26	DB	45	A
26	DB	53	A
26	DB	67	G
26	DB	73	A
26	DB	85	G
26	DB	88	C
26	DB	89	G
26	DB	90	A
26	DB	91	C

Continued on next page...

Continued from previous page...

Mol	Chain	Res	Type
26	DB	109	C
26	DB	110	G

All (246) RNA pucker outliers are listed below:

Mol	Chain	Res	Type
1	AA	30	U
1	AA	47	C
1	AA	60	A
1	AA	115	G
1	AA	119	A
1	AA	173	U
1	AA	197	A
1	AA	243	A
1	AA	250	A
1	AA	266	G
1	AA	274	A
1	AA	315	A
1	AA	344	A
1	AA	366	C
1	AA	372	C
1	AA	428	G
1	AA	429	U
1	AA	484	G
1	AA	533	A
1	AA	575	G
1	AA	687	A
1	AA	748	C
1	AA	792	A
1	AA	913	A
1	AA	965	A
1	AA	974	A
1	AA	992	U
1	AA	1049	U
1	AA	1064	G
1	AA	1065	U
1	AA	1101	A
1	AA	1139	G
1	AA	1201	A
1	AA	1223	C
1	AA	1285	A
1	AA	1322	C

Continued on next page...

Continued from previous page...

Mol	Chain	Res	Type
1	AA	1363(A)	A
1	AA	1380	U
1	AA	1442(A)	G
1	AA	1528	U
23	AW	17(B)	U
23	AW	58	A
25	BA	27	G
25	BA	71	A
25	BA	74	A
25	BA	119	A
25	BA	158	U
25	BA	160	U
25	BA	203	C
25	BA	221	A
25	BA	265	A
25	BA	271(Y)	U
25	BA	272(A)	U
25	BA	277	C
25	BA	278	A
25	BA	280	C
25	BA	386	G
25	BA	442	G
25	BA	454	A
25	BA	474	G
25	BA	479	A
25	BA	481	G
25	BA	506	G
25	BA	512	G
25	BA	587	C
25	BA	603	A
25	BA	614(A)	U
25	BA	627	A
25	BA	669	G
25	BA	726	G
25	BA	740	U
25	BA	746	A
25	BA	752	A
25	BA	764	A
25	BA	775	G
25	BA	932	G
25	BA	945	A
25	BA	961	C

Continued on next page...

Continued from previous page...

Mol	Chain	Res	Type
25	BA	1033	U
25	BA	1210	A
25	BA	1300	U
25	BA	1314	C
25	BA	1332	G
25	BA	1427	A
25	BA	1458	C
25	BA	1558	A
25	BA	1594	G
25	BA	1608	A
25	BA	1609	A
25	BA	1653	G
25	BA	1780	A
25	BA	1799	G
25	BA	1819	A
25	BA	1839	G
25	BA	1885	A
25	BA	1941	C
25	BA	1992	G
25	BA	2031	A
25	BA	2110	G
25	BA	2116	G
25	BA	2126	A
25	BA	2171	A
25	BA	2282	G
25	BA	2286	A
25	BA	2334	G
25	BA	2344	U
25	BA	2382	G
25	BA	2468	G
25	BA	2481	G
25	BA	2491	U
25	BA	2506	U
25	BA	2610	C
25	BA	2629	A
25	BA	2689	U
25	BA	2750	A
25	BA	2756	U
25	BA	2763	G
25	BA	2791	C
25	BA	2873	A
26	BB	56	G

Continued on next page...

Continued from previous page...

Mol	Chain	Res	Type
26	BB	109	C
1	CA	30	U
1	CA	47	C
1	CA	60	A
1	CA	79	G
1	CA	115	G
1	CA	119	A
1	CA	173	U
1	CA	243	A
1	CA	250	A
1	CA	266	G
1	CA	274	A
1	CA	353	A
1	CA	366	C
1	CA	412	A
1	CA	428	G
1	CA	429	U
1	CA	484	G
1	CA	495	A
1	CA	533	A
1	CA	687	A
1	CA	748	C
1	CA	913	A
1	CA	968	A
1	CA	992	U
1	CA	1049	U
1	CA	1065	U
1	CA	1085	U
1	CA	1101	A
1	CA	1139	G
1	CA	1201	A
1	CA	1213	A
1	CA	1285	A
1	CA	1363(A)	A
23	CW	10	G
23	CW	16	C
23	CW	17(B)	U
23	CW	58	A
23	CW	60	U
23	CW	61	C
25	DA	27	G
25	DA	71	A

Continued on next page...

Continued from previous page...

Mol	Chain	Res	Type
25	DA	74	A
25	DA	125	G
25	DA	158	U
25	DA	221	A
25	DA	265	A
25	DA	271(N)	U
25	DA	271(Z)	C
25	DA	277	C
25	DA	278	A
25	DA	283	A
25	DA	321	G
25	DA	332	A
25	DA	345	A
25	DA	370	G
25	DA	434	U
25	DA	442	G
25	DA	474	G
25	DA	503	A
25	DA	587	C
25	DA	614(A)	U
25	DA	614(B)	G
25	DA	614(C)	A
25	DA	620	G
25	DA	752	A
25	DA	775	G
25	DA	790	C
25	DA	913	U
25	DA	932	G
25	DA	973	A
25	DA	1020	A
25	DA	1022	G
25	DA	1126	A
25	DA	1204	A
25	DA	1210	A
25	DA	1286	A
25	DA	1300	U
25	DA	1332	G
25	DA	1385	G
25	DA	1458	C
25	DA	1490	A
25	DA	1558	A
25	DA	1591	G

Continued on next page...

Continued from previous page...

Mol	Chain	Res	Type
25	DA	1608	A
25	DA	1653	G
25	DA	1686	C
25	DA	1758	G
25	DA	1784	A
25	DA	1799	G
25	DA	1829	A
25	DA	1962	C
25	DA	1980	G
25	DA	1992	G
25	DA	2060	A
25	DA	2092	U
25	DA	2110	G
25	DA	2126	A
25	DA	2165	G
25	DA	2171	A
25	DA	2172	U
25	DA	2225	A
25	DA	2282	G
25	DA	2286	A
25	DA	2344	U
25	DA	2402	C
25	DA	2405	G
25	DA	2422	A
25	DA	2439	A
25	DA	2468	G
25	DA	2481	G
25	DA	2490	G
25	DA	2497	A
25	DA	2542	A
25	DA	2581	G
25	DA	2610	C
25	DA	2611	U
25	DA	2629	A
25	DA	2689	U
25	DA	2750	A
25	DA	2756	U
25	DA	2791	C
25	DA	2832	U
25	DA	2834	G
26	DB	24	G
26	DB	66	A

5.4 Non-standard residues in protein, DNA, RNA chains [i](#)

There are no non-standard protein/DNA/RNA residues in this entry.

5.5 Carbohydrates [i](#)

There are no carbohydrates in this entry.

5.6 Ligand geometry [i](#)

Of 1056 ligands modelled in this entry, 1056 are monoatomic - leaving 0 for Mogul analysis.

There are no bond length outliers.

There are no bond angle outliers.

There are no chirality outliers.

There are no torsion outliers.

There are no ring outliers.

No monomer is involved in short contacts.

5.7 Other polymers [i](#)

There are no such residues in this entry.

5.8 Polymer linkage issues [i](#)

There are no chain breaks in this entry.

6 Fit of model and data ⓘ

6.1 Protein, DNA and RNA chains ⓘ

In the following table, the column labelled ‘#RSRZ> 2’ contains the number (and percentage) of RSRZ outliers, followed by percent RSRZ outliers for the chain as percentile scores relative to all X-ray entries and entries of similar resolution. The OWAB column contains the minimum, median, 95th percentile and maximum values of the occupancy-weighted average B-factor per residue. The column labelled ‘Q< 0.9’ lists the number of (and percentage) of residues with an average occupancy less than 0.9.

Mol	Chain	Analysed	<RSRZ>	#RSRZ>2	OWAB(Å ²)	Q<0.9
1	AA	1495/1509 (99%)	0.11	41 (2%) 58 34	43, 73, 89, 96	1 (0%)
1	CA	1504/1509 (99%)	0.18	35 (2%) 64 40	47, 71, 88, 97	1 (0%)
2	AB	235/256 (91%)	0.22	17 (7%) 18 7	65, 75, 82, 88	0
2	CB	235/256 (91%)	0.38	19 (8%) 15 5	66, 76, 82, 85	0
3	AC	207/239 (86%)	0.35	12 (5%) 26 11	67, 75, 82, 86	0
3	CC	207/239 (86%)	0.39	21 (10%) 9 3	67, 75, 81, 84	0
4	AD	208/209 (99%)	-0.06	2 (0%) 84 69	61, 72, 79, 85	0
4	CD	208/209 (99%)	0.00	6 (2%) 55 31	55, 68, 75, 83	0
5	AE	151/162 (93%)	0.27	10 (6%) 22 8	60, 69, 76, 83	0
5	CE	151/162 (93%)	0.22	5 (3%) 50 26	60, 69, 77, 90	0
6	AF	101/101 (100%)	-0.33	1 (0%) 84 69	56, 67, 76, 81	0
6	CF	101/101 (100%)	0.00	2 (1%) 68 46	61, 70, 78, 83	0
7	AG	155/156 (99%)	0.13	8 (5%) 31 13	63, 74, 80, 83	0
7	CG	155/156 (99%)	0.48	14 (9%) 12 4	67, 74, 81, 84	0
8	AH	138/138 (100%)	-0.02	2 (1%) 78 60	56, 69, 74, 79	0
8	CH	138/138 (100%)	0.03	4 (2%) 55 31	57, 70, 76, 82	0
9	AI	127/128 (99%)	0.58	11 (8%) 13 4	66, 77, 83, 87	0
9	CI	127/128 (99%)	1.08	30 (23%) 1 0	70, 77, 83, 86	0
10	AJ	99/105 (94%)	0.88	16 (16%) 3 1	66, 79, 84, 88	0
10	CJ	99/105 (94%)	2.02	48 (48%) 0 0	66, 79, 84, 87	0
11	AK	119/129 (92%)	0.64	11 (9%) 11 4	58, 68, 78, 82	0
11	CK	119/129 (92%)	0.10	4 (3%) 49 24	64, 72, 78, 84	0
12	AL	125/132 (94%)	-0.09	4 (3%) 51 27	53, 67, 76, 85	0
12	CL	125/132 (94%)	0.31	6 (4%) 34 15	56, 65, 74, 84	0

Continued on next page...

Continued from previous page...

Mol	Chain	Analysed	<RSRZ>	#RSRZ>2	OWAB(Å ²)	Q<0.9
13	AM	120/126 (95%)	0.36	10 (8%) 14 5	66, 75, 81, 83	0
13	CM	120/126 (95%)	0.29	7 (5%) 26 11	65, 75, 81, 84	0
14	AN	60/61 (98%)	0.13	2 (3%) 50 26	65, 74, 80, 82	0
14	CN	60/61 (98%)	0.12	1 (1%) 73 52	62, 74, 78, 82	0
15	AO	88/89 (98%)	-0.02	0 100 100	52, 66, 74, 79	0
15	CO	88/89 (98%)	-0.02	1 (1%) 82 66	59, 68, 76, 78	0
16	AP	84/88 (95%)	0.25	7 (8%) 14 5	62, 69, 77, 80	0
16	CP	84/88 (95%)	0.42	2 (2%) 62 39	59, 66, 75, 83	0
17	AQ	100/105 (95%)	0.20	2 (2%) 68 46	59, 68, 75, 76	0
17	CQ	100/105 (95%)	-0.03	0 100 100	58, 68, 76, 78	0
18	AR	70/88 (79%)	0.08	0 100 100	58, 69, 78, 85	0
18	CR	70/88 (79%)	0.53	4 (5%) 27 11	63, 69, 77, 82	0
19	AS	80/93 (86%)	0.43	5 (6%) 23 9	66, 76, 83, 86	0
19	CS	78/93 (83%)	0.61	9 (11%) 6 2	70, 76, 82, 84	0
20	AT	99/106 (93%)	0.31	6 (6%) 25 10	62, 71, 79, 83	0
20	CT	99/106 (93%)	0.33	6 (6%) 25 10	63, 69, 77, 83	0
21	AU	25/27 (92%)	1.21	7 (28%) 1 0	67, 74, 81, 83	0
21	CU	25/27 (92%)	1.70	6 (24%) 1 0	68, 77, 83, 85	0
22	AV	176/184 (95%)	-0.01	5 (2%) 56 32	51, 71, 79, 83	0
22	CV	176/184 (95%)	0.34	10 (5%) 27 11	58, 72, 80, 84	0
23	AW	77/77 (100%)	0.26	2 (2%) 59 35	45, 69, 81, 92	0
23	CW	77/77 (100%)	-0.14	0 100 100	58, 72, 83, 87	0
24	AX	5/5 (100%)	0.77	0 100 100	65, 65, 83, 88	0
24	CX	5/5 (100%)	0.71	1 (20%) 1 0	68, 70, 82, 88	0
25	BA	2767/2915 (94%)	0.09	52 (1%) 70 48	25, 53, 82, 97	0
25	DA	2777/2915 (95%)	0.15	66 (2%) 62 39	38, 65, 85, 97	0
26	BB	119/122 (97%)	-0.17	0 100 100	53, 67, 77, 86	0
26	DB	119/122 (97%)	0.22	3 (2%) 61 37	68, 77, 83, 92	0
27	BC	224/229 (97%)	0.56	18 (8%) 15 5	67, 76, 81, 86	1 (0%)
27	DC	220/229 (96%)	0.58	27 (12%) 5 2	66, 76, 82, 87	1 (0%)
28	BD	274/276 (99%)	-0.04	3 (1%) 82 66	38, 53, 65, 74	0

Continued on next page...

Continued from previous page...

Mol	Chain	Analysed	<RSRZ>	#RSRZ>2	OWAB(Å ²)	Q<0.9
28	DD	274/276 (99%)	0.11	8 (2%) 55 31	42, 59, 70, 77	0
29	BE	205/206 (99%)	-0.02	3 (1%) 76 58	38, 58, 73, 77	0
29	DE	205/206 (99%)	0.18	12 (5%) 26 11	46, 65, 78, 82	0
30	BF	208/210 (99%)	0.23	10 (4%) 34 15	35, 58, 78, 88	0
30	DF	208/210 (99%)	0.17	6 (2%) 55 31	52, 69, 78, 90	0
31	BG	181/182 (99%)	0.06	6 (3%) 50 26	60, 71, 79, 86	0
31	DG	181/182 (99%)	0.43	17 (9%) 11 4	65, 73, 81, 85	0
32	BH	168/180 (93%)	0.12	5 (2%) 54 29	25, 66, 75, 82	0
32	DH	160/180 (88%)	0.77	28 (17%) 2 1	66, 76, 82, 87	0
33	BI	146/148 (98%)	-0.14	2 (1%) 78 60	55, 71, 77, 84	0
33	DI	146/148 (98%)	0.06	4 (2%) 58 34	60, 73, 80, 83	0
34	BN	139/140 (99%)	-0.13	2 (1%) 78 60	46, 59, 72, 77	0
34	DN	139/140 (99%)	0.27	5 (3%) 46 23	60, 70, 77, 82	0
35	BO	122/122 (100%)	-0.16	0 100 100	44, 59, 70, 73	0
35	DO	122/122 (100%)	0.16	1 (0%) 87 75	50, 63, 71, 75	0
36	BP	146/150 (97%)	0.37	5 (3%) 49 24	40, 65, 76, 81	0
36	DP	146/150 (97%)	0.71	17 (11%) 6 2	52, 70, 78, 82	0
37	BQ	139/141 (98%)	-0.11	1 (0%) 89 78	45, 61, 71, 80	0
37	DQ	141/141 (100%)	0.19	5 (3%) 48 23	54, 69, 77, 83	0
38	BR	116/118 (98%)	0.03	1 (0%) 85 72	39, 57, 69, 74	0
38	DR	117/118 (99%)	0.13	0 100 100	50, 63, 73, 78	0
39	BS	101/112 (90%)	0.66	12 (11%) 6 2	49, 69, 74, 80	0
39	DS	99/112 (88%)	0.61	14 (14%) 4 2	63, 72, 79, 86	0
40	BT	138/146 (94%)	0.17	8 (5%) 26 11	52, 65, 79, 83	0
40	DT	138/146 (94%)	0.18	7 (5%) 32 13	56, 67, 81, 84	0
41	BU	117/118 (99%)	0.09	4 (3%) 49 24	41, 54, 68, 78	0
41	DU	117/118 (99%)	0.14	5 (4%) 39 18	55, 67, 76, 81	0
42	BV	101/101 (100%)	-0.13	1 (0%) 84 69	41, 60, 71, 75	0
42	DV	101/101 (100%)	0.43	4 (3%) 42 20	58, 74, 79, 85	0
43	BW	113/113 (100%)	0.01	1 (0%) 85 72	44, 53, 70, 86	0
43	DW	113/113 (100%)	0.01	2 (1%) 71 50	56, 64, 78, 87	0

Continued on next page...

Continued from previous page...

Mol	Chain	Analysed	<RSRZ>	#RSRZ>2	OWAB(Å ²)	Q<0.9
44	BX	94/96 (97%)	0.03	0 100 100	42, 57, 69, 79	0
44	DX	93/96 (96%)	0.14	4 (4%) 39 18	53, 67, 73, 81	0
45	BY	101/110 (91%)	0.08	4 (3%) 42 20	51, 64, 77, 81	0
45	DY	101/110 (91%)	0.49	8 (7%) 15 5	63, 74, 82, 85	0
46	BZ	182/206 (88%)	-0.00	3 (1%) 74 55	56, 70, 78, 83	0
46	DZ	177/206 (85%)	0.51	16 (9%) 12 4	68, 76, 83, 87	0
47	B0	77/85 (90%)	0.17	3 (3%) 43 21	49, 59, 72, 81	0
47	D0	84/85 (98%)	0.47	7 (8%) 14 5	59, 68, 78, 84	0
48	B1	96/98 (97%)	-0.07	0 100 100	42, 60, 72, 77	0
48	D1	94/98 (95%)	0.37	6 (6%) 23 9	50, 64, 75, 78	0
49	B2	71/72 (98%)	-0.16	0 100 100	50, 61, 75, 80	0
49	D2	71/72 (98%)	-0.21	3 (4%) 40 19	60, 71, 79, 87	0
50	B3	59/60 (98%)	0.16	3 (5%) 32 13	45, 59, 71, 74	0
50	D3	60/60 (100%)	0.97	9 (15%) 3 1	62, 72, 82, 85	0
51	B4	31/71 (43%)	0.01	1 (3%) 51 27	69, 75, 80, 86	0
51	D4	31/71 (43%)	0.25	2 (6%) 22 8	67, 74, 81, 84	0
52	B5	57/60 (95%)	-0.20	0 100 100	40, 55, 71, 73	0
52	D5	59/60 (98%)	0.33	5 (8%) 13 4	55, 68, 78, 86	0
53	B6	49/54 (90%)	0.56	7 (14%) 4 2	39, 65, 75, 75	0
53	D6	48/54 (88%)	0.10	3 (6%) 23 9	54, 66, 73, 78	0
54	B7	49/49 (100%)	0.04	0 100 100	35, 46, 69, 76	0
54	D7	49/49 (100%)	0.81	5 (10%) 9 3	47, 58, 77, 83	0
55	B8	63/65 (96%)	0.15	2 (3%) 51 27	43, 56, 69, 75	0
55	D8	62/65 (95%)	0.39	6 (9%) 10 3	54, 62, 68, 76	0
56	B9	36/37 (97%)	0.50	5 (13%) 4 2	52, 59, 69, 71	0
56	D9	36/37 (97%)	0.32	1 (2%) 56 32	60, 69, 76, 82	0
All	All	21272/22210 (95%)	0.19	890 (4%) 40 19	25, 68, 82, 97	4 (0%)

All (890) RSRZ outliers are listed below:

Mol	Chain	Res	Type	RSRZ
1	CA	82	U	10.8
1	CA	83	U	9.4

Continued on next page...

Continued from previous page...

Mol	Chain	Res	Type	RSRZ
25	DA	2802	G	8.8
45	DY	51	VAL	8.4
1	CA	81	U	8.3
25	BA	2802	G	7.9
40	DT	2	ASN	7.6
1	CA	89	C	7.3
49	D2	72	ALA	6.9
52	D5	59	GLU	6.7
23	AW	1	C	6.7
25	BA	2116	G	6.6
11	CK	129	SER	6.6
45	DY	52	SER	6.5
1	CA	84	U	6.5
25	BA	2796	U	6.5
25	DA	2795	G	6.5
31	DG	2	PRO	6.4
22	CV	184	ALA	6.2
25	BA	2799	C	6.2
25	DA	2799	C	6.1
52	D5	58	LEU	6.0
11	AK	129	SER	6.0
10	CJ	10	GLY	6.0
10	AJ	73	ASP	5.9
2	CB	131	PRO	5.8
1	CA	88	A	5.8
25	DA	2796	U	5.8
45	DY	55	TYR	5.7
10	CJ	34	VAL	5.7
25	BA	2115	G	5.7
19	AS	59	PRO	5.6
1	CA	1001(A)	G	5.5
10	CJ	70	ARG	5.5
22	CV	138	GLY	5.5
10	CJ	73	ASP	5.5
1	AA	1002	G	5.5
10	CJ	24	VAL	5.5
25	DA	1046	A	5.4
9	CI	3	GLN	5.4
1	AA	1030(B)	C	5.4
10	CJ	36	GLY	5.4
25	BA	886	C	5.4
12	CL	126	ALA	5.3

Continued on next page...

Continued from previous page...

Mol	Chain	Res	Type	RSRZ
31	BG	2	PRO	5.3
25	DA	2894	G	5.3
10	CJ	8	LEU	5.2
25	DA	2801(A)	A	5.2
55	D8	35	GLN	5.2
25	DA	2794	C	5.2
1	CA	1030	C	5.2
31	DG	49	ASP	5.2
1	CA	80	G	5.2
25	DA	272(J)	C	5.1
1	AA	1030(C)	G	5.1
40	DT	1	MET	5.1
25	BA	1174	A	5.1
25	DA	2793	G	5.0
37	DQ	140	ALA	4.9
25	BA	2801	A	4.9
1	CA	1029	C	4.9
25	DA	2174	C	4.9
14	CN	2	ALA	4.9
22	CV	31	GLY	4.9
25	DA	2803	C	4.8
50	D3	2	PRO	4.8
36	BP	150	ALA	4.8
44	DX	64	LYS	4.8
32	DH	123	PHE	4.8
25	BA	2117	A	4.7
10	CJ	71	LEU	4.7
30	BF	25	PRO	4.7
2	CB	133	LYS	4.7
50	D3	28	LEU	4.7
47	B0	84	ALA	4.7
46	DZ	95	VAL	4.7
54	D7	1	MET	4.7
41	BU	118	GLY	4.7
46	DZ	158	PRO	4.6
9	CI	66	ARG	4.6
36	DP	104	GLY	4.6
9	CI	64	THR	4.5
25	DA	2801	A	4.5
36	DP	105	LEU	4.5
2	CB	130	ARG	4.5
25	BA	2801(A)	A	4.5

Continued on next page...

Continued from previous page...

Mol	Chain	Res	Type	RSRZ
25	BA	1173	G	4.5
10	CJ	21	GLN	4.4
1	AA	1030(A)	G	4.4
25	BA	1176	G	4.4
1	CA	1001	A	4.4
25	BA	2126	A	4.4
1	AA	1003	G	4.4
9	CI	19	LEU	4.4
10	AJ	77	PRO	4.4
3	AC	190	ARG	4.3
11	CK	128	ALA	4.3
29	DE	205	ALA	4.3
25	BA	1509	C	4.3
45	BY	63	LYS	4.3
10	CJ	35	SER	4.3
21	CU	5	ASP	4.3
10	CJ	33	GLN	4.3
25	BA	888	C	4.3
1	CA	1003	G	4.3
30	DF	10	PRO	4.3
30	DF	12	LEU	4.2
40	BT	40	THR	4.2
3	AC	60	ALA	4.2
27	BC	64	SER	4.2
9	CI	4	TYR	4.2
27	DC	15	VAL	4.2
31	DG	50	ALA	4.2
1	CA	1030(A)	G	4.2
39	DS	52	SER	4.1
2	CB	132	LYS	4.1
9	CI	62	TYR	4.1
1	CA	1026	G	4.1
9	AI	41	VAL	4.1
10	CJ	69	ASN	4.1
10	AJ	3	LYS	4.1
1	CA	1002	G	4.1
29	DE	1	MET	4.0
39	DS	49	VAL	4.0
48	D1	93	GLU	4.0
25	DA	645	C	4.0
10	CJ	19	SER	4.0
7	CG	81	GLY	4.0

Continued on next page...

Continued from previous page...

Mol	Chain	Res	Type	RSRZ
21	AU	16	GLY	4.0
1	AA	1224	G	4.0
10	AJ	74	ILE	4.0
37	DQ	141	GLN	4.0
7	CG	2	ALA	4.0
27	DC	160	GLY	4.0
10	CJ	27	ALA	3.9
27	DC	206	LYS	3.9
25	BA	1109	C	3.9
3	CC	100	ALA	3.9
25	BA	887	A	3.9
7	CG	80	VAL	3.9
5	CE	154	GLY	3.9
9	AI	104	ARG	3.9
22	AV	147	GLY	3.9
25	DA	229	A	3.9
25	DA	2116	G	3.9
10	AJ	4	ILE	3.9
1	CA	1447	A	3.9
25	BA	11	G	3.9
1	AA	1452	C	3.9
1	CA	91	C	3.9
33	DI	12	LEU	3.9
1	AA	1030	C	3.9
30	BF	7	TYR	3.9
30	BF	2	LYS	3.9
20	CT	101	GLY	3.9
19	AS	10	PHE	3.8
25	BA	2795	G	3.8
25	BA	1508	A	3.8
46	DZ	127	VAL	3.8
5	AE	118	ILE	3.8
5	AE	71	LEU	3.8
36	DP	87	ASP	3.8
10	CJ	23	ILE	3.8
31	BG	26	GLN	3.8
10	CJ	17	ASP	3.8
16	CP	29	ASP	3.8
30	BF	24	LEU	3.7
46	DZ	96	GLU	3.7
13	AM	102	ARG	3.7
18	CR	32	ARG	3.7

Continued on next page...

Continued from previous page...

Mol	Chain	Res	Type	RSRZ
29	DE	204	ALA	3.7
25	DA	2804	C	3.7
46	DZ	94	PRO	3.7
27	DC	65	LEU	3.7
3	AC	207	VAL	3.7
27	DC	35	THR	3.7
31	DG	48	GLU	3.6
9	CI	67	GLY	3.6
22	AV	184	ALA	3.6
9	CI	7	THR	3.6
30	BF	11	VAL	3.6
25	DA	1509	C	3.6
9	CI	81	ILE	3.6
27	DC	29	LEU	3.6
7	AG	8	GLU	3.6
46	BZ	160	VAL	3.6
21	AU	17	THR	3.5
32	DH	148	ILE	3.5
56	B9	37	GLY	3.5
3	CC	68	VAL	3.5
29	DE	143	ASN	3.5
25	DA	1045	A	3.5
1	AA	1024	G	3.5
10	CJ	94	VAL	3.5
16	AP	13	HIS	3.5
36	DP	150	ALA	3.5
30	BF	23	ASP	3.5
30	DF	181	LEU	3.5
25	DA	2310	A	3.5
6	CF	97	PHE	3.5
21	AU	26	LYS	3.5
25	DA	1114	G	3.5
10	CJ	9	ARG	3.5
27	DC	219	MET	3.5
7	AG	154	TYR	3.5
46	DZ	133	PRO	3.4
54	D7	42	LEU	3.4
30	DF	25	PRO	3.4
27	DC	69	LEU	3.4
46	DZ	132	ILE	3.4
21	CU	11	GLY	3.4
56	B9	5	ALA	3.4

Continued on next page...

Continued from previous page...

Mol	Chain	Res	Type	RSRZ
1	AA	1001(A)	G	3.4
25	BA	655	A	3.4
12	CL	90	LEU	3.4
25	BA	885	C	3.4
55	B8	63	PRO	3.4
7	CG	115	ARG	3.4
5	CE	31	LEU	3.4
39	DS	48	LEU	3.4
27	DC	23	ILE	3.4
11	AK	127	LYS	3.4
5	AE	81	GLU	3.4
6	AF	101	ALA	3.4
3	CC	149	ALA	3.4
10	CJ	54	PHE	3.4
4	CD	41	GLY	3.4
3	CC	192	THR	3.4
10	AJ	86	MET	3.4
39	DS	73	LEU	3.4
17	AQ	5	VAL	3.3
52	D5	2	ALA	3.3
25	BA	2803	C	3.3
25	DA	1043	C	3.3
19	CS	47	HIS	3.3
39	BS	31	SER	3.3
36	BP	149	GLU	3.3
9	CI	15	ALA	3.3
43	DW	113	LYS	3.3
1	CA	1030(B)	C	3.3
1	CA	1531	A	3.3
1	AA	1028	C	3.3
18	CR	31	LEU	3.3
10	CJ	72	VAL	3.3
56	D9	37	GLY	3.3
36	BP	51	PHE	3.3
27	DC	67	HIS	3.3
3	AC	44	GLU	3.3
7	CG	75	VAL	3.3
21	CU	17	THR	3.3
1	AA	1035	A	3.2
9	CI	20	ARG	3.2
25	DA	1053	C	3.2
25	BA	2794	C	3.2

Continued on next page...

Continued from previous page...

Mol	Chain	Res	Type	RSRZ
51	D4	50	THR	3.2
7	AG	33	ASP	3.2
32	DH	169	VAL	3.2
10	AJ	24	VAL	3.2
27	DC	33	LEU	3.2
27	DC	71	LYS	3.2
7	CG	71	PRO	3.2
1	CA	1004	A	3.2
50	B3	38	GLU	3.2
4	CD	42	GLN	3.2
27	DC	207	GLY	3.2
39	DS	46	VAL	3.2
1	CA	1034	G	3.2
11	CK	11	LYS	3.2
12	AL	125	ALA	3.2
45	BY	55	TYR	3.2
2	CB	63	MET	3.2
32	DH	19	VAL	3.2
25	BA	900	A	3.2
10	CJ	28	ARG	3.2
32	DH	24	VAL	3.2
10	CJ	40	LEU	3.2
36	DP	110	TYR	3.2
3	AC	39	ILE	3.2
1	AA	1005	A	3.2
21	CU	26	LYS	3.2
9	CI	17	VAL	3.2
25	DA	1107	G	3.2
25	DA	1232	G	3.2
29	DE	69	LYS	3.2
1	AA	1447	A	3.1
9	CI	18	PHE	3.1
40	BT	135	ALA	3.1
32	DH	81	GLU	3.1
15	CO	22	THR	3.1
3	AC	188	LEU	3.1
46	DZ	111	ARG	3.1
10	CJ	20	ALA	3.1
45	DY	53	PRO	3.1
46	DZ	97	MET	3.1
26	DB	88	C	3.1
36	DP	120	ALA	3.1

Continued on next page...

Continued from previous page...

Mol	Chain	Res	Type	RSRZ
23	AW	47	U	3.1
25	DA	1108	U	3.1
25	DA	1174	A	3.1
50	D3	29	ARG	3.1
10	CJ	55	LYS	3.1
16	AP	31	LYS	3.1
41	BU	117	GLN	3.1
1	CA	1035	A	3.1
9	AI	39	GLY	3.1
13	CM	101	GLN	3.1
32	DH	55	PRO	3.1
50	D3	19	GLN	3.1
3	AC	43	LEU	3.1
10	CJ	59	SER	3.1
8	AH	1	MET	3.1
9	CI	61	ALA	3.1
27	BC	112	ASP	3.1
21	AU	2	GLY	3.1
32	DH	85	LYS	3.1
32	DH	56	SER	3.1
25	DA	274	G	3.1
31	BG	49	ASP	3.1
50	B3	39	ASP	3.1
9	CI	56	LEU	3.0
27	BC	30	VAL	3.0
25	BA	2793	G	3.0
27	DC	70	GLY	3.0
1	AA	1027	C	3.0
42	DV	36	PRO	3.0
5	AE	79	GLU	3.0
4	CD	209	ARG	3.0
8	AH	116	LYS	3.0
54	D7	46	VAL	3.0
27	DC	68	GLY	3.0
27	DC	9	ARG	3.0
25	DA	1743	C	3.0
36	DP	125	VAL	3.0
7	AG	82	GLY	3.0
9	CI	101	PHE	3.0
19	CS	10	PHE	3.0
47	D0	2	ALA	3.0
2	AB	132	LYS	3.0

Continued on next page...

Continued from previous page...

Mol	Chain	Res	Type	RSRZ
9	AI	4	TYR	3.0
9	AI	23	ASN	3.0
10	CJ	12	ASP	3.0
27	BC	163	GLU	3.0
36	DP	27	HIS	3.0
32	BH	110	SER	3.0
2	CB	40	HIS	3.0
33	BI	7	GLU	3.0
54	D7	48	LYS	3.0
1	AA	79	G	3.0
25	DA	2792	G	3.0
32	DH	51	ARG	3.0
32	DH	26	VAL	3.0
2	CB	112	VAL	2.9
21	CU	25	LYS	2.9
25	DA	100	G	2.9
12	CL	41	THR	2.9
40	DT	27	THR	2.9
10	CJ	77	PRO	2.9
20	CT	26	ASN	2.9
50	D3	59	VAL	2.9
1	AA	1017	G	2.9
16	AP	17	TYR	2.9
50	D3	23	LEU	2.9
31	DG	126	ASP	2.9
20	AT	80	ARG	2.9
32	DH	145	ALA	2.9
46	DZ	81	ARG	2.9
47	D0	74	ARG	2.9
39	BS	108	GLY	2.9
1	AA	1026	G	2.9
10	CJ	15	THR	2.9
27	DC	30	VAL	2.9
46	DZ	112	ALA	2.9
47	B0	8	SER	2.9
10	AJ	72	VAL	2.9
25	DA	277	C	2.9
2	CB	7	VAL	2.9
52	D5	60	VAL	2.9
25	DA	2173	A	2.9
34	BN	8	GLN	2.9
53	B6	23	THR	2.9

Continued on next page...

Continued from previous page...

Mol	Chain	Res	Type	RSRZ
3	AC	179	ARG	2.9
27	BC	208	THR	2.9
2	AB	21	ARG	2.9
10	AJ	23	ILE	2.9
48	D1	34	THR	2.9
1	CA	1027	C	2.9
27	BC	69	LEU	2.8
32	BH	104	GLU	2.8
32	DH	44	VAL	2.8
53	D6	23	THR	2.8
3	AC	193	TYR	2.8
10	CJ	7	LYS	2.8
47	D0	42	GLY	2.8
45	DY	56	PRO	2.8
10	AJ	5	ARG	2.8
16	AP	38	TYR	2.8
25	BA	2162	G	2.8
25	BA	1532	C	2.8
10	CJ	67	THR	2.8
1	AA	1034	G	2.8
28	BD	33	LEU	2.8
29	BE	76	ARG	2.8
20	CT	104	LEU	2.8
21	CU	6	ARG	2.8
25	DA	279	C	2.8
32	DH	41	MET	2.8
40	BT	1	MET	2.8
55	D8	23	VAL	2.8
7	CG	84	ASN	2.8
10	CJ	98	ILE	2.8
27	BC	70	GLY	2.8
7	CG	3	ARG	2.8
10	CJ	22	LYS	2.8
25	BA	1107	G	2.8
25	DA	2117	A	2.8
27	BC	118	PRO	2.8
16	CP	22	THR	2.8
29	DE	2	LYS	2.8
55	D8	28	GLY	2.8
2	AB	232	PRO	2.8
9	CI	96	LEU	2.8
10	AJ	85	LEU	2.8

Continued on next page...

Continued from previous page...

Mol	Chain	Res	Type	RSRZ
20	CT	99	LEU	2.8
39	BS	29	PHE	2.8
25	DA	2175	C	2.8
25	DA	2186	G	2.8
32	DH	47	GLU	2.8
37	BQ	80	GLU	2.8
10	AJ	76	ASN	2.8
45	DY	86	ARG	2.8
8	CH	130	GLY	2.8
30	BF	12	LEU	2.8
2	AB	133	LYS	2.8
2	CB	218	ALA	2.8
25	DA	2124	G	2.8
10	CJ	89	ASP	2.7
27	DC	89	GLU	2.7
51	D4	56	GLU	2.7
32	DH	101	ARG	2.7
27	BC	73	VAL	2.7
29	BE	187	ALA	2.7
1	AA	1029	C	2.7
11	CK	49	GLY	2.7
28	BD	26	LYS	2.7
27	BC	42	VAL	2.7
25	DA	1049	C	2.7
25	BA	1509(A)	A	2.7
32	DH	45	VAL	2.7
25	BA	2792	G	2.7
2	CB	134	GLU	2.7
7	CG	156	TRP	2.7
10	AJ	91	PRO	2.7
18	CR	23	LYS	2.7
13	CM	100	GLY	2.7
11	AK	117	ASN	2.7
25	BA	2207	G	2.7
28	DD	244	ARG	2.7
2	CB	41	ILE	2.7
10	AJ	35	SER	2.7
8	CH	131	GLY	2.7
27	BC	221	PRO	2.7
13	AM	103	THR	2.7
39	BS	36	TYR	2.7
41	DU	3	ARG	2.7

Continued on next page...

Continued from previous page...

Mol	Chain	Res	Type	RSRZ
6	CF	101	ALA	2.7
2	AB	128	GLU	2.7
7	AG	16	LEU	2.7
9	AI	81	ILE	2.7
10	CJ	97	GLU	2.7
42	DV	101	GLY	2.7
22	CV	46	THR	2.7
30	BF	158	THR	2.7
13	AM	98	VAL	2.7
3	CC	101	LEU	2.7
1	CA	427	U	2.7
10	CJ	91	PRO	2.7
12	AL	16	ARG	2.7
22	CV	176	ARG	2.7
27	DC	82	GLU	2.7
53	B6	24	GLU	2.7
20	AT	60	GLU	2.6
27	BC	33	LEU	2.6
39	DS	51	ALA	2.6
2	AB	96	ARG	2.6
32	DH	43	VAL	2.6
46	BZ	117	GLN	2.6
10	CJ	90	LEU	2.6
55	B8	48	PHE	2.6
10	CJ	37	PRO	2.6
3	CC	150	LYS	2.6
2	CB	230	VAL	2.6
39	DS	50	SER	2.6
47	D0	23	VAL	2.6
19	CS	43	GLU	2.6
1	AA	1456	G	2.6
10	CJ	93	GLY	2.6
1	AA	1286	A	2.6
10	CJ	96	ILE	2.6
11	AK	126	ARG	2.6
32	DH	17	VAL	2.6
32	DH	76	VAL	2.6
5	AE	92	LYS	2.6
5	AE	97	GLY	2.6
10	AJ	27	ALA	2.6
11	AK	19	ALA	2.6
19	CS	28	LYS	2.6

Continued on next page...

Continued from previous page...

Mol	Chain	Res	Type	RSRZ
50	B3	2	PRO	2.6
22	CV	127	VAL	2.6
25	DA	2120	G	2.6
2	AB	131	PRO	2.6
36	DP	126	VAL	2.6
5	CE	155	GLU	2.6
25	DA	2110	G	2.6
40	BT	27	THR	2.6
7	AG	81	GLY	2.6
9	CI	8	GLY	2.6
19	AS	76	PRO	2.6
2	AB	122	PHE	2.6
13	CM	34	LEU	2.6
39	BS	30	ARG	2.6
25	DA	281	G	2.6
4	CD	134	ASP	2.6
22	CV	113	ASP	2.6
47	D0	3	HIS	2.6
19	AS	4	SER	2.6
1	AA	1036	G	2.6
25	BA	2160	G	2.6
1	AA	91	C	2.6
1	AA	1119	C	2.6
2	AB	124	SER	2.6
2	CB	229	VAL	2.6
9	CI	41	VAL	2.6
9	CI	65	VAL	2.6
13	CM	98	VAL	2.6
31	DG	93	THR	2.6
30	BF	10	PRO	2.6
17	AQ	15	MET	2.5
1	AA	915	A	2.5
1	AA	1004	A	2.5
45	BY	54	LYS	2.5
1	AA	220	G	2.5
1	CA	951	G	2.5
1	CA	1028	C	2.5
3	CC	67	THR	2.5
33	DI	85	GLU	2.5
46	BZ	103	PHE	2.5
30	BF	1	MET	2.5
22	CV	172	LYS	2.5

Continued on next page...

Continued from previous page...

Mol	Chain	Res	Type	RSRZ
25	BA	271(N)	U	2.5
10	CJ	68	HIS	2.5
39	DS	40	ILE	2.5
1	CA	439	A	2.5
41	DU	90	VAL	2.5
33	DI	35	LEU	2.5
1	CA	90	U	2.5
48	D1	18	ILE	2.5
25	BA	1743	C	2.5
32	DH	170	ARG	2.5
25	DA	1719	G	2.5
32	DH	53	GLU	2.5
5	AE	91	LEU	2.5
47	D0	41	ARG	2.5
53	B6	42	TRP	2.5
29	DE	83	ASP	2.5
1	CA	1257	U	2.5
25	DA	2791	C	2.5
40	DT	6	LEU	2.5
28	DD	262	ARG	2.5
40	DT	92	GLY	2.5
20	AT	82	SER	2.5
56	B9	6	SER	2.5
39	DS	34	HIS	2.5
25	DA	896	A	2.5
3	CC	103	VAL	2.5
39	BS	23	ARG	2.5
11	AK	17	GLY	2.5
25	DA	1048	A	2.5
10	CJ	41	PRO	2.5
31	DG	3	LEU	2.5
19	CS	38	SER	2.5
45	DY	48	ALA	2.5
44	DX	65	ARG	2.5
11	AK	80	VAL	2.5
52	D5	57	VAL	2.5
1	AA	1223	C	2.5
9	CI	6	GLY	2.5
2	AB	7	VAL	2.5
3	AC	206	GLU	2.5
9	CI	2	GLU	2.5
2	AB	44	LEU	2.5

Continued on next page...

Continued from previous page...

Mol	Chain	Res	Type	RSRZ
5	CE	20	GLN	2.5
8	CH	1	MET	2.5
9	AI	105	ASP	2.5
19	CS	44	MET	2.5
46	DZ	79	ARG	2.5
22	CV	44	LEU	2.5
1	AA	1257	U	2.4
21	AU	18	TYR	2.4
25	DA	2893	G	2.4
39	BS	109	GLY	2.4
43	BW	112	GLY	2.4
1	AA	1001	A	2.4
25	BA	2111	C	2.4
4	AD	139	ARG	2.4
32	DH	42	ARG	2.4
24	CX	1	A	2.4
29	DE	85	ASN	2.4
18	CR	22	VAL	2.4
25	DA	2118	U	2.4
53	B6	40	CYS	2.4
1	CA	1033	G	2.4
25	DA	2119	A	2.4
39	DS	54	LEU	2.4
1	AA	1020	U	2.4
39	DS	41	ASP	2.4
29	DE	76	ARG	2.4
39	DS	37	ALA	2.4
3	CC	98	ASN	2.4
14	AN	14	PRO	2.4
20	CT	100	ILE	2.4
53	D6	40	CYS	2.4
34	DN	54	VAL	2.4
9	CI	16	ARG	2.4
32	DH	83	TYR	2.4
42	BV	36	PRO	2.4
5	AE	117	ASP	2.4
56	B9	7	VAL	2.4
3	CC	50	ALA	2.4
13	CM	84	ILE	2.4
2	AB	28	PHE	2.4
28	DD	260	ARG	2.4
53	B6	50	ARG	2.4

Continued on next page...

Continued from previous page...

Mol	Chain	Res	Type	RSRZ
36	DP	71	VAL	2.4
20	AT	9	ASN	2.4
13	CM	2	ALA	2.4
27	DC	13	GLU	2.4
27	DC	85	LYS	2.4
3	CC	87	LEU	2.4
27	BC	41	THR	2.4
2	CB	26	PRO	2.4
1	CA	723	U	2.4
25	BA	884	C	2.4
49	D2	71	ASN	2.4
3	CC	80	GLY	2.4
11	AK	128	ALA	2.4
27	BC	186	LEU	2.4
32	BH	123	PHE	2.4
40	DT	99	LEU	2.4
2	CB	111	ARG	2.3
34	DN	119	ARG	2.3
39	BS	33	LYS	2.3
31	BG	138	GLN	2.3
44	DX	62	LYS	2.3
7	AG	2	ALA	2.3
39	BS	54	LEU	2.3
7	CG	110	GLN	2.3
25	BA	2114	A	2.3
25	DA	92	A	2.3
28	DD	83	GLU	2.3
41	DU	89	GLU	2.3
9	CI	126	SER	2.3
9	CI	63	ILE	2.3
2	AB	129	GLU	2.3
12	CL	81	LEU	2.3
25	DA	283	A	2.3
27	DC	205	ALA	2.3
28	DD	147	LEU	2.3
31	DG	63	ILE	2.3
36	DP	89	ALA	2.3
14	AN	29	ARG	2.3
51	B4	66	HIS	2.3
31	DG	150	ASP	2.3
19	CS	24	ALA	2.3
3	CC	76	VAL	2.3

Continued on next page...

Continued from previous page...

Mol	Chain	Res	Type	RSRZ
25	BA	894	C	2.3
28	DD	28	GLU	2.3
33	BI	70	GLU	2.3
40	BT	137	LYS	2.3
1	AA	1260	C	2.3
25	BA	360	G	2.3
55	D8	34	TRP	2.3
3	CC	81	GLY	2.3
32	DH	87	LEU	2.3
25	BA	893	C	2.3
36	DP	82	GLY	2.3
1	AA	73	G	2.3
53	B6	22	ALA	2.3
7	CG	33	ASP	2.3
11	AK	81	ASP	2.3
3	AC	192	THR	2.3
20	AT	62	LEU	2.3
2	CB	35	GLU	2.3
25	BA	1171	G	2.3
16	AP	44	THR	2.3
32	DH	105	LEU	2.3
36	BP	30	THR	2.3
8	CH	129	VAL	2.3
22	AV	181	VAL	2.3
27	BC	113	ALA	2.3
1	AA	92	C	2.3
37	DQ	48	GLU	2.3
48	D1	20	ARG	2.3
13	AM	4	ILE	2.3
39	BS	28	VAL	2.3
3	CC	61	ALA	2.2
46	DZ	19	ARG	2.2
13	AM	84	ILE	2.2
2	AB	123	ALA	2.2
29	DE	46	ALA	2.2
10	CJ	25	GLU	2.2
25	BA	6	A	2.2
25	BA	899	A	2.2
25	DA	330	A	2.2
19	CS	25	LYS	2.2
34	BN	130	HIS	2.2
36	DP	83	VAL	2.2

Continued on next page...

Continued from previous page...

Mol	Chain	Res	Type	RSRZ
10	CJ	95	GLU	2.2
25	BA	2109	U	2.2
27	DC	32	GLU	2.2
3	CC	63	ASN	2.2
21	AU	10	ARG	2.2
25	BA	1106	G	2.2
32	BH	115	VAL	2.2
28	DD	30	GLU	2.2
37	DQ	107	ALA	2.2
9	AI	25	LYS	2.2
55	D8	17	THR	2.2
36	DP	102	ARG	2.2
47	D0	45	PHE	2.2
9	CI	36	TYR	2.2
40	BT	32	TYR	2.2
34	DN	52	VAL	2.2
10	CJ	99	LYS	2.2
25	DA	1209	G	2.2
7	CG	62	PHE	2.2
31	DG	94	LEU	2.2
2	CB	31	TYR	2.2
53	B6	29	ASN	2.2
48	D1	81	LYS	2.2
25	DA	1445	A	2.2
25	DA	2790	A	2.2
1	CA	1530	G	2.2
46	DZ	51	SER	2.2
25	BA	645	C	2.2
11	AK	82	VAL	2.2
16	AP	39	TYR	2.2
31	DG	47	LYS	2.2
2	CB	137	ARG	2.2
4	AD	209	ARG	2.2
7	AG	58	PRO	2.2
16	AP	41	PRO	2.2
25	DA	2207	G	2.2
36	BP	120	ALA	2.2
10	CJ	16	LEU	2.2
50	D3	26	LEU	2.2
4	CD	189	PRO	2.2
9	AI	106	ALA	2.2
12	AL	126	ALA	2.2

Continued on next page...

Continued from previous page...

Mol	Chain	Res	Type	RSRZ
12	CL	125	ALA	2.2
36	DP	68	GLN	2.2
2	AB	10	LEU	2.2
9	CI	57	GLY	2.2
12	AL	25	LYS	2.2
25	DA	280	C	2.2
56	B9	28	GLU	2.2
28	DD	253	GLN	2.2
44	DX	63	LYS	2.2
38	BR	69	ASP	2.2
2	AB	126	GLU	2.2
13	CM	102	ARG	2.2
54	D7	47	ARG	2.2
7	CG	83	ALA	2.2
31	BG	84	LYS	2.2
40	BT	136	GLN	2.2
5	AE	70	PRO	2.2
32	DH	126	PRO	2.2
34	DN	26	LEU	2.2
3	AC	208	ILE	2.2
19	AS	29	ARG	2.1
30	DF	175	THR	2.1
31	BG	136	ARG	2.1
1	CA	1127	G	2.1
9	AI	60	ASP	2.1
10	CJ	6	ILE	2.1
4	CD	4	TYR	2.1
53	D6	42	TRP	2.1
1	AA	999	C	2.1
13	AM	52	GLU	2.1
25	DA	2480	C	2.1
7	CG	68	ASN	2.1
9	CI	29	ASN	2.1
34	DN	50	ASP	2.1
1	AA	65	U	2.1
9	CI	43	ALA	2.1
13	AM	30	ALA	2.1
27	DC	159	ALA	2.1
46	DZ	43	PHE	2.1
3	CC	52	LEU	2.1
45	DY	50	ARG	2.1
3	CC	65	ALA	2.1

Continued on next page...

Continued from previous page...

Mol	Chain	Res	Type	RSRZ
22	AV	33	GLY	2.1
1	AA	1032	G	2.1
2	CB	136	VAL	2.1
5	AE	80	ILE	2.1
41	DU	108	GLU	2.1
25	DA	311	A	2.1
25	DA	2062	A	2.1
9	CI	47	LEU	2.1
27	BC	167	ASP	2.1
5	CE	95	ALA	2.1
1	AA	1040	U	2.1
28	BD	244	ARG	2.1
22	CV	123	THR	2.1
25	BA	1030	G	2.1
27	BC	65	LEU	2.1
39	DS	58	LEU	2.1
41	BU	114	LYS	2.1
25	BA	2119	A	2.1
43	DW	112	GLY	2.1
13	AM	57	ARG	2.1
36	DP	114	ILE	2.1
27	DC	221	PRO	2.1
39	DS	56	LEU	2.1
50	D3	20	LYS	2.1
3	CC	51	GLY	2.1
31	DG	37	VAL	2.1
19	CS	5	LEU	2.1
39	BS	32	LEU	2.1
29	DE	68	ALA	2.1
31	DG	158	ALA	2.1
27	DC	18	ASN	2.1
29	BE	77	ILE	2.1
48	D1	19	GLN	2.1
45	BY	94	LYS	2.1
10	CJ	85	LEU	2.1
25	DA	1052	C	2.1
26	DB	64	C	2.1
2	AB	231	GLU	2.1
40	DT	36	GLU	2.1
21	AU	25	LYS	2.1
27	DC	66	PRO	2.1
42	DV	44	LYS	2.1

Continued on next page...

Continued from previous page...

Mol	Chain	Res	Type	RSRZ
25	BA	2166	G	2.1
25	DA	1742	G	2.1
26	DB	27	C	2.1
10	AJ	100	THR	2.1
29	DE	84	PHE	2.1
50	D3	8	LEU	2.1
12	CL	13	GLU	2.1
42	DV	34	GLU	2.1
10	CJ	26	ALA	2.1
13	AM	51	ALA	2.1
27	BC	200	HIS	2.0
32	BH	111	HIS	2.0
1	CA	1286	A	2.0
37	DQ	10	ARG	2.0
40	BT	114	LEU	2.0
9	AI	17	VAL	2.0
11	AK	89	ALA	2.0
31	DG	155	MET	2.0
32	DH	52	VAL	2.0
39	BS	107	GLU	2.0
25	DA	1047	G	2.0
25	DA	1219	G	2.0
31	DG	46	ALA	2.0
31	DG	88	ILE	2.0
49	D2	7	ARG	2.0
22	AV	16	ASP	2.0
35	DO	12	ASP	2.0
20	CT	103	GLY	2.0
30	DF	163	VAL	2.0
41	BU	6	THR	2.0
1	AA	1398	A	2.0
25	BA	1847	A	2.0
31	DG	43	LEU	2.0
36	DP	100	LEU	2.0
55	D8	32	LEU	2.0
1	CA	1131	G	2.0
3	CC	200	ALA	2.0
47	B0	40	ARG	2.0
20	AT	38	LYS	2.0
25	BA	2171	A	2.0
25	DA	893	C	2.0
25	DA	2628	C	2.0

Continued on next page...

Continued from previous page...

Mol	Chain	Res	Type	RSRZ
13	AM	8	GLU	2.0
3	CC	152	ILE	2.0
41	DU	94	ASN	2.0
46	DZ	50	ALA	2.0
1	AA	841	U	2.0
33	DI	30	LEU	2.0

6.2 Non-standard residues in protein, DNA, RNA chains [i](#)

There are no non-standard protein/DNA/RNA residues in this entry.

6.3 Carbohydrates [i](#)

There are no carbohydrates in this entry.

6.4 Ligands [i](#)

In the following table, the Atoms column lists the number of modelled atoms in the group and the number defined in the chemical component dictionary. LLDF column lists the quality of electron density of the group with respect to its neighbouring residues in protein, DNA or RNA chains. The B-factors column lists the minimum, median, 95th percentile and maximum values of B factors of atoms in the group. The column labelled 'Q< 0.9' lists the number of atoms with occupancy less than 0.9.

Mol	Type	Chain	Res	Atoms	RSCC	RSR	LLDF	B-factors(Å ²)	Q<0.9
57	MG	BA	3086	1/1	0.75	1.91	120.67	130,130,130,130	0
57	MG	BA	3022	1/1	0.18	2.23	103.30	205,205,205,205	0
57	MG	BA	3139	1/1	0.43	0.88	42.54	72,72,72,72	0
57	MG	BA	3117	1/1	0.93	0.60	34.00	42,42,42,42	0
57	MG	BA	3077	1/1	0.90	0.82	33.46	63,63,63,63	0
57	MG	DA	3036	1/1	0.98	0.49	32.84	27,27,27,27	0
57	MG	DA	3007	1/1	0.96	0.43	29.74	54,54,54,54	0
57	MG	DA	3159	1/1	0.98	0.48	28.18	38,38,38,38	0
57	MG	BA	3419	1/1	0.94	0.40	28.11	44,44,44,44	0
57	MG	BA	3061	1/1	0.94	0.39	27.45	25,25,25,25	0
57	MG	BA	3188	1/1	0.68	0.85	26.54	87,87,87,87	0
57	MG	BA	3041	1/1	0.95	0.47	23.46	44,44,44,44	0
57	MG	BA	3057	1/1	0.92	0.41	22.89	39,39,39,39	0
57	MG	BA	3081	1/1	0.93	0.48	22.78	16,16,16,16	0
57	MG	BA	3052	1/1	0.69	0.45	22.70	30,30,30,30	0

Continued on next page...

Continued from previous page...

Mol	Type	Chain	Res	Atoms	RSCC	RSR	LLDF	B-factors(\AA^2)	Q<0.9
57	MG	DA	3002	1/1	0.98	0.66	22.20	37,37,37,37	0
57	MG	BA	3159	1/1	0.96	0.49	21.84	29,29,29,29	0
57	MG	DA	3156	1/1	0.96	0.83	21.75	58,58,58,58	0
57	MG	BA	3099	1/1	0.96	0.48	21.08	29,29,29,29	0
57	MG	AA	1635	1/1	0.93	0.43	20.17	31,31,31,31	0
57	MG	DA	3012	1/1	0.97	0.49	19.85	28,28,28,28	0
57	MG	BA	3186	1/1	0.97	0.54	19.61	24,24,24,24	0
57	MG	BA	3054	1/1	0.94	0.47	19.38	33,33,33,33	0
57	MG	DA	3033	1/1	0.70	0.59	19.19	59,59,59,59	0
57	MG	BA	3210	1/1	0.95	0.31	18.81	24,24,24,24	0
57	MG	BA	3333	1/1	0.94	0.61	18.40	77,77,77,77	0
57	MG	BA	3030	1/1	0.93	0.42	17.83	37,37,37,37	0
57	MG	DA	3072	1/1	0.48	0.51	17.67	72,72,72,72	0
57	MG	DA	3290	1/1	0.90	0.54	17.66	50,50,50,50	0
57	MG	DA	3017	1/1	0.93	0.41	16.55	21,21,21,21	0
57	MG	BA	3004	1/1	0.98	0.57	16.49	61,61,61,61	0
57	MG	BA	3133	1/1	0.75	0.37	16.47	60,60,60,60	0
57	MG	DA	3107	1/1	0.68	0.42	16.45	64,64,64,64	0
57	MG	DA	3149	1/1	0.84	0.49	15.98	38,38,38,38	0
57	MG	CA	1608	1/1	0.69	0.70	15.92	52,52,52,52	0
57	MG	DA	3184	1/1	0.67	0.36	15.65	54,54,54,54	0
57	MG	BA	3102	1/1	0.98	0.55	15.55	33,33,33,33	0
57	MG	BA	3181	1/1	0.93	0.56	15.33	19,19,19,19	0
57	MG	DA	3018	1/1	0.97	0.44	15.01	21,21,21,21	0
57	MG	AA	1628	1/1	0.96	0.47	14.88	43,43,43,43	0
57	MG	DA	3187	1/1	0.90	0.33	14.86	48,48,48,48	0
57	MG	BA	3125	1/1	0.74	0.35	14.55	60,60,60,60	0
57	MG	DA	3044	1/1	0.87	0.42	14.50	69,69,69,69	0
57	MG	BA	3097	1/1	0.90	0.41	14.40	34,34,34,34	0
57	MG	BA	3096	1/1	0.97	0.45	13.82	24,24,24,24	0
57	MG	BA	3025	1/1	0.90	0.36	13.68	31,31,31,31	0
57	MG	DA	3038	1/1	0.89	0.48	13.43	49,49,49,49	0
57	MG	BA	3155	1/1	0.92	0.55	13.34	37,37,37,37	0
57	MG	BA	3020	1/1	0.96	0.34	13.27	19,19,19,19	0
57	MG	DA	3085	1/1	0.93	0.46	13.27	49,49,49,49	0
57	MG	CW	104	1/1	0.90	0.39	12.72	52,52,52,52	0
57	MG	CA	1675	1/1	0.92	0.48	12.68	33,33,33,33	0
57	MG	DA	3053	1/1	0.93	0.37	12.62	21,21,21,21	0
57	MG	BA	3307	1/1	0.97	0.46	12.60	24,24,24,24	0
58	ZN	AD	301	1/1	0.78	0.59	12.48	192,192,192,192	0
57	MG	DA	3216	1/1	0.94	0.41	12.44	23,23,23,23	0

Continued on next page...

Continued from previous page...

Mol	Type	Chain	Res	Atoms	RSCC	RSR	LLDF	B-factors(\AA^2)	Q<0.9
57	MG	BA	3012	1/1	0.96	0.38	12.44	22,22,22,22	0
57	MG	CA	1613	1/1	0.90	0.43	12.20	42,42,42,42	0
57	MG	DA	3060	1/1	0.94	0.28	11.52	27,27,27,27	0
57	MG	DA	3147	1/1	0.93	0.50	11.39	18,18,18,18	0
57	MG	DA	3037	1/1	0.91	0.41	11.31	45,45,45,45	0
57	MG	BA	3294	1/1	0.90	0.34	11.29	29,29,29,29	0
57	MG	BA	3018	1/1	0.98	0.52	11.27	21,21,21,21	0
57	MG	DA	3073	1/1	0.87	0.45	11.20	49,49,49,49	0
57	MG	DA	3016	1/1	0.88	0.44	11.18	24,24,24,24	0
57	MG	BA	3056	1/1	0.97	0.42	11.17	26,26,26,26	0
57	MG	BA	3286	1/1	0.95	0.35	10.84	24,24,24,24	0
57	MG	DA	3069	1/1	0.85	0.48	10.18	30,30,30,30	0
57	MG	DA	3019	1/1	0.96	0.43	10.15	35,35,35,35	0
57	MG	BB	204	1/1	0.97	0.39	10.11	54,54,54,54	0
57	MG	BA	3262	1/1	0.86	0.52	9.95	32,32,32,32	0
57	MG	BA	3046	1/1	0.94	0.32	9.90	32,32,32,32	0
57	MG	BA	3071	1/1	0.92	0.34	9.73	25,25,25,25	0
57	MG	BA	3050	1/1	0.94	0.32	9.73	24,24,24,24	0
57	MG	BA	3313	1/1	0.91	0.37	9.68	26,26,26,26	0
57	MG	BA	3008	1/1	0.93	0.41	9.64	16,16,16,16	0
57	MG	DA	3050	1/1	0.89	0.40	9.60	46,46,46,46	0
57	MG	DA	3151	1/1	0.63	0.30	9.59	43,43,43,43	0
57	MG	BA	3023	1/1	0.95	0.42	9.43	45,45,45,45	0
57	MG	CA	1660	1/1	0.89	0.42	9.31	22,22,22,22	0
57	MG	BA	3119	1/1	0.97	0.42	9.30	23,23,23,23	0
57	MG	BA	3048	1/1	0.97	0.39	9.28	27,27,27,27	0
57	MG	CA	1644	1/1	0.89	0.39	9.06	30,30,30,30	0
57	MG	BA	3042	1/1	0.94	0.32	8.74	10,10,10,10	0
57	MG	BA	3015	1/1	0.81	0.45	8.70	21,21,21,21	0
57	MG	BA	3076	1/1	0.96	0.34	8.64	24,24,24,24	0
57	MG	AA	1698	1/1	0.95	0.36	8.44	37,37,37,37	0
57	MG	BA	3150	1/1	0.94	0.45	8.41	29,29,29,29	0
57	MG	BA	3024	1/1	0.92	0.34	8.39	20,20,20,20	0
57	MG	BA	3035	1/1	0.98	0.41	8.27	25,25,25,25	0
57	MG	BA	3047	1/1	0.98	0.39	8.14	62,62,62,62	0
57	MG	CA	1662	1/1	0.93	0.43	8.11	26,26,26,26	0
57	MG	DA	3077	1/1	0.95	0.40	7.93	22,22,22,22	0
57	MG	BA	3064	1/1	0.91	0.41	7.89	44,44,44,44	0
57	MG	BA	3187	1/1	0.92	0.42	7.79	45,45,45,45	0
57	MG	CA	1620	1/1	0.86	0.52	7.74	29,29,29,29	0
57	MG	BA	3080	1/1	0.95	0.31	7.62	32,32,32,32	0

Continued on next page...

Continued from previous page...

Mol	Type	Chain	Res	Atoms	RSCC	RSR	LLDF	B-factors(\AA^2)	Q<0.9
57	MG	DA	3100	1/1	0.96	0.33	7.45	21,21,21,21	0
57	MG	DA	3211	1/1	0.63	0.35	7.42	55,55,55,55	0
57	MG	DA	3103	1/1	0.94	0.54	7.26	19,19,19,19	0
57	MG	CA	1684	1/1	0.93	0.23	7.23	42,42,42,42	0
57	MG	DA	3169	1/1	0.85	0.40	7.10	18,18,18,18	0
57	MG	AA	1679	1/1	0.88	0.26	7.05	56,56,56,56	0
57	MG	BA	3348	1/1	0.93	0.36	7.04	55,55,55,55	0
57	MG	DA	3105	1/1	0.94	0.38	7.02	30,30,30,30	0
57	MG	DA	3302	1/1	0.86	0.35	6.86	36,36,36,36	0
57	MG	DA	3144	1/1	0.74	0.47	6.85	44,44,44,44	0
57	MG	BA	3211	1/1	0.84	0.27	6.81	38,38,38,38	0
57	MG	CA	1638	1/1	0.87	0.39	6.79	35,35,35,35	0
57	MG	BA	3275	1/1	0.96	0.28	6.70	27,27,27,27	0
57	MG	BA	3441	1/1	0.97	0.40	6.62	37,37,37,37	0
57	MG	BA	3106	1/1	0.96	0.34	6.53	23,23,23,23	0
57	MG	BA	3303	1/1	0.97	0.34	6.47	26,26,26,26	0
57	MG	DA	3039	1/1	0.97	0.31	6.43	18,18,18,18	0
57	MG	DA	3227	1/1	0.86	0.36	6.41	37,37,37,37	0
57	MG	BA	3178	1/1	0.85	0.28	6.36	22,22,22,22	0
57	MG	DA	3132	1/1	0.87	0.39	6.27	32,32,32,32	0
57	MG	BA	3094	1/1	0.98	0.30	6.12	34,34,34,34	0
57	MG	BA	3154	1/1	0.98	0.30	6.10	38,38,38,38	0
57	MG	BA	3345	1/1	0.91	0.32	6.06	34,34,34,34	0
57	MG	BU	201	1/1	0.87	0.34	5.98	21,21,21,21	0
57	MG	DA	3052	1/1	0.94	0.28	5.64	21,21,21,21	0
57	MG	CA	1690	1/1	0.92	0.27	5.63	44,44,44,44	0
57	MG	DA	3174	1/1	0.91	0.54	5.62	23,23,23,23	0
57	MG	BA	3436	1/1	0.94	0.29	5.58	48,48,48,48	0
57	MG	BA	3399	1/1	0.69	0.28	5.56	38,38,38,38	0
57	MG	BA	3151	1/1	0.87	0.40	5.55	24,24,24,24	0
57	MG	CA	1606	1/1	0.96	0.37	5.45	50,50,50,50	0
57	MG	BA	3339	1/1	0.93	0.29	5.27	29,29,29,29	0
57	MG	BA	3123	1/1	0.90	0.26	5.26	43,43,43,43	0
57	MG	DA	3005	1/1	0.96	0.48	5.25	45,45,45,45	0
57	MG	BA	3044	1/1	0.92	0.30	4.96	22,22,22,22	0
57	MG	BA	3387	1/1	0.90	0.27	4.94	46,46,46,46	0
57	MG	DA	3288	1/1	0.86	0.27	4.90	60,60,60,60	0
57	MG	AA	1711	1/1	0.83	0.24	4.71	58,58,58,58	0
57	MG	DA	3086	1/1	0.94	0.34	4.67	25,25,25,25	0
57	MG	AA	1676	1/1	0.97	0.30	4.65	30,30,30,30	0
57	MG	CA	1695	1/1	0.77	0.26	4.64	38,38,38,38	0

Continued on next page...

Continued from previous page...

Mol	Type	Chain	Res	Atoms	RSCC	RSR	LLDF	B-factors(\AA^2)	Q<0.9
57	MG	DA	3294	1/1	0.97	0.41	4.52	19,19,19,19	0
57	MG	DA	3225	1/1	0.92	0.32	4.35	44,44,44,44	0
57	MG	DA	3231	1/1	0.91	0.38	4.31	45,45,45,45	0
57	MG	DA	3179	1/1	0.95	0.33	4.27	30,30,30,30	0
57	MG	DA	3279	1/1	0.89	0.26	4.22	43,43,43,43	0
57	MG	DA	3152	1/1	0.80	0.33	4.22	61,61,61,61	0
57	MG	DA	3127	1/1	0.98	0.33	4.21	34,34,34,34	0
57	MG	AA	1619	1/1	0.78	0.47	4.17	66,66,66,66	0
57	MG	BA	3177	1/1	0.96	0.31	4.13	21,21,21,21	0
57	MG	DA	3020	1/1	0.85	0.34	4.07	23,23,23,23	0
57	MG	AL	201	1/1	0.90	0.38	4.03	29,29,29,29	0
57	MG	AA	1630	1/1	0.97	0.29	3.97	41,41,41,41	0
57	MG	BA	3312	1/1	0.96	0.31	3.89	22,22,22,22	0
57	MG	AA	1609	1/1	0.88	0.21	3.85	48,48,48,48	0
57	MG	BA	3240	1/1	0.93	0.22	3.79	23,23,23,23	0
57	MG	CA	1622	1/1	0.93	0.31	3.69	24,24,24,24	0
57	MG	BA	3374	1/1	0.80	0.24	3.55	51,51,51,51	0
57	MG	BA	3109	1/1	0.97	0.29	3.46	21,21,21,21	0
57	MG	BR	201	1/1	0.90	0.43	3.46	35,35,35,35	0
57	MG	BA	3337	1/1	0.96	0.25	3.44	37,37,37,37	0
57	MG	CA	1635	1/1	0.88	0.25	3.33	22,22,22,22	0
57	MG	DA	3234	1/1	0.92	0.30	3.32	33,33,33,33	0
57	MG	DA	3193	1/1	0.98	0.32	3.27	27,27,27,27	0
57	MG	BA	3095	1/1	0.82	0.26	3.25	45,45,45,45	0
57	MG	AA	1670	1/1	0.97	0.24	3.22	30,30,30,30	0
57	MG	CA	1664	1/1	0.91	0.28	3.16	42,42,42,42	0
57	MG	BA	3034	1/1	0.96	0.21	3.15	19,19,19,19	0
57	MG	BA	3088	1/1	0.91	0.28	3.14	24,24,24,24	0
57	MG	DA	3248	1/1	0.83	0.21	3.07	36,36,36,36	0
57	MG	DA	3181	1/1	0.96	0.30	3.04	36,36,36,36	0
57	MG	DA	3064	1/1	0.96	0.27	3.02	19,19,19,19	0
57	MG	AA	1624	1/1	0.95	0.34	2.98	33,33,33,33	0
57	MG	DA	3056	1/1	0.97	0.23	2.88	30,30,30,30	0
57	MG	CA	1661	1/1	0.90	0.26	2.87	26,26,26,26	0
57	MG	BA	3220	1/1	0.94	0.23	2.80	30,30,30,30	0
57	MG	BA	3040	1/1	0.98	0.22	2.78	24,24,24,24	0
57	MG	BA	3180	1/1	0.83	0.31	2.76	21,21,21,21	0
57	MG	BA	3206	1/1	0.95	0.24	2.69	22,22,22,22	0
57	MG	AA	1622	1/1	0.76	0.22	2.64	36,36,36,36	0
57	MG	BA	3197	1/1	0.91	0.34	2.53	20,20,20,20	0
57	MG	AA	1616	1/1	0.92	0.26	2.48	30,30,30,30	0

Continued on next page...

Continued from previous page...

Mol	Type	Chain	Res	Atoms	RSCC	RSR	LLDF	B-factors(\AA^2)	Q<0.9
57	MG	BA	3098	1/1	0.97	0.23	2.47	25,25,25,25	0
57	MG	BA	3352	1/1	0.92	0.28	2.46	22,22,22,22	0
57	MG	BA	3032	1/1	0.94	0.25	2.35	6,6,6,6	0
57	MG	BA	3006	1/1	0.93	0.24	2.33	27,27,27,27	0
57	MG	DA	3157	1/1	0.91	0.26	2.32	30,30,30,30	0
57	MG	DA	3192	1/1	0.79	0.26	2.17	43,43,43,43	0
57	MG	BA	3397	1/1	0.95	0.23	2.12	44,44,44,44	0
57	MG	BA	3449	1/1	0.76	0.20	2.10	53,53,53,53	0
57	MG	DA	3068	1/1	0.96	0.22	2.07	19,19,19,19	0
57	MG	BA	3289	1/1	0.92	0.32	1.95	38,38,38,38	0
57	MG	AA	1621	1/1	0.78	0.19	1.92	48,48,48,48	0
57	MG	AA	1655	1/1	0.99	0.22	1.90	6,6,6,6	0
57	MG	DA	3093	1/1	0.94	0.26	1.90	19,19,19,19	0
57	MG	DA	3097	1/1	0.98	0.26	1.81	21,21,21,21	0
57	MG	DA	3045	1/1	0.83	0.26	1.77	59,59,59,59	0
57	MG	DA	3150	1/1	0.85	0.27	1.73	21,21,21,21	0
57	MG	BA	3152	1/1	0.92	0.22	1.68	23,23,23,23	0
57	MG	DA	3055	1/1	0.94	0.26	1.64	24,24,24,24	0
57	MG	DA	3043	1/1	0.88	0.24	1.62	39,39,39,39	0
57	MG	DA	3129	1/1	0.84	0.23	1.48	47,47,47,47	0
57	MG	BA	3115	1/1	0.95	0.25	1.44	19,19,19,19	0
57	MG	BA	3365	1/1	0.93	0.35	1.43	23,23,23,23	0
57	MG	DA	3031	1/1	0.88	0.26	1.41	24,24,24,24	0
57	MG	BA	3063	1/1	0.95	0.24	1.41	17,17,17,17	0
57	MG	AA	1700	1/1	0.95	0.19	1.33	44,44,44,44	0
58	ZN	CD	301	1/1	0.97	0.33	1.32	81,81,81,81	0
57	MG	DA	3123	1/1	0.78	0.24	1.32	25,25,25,25	0
57	MG	DA	3061	1/1	0.91	0.25	1.31	22,22,22,22	0
57	MG	DA	3048	1/1	0.92	0.24	1.28	6,6,6,6	0
57	MG	DA	3008	1/1	0.94	0.26	1.20	6,6,6,6	0
57	MG	BA	3073	1/1	0.98	0.21	1.19	23,23,23,23	0
57	MG	CA	1649	1/1	0.79	0.31	1.17	65,65,65,65	0
57	MG	DA	3057	1/1	0.96	0.23	1.17	22,22,22,22	0
57	MG	BA	3184	1/1	0.91	0.25	1.16	53,53,53,53	0
57	MG	BA	3260	1/1	0.94	0.22	1.12	24,24,24,24	0
57	MG	DA	3203	1/1	0.86	0.20	1.08	52,52,52,52	0
57	MG	AA	1606	1/1	0.97	0.24	1.07	42,42,42,42	0
57	MG	BA	3144	1/1	0.96	0.20	1.06	24,24,24,24	0
57	MG	AA	1625	1/1	0.92	0.20	1.04	37,37,37,37	0
57	MG	BA	3036	1/1	0.91	0.20	1.01	30,30,30,30	0
57	MG	CA	1665	1/1	0.89	0.24	1.00	30,30,30,30	0
57	MG	BA	3110	1/1	0.96	0.23	1.00	32,32,32,32	0

Continued on next page...

Continued from previous page...

Mol	Type	Chain	Res	Atoms	RSCC	RSR	LLDF	B-factors(\AA^2)	Q<0.9
57	MG	DA	3067	1/1	0.78	0.20	0.96	56,56,56,56	0
57	MG	BF	301	1/1	0.90	0.25	0.93	62,62,62,62	0
57	MG	BA	3229	1/1	0.97	0.25	0.93	6,6,6,6	0
57	MG	BA	3251	1/1	0.86	0.27	0.92	23,23,23,23	0
57	MG	DA	3090	1/1	0.93	0.23	0.92	31,31,31,31	0
57	MG	AA	1696	1/1	0.96	0.23	0.91	26,26,26,26	0
57	MG	CA	1678	1/1	0.88	0.22	0.87	25,25,25,25	0
57	MG	AA	1663	1/1	0.97	0.16	0.77	27,27,27,27	0
57	MG	AA	1643	1/1	0.96	0.15	0.74	23,23,23,23	0
57	MG	DA	3194	1/1	0.89	0.23	0.68	61,61,61,61	0
57	MG	BA	3241	1/1	0.93	0.19	0.66	50,50,50,50	0
57	MG	CW	101	1/1	0.92	0.24	0.62	22,22,22,22	0
57	MG	BA	3011	1/1	0.95	0.22	0.58	6,6,6,6	0
57	MG	BA	3170	1/1	0.92	0.18	0.58	40,40,40,40	0
57	MG	DA	3009	1/1	0.97	0.22	0.55	18,18,18,18	0
57	MG	BA	3259	1/1	0.95	0.19	0.52	37,37,37,37	0
57	MG	DA	3198	1/1	0.83	0.23	0.52	31,31,31,31	0
57	MG	DA	3133	1/1	0.91	0.16	0.50	31,31,31,31	0
58	ZN	B5	105	1/1	0.97	0.17	0.45	90,90,90,90	0
57	MG	DA	3146	1/1	0.98	0.25	0.28	60,60,60,60	0
57	MG	DA	3119	1/1	0.90	0.23	0.27	42,42,42,42	0
57	MG	DB	203	1/1	0.81	0.21	0.25	66,66,66,66	0
57	MG	AA	1712	1/1	0.94	0.18	0.21	56,56,56,56	0
57	MG	DA	3022	1/1	0.94	0.21	0.19	21,21,21,21	0
57	MG	CA	1698	1/1	0.91	0.18	0.19	33,33,33,33	0
57	MG	AT	201	1/1	0.94	0.21	0.12	22,22,22,22	0
57	MG	BA	3383	1/1	0.82	0.20	0.10	48,48,48,48	0
57	MG	CA	1676	1/1	0.95	0.20	0.05	48,48,48,48	0
57	MG	DA	3190	1/1	0.86	0.23	-0.01	44,44,44,44	0
57	MG	DA	3104	1/1	0.92	0.23	-0.03	21,21,21,21	0
58	ZN	D5	103	1/1	0.93	0.16	-0.05	30,30,30,30	0
57	MG	BA	3341	1/1	0.97	0.18	-0.05	28,28,28,28	0
57	MG	B0	102	1/1	0.90	0.23	-0.05	33,33,33,33	0
57	MG	DA	3079	1/1	0.96	0.21	-0.07	45,45,45,45	0
57	MG	BD	301	1/1	0.96	0.25	-0.08	34,34,34,34	0
57	MG	BA	3332	1/1	0.57	0.17	-0.15	61,61,61,61	0
57	MG	DA	3058	1/1	0.97	0.20	-0.18	27,27,27,27	0
57	MG	AA	1659	1/1	0.81	0.20	-0.18	58,58,58,58	0
57	MG	DA	3206	1/1	0.93	0.17	-0.19	49,49,49,49	0
57	MG	DA	3126	1/1	0.94	0.20	-0.23	6,6,6,6	0
57	MG	CA	1621	1/1	0.93	0.18	-0.25	22,22,22,22	0
57	MG	BA	3160	1/1	0.97	0.15	-0.31	30,30,30,30	0

Continued on next page...

Continued from previous page...

Mol	Type	Chain	Res	Atoms	RSCC	RSR	LLDF	B-factors(\AA^2)	Q<0.9
57	MG	AW	101	1/1	0.92	0.19	-0.32	6,6,6,6	0
57	MG	DA	3162	1/1	0.94	0.19	-0.32	24,24,24,24	0
57	MG	AA	1669	1/1	0.91	0.22	-0.33	70,70,70,70	0
57	MG	B5	103	1/1	0.90	0.19	-0.35	20,20,20,20	0
57	MG	CA	1663	1/1	0.89	0.18	-0.36	33,33,33,33	0
57	MG	BA	3257	1/1	0.86	0.24	-0.37	41,41,41,41	0
57	MG	BA	3455	1/1	0.98	0.21	-0.37	46,46,46,46	0
57	MG	BA	3067	1/1	0.97	0.18	-0.38	30,30,30,30	0
57	MG	DA	3141	1/1	0.93	0.20	-0.46	25,25,25,25	0
57	MG	BT	201	1/1	0.93	0.21	-0.49	32,32,32,32	0
57	MG	BA	3298	1/1	0.94	0.15	-0.53	20,20,20,20	0
57	MG	CA	1627	1/1	0.85	0.18	-0.55	24,24,24,24	0
57	MG	CA	1653	1/1	0.94	0.19	-0.61	36,36,36,36	0
57	MG	BA	3066	1/1	0.92	0.20	-0.62	14,14,14,14	0
57	MG	CA	1692	1/1	0.92	0.17	-0.64	48,48,48,48	0
57	MG	DA	3243	1/1	0.95	0.13	-0.66	44,44,44,44	0
57	MG	BA	3221	1/1	0.95	0.21	-0.74	22,22,22,22	0
57	MG	BA	3459	1/1	0.83	0.18	-0.79	35,35,35,35	0
57	MG	BA	3104	1/1	0.95	0.17	-0.82	37,37,37,37	0
57	MG	AA	1668	1/1	0.98	0.13	-0.82	40,40,40,40	0
57	MG	BA	3398	1/1	0.96	0.17	-0.84	34,34,34,34	0
57	MG	DA	3166	1/1	0.74	0.17	-0.85	22,22,22,22	0
57	MG	D6	102	1/1	0.97	0.18	-0.87	23,23,23,23	0
57	MG	AA	1688	1/1	0.92	0.16	-0.88	56,56,56,56	0
57	MG	CA	1687	1/1	0.87	0.17	-0.93	37,37,37,37	0
57	MG	BA	3169	1/1	0.81	0.17	-0.98	21,21,21,21	0
57	MG	CA	1667	1/1	0.97	0.18	-0.99	23,23,23,23	0
57	MG	BA	3029	1/1	0.78	0.15	-1.01	40,40,40,40	0
57	MG	BA	3256	1/1	0.94	0.18	-1.02	25,25,25,25	0
57	MG	BA	3153	1/1	0.82	0.14	-1.03	42,42,42,42	0
57	MG	DD	301	1/1	0.94	0.19	-1.04	18,18,18,18	0
58	ZN	D9	101	1/1	0.99	0.15	-1.04	30,30,30,30	0
57	MG	BA	3330	1/1	0.95	0.18	-1.04	21,21,21,21	0
58	ZN	B9	101	1/1	0.99	0.12	-1.06	75,75,75,75	0
57	MG	CA	1642	1/1	0.93	0.13	-1.11	37,37,37,37	0
57	MG	CA	1616	1/1	0.92	0.16	-1.21	20,20,20,20	0
57	MG	BA	3315	1/1	0.89	0.16	-1.32	17,17,17,17	0
57	MG	CA	1636	1/1	0.98	0.17	-1.33	28,28,28,28	0
57	MG	BA	3121	1/1	0.94	0.18	-1.39	20,20,20,20	0
57	MG	BA	3202	1/1	0.97	0.17	-1.40	19,19,19,19	0
57	MG	DB	202	1/1	0.73	0.12	-1.46	61,61,61,61	0
57	MG	DA	3004	1/1	0.94	0.16	-1.49	21,21,21,21	0

Continued on next page...

Continued from previous page...

Mol	Type	Chain	Res	Atoms	RSCC	RSR	LLDF	B-factors(\AA^2)	Q<0.9
57	MG	CA	1637	1/1	0.93	0.14	-1.58	26,26,26,26	0
57	MG	AA	1629	1/1	0.93	0.15	-1.59	56,56,56,56	0
57	MG	AA	1666	1/1	0.95	0.14	-1.61	24,24,24,24	0
57	MG	BA	3070	1/1	0.96	0.15	-1.63	23,23,23,23	0
57	MG	DA	3063	1/1	0.95	0.17	-1.69	29,29,29,29	0
57	MG	DA	3172	1/1	0.91	0.16	-1.70	30,30,30,30	0
57	MG	CA	1685	1/1	0.92	0.12	-1.72	33,33,33,33	0
57	MG	BA	3138	1/1	0.95	0.14	-1.74	39,39,39,39	0
57	MG	AA	1693	1/1	0.95	0.12	-1.81	45,45,45,45	0
57	MG	BA	3157	1/1	0.90	0.16	-1.82	38,38,38,38	0
57	MG	BA	3237	1/1	0.98	0.13	-1.91	21,21,21,21	0
57	MG	BA	3105	1/1	0.93	0.16	-1.97	15,15,15,15	0
57	MG	AA	1690	1/1	0.94	0.09	-2.07	26,26,26,26	0
57	MG	BA	3093	1/1	0.89	0.17	-2.09	23,23,23,23	0
57	MG	DA	3155	1/1	0.89	0.06	-2.11	60,60,60,60	0
57	MG	DA	3263	1/1	0.95	0.18	-2.21	28,28,28,28	0
57	MG	BA	3420	1/1	0.98	0.17	-2.28	45,45,45,45	0
57	MG	DA	3041	1/1	0.97	0.15	-2.33	19,19,19,19	0
57	MG	DA	3289	1/1	0.97	0.17	-2.36	27,27,27,27	0
57	MG	CA	1641	1/1	0.96	0.06	-2.45	18,18,18,18	0
57	MG	BP	202	1/1	0.98	0.14	-2.48	22,22,22,22	0
57	MG	DA	3280	1/1	0.80	0.13	-2.49	44,44,44,44	0
57	MG	BA	3405	1/1	0.94	0.08	-2.53	25,25,25,25	0
57	MG	AA	1651	1/1	0.93	0.11	-2.66	49,49,49,49	0
57	MG	DA	3236	1/1	0.94	0.10	-2.67	30,30,30,30	0
57	MG	AA	1658	1/1	0.94	0.14	-2.69	23,23,23,23	0
57	MG	DA	3026	1/1	0.87	0.09	-2.69	33,33,33,33	0
57	MG	CA	1630	1/1	0.97	0.10	-2.72	29,29,29,29	0
57	MG	DA	3188	1/1	0.95	0.13	-3.07	27,27,27,27	0
57	MG	AA	1639	1/1	0.97	0.14	-3.11	27,27,27,27	0
57	MG	BA	3183	1/1	0.94	0.12	-3.11	22,22,22,22	0
57	MG	DA	3247	1/1	0.94	0.15	-3.15	23,23,23,23	0
57	MG	DR	201	1/1	0.96	0.15	-3.19	22,22,22,22	0
57	MG	CA	1697	1/1	0.95	0.08	-3.20	39,39,39,39	0
57	MG	DA	3027	1/1	0.96	0.14	-3.22	33,33,33,33	0
57	MG	AA	1691	1/1	0.91	0.12	-3.37	39,39,39,39	0
57	MG	BA	3205	1/1	0.91	0.10	-3.56	45,45,45,45	0
57	MG	AA	1662	1/1	0.94	0.13	-3.58	22,22,22,22	0
57	MG	BA	3435	1/1	0.98	0.05	-3.62	30,30,30,30	0
57	MG	B7	101	1/1	0.94	0.14	-3.70	12,12,12,12	0
57	MG	BA	3003	1/1	0.97	0.12	-3.87	25,25,25,25	0
57	MG	AA	1678	1/1	0.91	0.10	-4.07	33,33,33,33	0

Continued on next page...

Continued from previous page...

Mol	Type	Chain	Res	Atoms	RSCC	RSR	LLDF	B-factors(\AA^2)	Q<0.9
57	MG	BA	3156	1/1	0.93	0.09	-4.26	26,26,26,26	0
57	MG	BA	3164	1/1	0.97	0.16	-4.32	35,35,35,35	0
57	MG	DA	3235	1/1	0.92	0.15	-4.37	24,24,24,24	0
57	MG	BA	3111	1/1	0.90	0.15	-4.38	20,20,20,20	0
57	MG	BA	3189	1/1	0.94	0.10	-4.69	14,14,14,14	0
57	MG	BA	3338	1/1	0.95	0.10	-4.73	18,18,18,18	0
57	MG	CA	1679	1/1	0.95	0.13	-4.78	29,29,29,29	0
57	MG	DA	3304	1/1	0.91	0.12	-5.05	35,35,35,35	0
57	MG	BA	3309	1/1	0.94	0.08	-5.47	20,20,20,20	0
57	MG	DA	3260	1/1	0.94	0.12	-5.72	31,31,31,31	0
57	MG	DA	3178	1/1	0.90	0.09	-5.94	30,30,30,30	0
57	MG	DA	3089	1/1	0.96	0.13	-6.05	19,19,19,19	0
57	MG	BA	3234	1/1	0.95	0.05	-6.58	38,38,38,38	0
57	MG	AA	1677	1/1	0.97	0.12	-6.94	48,48,48,48	0
57	MG	BA	3062	1/1	0.88	0.11	-6.97	19,19,19,19	0
57	MG	DA	3083	1/1	0.97	0.09	-7.82	30,30,30,30	0
57	MG	BA	3394	1/1	0.92	0.11	-8.22	28,28,28,28	0
57	MG	BA	3101	1/1	0.97	0.10	-8.74	21,21,21,21	0
57	MG	DA	3084	1/1	0.96	0.12	-9.12	21,21,21,21	0
57	MG	DA	3109	1/1	0.92	0.11	-14.78	33,33,33,33	0
57	MG	BQ	202	1/1	0.95	0.28	-	30,30,30,30	0
57	MG	BA	3053	1/1	0.91	0.47	-	63,63,63,63	0
57	MG	CA	1694	1/1	0.91	0.73	-	51,51,51,51	0
57	MG	BA	3254	1/1	0.80	0.27	-	37,37,37,37	0
57	MG	AA	1699	1/1	0.97	0.27	-	29,29,29,29	0
57	MG	CA	1614	1/1	0.98	0.15	-	30,30,30,30	0
57	MG	DA	3186	1/1	0.96	0.08	-	29,29,29,29	0
57	MG	BA	3281	1/1	0.90	0.25	-	29,29,29,29	0
57	MG	DA	3094	1/1	0.79	0.43	-	71,71,71,71	0
57	MG	AA	1638	1/1	0.93	0.14	-	55,55,55,55	0
57	MG	BA	3198	1/1	0.89	0.16	-	34,34,34,34	0
57	MG	DA	3164	1/1	0.50	0.62	-	83,83,83,83	0
57	MG	CA	1701	1/1	0.94	0.22	-	25,25,25,25	0
57	MG	DA	3025	1/1	0.86	0.18	-	38,38,38,38	0
57	MG	AA	1631	1/1	0.93	0.16	-	29,29,29,29	0
57	MG	CW	105	1/1	0.85	0.32	-	61,61,61,61	0
57	MG	BA	3089	1/1	0.97	0.36	-	24,24,24,24	0
57	MG	BA	3049	1/1	0.98	0.43	-	24,24,24,24	0
57	MG	BA	3432	1/1	0.74	0.58	-	70,70,70,70	0
57	MG	DA	3125	1/1	0.88	0.27	-	26,26,26,26	0
57	MG	BA	3363	1/1	0.93	0.21	-	23,23,23,23	0
57	MG	BA	3415	1/1	0.95	0.24	-	36,36,36,36	0

Continued on next page...

Continued from previous page...

Mol	Type	Chain	Res	Atoms	RSCC	RSR	LLDF	B-factors(\AA^2)	Q<0.9
57	MG	BA	3347	1/1	0.90	0.14	-	28,28,28,28	0
57	MG	BA	3425	1/1	0.81	0.18	-	55,55,55,55	0
57	MG	AA	1615	1/1	0.93	0.17	-	46,46,46,46	0
57	MG	BA	3026	1/1	0.94	0.24	-	31,31,31,31	0
57	MG	BA	3411	1/1	0.94	0.38	-	53,53,53,53	0
57	MG	BA	3078	1/1	0.96	0.38	-	29,29,29,29	0
57	MG	BA	3253	1/1	0.88	0.53	-	41,41,41,41	0
57	MG	DA	3032	1/1	0.92	0.23	-	20,20,20,20	0
57	MG	DA	3267	1/1	0.69	0.49	-	73,73,73,73	0
57	MG	BA	3005	1/1	0.93	0.19	-	23,23,23,23	0
57	MG	AA	1704	1/1	0.81	0.16	-	64,64,64,64	0
57	MG	DA	3163	1/1	0.97	0.25	-	32,32,32,32	0
57	MG	CA	1657	1/1	0.91	0.11	-	37,37,37,37	0
57	MG	BA	3122	1/1	0.96	0.38	-	41,41,41,41	0
57	MG	BA	3168	1/1	0.97	0.14	-	33,33,33,33	0
57	MG	DA	3140	1/1	0.92	0.24	-	36,36,36,36	0
57	MG	CA	1673	1/1	0.97	0.17	-	26,26,26,26	0
57	MG	DA	3207	1/1	0.91	0.13	-	26,26,26,26	0
57	MG	BA	3428	1/1	0.81	0.20	-	24,24,24,24	0
57	MG	BA	3146	1/1	0.94	0.26	-	22,22,22,22	0
57	MG	DA	3212	1/1	0.95	0.19	-	18,18,18,18	0
57	MG	DA	3081	1/1	0.88	0.27	-	37,37,37,37	0
57	MG	BA	3403	1/1	0.86	0.24	-	48,48,48,48	0
57	MG	DA	3286	1/1	0.88	0.24	-	52,52,52,52	0
57	MG	BA	3118	1/1	0.64	2.54	-	205,205,205,205	0
57	MG	AA	1607	1/1	0.91	0.26	-	51,51,51,51	0
57	MG	BA	3207	1/1	0.61	0.26	-	74,74,74,74	0
57	MG	BA	3390	1/1	0.87	0.20	-	48,48,48,48	0
57	MG	BA	3193	1/1	0.92	0.11	-	47,47,47,47	0
57	MG	AA	1694	1/1	0.96	0.19	-	23,23,23,23	0
57	MG	BA	3447	1/1	0.93	0.42	-	27,27,27,27	0
57	MG	BA	3212	1/1	0.89	0.42	-	30,30,30,30	0
57	MG	DA	3196	1/1	0.92	0.29	-	26,26,26,26	0
57	MG	DA	3170	1/1	0.97	0.27	-	22,22,22,22	0
57	MG	BA	3427	1/1	0.85	0.17	-	40,40,40,40	0
57	MG	BA	3329	1/1	0.90	0.07	-	26,26,26,26	0
57	MG	DA	3112	1/1	0.90	0.28	-	27,27,27,27	0
57	MG	BA	3185	1/1	0.96	0.25	-	17,17,17,17	0
57	MG	BA	3308	1/1	0.93	0.31	-	22,22,22,22	0
57	MG	BB	202	1/1	0.96	0.31	-	21,21,21,21	0
57	MG	BA	3242	1/1	0.91	0.28	-	24,24,24,24	0
57	MG	CA	1689	1/1	0.92	0.17	-	39,39,39,39	0

Continued on next page...

Continued from previous page...

Mol	Type	Chain	Res	Atoms	RSCC	RSR	LLDF	B-factors(\AA^2)	Q<0.9
57	MG	BA	3059	1/1	0.96	0.34	-	28,28,28,28	0
57	MG	BA	3137	1/1	0.94	0.41	-	46,46,46,46	0
57	MG	BA	3021	1/1	0.91	1.62	-	180,180,180,180	0
57	MG	BA	3203	1/1	0.96	0.34	-	29,29,29,29	0
57	MG	AA	1604	1/1	0.68	0.40	-	38,38,38,38	0
57	MG	BA	3079	1/1	0.92	0.34	-	25,25,25,25	0
57	MG	BA	3113	1/1	0.92	0.39	-	32,32,32,32	0
57	MG	BA	3400	1/1	0.97	0.08	-	32,32,32,32	0
57	MG	BA	3368	1/1	0.89	0.42	-	49,49,49,49	0
57	MG	BA	3392	1/1	0.98	0.14	-	52,52,52,52	0
57	MG	BA	3335	1/1	0.97	0.11	-	47,47,47,47	0
57	MG	DB	209	1/1	0.79	0.22	-	41,41,41,41	0
57	MG	DB	210	1/1	0.75	0.23	-	41,41,41,41	0
57	MG	DA	3117	1/1	0.80	0.18	-	42,42,42,42	0
57	MG	DA	3246	1/1	0.76	0.34	-	43,43,43,43	0
57	MG	BA	3437	1/1	0.91	0.10	-	27,27,27,27	0
57	MG	BA	3282	1/1	0.95	0.41	-	22,22,22,22	0
57	MG	DA	3291	1/1	0.89	0.23	-	31,31,31,31	0
57	MG	BA	3167	1/1	0.91	0.32	-	65,65,65,65	0
57	MG	DF	301	1/1	0.81	0.59	-	49,49,49,49	0
57	MG	DA	3226	1/1	0.90	0.35	-	32,32,32,32	0
57	MG	BA	3230	1/1	0.89	0.28	-	34,34,34,34	0
57	MG	BA	3404	1/1	0.93	0.05	-	53,53,53,53	0
57	MG	BA	3361	1/1	0.82	0.24	-	31,31,31,31	0
57	MG	DA	3013	1/1	0.95	0.34	-	20,20,20,20	0
57	MG	DA	3051	1/1	0.98	0.18	-	6,6,6,6	0
57	MG	DA	3205	1/1	0.87	0.31	-	55,55,55,55	0
57	MG	BA	3418	1/1	0.88	0.22	-	31,31,31,31	0
57	MG	CA	1688	1/1	0.96	0.12	-	35,35,35,35	0
57	MG	DA	3113	1/1	0.96	0.42	-	26,26,26,26	0
57	MG	DA	3014	1/1	0.89	0.24	-	44,44,44,44	0
57	MG	CA	1666	1/1	0.98	0.41	-	18,18,18,18	0
57	MG	DA	3292	1/1	0.93	0.14	-	17,17,17,17	0
57	MG	BA	3140	1/1	0.92	0.14	-	33,33,33,33	0
57	MG	BA	3107	1/1	0.92	0.13	-	40,40,40,40	0
57	MG	AA	1647	1/1	0.79	0.22	-	45,45,45,45	0
57	MG	BA	3031	1/1	0.97	0.19	-	21,21,21,21	0
57	MG	DA	3010	1/1	0.85	0.41	-	66,66,66,66	0
57	MG	BA	3430	1/1	0.89	0.36	-	58,58,58,58	0
57	MG	BA	3068	1/1	0.96	0.23	-	30,30,30,30	0
57	MG	DA	3221	1/1	0.94	0.35	-	38,38,38,38	0
57	MG	BA	3391	1/1	0.94	0.23	-	44,44,44,44	0

Continued on next page...

Continued from previous page...

Mol	Type	Chain	Res	Atoms	RSCC	RSR	LLDF	B-factors(\AA^2)	Q<0.9
57	MG	BA	3410	1/1	0.94	0.14	-	30,30,30,30	0
57	MG	BA	3045	1/1	0.97	0.22	-	6,6,6,6	0
57	MG	DA	3240	1/1	0.92	0.14	-	35,35,35,35	0
57	MG	BA	3357	1/1	0.91	0.18	-	38,38,38,38	0
57	MG	AA	1602	1/1	0.80	0.30	-	77,77,77,77	0
57	MG	DA	3160	1/1	0.91	0.30	-	38,38,38,38	0
57	MG	BA	3231	1/1	0.92	0.39	-	54,54,54,54	0
57	MG	CA	1617	1/1	0.97	0.25	-	35,35,35,35	0
57	MG	DA	3204	1/1	0.82	0.13	-	41,41,41,41	0
57	MG	BA	3009	1/1	0.92	0.20	-	16,16,16,16	0
57	MG	BA	3350	1/1	0.92	0.19	-	37,37,37,37	0
57	MG	DA	3006	1/1	0.98	0.34	-	28,28,28,28	0
57	MG	DA	3021	1/1	0.87	0.26	-	34,34,34,34	0
57	MG	AA	1702	1/1	0.92	0.12	-	26,26,26,26	0
57	MG	BA	3364	1/1	0.99	0.17	-	32,32,32,32	0
57	MG	BA	3112	1/1	0.95	0.22	-	23,23,23,23	0
57	MG	BA	3297	1/1	0.92	0.23	-	21,21,21,21	0
57	MG	BA	3358	1/1	0.90	0.15	-	38,38,38,38	0
57	MG	BA	3422	1/1	0.90	0.45	-	20,20,20,20	0
57	MG	BA	3252	1/1	0.92	0.14	-	25,25,25,25	0
57	MG	CA	1705	1/1	0.96	0.24	-	48,48,48,48	0
57	MG	BA	3369	1/1	0.92	0.13	-	63,63,63,63	0
57	MG	CX	101	1/1	0.93	0.19	-	22,22,22,22	0
57	MG	BB	203	1/1	0.88	0.30	-	21,21,21,21	0
57	MG	BA	3124	1/1	0.88	0.21	-	41,41,41,41	0
57	MG	DA	3111	1/1	0.75	0.46	-	76,76,76,76	0
57	MG	BA	3412	1/1	0.87	0.28	-	35,35,35,35	0
57	MG	AA	1623	1/1	0.97	0.32	-	18,18,18,18	0
57	MG	BA	3401	1/1	0.94	0.13	-	46,46,46,46	0
57	MG	CA	1708	1/1	0.69	0.74	-	76,76,76,76	0
57	MG	DA	3078	1/1	0.94	0.31	-	44,44,44,44	0
57	MG	BA	3385	1/1	0.83	0.13	-	54,54,54,54	0
57	MG	AA	1620	1/1	0.96	0.19	-	27,27,27,27	0
57	MG	BA	3134	1/1	0.97	0.19	-	22,22,22,22	0
57	MG	DA	3232	1/1	0.89	0.29	-	40,40,40,40	0
57	MG	BA	3438	1/1	0.90	0.23	-	67,67,67,67	0
57	MG	AA	1664	1/1	0.66	0.53	-	77,77,77,77	0
57	MG	DA	3030	1/1	0.91	0.15	-	46,46,46,46	0
57	MG	DA	3214	1/1	0.91	0.35	-	29,29,29,29	0
57	MG	BA	3258	1/1	0.78	0.27	-	39,39,39,39	0
57	MG	CA	1700	1/1	0.91	0.30	-	56,56,56,56	0
57	MG	BA	3142	1/1	0.97	0.30	-	25,25,25,25	0

Continued on next page...

Continued from previous page...

Mol	Type	Chain	Res	Atoms	RSCC	RSR	LLDF	B-factors(\AA^2)	Q<0.9
57	MG	AA	1633	1/1	0.86	0.11	-	36,36,36,36	0
57	MG	BA	3194	1/1	0.82	0.08	-	72,72,72,72	0
57	MG	BA	3179	1/1	0.95	0.47	-	23,23,23,23	0
57	MG	DA	3145	1/1	0.97	0.73	-	57,57,57,57	0
57	MG	CA	1707	1/1	0.90	0.63	-	62,62,62,62	0
57	MG	DA	3265	1/1	0.94	0.40	-	54,54,54,54	0
57	MG	BB	205	1/1	0.94	0.25	-	19,19,19,19	0
57	MG	BA	3149	1/1	0.93	0.26	-	27,27,27,27	0
57	MG	BA	3218	1/1	0.89	0.40	-	23,23,23,23	0
57	MG	DA	3080	1/1	0.91	0.30	-	24,24,24,24	0
57	MG	BA	3007	1/1	0.95	0.38	-	19,19,19,19	0
57	MG	BA	3431	1/1	0.77	0.36	-	53,53,53,53	0
57	MG	CA	1602	1/1	0.85	0.19	-	35,35,35,35	0
57	MG	BA	3409	1/1	0.98	0.11	-	24,24,24,24	0
57	MG	AA	1626	1/1	0.90	0.24	-	35,35,35,35	0
57	MG	BA	3014	1/1	0.86	0.38	-	24,24,24,24	0
57	MG	BB	201	1/1	0.94	0.30	-	59,59,59,59	0
57	MG	BA	3416	1/1	0.96	0.13	-	42,42,42,42	0
57	MG	DA	3298	1/1	0.83	0.15	-	33,33,33,33	0
57	MG	CA	1677	1/1	0.94	0.34	-	27,27,27,27	0
57	MG	AA	1675	1/1	0.89	0.18	-	50,50,50,50	0
57	MG	DA	3297	1/1	0.84	0.17	-	48,48,48,48	0
57	MG	AA	1708	1/1	0.97	0.12	-	46,46,46,46	0
57	MG	DA	3142	1/1	0.78	0.26	-	51,51,51,51	0
57	MG	BA	3204	1/1	0.86	0.46	-	52,52,52,52	0
57	MG	BB	206	1/1	0.95	0.32	-	31,31,31,31	0
57	MG	AA	1667	1/1	0.94	0.21	-	62,62,62,62	0
57	MG	BA	3233	1/1	0.90	0.71	-	53,53,53,53	0
57	MG	BA	3103	1/1	0.95	0.32	-	21,21,21,21	0
57	MG	BA	3366	1/1	0.88	0.32	-	49,49,49,49	0
57	MG	CW	102	1/1	0.46	0.47	-	93,93,93,93	0
57	MG	DA	3296	1/1	0.94	0.34	-	40,40,40,40	0
57	MG	DA	3237	1/1	0.88	0.24	-	33,33,33,33	0
57	MG	AA	1617	1/1	0.86	0.28	-	43,43,43,43	0
57	MG	BA	3434	1/1	0.83	0.30	-	28,28,28,28	0
57	MG	DA	3213	1/1	0.87	0.18	-	28,28,28,28	0
57	MG	BA	3299	1/1	0.97	0.21	-	22,22,22,22	0
57	MG	DA	3071	1/1	0.95	0.31	-	20,20,20,20	0
57	MG	CA	1680	1/1	0.88	0.18	-	31,31,31,31	0
57	MG	CA	1643	1/1	0.80	0.18	-	44,44,44,44	0
57	MG	DA	3254	1/1	0.83	0.41	-	60,60,60,60	0
57	MG	BA	3075	1/1	0.93	0.22	-	24,24,24,24	0

Continued on next page...

Continued from previous page...

Mol	Type	Chain	Res	Atoms	RSCC	RSR	LLDF	B-factors(\AA^2)	Q<0.9
57	MG	DA	3275	1/1	0.94	0.26	-	48,48,48,48	0
57	MG	BA	3292	1/1	0.83	0.42	-	24,24,24,24	0
57	MG	DA	3270	1/1	0.73	0.30	-	47,47,47,47	0
57	MG	AA	1637	1/1	0.78	0.36	-	45,45,45,45	0
57	MG	BA	3388	1/1	0.76	0.40	-	37,37,37,37	0
57	MG	CA	1631	1/1	0.94	0.30	-	34,34,34,34	0
57	MG	BA	3376	1/1	0.91	0.17	-	33,33,33,33	0
57	MG	AA	1689	1/1	0.68	0.17	-	55,55,55,55	0
57	MG	BA	3166	1/1	0.90	0.56	-	38,38,38,38	0
57	MG	DA	3199	1/1	0.90	0.23	-	67,67,67,67	0
57	MG	BA	3344	1/1	0.77	0.21	-	24,24,24,24	0
57	MG	CA	1671	1/1	0.93	0.10	-	54,54,54,54	0
57	MG	B5	101	1/1	0.95	0.39	-	78,78,78,78	0
57	MG	CA	1601	1/1	0.71	0.22	-	39,39,39,39	0
57	MG	BA	3219	1/1	0.98	0.12	-	28,28,28,28	0
57	MG	AA	1717	1/1	0.90	0.25	-	25,25,25,25	0
57	MG	AA	1650	1/1	0.91	0.17	-	28,28,28,28	0
57	MG	BA	3200	1/1	0.94	0.33	-	20,20,20,20	0
57	MG	AA	1707	1/1	0.96	0.23	-	20,20,20,20	0
57	MG	DA	3040	1/1	0.91	0.36	-	26,26,26,26	0
57	MG	BA	3069	1/1	0.92	0.28	-	30,30,30,30	0
57	MG	DA	3098	1/1	0.90	0.40	-	32,32,32,32	0
57	MG	CA	1625	1/1	0.91	0.32	-	31,31,31,31	0
57	MG	CA	1611	1/1	0.96	0.10	-	25,25,25,25	0
57	MG	BA	3172	1/1	0.94	0.52	-	22,22,22,22	0
57	MG	DB	205	1/1	0.93	0.33	-	42,42,42,42	0
57	MG	BA	3120	1/1	0.95	0.31	-	35,35,35,35	0
57	MG	DA	3118	1/1	0.94	0.17	-	33,33,33,33	0
57	MG	BA	3371	1/1	0.94	0.15	-	48,48,48,48	0
57	MG	BA	3271	1/1	0.94	0.22	-	40,40,40,40	0
57	MG	CA	1603	1/1	0.89	0.21	-	49,49,49,49	0
57	MG	AA	1680	1/1	0.94	0.33	-	49,49,49,49	0
57	MG	DA	3269	1/1	0.83	0.27	-	47,47,47,47	0
57	MG	DA	3239	1/1	0.92	0.23	-	32,32,32,32	0
57	MG	DA	3301	1/1	0.91	0.11	-	33,33,33,33	0
57	MG	BB	207	1/1	0.90	0.16	-	44,44,44,44	0
57	MG	BA	3087	1/1	0.92	0.36	-	23,23,23,23	0
57	MG	DA	3271	1/1	0.93	0.20	-	42,42,42,42	0
57	MG	BA	3284	1/1	0.88	0.17	-	15,15,15,15	0
57	MG	BA	3163	1/1	0.89	0.18	-	21,21,21,21	0
57	MG	CA	1674	1/1	0.95	0.26	-	41,41,41,41	0
57	MG	BA	3147	1/1	0.96	0.32	-	24,24,24,24	0

Continued on next page...

Continued from previous page...

Mol	Type	Chain	Res	Atoms	RSCC	RSR	LLDF	B-factors(\AA^2)	Q<0.9
57	MG	BA	3448	1/1	0.56	0.42	-	54,54,54,54	0
57	MG	CA	1655	1/1	0.77	0.19	-	34,34,34,34	0
57	MG	DA	3230	1/1	0.96	0.32	-	23,23,23,23	0
57	MG	CA	1654	1/1	0.92	0.13	-	17,17,17,17	0
57	MG	BA	3245	1/1	0.98	0.19	-	27,27,27,27	0
57	MG	DA	3099	1/1	0.92	0.42	-	23,23,23,23	0
57	MG	DA	3120	1/1	0.96	0.21	-	25,25,25,25	0
57	MG	BA	3217	1/1	0.91	0.24	-	34,34,34,34	0
57	MG	CA	1709	1/1	0.95	0.34	-	28,28,28,28	0
57	MG	AA	1672	1/1	0.94	0.19	-	33,33,33,33	0
57	MG	AA	1710	1/1	0.93	0.10	-	30,30,30,30	0
57	MG	BA	3285	1/1	0.98	0.13	-	6,6,6,6	0
57	MG	AA	1618	1/1	0.82	0.20	-	64,64,64,64	0
57	MG	DA	3076	1/1	0.96	0.12	-	19,19,19,19	0
57	MG	DA	3091	1/1	0.96	0.13	-	26,26,26,26	0
57	MG	DA	3114	1/1	0.94	0.29	-	30,30,30,30	0
57	MG	BA	3301	1/1	0.89	0.23	-	33,33,33,33	0
57	MG	AA	1653	1/1	0.91	0.24	-	28,28,28,28	0
57	MG	BA	3208	1/1	0.96	0.05	-	56,56,56,56	0
57	MG	BA	3293	1/1	0.98	0.25	-	23,23,23,23	0
57	MG	DA	3029	1/1	0.94	0.14	-	22,22,22,22	0
57	MG	DA	3175	1/1	0.66	0.51	-	56,56,56,56	0
57	MG	BA	3300	1/1	0.80	0.52	-	67,67,67,67	0
57	MG	DA	3259	1/1	0.92	0.20	-	47,47,47,47	0
57	MG	AA	1714	1/1	0.95	0.25	-	42,42,42,42	0
57	MG	BA	3017	1/1	0.92	0.27	-	20,20,20,20	0
57	MG	DB	201	1/1	0.85	0.22	-	53,53,53,53	0
57	MG	DA	3059	1/1	0.92	0.23	-	26,26,26,26	0
57	MG	DA	3224	1/1	0.95	0.41	-	14,14,14,14	0
57	MG	BA	3306	1/1	0.92	0.31	-	47,47,47,47	0
57	MG	DA	3274	1/1	0.89	0.25	-	36,36,36,36	0
57	MG	BA	3362	1/1	0.93	0.31	-	30,30,30,30	0
57	MG	DA	3095	1/1	0.95	0.29	-	62,62,62,62	0
57	MG	DA	3255	1/1	0.55	0.31	-	46,46,46,46	0
57	MG	B5	102	1/1	0.92	0.38	-	40,40,40,40	0
57	MG	BA	3378	1/1	0.80	0.22	-	55,55,55,55	0
57	MG	DA	3261	1/1	0.87	0.21	-	58,58,58,58	0
57	MG	BA	3243	1/1	0.87	0.28	-	51,51,51,51	0
57	MG	BA	3451	1/1	0.94	0.18	-	23,23,23,23	0
57	MG	BP	201	1/1	0.65	1.35	-	205,205,205,205	0
57	MG	BA	3236	1/1	0.82	0.26	-	62,62,62,62	0
57	MG	DA	3202	1/1	0.96	0.58	-	38,38,38,38	0

Continued on next page...

Continued from previous page...

Mol	Type	Chain	Res	Atoms	RSCC	RSR	LLDF	B-factors(\AA^2)	Q<0.9
57	MG	DA	3046	1/1	0.93	0.41	-	26,26,26,26	0
57	MG	BA	3244	1/1	0.96	0.26	-	47,47,47,47	0
57	MG	BA	3065	1/1	0.99	0.30	-	24,24,24,24	0
57	MG	DA	3122	1/1	0.71	0.20	-	48,48,48,48	0
57	MG	BA	3091	1/1	0.88	0.44	-	21,21,21,21	0
57	MG	BA	3201	1/1	0.94	0.12	-	24,24,24,24	0
57	MG	BA	3238	1/1	0.83	0.43	-	20,20,20,20	0
57	MG	BA	3216	1/1	0.97	0.44	-	20,20,20,20	0
57	MG	AA	1687	1/1	0.84	0.28	-	44,44,44,44	0
57	MG	DA	3137	1/1	0.90	0.20	-	30,30,30,30	0
57	MG	BA	3126	1/1	0.91	0.29	-	66,66,66,66	0
57	MG	BA	3116	1/1	0.89	0.11	-	23,23,23,23	0
57	MG	BA	3288	1/1	0.92	0.20	-	18,18,18,18	0
57	MG	CA	1706	1/1	0.92	0.22	-	59,59,59,59	0
57	MG	BE	301	1/1	0.96	0.30	-	43,43,43,43	0
57	MG	BA	3090	1/1	0.99	0.25	-	17,17,17,17	0
57	MG	BA	3158	1/1	0.92	0.31	-	37,37,37,37	0
57	MG	DA	3277	1/1	0.56	0.26	-	57,57,57,57	0
57	MG	DA	3135	1/1	0.91	0.26	-	42,42,42,42	0
57	MG	DA	3176	1/1	0.89	0.32	-	24,24,24,24	0
57	MG	BA	3323	1/1	0.59	1.28	-	205,205,205,205	0
57	MG	DA	3278	1/1	0.86	0.27	-	59,59,59,59	0
57	MG	CA	1629	1/1	0.79	0.24	-	25,25,25,25	0
57	MG	D5	101	1/1	0.86	0.19	-	38,38,38,38	0
57	MG	DA	3299	1/1	0.90	0.16	-	42,42,42,42	0
57	MG	CA	1610	1/1	0.98	0.33	-	30,30,30,30	0
57	MG	DA	3191	1/1	0.94	0.21	-	18,18,18,18	0
57	MG	BA	3213	1/1	0.97	0.29	-	43,43,43,43	0
57	MG	DA	3065	1/1	0.90	0.35	-	29,29,29,29	0
57	MG	BA	3038	1/1	0.78	1.44	-	163,163,163,163	0
57	MG	CA	1686	1/1	0.71	0.28	-	44,44,44,44	0
57	MG	BA	3135	1/1	0.95	0.16	-	23,23,23,23	0
57	MG	DA	3218	1/1	0.88	0.19	-	35,35,35,35	0
57	MG	CA	1626	1/1	0.90	0.53	-	67,67,67,67	0
57	MG	BA	3037	1/1	0.92	0.23	-	9,9,9,9	0
57	MG	DA	3281	1/1	0.90	0.10	-	49,49,49,49	0
57	MG	BA	3377	1/1	0.95	0.11	-	23,23,23,23	0
57	MG	BA	3354	1/1	0.80	0.39	-	25,25,25,25	0
57	MG	BA	3336	1/1	0.93	0.16	-	29,29,29,29	0
57	MG	BA	3382	1/1	0.90	0.23	-	26,26,26,26	0
57	MG	AA	1649	1/1	0.92	0.30	-	50,50,50,50	0
57	MG	DA	3220	1/1	0.84	0.36	-	31,31,31,31	0

Continued on next page...

Continued from previous page...

Mol	Type	Chain	Res	Atoms	RSCC	RSR	LLDF	B-factors(\AA^2)	Q<0.9
57	MG	BA	3246	1/1	0.96	0.10	-	11,11,11,11	0
57	MG	DA	3054	1/1	0.96	0.58	-	27,27,27,27	0
57	MG	DA	3130	1/1	0.93	0.37	-	34,34,34,34	0
57	MG	DA	3283	1/1	0.88	0.20	-	62,62,62,62	0
57	MG	AA	1640	1/1	0.94	0.24	-	19,19,19,19	0
57	MG	BA	3433	1/1	0.91	0.50	-	52,52,52,52	0
57	MG	BA	3272	1/1	0.97	0.47	-	23,23,23,23	0
57	MG	BA	3453	1/1	0.92	0.20	-	41,41,41,41	0
57	MG	AA	1686	1/1	0.85	0.16	-	42,42,42,42	0
57	MG	BA	3261	1/1	0.94	0.41	-	28,28,28,28	0
57	MG	DA	3200	1/1	0.80	0.29	-	66,66,66,66	0
57	MG	BA	3396	1/1	0.97	0.11	-	26,26,26,26	0
57	MG	BA	3321	1/1	0.95	0.37	-	22,22,22,22	0
57	MG	BA	3423	1/1	0.97	0.07	-	25,25,25,25	0
57	MG	BB	209	1/1	0.89	0.12	-	37,37,37,37	0
57	MG	DA	3300	1/1	0.70	0.20	-	38,38,38,38	0
57	MG	BA	3304	1/1	0.96	0.10	-	49,49,49,49	0
57	MG	BA	3092	1/1	0.87	0.32	-	36,36,36,36	0
57	MG	BA	3214	1/1	0.96	0.11	-	29,29,29,29	0
57	MG	AA	1706	1/1	0.88	0.12	-	47,47,47,47	0
57	MG	BA	3173	1/1	0.94	0.14	-	40,40,40,40	0
57	MG	BA	3273	1/1	0.96	0.23	-	40,40,40,40	0
57	MG	CA	1704	1/1	0.93	0.17	-	26,26,26,26	0
57	MG	DA	3229	1/1	0.96	0.17	-	19,19,19,19	0
57	MG	DA	3096	1/1	0.93	0.19	-	34,34,34,34	0
57	MG	DA	3042	1/1	0.80	0.33	-	28,28,28,28	0
57	MG	BA	3196	1/1	0.90	0.16	-	27,27,27,27	0
57	MG	BA	3458	1/1	0.86	0.46	-	47,47,47,47	0
57	MG	DA	3185	1/1	0.86	0.38	-	37,37,37,37	0
57	MG	BA	3346	1/1	0.86	0.49	-	50,50,50,50	0
57	MG	DA	3276	1/1	0.84	0.21	-	51,51,51,51	0
57	MG	AA	1603	1/1	0.82	0.11	-	18,18,18,18	0
57	MG	DA	3249	1/1	0.91	0.14	-	33,33,33,33	0
57	MG	BA	3055	1/1	0.95	0.27	-	24,24,24,24	0
57	MG	DA	3070	1/1	0.72	0.40	-	46,46,46,46	0
57	MG	CA	1628	1/1	0.96	0.12	-	26,26,26,26	0
57	MG	BA	3002	1/1	0.92	0.19	-	39,39,39,39	0
57	MG	D5	102	1/1	0.94	0.43	-	44,44,44,44	0
57	MG	BA	3269	1/1	0.92	0.26	-	27,27,27,27	0
57	MG	BA	3265	1/1	0.91	0.11	-	67,67,67,67	0
57	MG	BA	3443	1/1	0.97	0.22	-	24,24,24,24	0
57	MG	DA	3272	1/1	0.90	0.20	-	40,40,40,40	0

Continued on next page...

Continued from previous page...

Mol	Type	Chain	Res	Atoms	RSCC	RSR	LLDF	B-factors(\AA^2)	Q<0.9
57	MG	DA	3092	1/1	0.96	0.37	-	25,25,25,25	0
57	MG	BA	3222	1/1	0.96	0.30	-	31,31,31,31	0
57	MG	DA	3285	1/1	0.95	0.23	-	38,38,38,38	0
57	MG	CA	1632	1/1	0.88	0.42	-	18,18,18,18	0
57	MG	BA	3248	1/1	0.89	0.32	-	34,34,34,34	0
57	MG	CA	1693	1/1	0.93	0.21	-	36,36,36,36	0
57	MG	DA	3024	1/1	0.91	0.14	-	33,33,33,33	0
57	MG	BA	3161	1/1	0.94	0.21	-	25,25,25,25	0
57	MG	AA	1715	1/1	0.90	0.16	-	62,62,62,62	0
57	MG	BA	3367	1/1	0.95	0.40	-	33,33,33,33	0
57	MG	AA	1716	1/1	0.92	0.13	-	31,31,31,31	0
57	MG	DA	3047	1/1	0.96	0.34	-	26,26,26,26	0
57	MG	DA	3266	1/1	0.76	0.36	-	46,46,46,46	0
57	MG	BA	3033	1/1	0.95	0.23	-	34,34,34,34	0
57	MG	BA	3010	1/1	0.98	0.25	-	23,23,23,23	0
57	MG	BA	3291	1/1	0.90	0.36	-	24,24,24,24	0
57	MG	DA	3139	1/1	0.92	0.18	-	58,58,58,58	0
57	MG	BA	3268	1/1	0.78	0.62	-	46,46,46,46	0
57	MG	DA	3168	1/1	0.96	0.24	-	35,35,35,35	0
57	MG	CA	1652	1/1	0.77	0.46	-	59,59,59,59	0
57	MG	DA	3251	1/1	0.89	0.31	-	53,53,53,53	0
57	MG	DA	3082	1/1	0.96	0.29	-	21,21,21,21	0
57	MG	DA	3180	1/1	0.92	0.30	-	49,49,49,49	0
57	MG	DA	3303	1/1	0.91	0.22	-	54,54,54,54	0
57	MG	BA	3426	1/1	0.92	0.12	-	26,26,26,26	0
57	MG	BA	3224	1/1	0.88	0.30	-	31,31,31,31	0
57	MG	AA	1644	1/1	0.93	0.27	-	40,40,40,40	0
57	MG	BA	3274	1/1	0.97	0.35	-	27,27,27,27	0
57	MG	AA	1611	1/1	0.47	0.88	-	58,58,58,58	0
57	MG	BA	3228	1/1	0.96	0.38	-	36,36,36,36	0
57	MG	BA	3136	1/1	0.87	0.92	-	76,76,76,76	0
57	MG	DA	3161	1/1	0.83	0.78	-	50,50,50,50	0
57	MG	BH	201	1/1	0.94	0.20	-	21,21,21,21	0
57	MG	AA	1654	1/1	0.86	0.27	-	29,29,29,29	0
57	MG	BA	3445	1/1	0.89	0.14	-	36,36,36,36	0
57	MG	AA	1646	1/1	0.87	0.15	-	49,49,49,49	0
57	MG	BA	3141	1/1	0.90	0.31	-	45,45,45,45	0
57	MG	BA	3227	1/1	0.93	0.29	-	21,21,21,21	0
57	MG	BA	3232	1/1	0.88	0.44	-	38,38,38,38	0
57	MG	CA	1623	1/1	0.90	0.33	-	59,59,59,59	0
57	MG	DA	3258	1/1	0.96	0.21	-	64,64,64,64	0
57	MG	AA	1614	1/1	0.95	0.37	-	29,29,29,29	0

Continued on next page...

Continued from previous page...

Mol	Type	Chain	Res	Atoms	RSCC	RSR	LLDF	B-factors(\AA^2)	Q<0.9
57	MG	DA	3250	1/1	0.92	0.37	-	26,26,26,26	0
57	MG	BA	3424	1/1	0.76	0.16	-	26,26,26,26	0
57	MG	DA	3074	1/1	0.98	0.26	-	21,21,21,21	0
57	MG	DB	204	1/1	0.72	0.18	-	43,43,43,43	0
57	MG	CA	1605	1/1	0.89	0.41	-	62,62,62,62	0
57	MG	BA	3314	1/1	0.96	0.07	-	22,22,22,22	0
57	MG	AA	1613	1/1	0.73	0.34	-	75,75,75,75	0
57	MG	BA	3072	1/1	0.97	0.44	-	23,23,23,23	0
57	MG	DA	3217	1/1	0.91	0.57	-	54,54,54,54	0
57	MG	BA	3360	1/1	0.96	0.15	-	27,27,27,27	0
57	MG	BA	3429	1/1	0.98	0.05	-	33,33,33,33	0
57	MG	BA	3145	1/1	0.95	0.35	-	29,29,29,29	0
57	MG	DA	3154	1/1	0.74	0.14	-	61,61,61,61	0
57	MG	DA	3245	1/1	0.85	0.28	-	52,52,52,52	0
57	MG	AA	1681	1/1	0.88	0.29	-	63,63,63,63	0
57	MG	BA	3381	1/1	0.86	0.43	-	66,66,66,66	0
57	MG	BA	3191	1/1	0.83	0.12	-	40,40,40,40	0
57	MG	AA	1642	1/1	0.66	0.35	-	67,67,67,67	0
57	MG	AA	1656	1/1	0.94	0.12	-	28,28,28,28	0
57	MG	CA	1703	1/1	0.91	0.41	-	34,34,34,34	0
57	MG	BA	3343	1/1	0.92	0.20	-	22,22,22,22	0
57	MG	AA	1627	1/1	0.96	0.16	-	21,21,21,21	0
57	MG	DA	3049	1/1	0.87	0.25	-	15,15,15,15	0
57	MG	CA	1699	1/1	0.98	0.24	-	32,32,32,32	0
57	MG	AW	102	1/1	0.93	0.09	-	26,26,26,26	0
57	MG	BA	3277	1/1	0.92	0.24	-	29,29,29,29	0
57	MG	DA	3208	1/1	0.87	0.09	-	59,59,59,59	0
57	MG	BA	3279	1/1	0.95	0.07	-	26,26,26,26	0
57	MG	DA	3264	1/1	0.94	0.11	-	25,25,25,25	0
57	MG	CA	1691	1/1	0.93	0.59	-	67,67,67,67	0
57	MG	DA	3210	1/1	0.94	0.26	-	41,41,41,41	0
57	MG	DA	3088	1/1	0.87	0.20	-	20,20,20,20	0
57	MG	CA	1624	1/1	0.93	0.60	-	39,39,39,39	0
57	MG	BQ	203	1/1	0.87	0.21	-	27,27,27,27	0
57	MG	BA	3379	1/1	0.75	0.21	-	40,40,40,40	0
57	MG	CA	1634	1/1	0.89	0.10	-	37,37,37,37	0
57	MG	CA	1672	1/1	0.86	0.24	-	29,29,29,29	0
57	MG	AA	1697	1/1	0.94	0.16	-	27,27,27,27	0
57	MG	BB	208	1/1	0.94	0.32	-	36,36,36,36	0
57	MG	BA	3380	1/1	0.88	0.30	-	37,37,37,37	0
57	MG	AA	1648	1/1	0.93	0.14	-	40,40,40,40	0
57	MG	BA	3408	1/1	0.85	0.45	-	57,57,57,57	0

Continued on next page...

Continued from previous page...

Mol	Type	Chain	Res	Atoms	RSCC	RSR	LLDF	B-factors(\AA^2)	Q<0.9
57	MG	BA	3016	1/1	0.91	0.48	-	20,20,20,20	0
57	MG	BA	3384	1/1	0.89	0.25	-	42,42,42,42	0
57	MG	CW	103	1/1	0.89	0.34	-	27,27,27,27	0
57	MG	DA	3242	1/1	0.96	0.08	-	32,32,32,32	0
57	MG	CA	1651	1/1	0.90	0.20	-	28,28,28,28	0
57	MG	BA	3215	1/1	0.92	0.21	-	35,35,35,35	0
57	MG	BA	3440	1/1	0.88	0.45	-	64,64,64,64	0
57	MG	BA	3305	1/1	0.93	0.35	-	41,41,41,41	0
57	MG	DA	3173	1/1	0.96	0.20	-	33,33,33,33	0
57	MG	AA	1701	1/1	0.90	0.32	-	33,33,33,33	0
57	MG	BA	3266	1/1	0.98	0.46	-	26,26,26,26	0
57	MG	CA	1640	1/1	0.82	0.62	-	61,61,61,61	0
57	MG	BA	3393	1/1	0.92	0.10	-	61,61,61,61	0
57	MG	BA	3356	1/1	0.93	0.17	-	21,21,21,21	0
57	MG	CA	1648	1/1	0.93	0.10	-	28,28,28,28	0
57	MG	DA	3256	1/1	0.82	0.28	-	62,62,62,62	0
57	MG	BA	3372	1/1	0.86	0.25	-	59,59,59,59	0
57	MG	DA	3215	1/1	0.89	0.34	-	37,37,37,37	0
57	MG	B5	104	1/1	0.93	0.24	-	33,33,33,33	0
57	MG	AA	1645	1/1	0.81	0.36	-	52,52,52,52	0
57	MG	AA	1652	1/1	0.96	0.16	-	44,44,44,44	0
57	MG	BA	3226	1/1	0.83	0.38	-	31,31,31,31	0
57	MG	DA	3233	1/1	0.92	0.17	-	17,17,17,17	0
57	MG	CA	1670	1/1	0.81	0.40	-	43,43,43,43	0
57	MG	AA	1703	1/1	0.89	0.17	-	51,51,51,51	0
57	MG	DA	3305	1/1	0.93	0.38	-	35,35,35,35	0
57	MG	CA	1659	1/1	0.94	0.36	-	32,32,32,32	0
57	MG	BA	3280	1/1	0.93	0.17	-	19,19,19,19	0
57	MG	B0	101	1/1	0.86	0.36	-	30,30,30,30	0
57	MG	DA	3282	1/1	0.84	0.24	-	65,65,65,65	0
57	MG	DA	3035	1/1	0.96	0.51	-	22,22,22,22	0
57	MG	DA	3241	1/1	0.92	0.10	-	26,26,26,26	0
57	MG	BA	3283	1/1	0.97	0.34	-	20,20,20,20	0
57	MG	CA	1645	1/1	0.91	0.28	-	41,41,41,41	0
57	MG	BA	3322	1/1	0.91	0.34	-	29,29,29,29	0
57	MG	DA	3124	1/1	0.94	0.17	-	26,26,26,26	0
57	MG	BA	3085	1/1	0.96	0.18	-	17,17,17,17	0
57	MG	D6	101	1/1	0.88	0.26	-	57,57,57,57	0
57	MG	DA	3257	1/1	0.98	0.14	-	35,35,35,35	0
57	MG	CA	1633	1/1	0.94	0.44	-	45,45,45,45	0
57	MG	AA	1683	1/1	0.95	0.29	-	31,31,31,31	0
57	MG	BX	101	1/1	0.93	0.15	-	36,36,36,36	0

Continued on next page...

Continued from previous page...

Mol	Type	Chain	Res	Atoms	RSCC	RSR	LLDF	B-factors(\AA^2)	Q<0.9
57	MG	BA	3454	1/1	0.95	0.14	-	25,25,25,25	0
57	MG	DA	3222	1/1	0.89	0.31	-	26,26,26,26	0
57	MG	BA	3355	1/1	0.74	0.53	-	31,31,31,31	0
57	MG	BA	3325	1/1	0.97	0.34	-	22,22,22,22	0
57	MG	DB	208	1/1	0.78	0.47	-	48,48,48,48	0
57	MG	BA	3114	1/1	0.95	0.37	-	24,24,24,24	0
57	MG	CA	1682	1/1	0.97	0.27	-	40,40,40,40	0
57	MG	BA	3255	1/1	0.96	0.44	-	31,31,31,31	0
57	MG	DA	3171	1/1	0.91	0.47	-	27,27,27,27	0
57	MG	DA	3138	1/1	0.94	0.26	-	17,17,17,17	0
57	MG	DA	3219	1/1	0.97	0.45	-	34,34,34,34	0
57	MG	AA	1674	1/1	0.80	0.22	-	49,49,49,49	0
57	MG	CA	1702	1/1	0.92	0.31	-	29,29,29,29	0
57	MG	BA	3143	1/1	0.79	0.31	-	31,31,31,31	0
57	MG	BA	3349	1/1	0.82	0.23	-	38,38,38,38	0
57	MG	BA	3131	1/1	0.94	0.33	-	26,26,26,26	0
57	MG	DA	3197	1/1	0.97	0.27	-	27,27,27,27	0
57	MG	BA	3083	1/1	0.95	0.14	-	22,22,22,22	0
57	MG	DA	3011	1/1	0.99	0.35	-	20,20,20,20	0
57	MG	DA	3252	1/1	0.93	0.50	-	27,27,27,27	0
57	MG	AA	1684	1/1	0.92	0.13	-	31,31,31,31	0
57	MG	DA	3268	1/1	0.91	0.18	-	43,43,43,43	0
57	MG	BA	3176	1/1	0.72	0.19	-	44,44,44,44	0
57	MG	DA	3177	1/1	0.88	0.46	-	52,52,52,52	0
57	MG	AA	1608	1/1	0.94	0.17	-	65,65,65,65	0
57	MG	BA	3452	1/1	0.99	0.15	-	16,16,16,16	0
57	MG	AA	1657	1/1	0.83	0.15	-	54,54,54,54	0
57	MG	BA	3132	1/1	0.94	0.29	-	28,28,28,28	0
57	MG	BA	3290	1/1	0.88	0.22	-	22,22,22,22	0
57	MG	BA	3195	1/1	0.84	0.20	-	47,47,47,47	0
57	MG	BA	3175	1/1	0.77	0.23	-	71,71,71,71	0
57	MG	BA	3414	1/1	0.91	0.35	-	36,36,36,36	0
57	MG	AA	1705	1/1	0.76	0.28	-	66,66,66,66	0
57	MG	BA	3370	1/1	0.90	0.10	-	48,48,48,48	0
57	MG	BA	3421	1/1	0.89	0.16	-	32,32,32,32	0
57	MG	DA	3134	1/1	0.96	0.17	-	24,24,24,24	0
57	MG	BA	3247	1/1	0.96	0.06	-	33,33,33,33	0
57	MG	BA	3328	1/1	0.91	0.24	-	32,32,32,32	0
57	MG	DA	3165	1/1	0.87	0.14	-	43,43,43,43	0
57	MG	DA	3287	1/1	0.88	0.28	-	48,48,48,48	0
57	MG	DA	3015	1/1	0.96	0.23	-	36,36,36,36	0
57	MG	DB	206	1/1	0.96	0.16	-	19,19,19,19	0

Continued on next page...

Continued from previous page...

Mol	Type	Chain	Res	Atoms	RSCC	RSR	LLDF	B-factors(\AA^2)	Q<0.9
57	MG	DA	3106	1/1	0.95	0.50	-	25,25,25,25	0
57	MG	B1	101	1/1	0.94	0.42	-	63,63,63,63	0
57	MG	DA	3131	1/1	0.90	0.32	-	39,39,39,39	0
57	MG	BA	3171	1/1	0.89	0.44	-	41,41,41,41	0
57	MG	BA	3013	1/1	0.89	0.18	-	56,56,56,56	0
57	MG	BA	3334	1/1	0.95	0.19	-	24,24,24,24	0
57	MG	CA	1658	1/1	0.90	0.17	-	21,21,21,21	0
57	MG	BA	3148	1/1	0.91	0.22	-	64,64,64,64	0
57	MG	DA	3189	1/1	0.92	0.20	-	34,34,34,34	0
57	MG	BA	3001	1/1	0.84	0.17	-	50,50,50,50	0
57	MG	DA	3244	1/1	0.93	0.31	-	26,26,26,26	0
57	MG	AA	1695	1/1	0.96	0.20	-	26,26,26,26	0
57	MG	BA	3413	1/1	0.98	0.26	-	24,24,24,24	0
57	MG	BQ	201	1/1	0.95	0.20	-	24,24,24,24	0
57	MG	BA	3446	1/1	0.85	0.69	-	60,60,60,60	0
57	MG	CA	1607	1/1	0.94	0.12	-	37,37,37,37	0
57	MG	CA	1681	1/1	0.85	0.18	-	44,44,44,44	0
57	MG	AA	1661	1/1	0.86	0.21	-	67,67,67,67	0
57	MG	BA	3318	1/1	0.90	0.38	-	41,41,41,41	0
57	MG	BA	3296	1/1	0.87	0.18	-	25,25,25,25	0
57	MG	BA	3386	1/1	0.94	0.29	-	68,68,68,68	0
57	MG	CA	1647	1/1	0.92	0.26	-	61,61,61,61	0
57	MG	BA	3267	1/1	0.98	0.16	-	19,19,19,19	0
57	MG	AA	1632	1/1	0.89	0.43	-	57,57,57,57	0
57	MG	AA	1605	1/1	0.85	0.17	-	51,51,51,51	0
57	MG	CA	1656	1/1	0.95	0.44	-	43,43,43,43	0
57	MG	BA	3127	1/1	0.92	0.23	-	30,30,30,30	0
57	MG	CA	1696	1/1	0.93	0.30	-	54,54,54,54	0
57	MG	AA	1709	1/1	0.78	0.20	-	66,66,66,66	0
57	MG	DA	3143	1/1	0.86	0.22	-	23,23,23,23	0
57	MG	BA	3340	1/1	0.97	0.23	-	29,29,29,29	0
57	MG	DA	3253	1/1	0.98	0.19	-	20,20,20,20	0
57	MG	DA	3262	1/1	0.93	0.28	-	29,29,29,29	0
57	MG	DA	3153	1/1	0.92	0.15	-	41,41,41,41	0
57	MG	DA	3273	1/1	0.87	0.31	-	55,55,55,55	0
57	MG	AA	1612	1/1	0.94	0.39	-	25,25,25,25	0
57	MG	CA	1683	1/1	0.95	0.15	-	36,36,36,36	0
57	MG	AA	1665	1/1	0.87	0.38	-	63,63,63,63	0
57	MG	BA	3108	1/1	0.97	0.23	-	35,35,35,35	0
57	MG	AA	1685	1/1	0.87	0.29	-	42,42,42,42	0
57	MG	BA	3327	1/1	0.97	0.20	-	28,28,28,28	0
57	MG	DA	3148	1/1	0.98	0.32	-	24,24,24,24	0

Continued on next page...

Continued from previous page...

Mol	Type	Chain	Res	Atoms	RSCC	RSR	LLDF	B-factors(\AA^2)	Q<0.9
57	MG	BA	3287	1/1	0.99	0.17	-	20,20,20,20	0
57	MG	DA	3167	1/1	0.91	0.43	-	38,38,38,38	0
57	MG	BA	3351	1/1	0.97	0.15	-	56,56,56,56	0
57	MG	BA	3316	1/1	0.95	0.19	-	28,28,28,28	0
57	MG	AA	1713	1/1	0.90	0.14	-	43,43,43,43	0
57	MG	AA	1641	1/1	0.96	0.16	-	30,30,30,30	0
57	MG	BA	3389	1/1	0.98	0.24	-	21,21,21,21	0
57	MG	BA	3084	1/1	0.95	0.69	-	61,61,61,61	0
57	MG	DA	3136	1/1	0.89	0.17	-	22,22,22,22	0
57	MG	BA	3250	1/1	0.99	0.50	-	22,22,22,22	0
57	MG	BA	3019	1/1	0.97	0.34	-	25,25,25,25	0
57	MG	DA	3121	1/1	0.80	0.30	-	57,57,57,57	0
57	MG	DA	3293	1/1	0.90	0.24	-	39,39,39,39	0
57	MG	BA	3235	1/1	0.92	0.25	-	51,51,51,51	0
57	MG	DA	3066	1/1	0.97	0.30	-	22,22,22,22	0
57	MG	AA	1636	1/1	0.85	0.17	-	62,62,62,62	0
57	MG	BA	3270	1/1	0.87	0.32	-	43,43,43,43	0
57	MG	BA	3302	1/1	0.96	0.11	-	37,37,37,37	0
57	MG	AA	1601	1/1	0.75	0.22	-	47,47,47,47	0
57	MG	BA	3331	1/1	0.91	0.27	-	28,28,28,28	0
57	MG	DA	3075	1/1	0.94	0.32	-	27,27,27,27	0
57	MG	DA	3062	1/1	0.93	0.16	-	33,33,33,33	0
57	MG	CA	1669	1/1	0.96	0.19	-	21,21,21,21	0
57	MG	BA	3027	1/1	0.93	0.20	-	26,26,26,26	0
57	MG	BA	3375	1/1	0.94	0.41	-	36,36,36,36	0
57	MG	BA	3199	1/1	0.87	0.33	-	23,23,23,23	0
57	MG	BP	203	1/1	0.95	0.22	-	27,27,27,27	0
57	MG	DA	3003	1/1	0.91	0.18	-	30,30,30,30	0
57	MG	BA	3130	1/1	0.96	0.39	-	35,35,35,35	0
57	MG	DA	3116	1/1	0.93	0.34	-	33,33,33,33	0
57	MG	DA	3028	1/1	0.86	0.14	-	34,34,34,34	0
57	MG	BA	3417	1/1	0.89	0.25	-	62,62,62,62	0
57	MG	CA	1604	1/1	0.70	0.25	-	38,38,38,38	0
57	MG	BA	3395	1/1	0.93	0.46	-	39,39,39,39	0
57	MG	DA	3087	1/1	0.92	0.40	-	26,26,26,26	0
57	MG	AA	1671	1/1	0.95	0.23	-	42,42,42,42	0
57	MG	DA	3183	1/1	0.93	0.22	-	54,54,54,54	0
57	MG	AA	1673	1/1	0.92	0.12	-	40,40,40,40	0
57	MG	AA	1682	1/1	0.96	0.21	-	18,18,18,18	0
57	MG	DA	3102	1/1	0.95	0.40	-	32,32,32,32	0
57	MG	BA	3320	1/1	0.88	0.28	-	25,25,25,25	0
57	MG	BA	3319	1/1	0.93	0.07	-	28,28,28,28	0

Continued on next page...

Continued from previous page...

Mol	Type	Chain	Res	Atoms	RSCC	RSR	LLDF	B-factors(\AA^2)	Q<0.9
57	MG	DA	3201	1/1	0.90	0.45	-	32,32,32,32	0
57	MG	DA	3182	1/1	0.90	0.15	-	37,37,37,37	0
57	MG	BA	3192	1/1	0.94	0.26	-	27,27,27,27	0
57	MG	BA	3225	1/1	0.94	0.16	-	16,16,16,16	0
57	MG	BA	3190	1/1	0.84	0.21	-	34,34,34,34	0
57	MG	BA	3456	1/1	0.88	0.26	-	43,43,43,43	0
57	MG	DA	3228	1/1	0.92	0.23	-	25,25,25,25	0
57	MG	CA	1612	1/1	0.90	0.37	-	55,55,55,55	0
57	MG	BA	3407	1/1	0.75	0.33	-	66,66,66,66	0
57	MG	DA	3115	1/1	0.94	0.08	-	36,36,36,36	0
57	MG	CA	1609	1/1	0.91	0.30	-	27,27,27,27	0
57	MG	DA	3101	1/1	0.90	0.23	-	35,35,35,35	0
57	MG	BA	3439	1/1	0.92	0.17	-	32,32,32,32	0
57	MG	DA	3023	1/1	0.92	0.23	-	42,42,42,42	0
57	MG	BA	3162	1/1	0.92	0.10	-	21,21,21,21	0
57	MG	BA	3174	1/1	0.93	0.17	-	53,53,53,53	0
57	MG	DA	3295	1/1	0.96	0.27	-	40,40,40,40	0
57	MG	BA	3295	1/1	0.95	0.27	-	20,20,20,20	0
57	MG	BA	3100	1/1	0.88	0.55	-	28,28,28,28	0
57	MG	BA	3249	1/1	0.73	0.26	-	46,46,46,46	0
57	MG	DA	3238	1/1	0.90	0.23	-	33,33,33,33	0
57	MG	BA	3317	1/1	0.70	0.37	-	27,27,27,27	0
57	MG	CA	1650	1/1	0.97	0.12	-	28,28,28,28	0
57	MG	BA	3263	1/1	0.93	0.09	-	36,36,36,36	0
57	MG	CE	201	1/1	0.67	0.36	-	42,42,42,42	0
57	MG	DB	207	1/1	0.97	0.18	-	27,27,27,27	0
57	MG	BA	3039	1/1	0.97	0.73	-	39,39,39,39	0
57	MG	BA	3311	1/1	0.89	0.18	-	31,31,31,31	0
57	MG	BA	3060	1/1	0.91	0.38	-	47,47,47,47	0
57	MG	BA	3209	1/1	0.94	0.25	-	23,23,23,23	0
57	MG	BA	3074	1/1	0.89	0.36	-	31,31,31,31	0
57	MG	BA	3276	1/1	0.96	0.39	-	21,21,21,21	0
57	MG	BA	3239	1/1	0.83	0.24	-	46,46,46,46	0
57	MG	BA	3028	1/1	0.90	0.22	-	29,29,29,29	0
57	MG	BA	3342	1/1	0.86	0.13	-	22,22,22,22	0
57	MG	DA	3158	1/1	0.88	0.35	-	44,44,44,44	0
57	MG	CA	1646	1/1	0.81	0.20	-	59,59,59,59	0
57	MG	DA	3001	1/1	0.89	0.30	-	61,61,61,61	0
57	MG	CA	1668	1/1	0.94	0.22	-	27,27,27,27	0
57	MG	BA	3326	1/1	0.92	0.17	-	21,21,21,21	0
57	MG	BA	3442	1/1	0.39	3.28	-	205,205,205,205	0
57	MG	BA	3182	1/1	0.93	0.45	-	27,27,27,27	0

Continued on next page...

Continued from previous page...

Mol	Type	Chain	Res	Atoms	RSCC	RSR	LLDF	B-factors(\AA^2)	Q<0.9
57	MG	DA	3034	1/1	0.94	0.25	-	57,57,57,57	0
57	MG	DA	3223	1/1	0.87	0.24	-	32,32,32,32	0
57	MG	CA	1619	1/1	0.92	0.15	-	34,34,34,34	0
57	MG	BA	3444	1/1	0.79	0.96	-	101,101,101,101	0
57	MG	AA	1610	1/1	0.97	0.45	-	21,21,21,21	0
57	MG	BA	3310	1/1	0.92	0.19	-	30,30,30,30	0
57	MG	BA	3373	1/1	0.87	0.20	-	31,31,31,31	0
57	MG	CA	1615	1/1	0.92	0.37	-	63,63,63,63	0
57	MG	BA	3450	1/1	0.91	0.41	-	44,44,44,44	0
57	MG	BA	3128	1/1	0.98	0.40	-	33,33,33,33	0
57	MG	DA	3195	1/1	0.69	0.86	-	73,73,73,73	0
57	MG	DP	201	1/1	0.90	0.16	-	38,38,38,38	0
57	MG	CA	1618	1/1	0.64	0.25	-	39,39,39,39	0
57	MG	BA	3082	1/1	0.94	0.32	-	24,24,24,24	0
57	MG	BA	3264	1/1	0.80	0.29	-	34,34,34,34	0
57	MG	BA	3278	1/1	0.96	0.17	-	33,33,33,33	0
57	MG	BA	3165	1/1	0.95	0.19	-	25,25,25,25	0
57	MG	DA	3209	1/1	0.93	0.26	-	33,33,33,33	0
57	MG	BA	3457	1/1	0.96	0.18	-	35,35,35,35	0
57	MG	DA	3128	1/1	0.96	0.26	-	24,24,24,24	0
57	MG	BA	3402	1/1	0.94	0.12	-	24,24,24,24	0
57	MG	BA	3223	1/1	0.82	0.24	-	49,49,49,49	0
57	MG	AA	1692	1/1	0.96	0.23	-	51,51,51,51	0
57	MG	BA	3324	1/1	0.97	0.17	-	25,25,25,25	0
57	MG	DA	3110	1/1	0.90	0.33	-	38,38,38,38	0
57	MG	BA	3353	1/1	0.92	0.38	-	36,36,36,36	0
57	MG	BA	3406	1/1	0.89	0.16	-	50,50,50,50	0
57	MG	AA	1634	1/1	0.96	0.41	-	41,41,41,41	0
57	MG	AA	1660	1/1	0.92	0.22	-	31,31,31,31	0
57	MG	BA	3129	1/1	0.85	0.18	-	25,25,25,25	0
57	MG	CA	1639	1/1	0.93	0.11	-	22,22,22,22	0
57	MG	BA	3359	1/1	0.90	0.28	-	44,44,44,44	0
57	MG	DA	3284	1/1	0.96	0.13	-	51,51,51,51	0
57	MG	BA	3051	1/1	0.91	0.45	-	51,51,51,51	0
57	MG	BA	3043	1/1	0.98	0.34	-	25,25,25,25	0
57	MG	DA	3108	1/1	0.71	0.59	-	47,47,47,47	0
57	MG	BA	3058	1/1	0.94	0.47	-	18,18,18,18	0

6.5 Other polymers ⓘ

There are no such residues in this entry.