

## wwPDB EM Map/Model Validation Report ⓘ

Apr 10, 2016 – 02:37 PM BST

PDB ID : 4V7Q  
EMDB ID: : EMD-5199  
Title : Atomic model of an infectious rotavirus particle  
Authors : Settembre, E.C.; Chen, J.Z.; Dormitzer, P.R.; Grigorieff, N.; Harrison, S.C  
Deposited on : 2010-05-13  
Resolution : 3.80 Å(reported)

This is a wwPDB EM Map/Model Validation Report for a publicly released PDB/EMDB entry.  
For rigid body fitted models, validation errors reported here could stem from errors in the original structure(s) used in the fitting.  
We welcome your comments at [validation@mail.wwpdb.org](mailto:validation@mail.wwpdb.org)  
A user guide is available at  
<http://wwpdb.org/validation/2016/EMValidationReportHelp>

---

MolProbity : 4.02b-467  
Mogul : 1.7.1 (RC1), CSD as537be (2016)  
Percentile statistics : 20151230.v01 (using entries in the PDB archive December 30th 2015)  
Ideal geometry (proteins) : Engh & Huber (2001)  
Ideal geometry (DNA, RNA) : Parkinson et. al. (1996)  
Validation Pipeline (wwPDB-VP) : trunk27241



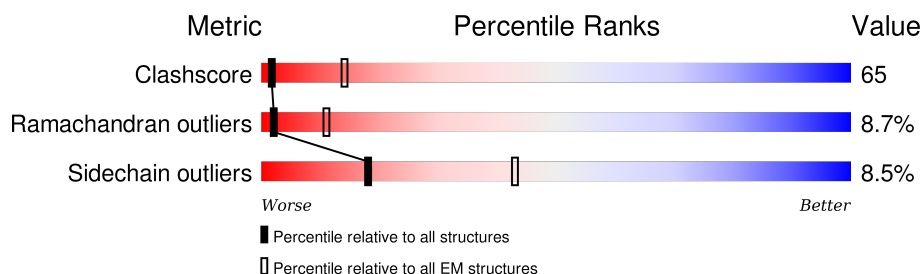
# 1 Overall quality at a glance

The following experimental techniques were used to determine the structure:

*ELECTRON MICROSCOPY*

The reported resolution of this entry is 3.80 Å.

Percentile scores (ranging between 0-100) for global validation metrics of the entry are shown in the following graphic. The table shows the number of entries on which the scores are based.



Metric	Whole archive (#Entries)	EM structures (#Entries)
Clashscore	114402	924
Ramachandran outliers	111179	726
Sidechain outliers	111093	686















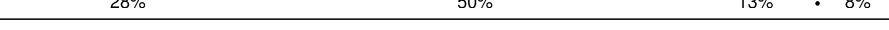







The table below summarises the geometric issues observed across the polymeric chains. The red, orange, yellow and green segments on the bar indicate the fraction of residues that contain outliers for  $\geq 3$ , 2, 1 and 0 types of geometric quality criteria. A grey segment represents the fraction of residues that are not modelled. The numeric value for each fraction is indicated below the corresponding segment, with a dot representing fractions  $\leq 5\%$ .

Mol	Chain	Length	Quality of chain
1	AA	800	18% 57% 20% . .
1	AB	800	20% 57% 22% .
2	AC	397	56% 37% 7% .
2	AD	397	57% 36% 7% .
2	AE	397	56% 37% 7% .
2	AF	397	59% 34% 6% .
2	AG	397	57% 36% 7% .
2	AH	397	54% 39% 7% .
2	AI	397	55% 37% 7% .

*Continued on next page...*



Continued from previous page...

Mol	Chain	Length	Quality of chain
2	AJ	397	
2	AK	397	
2	AL	397	
2	AM	397	
2	AN	397	
2	AO	397	
3	BA	276	
3	BF	276	
3	BG	276	
3	BH	276	
3	BI	276	
3	BJ	276	
3	BK	276	
3	BL	276	
3	BM	276	
3	BN	276	
3	BO	276	
3	BP	276	
3	BQ	276	
4	BX	776	
4	BY	776	
4	BZ	776	

The following table lists non-polymeric compounds, carbohydrate monomers and non-standard residues in protein, DNA, RNA chains that are outliers for geometric or electron-density-fit criteria:



Mol	Type	Chain	Res	Chirality	Geometry	Clashes	Electron density
6	NAG	BQ	401	X	-	-	-



## 2 Entry composition [i](#)

There are 7 unique types of molecules in this entry. The entry contains 97287 atoms, of which 0 are hydrogens and 0 are deuteriums.

In the tables below, the AltConf column contains the number of residues with at least one atom in alternate conformation and the Trace column contains the number of residues modelled with at most 2 atoms.

- Molecule 1 is a protein called Core scaffold protein.

Mol	Chain	Residues	Atoms					AltConf	Trace
1	AA	781	Total	C	N	O	S	0	0
			6379	4052	1101	1190	36		
1	AB	800	Total	C	N	O	S	0	0
			6545	4159	1127	1223	36		

- Molecule 2 is a protein called Intermediate capsid protein VP6.

Mol	Chain	Residues	Atoms					AltConf	Trace
2	AC	397	Total	C	N	O	S	0	0
			3163	2004	551	593	15		
2	AD	397	Total	C	N	O	S	0	0
			3163	2004	551	593	15		
2	AE	397	Total	C	N	O	S	0	0
			3163	2004	551	593	15		
2	AF	397	Total	C	N	O	S	0	0
			3163	2004	551	593	15		
2	AG	397	Total	C	N	O	S	0	0
			3163	2004	551	593	15		
2	AH	397	Total	C	N	O	S	0	0
			3163	2004	551	593	15		
2	AI	397	Total	C	N	O	S	0	0
			3163	2004	551	593	15		
2	AJ	397	Total	C	N	O	S	0	0
			3163	2004	551	593	15		
2	AK	397	Total	C	N	O	S	0	0
			3163	2004	551	593	15		
2	AL	397	Total	C	N	O	S	0	0
			3163	2004	551	593	15		
2	AM	397	Total	C	N	O	S	0	0
			3163	2004	551	593	15		
2	AN	397	Total	C	N	O	S	0	0
			3163	2004	551	593	15		
2	AO	397	Total	C	N	O	S	0	0
			3163	2004	551	593	15		



- Molecule 3 is a protein called Outer layer protein VP7.

Mol	Chain	Residues	Atoms					AltConf	Trace
3	BA	255	Total	C	N	O	S	0	0
			2011	1277	314	404	16		
3	BF	263	Total	C	N	O	S	0	0
			2072	1311	329	416	16		
3	BG	273	Total	C	N	O	S	0	0
			2160	1372	341	431	16		
3	BH	255	Total	C	N	O	S	0	0
			2011	1277	314	404	16		
3	BI	273	Total	C	N	O	S	0	0
			2160	1372	341	431	16		
3	BJ	274	Total	C	N	O	S	0	0
			2171	1378	345	432	16		
3	BK	269	Total	C	N	O	S	0	0
			2117	1341	336	424	16		
3	BL	272	Total	C	N	O	S	0	0
			2148	1363	340	429	16		
3	BM	255	Total	C	N	O	S	0	0
			2011	1277	314	404	16		
3	BN	275	Total	C	N	O	S	0	0
			2179	1384	346	433	16		
3	BO	274	Total	C	N	O	S	0	0
			2171	1378	345	432	16		
3	BP	273	Total	C	N	O	S	0	0
			2157	1368	342	431	16		
3	BQ	255	Total	C	N	O	S	0	0
			2011	1277	314	404	16		

- Molecule 4 is a protein called Outer capsid protein VP4.

Mol	Chain	Residues	Atoms					AltConf	Trace
4	BX	735	Total	C	N	O	S	0	0
			5783	3643	967	1152	21		
4	BY	738	Total	C	N	O	S	0	0
			5809	3660	972	1156	21		
4	BZ	517	Total	C	N	O	S	0	0
			4058	2551	689	802	16		

There are 15 discrepancies between the modelled and reference sequences:

Chain	Residue	Modelled	Actual	Comment	Reference
BX	37	LEU	PRO	CONFLICT	UNP C3RX20
BX	180	GLU	LYS	CONFLICT	UNP C3RX20

*Continued on next page...*



*Continued from previous page...*

Chain	Residue	Modelled	Actual	Comment	Reference
BX	187	LYS	ARG	CONFLICT	UNP C3RX20
BX	267	TYR	CYS	CONFLICT	UNP C3RX20
BX	379	ILE	THR	CONFLICT	UNP C3RX20
BY	37	LEU	PRO	CONFLICT	UNP C3RX20
BY	180	GLU	LYS	CONFLICT	UNP C3RX20
BY	187	LYS	ARG	CONFLICT	UNP C3RX20
BY	267	TYR	CYS	CONFLICT	UNP C3RX20
BY	379	ILE	THR	CONFLICT	UNP C3RX20
BZ	37	LEU	PRO	CONFLICT	UNP C3RX20
BZ	180	GLU	LYS	CONFLICT	UNP C3RX20
BZ	187	LYS	ARG	CONFLICT	UNP C3RX20
BZ	267	TYR	CYS	CONFLICT	UNP C3RX20
BZ	379	ILE	THR	CONFLICT	UNP C3RX20

- Molecule 5 is ZINC ION (three-letter code: ZN) (formula: Zn).

Mol	Chain	Residues	Atoms		AltConf
5	AO	1	Total	Zn	0
			1	1	
5	AN	1	Total	Zn	0
			1	1	
5	AC	1	Total	Zn	0
			1	1	
5	AF	1	Total	Zn	0
			1	1	
5	AK	1	Total	Zn	0
			1	1	

- Molecule 6 is a polymer of unknown type called N-ACETYL-D-GLUCOSAMINE.

Mol	Chain	Residues	Atoms				AltConf
6	BA	2	Total	C	N	O	0
			28	16	2	10	
6	BF	2	Total	C	N	O	0
			28	16	2	10	
6	BH	2	Total	C	N	O	0
			28	16	2	10	
6	BI	2	Total	C	N	O	0
			28	16	2	10	
6	BN	2	Total	C	N	O	0
			28	16	2	10	

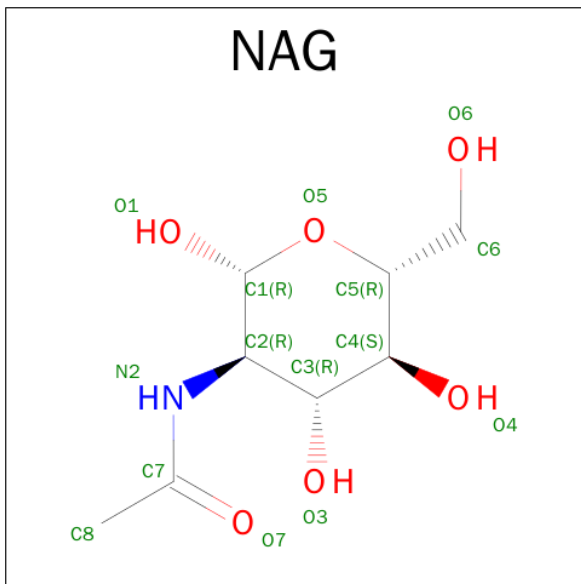
*Continued on next page...*



*Continued from previous page...*

Mol	Chain	Residues	Atoms				AltConf
6	BO	2	Total	C	N	O	0
			28	16	2	10	
6	BQ	2	Total	C	N	O	0
			28	16	2	10	

- Molecule 7 is SUGAR (N-ACETYL-D-GLUCOSAMINE) (three-letter code: NAG) (formula:  $C_8H_{15}NO_6$ ).



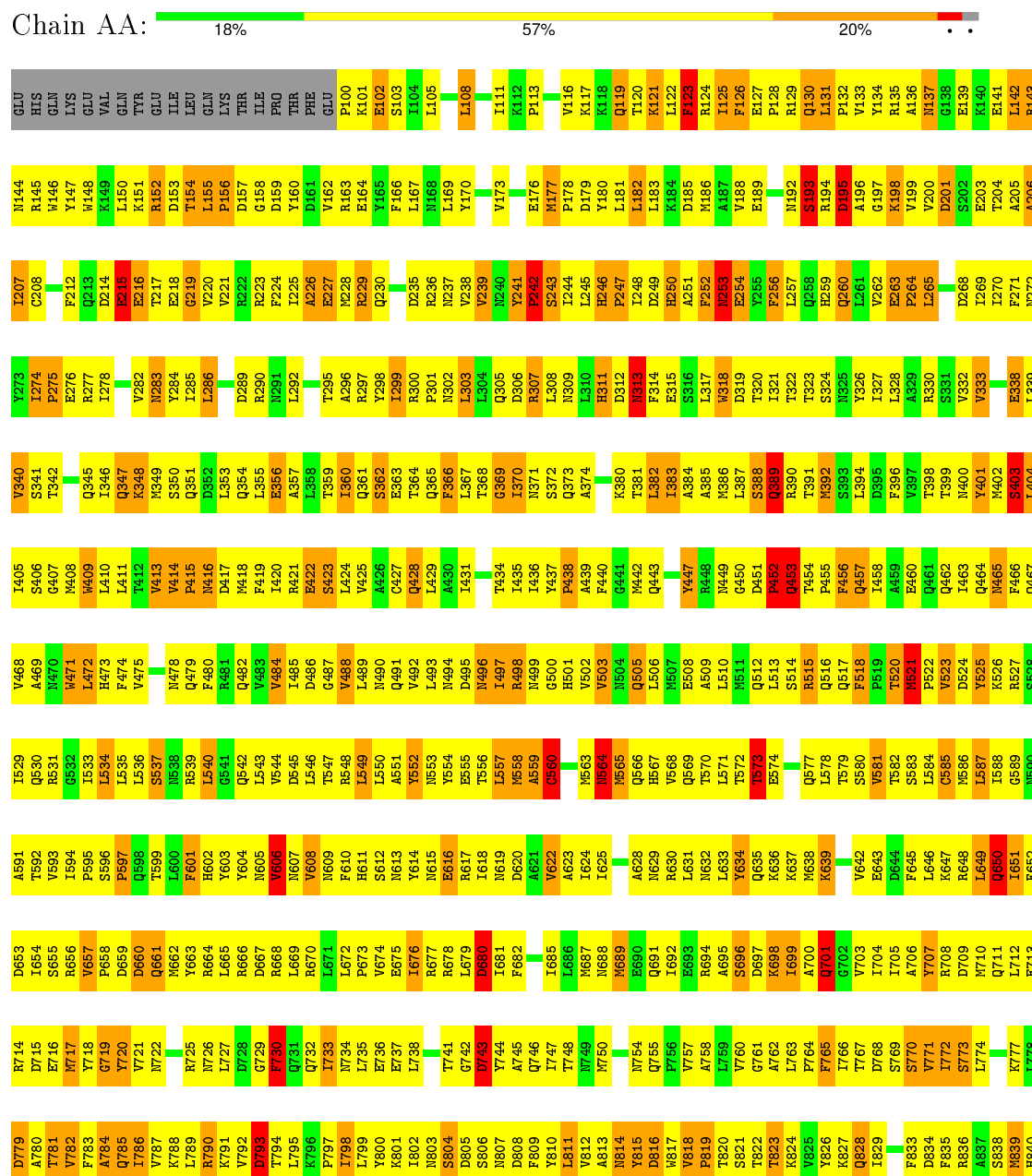
Mol	Chain	Residues	Atoms				AltConf
7	BM	1	Total	C	N	O	0
			14	8	1	5	



### 3 Residue-property plots

These plots are drawn for all protein, RNA and DNA chains in the entry. The first graphic for a chain summarises the proportions of errors displayed in the second graphic. The second graphic shows the sequence view annotated by issues in geometry. Residues are color-coded according to the number of geometric quality criteria for which they contain at least one outlier: green = 0, yellow = 1, orange = 2 and red = 3 or more. Stretches of 2 or more consecutive residues without any outlier are shown as a green connector. Residues present in the sample, but not in the model, are shown in grey.

- Molecule 1: Core scaffold protein

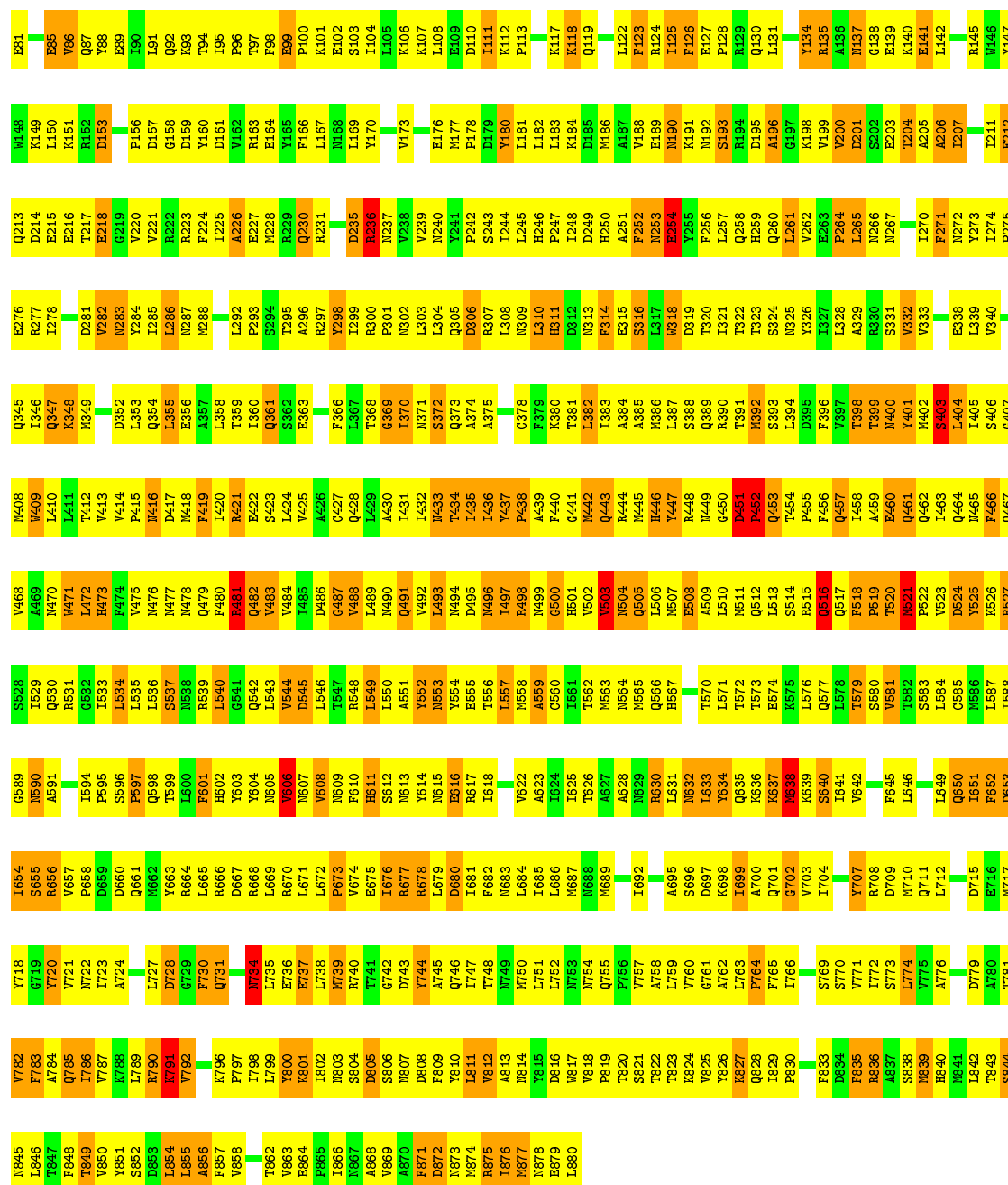






• Molecule 1: Core scaffold protein

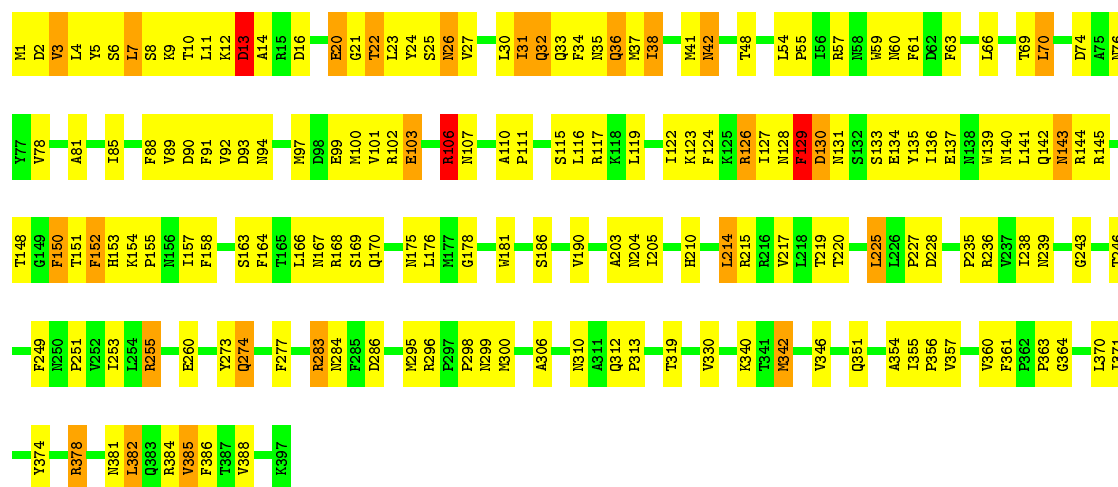
Chain AB: 20% 57% 22%



• Molecule 2: Intermediate capsid protein VP6

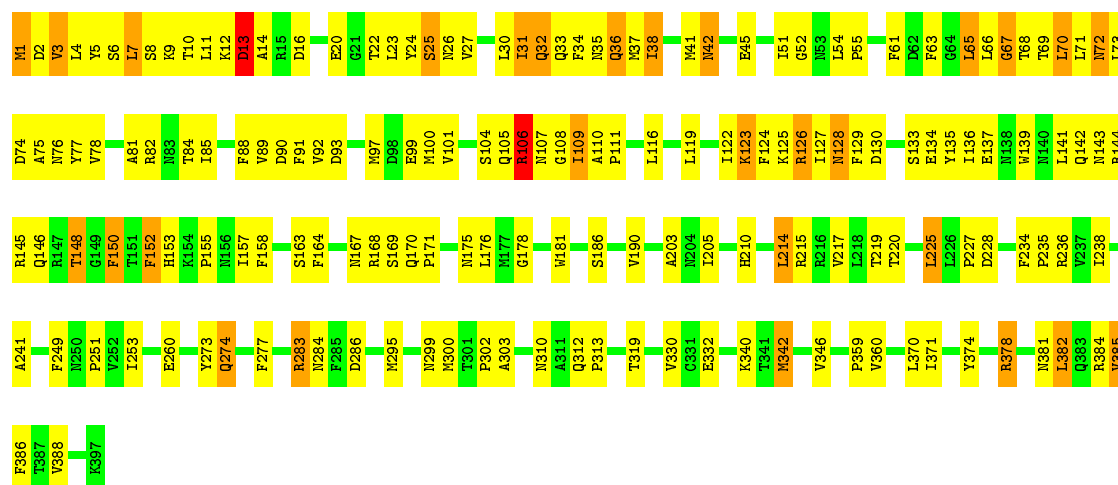
Chain AC: 56% 37% 7%





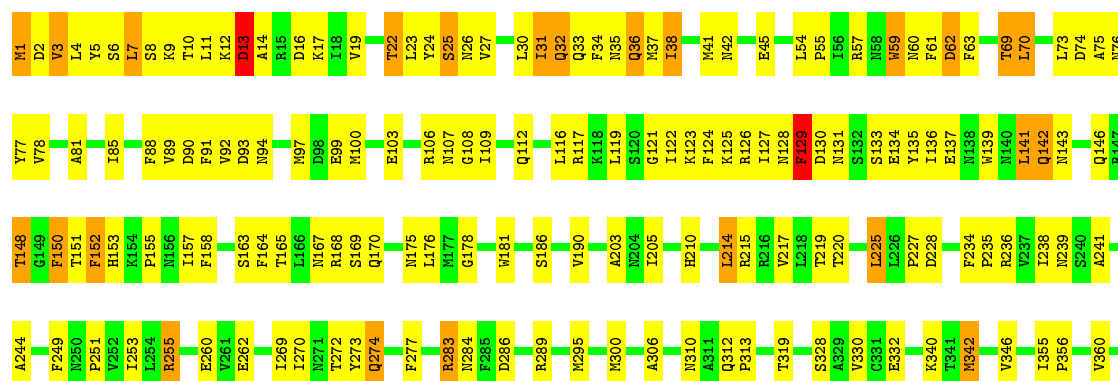
• Molecule 2: Intermediate capsid protein VP6

Chain AD: 57% 36% 7% •



• Molecule 2: Intermediate capsid protein VP6

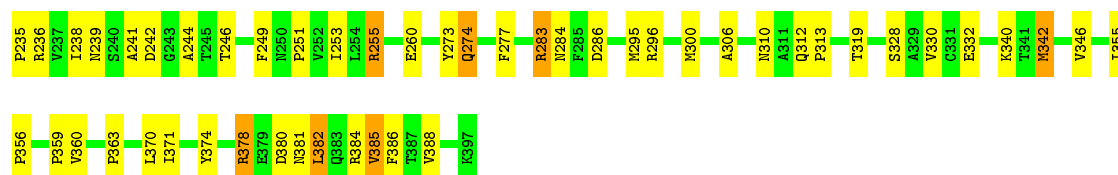
Chain AE: 56% 37% 7% •





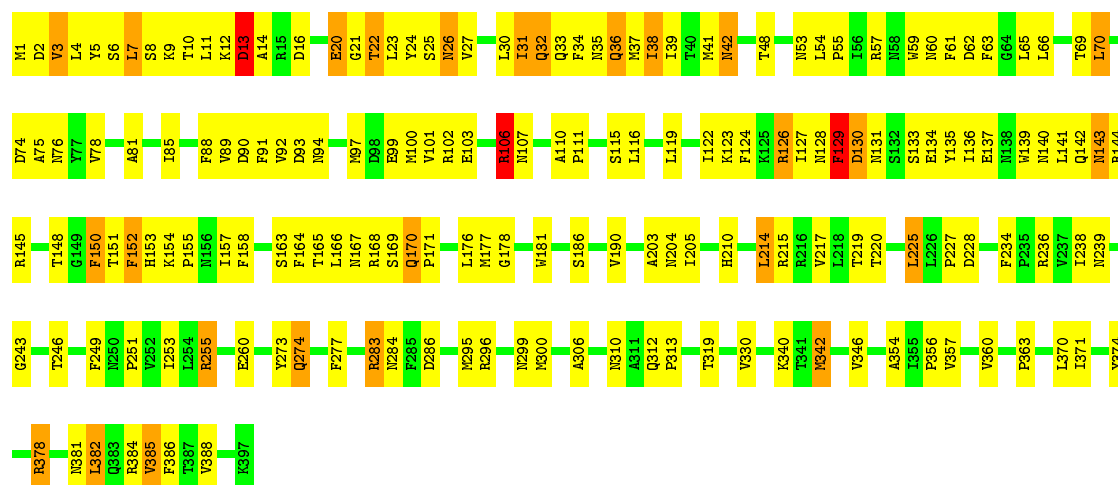






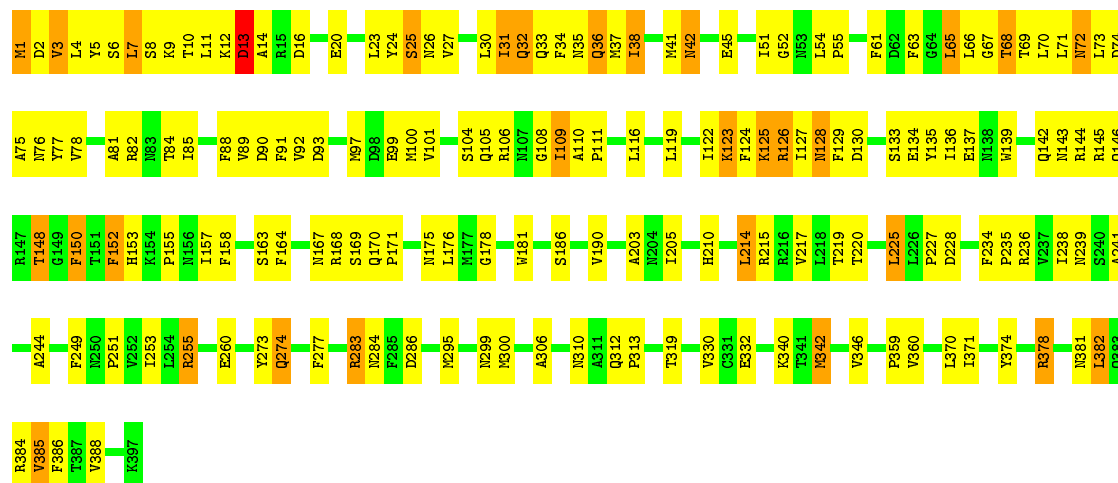
• Molecule 2: Intermediate capsid protein VP6

Chain AI: 55% 37% 7%




• Molecule 2: Intermediate capsid protein VP6

Chain AJ: 57% 35% 7%

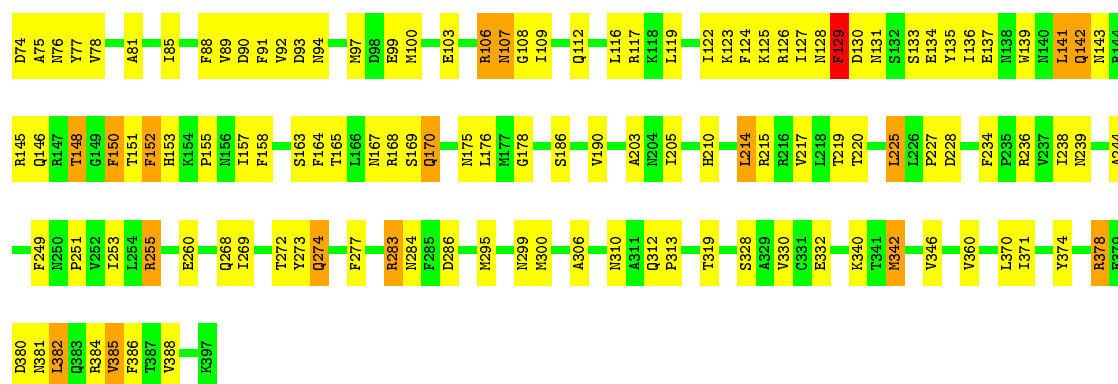


• Molecule 2: Intermediate capsid protein VP6

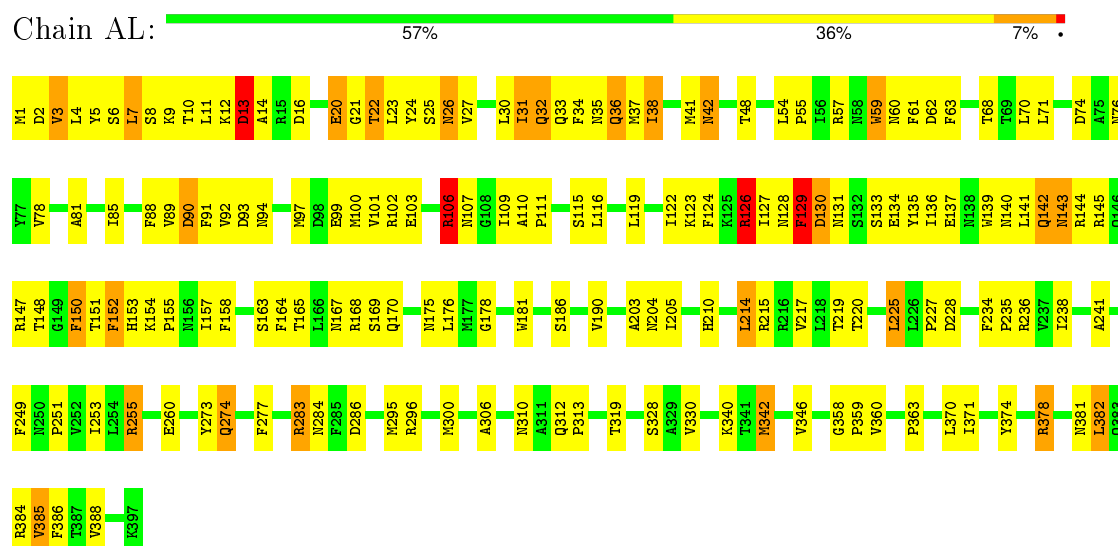
Chain AK: 57% 35% 8%



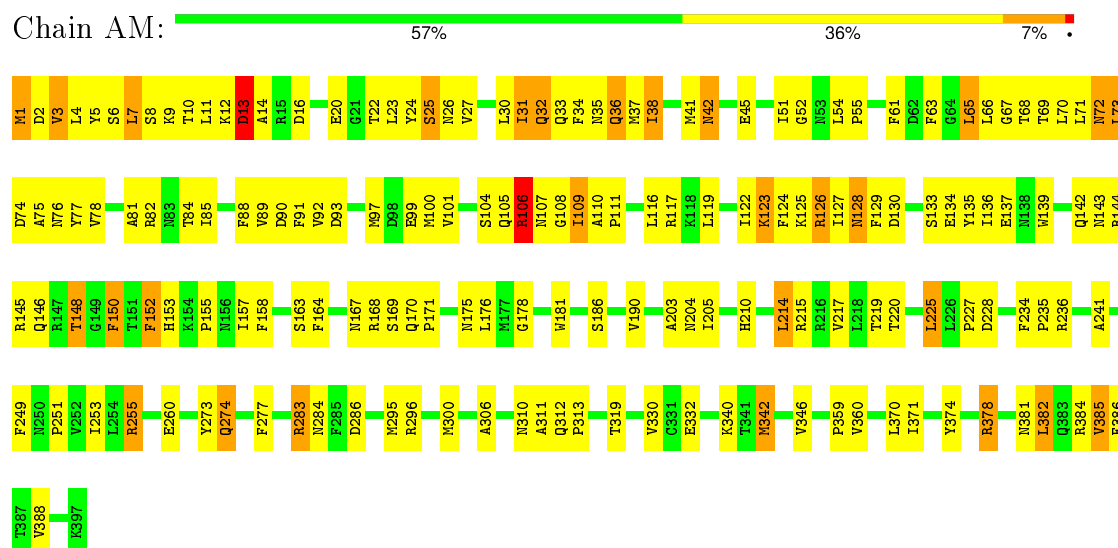




• Molecule 2: Intermediate capsid protein VP6



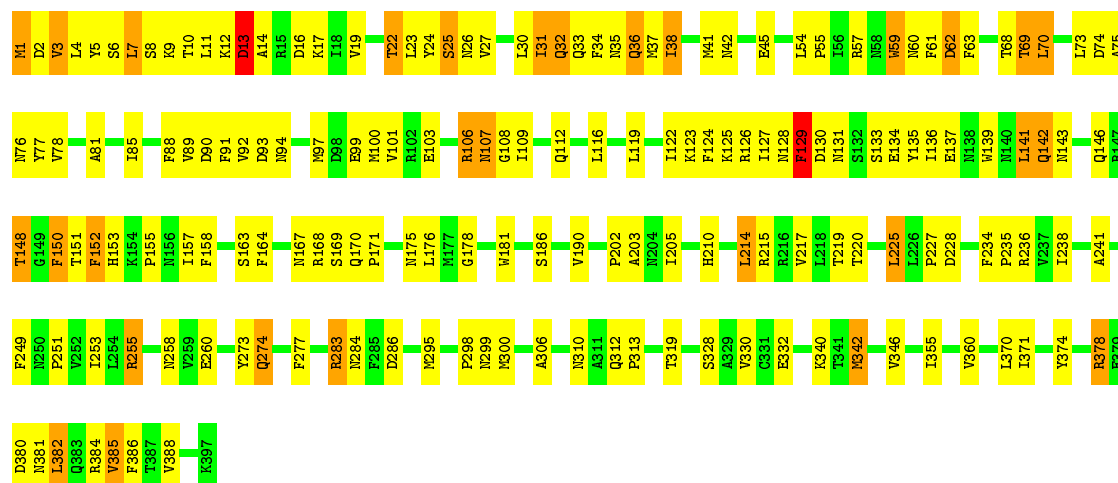
• Molecule 2: Intermediate capsid protein VP6



• Molecule 2: Intermediate capsid protein VP6

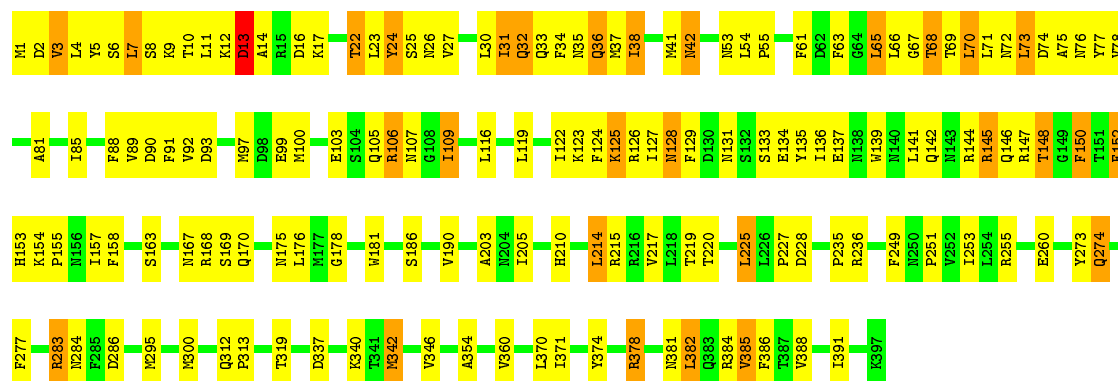


Chain AN: 



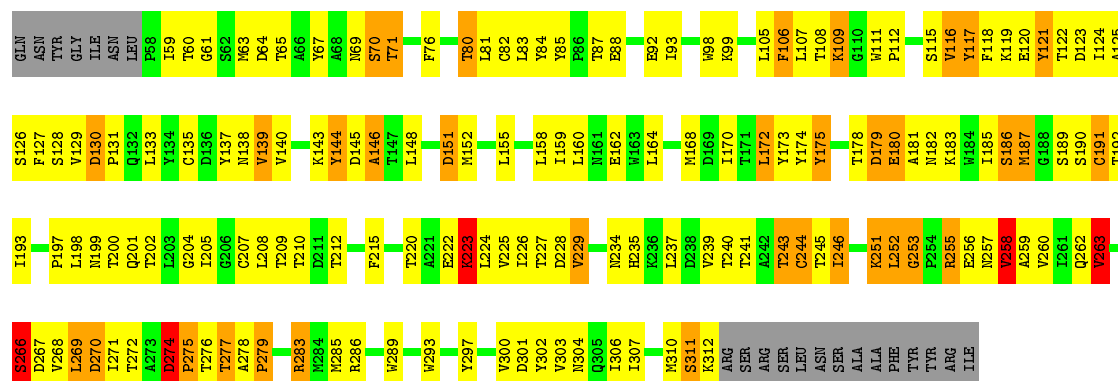
• Molecule 2: Intermediate capsid protein VP6

Chain AO: 



• Molecule 3: Outer layer protein VP7

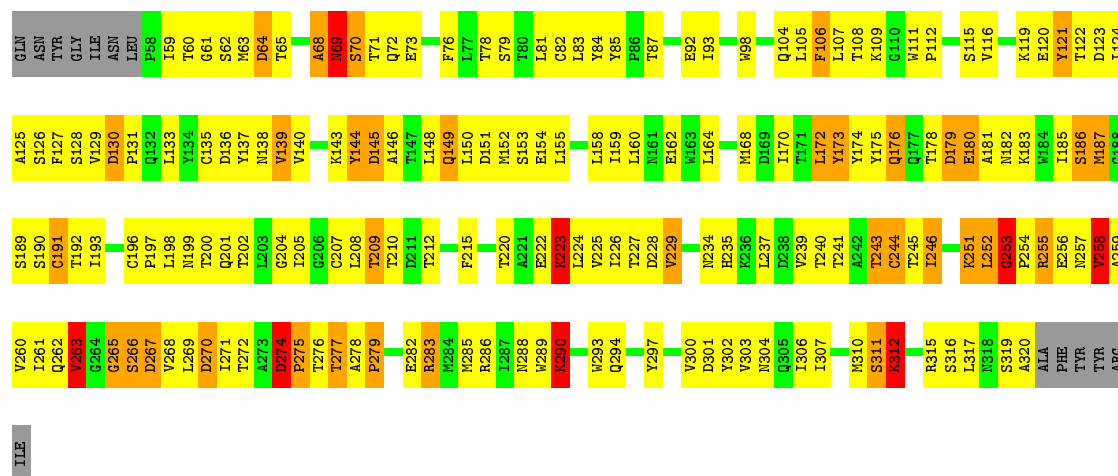
Chain BA: 



• Molecule 3: Outer layer protein VP7

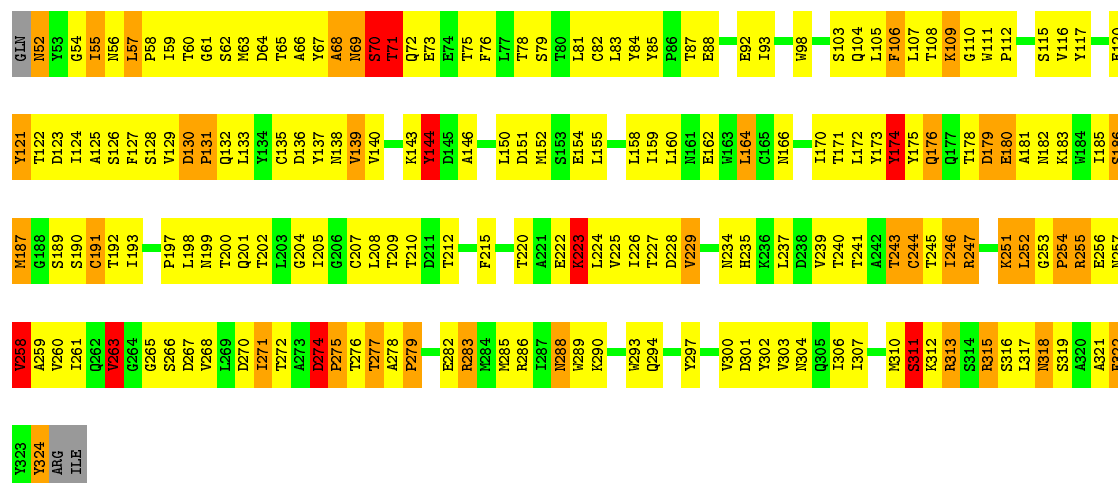


Chain BF: 




### • Molecule 3: Outer layer protein VP7

Chain BG: 



### • Molecule 3: Outer layer protein VP7

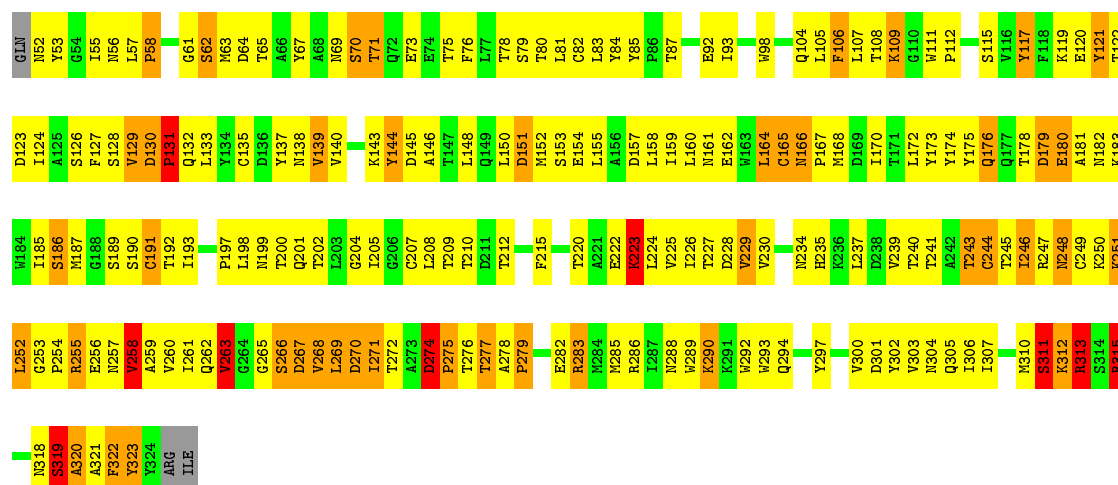
Chain BH: 



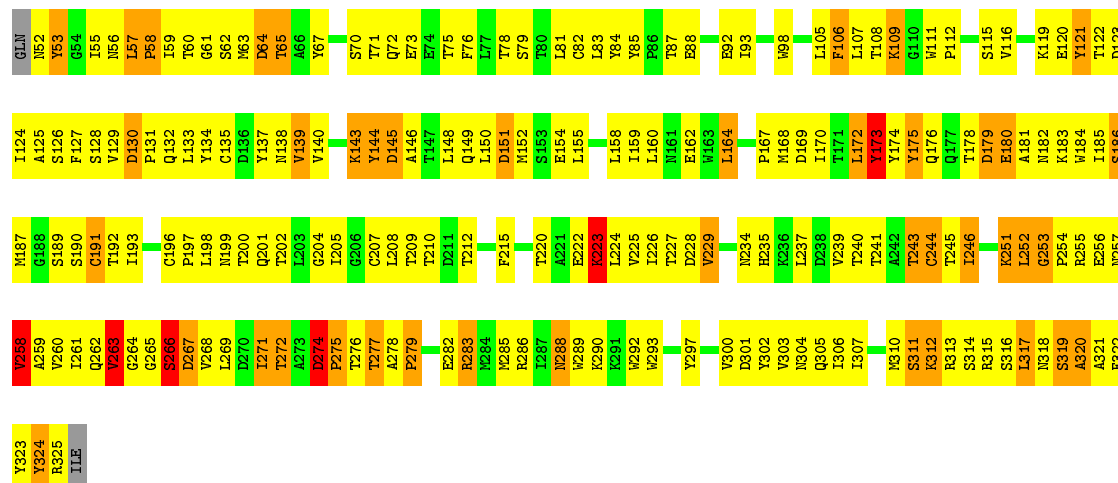


ILE

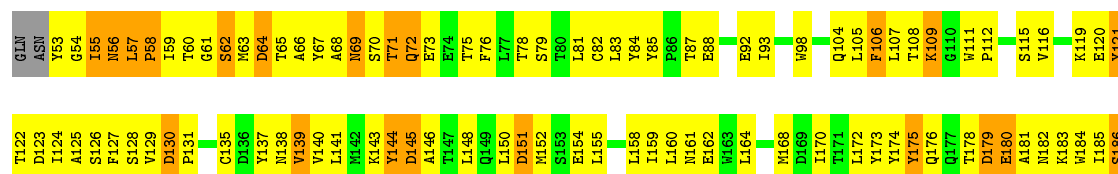
- Molecule 3: Outer layer protein VP7

Chain BI:  28% 52% 16% ..

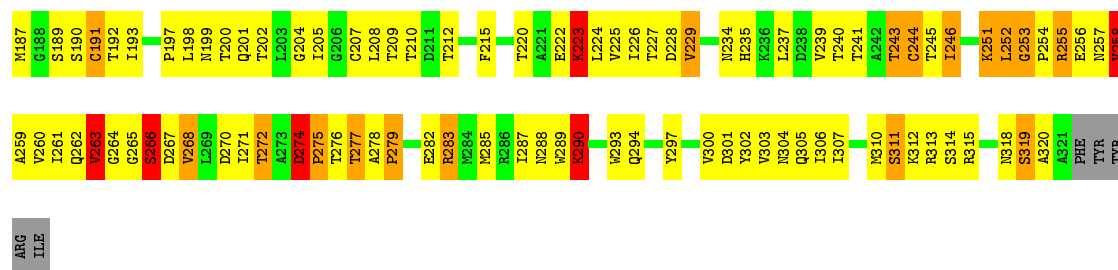
- Molecule 3: Outer layer protein VP7

Chain BJ:  28% 54% 15% ..

- Molecule 3: Outer layer protein VP7

Chain BK:  29% 53% 14% ..

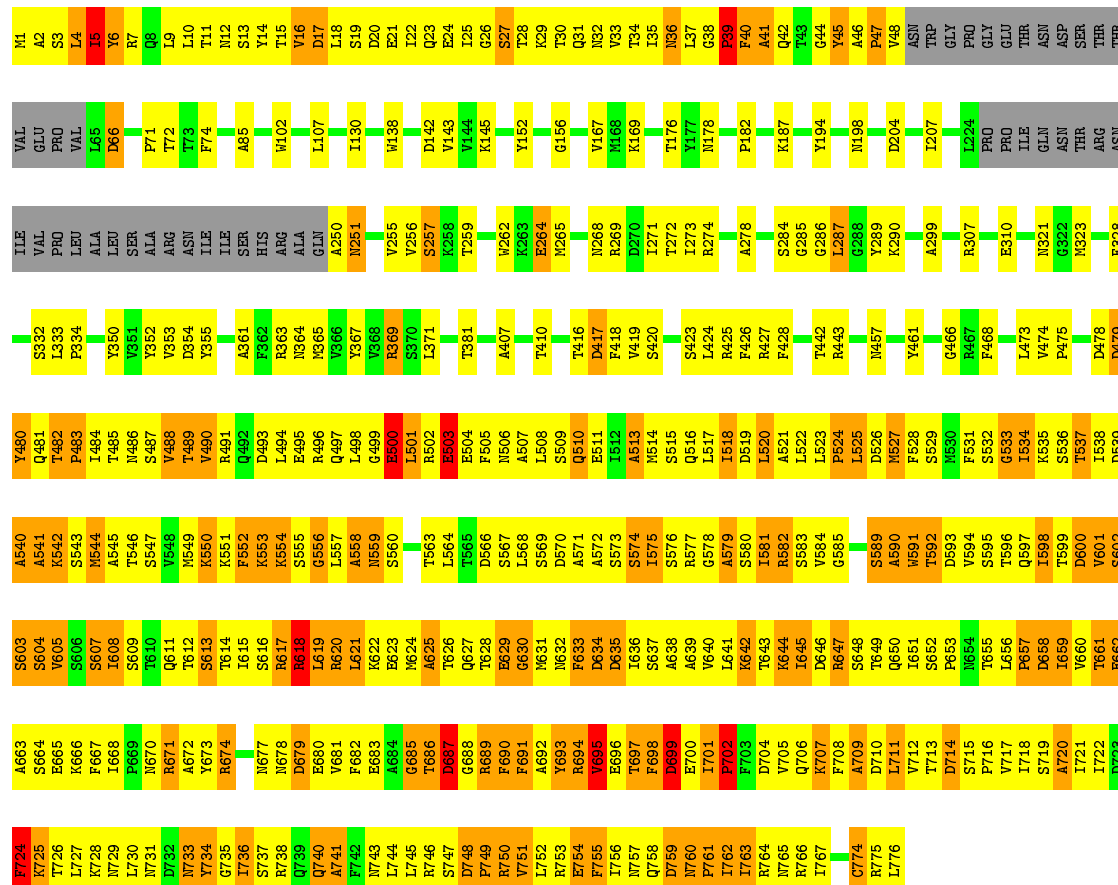


















I718	I598	S536	VAL	K356
S719	T599	T337	PRO	
A720	D600	I538	SER	S359
I721	V601	D539	ASN	
I722	S602	A540	ASP	Q360
D723	S603	A541	ASP	A361
F724	S604	K542	TYR	
K725	V605	S543	GLN	K365
K726	S606	K544	THR	V366
I727	S607	A545	PRO	V367
K728	I608	T546	ILE	V368
N729	S609	S547	THR	R369
L730	T610	V548	ASN	S370
N731	Q611	K549	SER	L371
D732	T612	K550	VAL	A372
N733	S613	K551	THR	
Y734	T614	F552	VAL	I379
I735	I615	K553	ARG	
I736	S616	K554	GLN	Q392
S737	K617	S555	ASP	Q393
R738	K618	G556	LEU	
Q739	L619	L557	GLU	V409
Q740	R620	A558	ARG	T410
A741	L621	N559	GLN	L411
F742	K622	S560	LEU	S412
N743	E623	T561	G499	
L744	M624	S562		T416
L745	A625	T563	R502	D417
R746	T626	L564	E503	F418
S747	Q627	T565	E504	V419
D748	T628	D566	F505	S420
P749	E629	S567	N506	L421
R750	R630	L568	A507	K422
V751	M631	S569	L508	S423
L752	K632	D570	S509	L424
R753	F633	Q571	Q510	R425
E754	D634	A572	E511	F426
F755	D635	S573	T512	R427
I756	I636	S574	A513	
N757	S637	L575	M514	V432
F758	A638	S576	S515	E433
D759	A639	R577	Q516	
N760	V640	Q578	L517	S438
P761	L641	A579	I518	T439
I762	K642	S580	D519	T440
I763	T643	L581	L520	R441
R764	K644	R582	A521	T442
N765	I645	S583	L522	R443
R766	D646	V584	L523	V444
I767	R647	Q585	P624	
E768	S648		L525	L447
Q769	T649	S589	D526	Y448
	Q650	A590	K527	
Q773	I651	K591	F528	Q466
C774	S652	T592	S529	R467
R775	P653	D593	K630	
	K684	V594	F631	L470
L776	T655	S595		T471
	L656	T596	I534	S472
	P657	Q597	K535	L473



## 4 Experimental information

Property	Value	Source
Reconstruction method	SINGLE PARTICLE	Depositor
Imposed symmetry	POINT, I	Depositor
Number of images	Not provided	Depositor
Resolution determination method	Not provided	Depositor
CTF correction method	individual particle	Depositor
Microscope	FEI TECNAI F30	Depositor
Voltage (kV)	300	Depositor
Electron dose ( $e^-/\text{\AA}^2$ )	20	Depositor
Minimum defocus (nm)	1200	Depositor
Maximum defocus (nm)	3000	Depositor
Magnification	59000	Depositor
Image detector	Kodak SO163	Depositor



## 5 Model quality ⓘ

### 5.1 Standard geometry ⓘ

Bond lengths and bond angles in the following residue types are not validated in this section: ZN, NAG

The Z score for a bond length (or angle) is the number of standard deviations the observed value is removed from the expected value. A bond length (or angle) with  $|Z| > 5$  is considered an outlier worth inspection. RMSZ is the root-mean-square of all Z scores of the bond lengths (or angles).

Mol	Chain	Bond lengths		Bond angles	
		RMSZ	# $ Z  > 2$	RMSZ	# $ Z  > 2$
1	AA	0.60	3/6495 (0.0%)	0.89	12/8810 (0.1%)
1	AB	0.57	1/6665 (0.0%)	0.86	10/9041 (0.1%)
2	AC	0.51	0/3233	0.76	5/4397 (0.1%)
2	AD	0.51	0/3233	0.76	5/4397 (0.1%)
2	AE	0.51	0/3233	0.76	5/4397 (0.1%)
2	AF	0.51	0/3233	0.76	5/4397 (0.1%)
2	AG	0.52	0/3233	0.79	8/4397 (0.2%)
2	AH	0.52	0/3233	0.78	8/4397 (0.2%)
2	AI	0.51	0/3233	0.76	5/4397 (0.1%)
2	AJ	0.52	0/3233	0.77	5/4397 (0.1%)
2	AK	0.52	1/3233 (0.0%)	0.76	5/4397 (0.1%)
2	AL	0.52	0/3233	0.76	5/4397 (0.1%)
2	AM	0.52	0/3233	0.76	5/4397 (0.1%)
2	AN	0.51	0/3233	0.76	5/4397 (0.1%)
2	AO	0.52	0/3233	0.76	5/4397 (0.1%)
3	BA	0.94	9/2053 (0.4%)	1.33	30/2806 (1.1%)
3	BF	0.72	6/2114 (0.3%)	1.28	30/2887 (1.0%)
3	BG	0.79	7/2206 (0.3%)	1.23	25/3014 (0.8%)
3	BH	0.76	8/2053 (0.4%)	1.21	25/2806 (0.9%)
3	BI	0.82	11/2206 (0.5%)	1.41	37/3014 (1.2%)
3	BJ	0.80	9/2217 (0.4%)	1.27	30/3028 (1.0%)
3	BK	0.80	8/2160 (0.4%)	1.32	33/2951 (1.1%)
3	BL	0.70	4/2193 (0.2%)	1.22	24/2996 (0.8%)
3	BM	0.75	6/2053 (0.3%)	1.17	17/2806 (0.6%)
3	BN	0.79	8/2225 (0.4%)	1.18	24/3039 (0.8%)
3	BO	0.73	5/2217 (0.2%)	1.35	32/3028 (1.1%)
3	BP	0.80	8/2202 (0.4%)	1.31	37/3008 (1.2%)
3	BQ	0.73	6/2053 (0.3%)	1.24	23/2806 (0.8%)
4	BX	0.71	4/5897 (0.1%)	0.88	4/8017 (0.0%)
4	BY	0.74	2/5925 (0.0%)	0.91	10/8056 (0.1%)
4	BZ	0.61	1/4128 (0.0%)	0.82	1/5586 (0.0%)
All	All	0.64	107/99091 (0.1%)	0.97	475/134860 (0.4%)



Chiral center outliers are detected by calculating the chiral volume of a chiral center and verifying if the center is modelled as a planar moiety or with the opposite hand. A planarity outlier is detected by checking planarity of atoms in a peptide group, atoms in a mainchain group or atoms of a sidechain that are expected to be planar.

Mol	Chain	#Chirality outliers	#Planarity outliers
1	AB	0	1
6	BQ	1	0
All	All	1	1

All (107) bond length outliers are listed below:

Mol	Chain	Res	Type	Atoms	Z	Observed(Å)	Ideal(Å)
4	BY	485	THR	CB-OG1	-23.88	0.95	1.43
3	BA	116	VAL	CB-CG2	-21.24	1.08	1.52
4	BX	257	SER	CB-OG	17.14	1.64	1.42
3	BA	116	VAL	CB-CG1	13.05	1.80	1.52
4	BY	485	THR	CB-CG2	11.03	1.88	1.52
3	BJ	58	PRO	C-N	10.28	1.57	1.34
3	BP	317	LEU	C-N	9.89	1.56	1.34
3	BN	173	TYR	C-N	9.63	1.56	1.34
3	BG	71	THR	CB-OG1	8.79	1.60	1.43
3	BI	258	VAL	C-N	8.57	1.53	1.34
3	BO	258	VAL	C-N	8.56	1.53	1.34
3	BJ	258	VAL	C-N	8.55	1.53	1.34
3	BG	258	VAL	C-N	8.52	1.53	1.34
3	BM	258	VAL	C-N	8.52	1.53	1.34
3	BA	258	VAL	C-N	8.51	1.53	1.34
3	BQ	258	VAL	C-N	8.51	1.53	1.34
3	BP	258	VAL	C-N	8.50	1.53	1.34
3	BF	258	VAL	C-N	8.50	1.53	1.34
3	BH	258	VAL	C-N	8.50	1.53	1.34
3	BK	258	VAL	C-N	8.46	1.53	1.34
3	BI	57	LEU	C-N	7.81	1.49	1.34
3	BQ	62	SER	C-N	6.74	1.49	1.34
3	BH	62	SER	C-N	6.73	1.49	1.34
3	BJ	62	SER	C-N	6.71	1.49	1.34
3	BK	62	SER	C-N	6.70	1.49	1.34
3	BP	62	SER	C-N	6.67	1.49	1.34
3	BM	62	SER	C-N	6.66	1.49	1.34
3	BI	62	SER	C-N	6.64	1.49	1.34
3	BI	166	ASN	N-CA	6.45	1.59	1.46
3	BJ	245	THR	CB-OG1	6.44	1.56	1.43
3	BI	245	THR	CB-OG1	6.44	1.56	1.43
3	BM	245	THR	CB-OG1	6.43	1.56	1.43

*Continued on next page...*



*Continued from previous page...*

Mol	Chain	Res	Type	Atoms	Z	Observed(Å)	Ideal(Å)
3	BF	245	THR	CB-OG1	6.42	1.56	1.43
3	BH	245	THR	CB-OG1	6.42	1.56	1.43
3	BP	245	THR	CB-OG1	6.42	1.56	1.43
3	BK	245	THR	CB-OG1	6.41	1.56	1.43
3	BO	245	THR	CB-OG1	6.41	1.56	1.43
3	BA	245	THR	CB-OG1	6.41	1.56	1.43
3	BN	245	THR	CB-OG1	6.40	1.56	1.43
3	BL	245	THR	CB-OG1	6.40	1.56	1.43
3	BQ	245	THR	CB-OG1	6.39	1.56	1.43
3	BG	245	THR	CB-OG1	6.37	1.55	1.43
3	BG	254	PRO	N-CD	6.34	1.56	1.47
3	BG	246	ILE	CB-CG2	6.18	1.72	1.52
3	BM	246	ILE	CB-CG2	6.18	1.72	1.52
3	BH	246	ILE	CB-CG2	6.18	1.72	1.52
3	BJ	246	ILE	CB-CG2	6.17	1.72	1.52
3	BL	246	ILE	CB-CG2	6.17	1.72	1.52
3	BP	246	ILE	CB-CG2	6.17	1.72	1.52
3	BN	246	ILE	CB-CG2	6.17	1.72	1.52
3	BA	246	ILE	CB-CG2	6.17	1.72	1.52
3	BO	246	ILE	CB-CG2	6.17	1.72	1.52
3	BQ	246	ILE	CB-CG2	6.16	1.72	1.52
3	BF	246	ILE	CB-CG2	6.15	1.72	1.52
3	BI	246	ILE	CB-CG2	6.15	1.72	1.52
3	BA	80	THR	C-O	6.14	1.35	1.23
3	BK	246	ILE	CB-CG2	6.10	1.71	1.52
3	BJ	172	LEU	C-N	6.08	1.48	1.34
3	BQ	172	LEU	C-N	6.06	1.48	1.34
3	BO	172	LEU	C-N	6.05	1.48	1.34
3	BA	172	LEU	C-N	6.04	1.48	1.34
3	BM	172	LEU	C-N	6.04	1.48	1.34
3	BP	172	LEU	C-N	6.03	1.48	1.34
3	BK	172	LEU	C-N	6.03	1.48	1.34
3	BF	172	LEU	C-N	6.02	1.47	1.34
3	BI	172	LEU	C-N	6.02	1.47	1.34
3	BN	54	GLY	CA-C	-5.98	1.42	1.51
4	BX	256	VAL	C-N	-5.89	1.20	1.34
3	BH	65	THR	C-N	-5.87	1.20	1.34
1	AA	242	PRO	N-CD	5.84	1.56	1.47
3	BK	57	LEU	N-CA	5.83	1.58	1.46
3	BA	80	THR	C-N	-5.75	1.20	1.34
4	BZ	371	LEU	N-CA	5.68	1.57	1.46
3	BJ	267	ASP	C-N	5.68	1.47	1.34

*Continued on next page...*



*Continued from previous page...*

Mol	Chain	Res	Type	Atoms	Z	Observed(Å)	Ideal(Å)
3	BG	151	ASP	C-N	5.67	1.47	1.34
3	BO	151	ASP	C-N	5.66	1.47	1.34
3	BP	151	ASP	C-N	5.65	1.47	1.34
3	BJ	151	ASP	C-N	5.65	1.47	1.34
3	BI	151	ASP	C-N	5.64	1.47	1.34
3	BM	151	ASP	C-N	5.63	1.47	1.34
3	BA	151	ASP	C-N	5.63	1.47	1.34
3	BK	151	ASP	C-N	5.63	1.47	1.34
3	BH	151	ASP	C-N	5.62	1.47	1.34
3	BQ	151	ASP	C-N	5.62	1.47	1.34
3	BN	151	ASP	C-N	5.62	1.47	1.34
3	BL	151	ASP	C-N	5.59	1.47	1.34
3	BN	132	GLN	C-N	-5.54	1.21	1.34
1	AA	362	SER	C-N	-5.50	1.21	1.34
4	BX	44	GLY	CA-C	5.47	1.60	1.51
3	BF	254	PRO	N-CD	5.45	1.55	1.47
3	BG	324	TYR	C-O	5.41	1.33	1.23
3	BF	69	ASN	N-CA	-5.35	1.35	1.46
3	BN	55	ILE	N-CA	-5.35	1.35	1.46
3	BI	165	CYS	C-N	5.33	1.46	1.34
3	BH	254	PRO	N-CD	5.31	1.55	1.47
1	AA	256	PHE	C-N	5.30	1.46	1.34
3	BP	144	TYR	CB-CG	5.29	1.59	1.51
3	BK	58	PRO	N-CA	5.26	1.56	1.47
3	BJ	272	THR	N-CA	-5.23	1.35	1.46
2	AK	64	GLY	CA-C	5.17	1.60	1.51
3	BN	311	SER	C-N	-5.08	1.22	1.34
4	BX	483	PRO	N-CD	5.07	1.54	1.47
3	BI	58	PRO	N-CA	5.05	1.55	1.47
3	BH	121	TYR	C-N	-5.03	1.22	1.34
1	AB	113	PRO	N-CD	5.03	1.54	1.47
3	BI	121	TYR	C-N	-5.02	1.22	1.34
3	BL	121	TYR	C-N	-5.00	1.22	1.34

All (475) bond angle outliers are listed below:

Mol	Chain	Res	Type	Atoms	Z	Observed(°)	Ideal(°)
3	BO	57	LEU	C-N-CD	-24.11	67.55	120.60
3	BA	116	VAL	CA-CB-CG2	21.33	142.90	110.90
4	BX	46	ALA	C-N-CD	-20.07	76.44	120.60
4	BY	485	THR	CA-CB-CG2	-17.76	87.54	112.40
3	BK	57	LEU	C-N-CD	-17.58	81.93	120.60

*Continued on next page...*



*Continued from previous page...*

Mol	Chain	Res	Type	Atoms	Z	Observed(°)	Ideal(°)
3	BL	64	ASP	O-C-N	16.03	148.35	122.70
3	BI	131	PRO	CA-N-CD	-16.00	89.09	111.50
3	BJ	64	ASP	O-C-N	16.00	148.31	122.70
3	BI	266	SER	CB-CA-C	14.51	137.67	110.10
3	BQ	130	ASP	C-N-CD	-14.30	89.14	120.60
4	BY	46	ALA	C-N-CD	-14.22	89.31	120.60
3	BO	131	PRO	CA-N-CD	-13.87	92.08	111.50
3	BP	57	LEU	C-N-CD	-13.44	91.04	120.60
3	BL	64	ASP	CA-C-N	-13.22	88.12	117.20
3	BJ	64	ASP	CA-C-N	-13.21	88.14	117.20
1	AB	451	ASP	C-N-CD	-13.15	91.67	120.60
3	BF	316	SER	O-C-N	12.64	142.92	122.70
3	BK	121	TYR	O-C-N	-12.18	103.22	122.70
3	BM	121	TYR	O-C-N	-12.16	103.25	122.70
3	BN	121	TYR	O-C-N	-12.15	103.25	122.70
3	BO	121	TYR	O-C-N	-12.14	103.27	122.70
3	BA	121	TYR	O-C-N	-12.14	103.28	122.70
3	BI	121	TYR	O-C-N	-12.13	103.29	122.70
3	BJ	121	TYR	O-C-N	-12.13	103.29	122.70
3	BP	121	TYR	O-C-N	-12.13	103.29	122.70
3	BH	121	TYR	O-C-N	-12.13	103.30	122.70
3	BQ	121	TYR	O-C-N	-12.13	103.30	122.70
3	BG	121	TYR	O-C-N	-12.12	103.30	122.70
3	BF	121	TYR	O-C-N	-12.12	103.31	122.70
3	BL	121	TYR	O-C-N	-12.11	103.32	122.70
3	BK	268	VAL	CB-CA-C	12.08	134.36	111.40
3	BG	71	THR	CA-CB-CG2	12.08	129.31	112.40
3	BA	145	ASP	C-N-CA	11.82	151.24	121.70
3	BA	116	VAL	CA-CB-CG1	-11.81	93.19	110.90
3	BI	323	TYR	C-N-CA	11.57	150.62	121.70
4	BY	485	THR	CA-CB-OG1	-11.43	85.00	109.00
3	BG	174	TYR	CB-CG-CD2	10.97	127.58	121.00
3	BM	172	LEU	O-C-N	-10.62	105.71	122.70
3	BJ	172	LEU	O-C-N	-10.61	105.73	122.70
3	BA	172	LEU	O-C-N	-10.59	105.76	122.70
3	BO	172	LEU	O-C-N	-10.59	105.76	122.70
3	BP	172	LEU	O-C-N	-10.58	105.77	122.70
3	BK	172	LEU	O-C-N	-10.58	105.77	122.70
3	BQ	172	LEU	O-C-N	-10.58	105.77	122.70
3	BI	172	LEU	O-C-N	-10.58	105.78	122.70
3	BF	172	LEU	O-C-N	-10.57	105.79	122.70
3	BI	266	SER	C-N-CA	-10.56	95.30	121.70

*Continued on next page...*



*Continued from previous page...*

Mol	Chain	Res	Type	Atoms	Z	Observed(°)	Ideal(°)
3	BL	271	ILE	C-N-CA	-10.38	95.74	121.70
3	BN	266	SER	CB-CA-C	10.03	129.16	110.10
3	BJ	57	LEU	CB-CA-C	10.00	129.21	110.20
3	BH	258	VAL	CA-C-N	-9.92	95.38	117.20
3	BP	258	VAL	CA-C-N	-9.90	95.41	117.20
3	BI	258	VAL	CA-C-N	-9.90	95.42	117.20
3	BM	258	VAL	CA-C-N	-9.89	95.44	117.20
3	BO	258	VAL	CA-C-N	-9.89	95.44	117.20
3	BJ	258	VAL	CA-C-N	-9.88	95.45	117.20
3	BF	258	VAL	CA-C-N	-9.88	95.46	117.20
3	BK	258	VAL	CA-C-N	-9.88	95.46	117.20
3	BA	258	VAL	CA-C-N	-9.88	95.46	117.20
3	BQ	258	VAL	CA-C-N	-9.88	95.47	117.20
3	BG	258	VAL	CA-C-N	-9.87	95.49	117.20
3	BF	316	SER	CA-C-N	-9.60	96.08	117.20
3	BN	55	ILE	CA-C-N	-9.59	96.11	117.20
3	BI	315	ARG	O-C-N	-9.56	107.41	122.70
3	BK	266	SER	CB-CA-C	9.32	127.80	110.10
3	BL	57	LEU	C-N-CD	-9.27	100.20	120.60
1	AB	273	TYR	CB-CG-CD1	9.20	126.52	121.00
1	AB	273	TYR	CB-CG-CD2	-9.16	115.50	121.00
3	BO	172	LEU	CA-C-N	9.04	137.09	117.20
3	BM	172	LEU	CA-C-N	9.04	137.08	117.20
3	BP	172	LEU	CA-C-N	9.02	137.05	117.20
3	BJ	172	LEU	CA-C-N	9.02	137.05	117.20
3	BA	172	LEU	CA-C-N	9.02	137.03	117.20
3	BK	172	LEU	CA-C-N	9.02	137.04	117.20
3	BF	172	LEU	CA-C-N	9.02	137.03	117.20
3	BI	172	LEU	CA-C-N	9.02	137.03	117.20
3	BQ	172	LEU	CA-C-N	8.99	136.97	117.20
3	BP	258	VAL	O-C-N	8.97	137.06	122.70
3	BM	258	VAL	O-C-N	8.96	137.03	122.70
3	BH	258	VAL	O-C-N	8.95	137.03	122.70
3	BK	258	VAL	O-C-N	8.95	137.01	122.70
3	BH	266	SER	N-CA-C	-8.94	86.85	111.00
3	BG	70	SER	C-N-CA	8.94	144.04	121.70
3	BI	258	VAL	O-C-N	8.93	136.99	122.70
3	BQ	258	VAL	O-C-N	8.93	136.99	122.70
3	BA	258	VAL	O-C-N	8.92	136.98	122.70
3	BJ	258	VAL	O-C-N	8.92	136.98	122.70
3	BF	258	VAL	O-C-N	8.91	136.95	122.70
3	BG	258	VAL	O-C-N	8.90	136.93	122.70

*Continued on next page...*



*Continued from previous page...*

Mol	Chain	Res	Type	Atoms	Z	Observed(°)	Ideal(°)
3	BO	258	VAL	O-C-N	8.87	136.90	122.70
3	BA	266	SER	N-CA-C	-8.86	87.09	111.00
3	BP	268	VAL	N-CA-C	-8.69	87.55	111.00
3	BG	121	TYR	CA-C-N	8.68	136.29	117.20
3	BN	121	TYR	CA-C-N	8.68	136.29	117.20
3	BQ	268	VAL	N-CA-C	-8.68	87.57	111.00
3	BK	121	TYR	CA-C-N	8.67	136.28	117.20
3	BL	121	TYR	CA-C-N	8.67	136.28	117.20
3	BI	121	TYR	CA-C-N	8.67	136.27	117.20
3	BH	121	TYR	CA-C-N	8.66	136.26	117.20
3	BQ	121	TYR	CA-C-N	8.66	136.26	117.20
3	BA	121	TYR	CA-C-N	8.66	136.25	117.20
3	BF	121	TYR	CA-C-N	8.65	136.23	117.20
3	BO	121	TYR	CA-C-N	8.64	136.22	117.20
3	BJ	121	TYR	CA-C-N	8.64	136.21	117.20
3	BM	121	TYR	CA-C-N	8.64	136.20	117.20
3	BP	121	TYR	CA-C-N	8.64	136.20	117.20
3	BH	164	LEU	CB-CA-C	8.55	126.44	110.20
3	BI	164	LEU	CB-CA-C	8.54	126.42	110.20
3	BL	164	LEU	CB-CA-C	8.53	126.41	110.20
3	BP	164	LEU	CB-CA-C	8.52	126.39	110.20
3	BO	164	LEU	CB-CA-C	8.52	126.38	110.20
3	BP	266	SER	N-CA-C	-8.51	88.01	111.00
3	BM	164	LEU	CB-CA-C	8.51	126.37	110.20
3	BQ	266	SER	N-CA-C	-8.51	88.03	111.00
3	BJ	164	LEU	CB-CA-C	8.51	126.36	110.20
3	BA	164	LEU	CB-CA-C	8.51	126.36	110.20
3	BG	164	LEU	CB-CA-C	8.50	126.35	110.20
3	BK	164	LEU	CB-CA-C	8.49	126.33	110.20
3	BO	266	SER	N-CA-C	-8.49	88.08	111.00
3	BF	164	LEU	CB-CA-C	8.49	126.33	110.20
3	BQ	164	LEU	CB-CA-C	8.47	126.30	110.20
1	AB	452	PRO	O-C-N	-8.36	109.32	122.70
3	BJ	266	SER	N-CA-C	-8.18	88.92	111.00
3	BI	58	PRO	CA-N-CD	-8.10	100.17	111.50
3	BA	80	THR	CA-C-N	8.02	134.85	117.20
3	BG	246	ILE	CA-CB-CG2	-7.96	94.98	110.90
3	BM	246	ILE	CA-CB-CG2	-7.95	95.00	110.90
3	BH	246	ILE	CA-CB-CG2	-7.95	95.01	110.90
3	BJ	246	ILE	CA-CB-CG2	-7.95	95.01	110.90
3	BL	246	ILE	CA-CB-CG2	-7.95	95.01	110.90
3	BP	246	ILE	CA-CB-CG2	-7.95	95.01	110.90

*Continued on next page...*



*Continued from previous page...*

Mol	Chain	Res	Type	Atoms	Z	Observed(°)	Ideal(°)
3	BA	246	ILE	CA-CB-CG2	-7.93	95.03	110.90
3	BO	246	ILE	CA-CB-CG2	-7.93	95.03	110.90
3	BQ	246	ILE	CA-CB-CG2	-7.93	95.03	110.90
3	BN	246	ILE	CA-CB-CG2	-7.93	95.04	110.90
3	BF	246	ILE	CA-CB-CG2	-7.93	95.05	110.90
1	AB	273	TYR	CA-CB-CG	7.92	128.45	113.40
3	BN	263	VAL	CA-C-N	-7.91	100.37	116.20
3	BI	246	ILE	CA-CB-CG2	-7.91	95.08	110.90
3	BF	263	VAL	CA-C-N	-7.91	100.39	116.20
3	BP	263	VAL	CA-C-N	-7.91	100.39	116.20
3	BK	246	ILE	CA-CB-CG2	-7.90	95.09	110.90
3	BI	263	VAL	CA-C-N	-7.88	100.43	116.20
3	BA	263	VAL	CA-C-N	-7.88	100.44	116.20
3	BK	263	VAL	CA-C-N	-7.88	100.44	116.20
3	BI	315	ARG	CA-C-N	7.88	134.53	117.20
3	BJ	263	VAL	CA-C-N	-7.86	100.47	116.20
3	BH	263	VAL	CA-C-N	-7.86	100.49	116.20
3	BO	263	VAL	CA-C-N	-7.85	100.50	116.20
3	BQ	263	VAL	CA-C-N	-7.85	100.51	116.20
3	BG	144	TYR	CB-CG-CD2	7.70	125.62	121.00
3	BG	131	PRO	CA-N-CD	-7.68	100.75	111.50
3	BP	60	THR	C-N-CA	-7.63	106.27	122.30
3	BA	266	SER	C-N-CA	-7.62	102.64	121.70
3	BP	317	LEU	O-C-N	7.61	134.87	122.70
4	BX	39	PRO	C-N-CA	7.58	140.64	121.70
3	BI	55	ILE	O-C-N	7.57	134.80	122.70
3	BF	69	ASN	CA-C-N	-7.54	100.61	117.20
3	BK	53	TYR	C-N-CA	-7.47	106.62	122.30
3	BH	151	ASP	O-C-N	7.43	134.59	122.70
3	BN	151	ASP	O-C-N	7.42	134.57	122.70
3	BQ	151	ASP	O-C-N	7.42	134.57	122.70
3	BI	151	ASP	O-C-N	7.41	134.56	122.70
3	BL	151	ASP	O-C-N	7.41	134.56	122.70
3	BA	151	ASP	O-C-N	7.40	134.54	122.70
3	BM	151	ASP	O-C-N	7.39	134.53	122.70
3	BP	151	ASP	O-C-N	7.39	134.52	122.70
3	BF	69	ASN	C-N-CA	7.38	140.16	121.70
3	BK	151	ASP	O-C-N	7.38	134.51	122.70
3	BG	151	ASP	O-C-N	7.38	134.50	122.70
3	BJ	151	ASP	O-C-N	7.37	134.49	122.70
3	BO	151	ASP	O-C-N	7.36	134.48	122.70
3	BK	57	LEU	CB-CA-C	-7.33	96.28	110.20

*Continued on next page...*



*Continued from previous page...*

Mol	Chain	Res	Type	Atoms	Z	Observed(°)	Ideal(°)
1	AA	639	LYS	N-CA-C	-7.30	91.29	111.00
3	BI	266	SER	N-CA-C	-7.26	91.39	111.00
3	BI	313	ARG	CA-C-N	-7.24	101.27	117.20
3	BA	61	GLY	O-C-N	-7.04	111.43	122.70
3	BK	268	VAL	N-CA-C	-7.02	92.05	111.00
1	AA	453	GLN	N-CA-C	-6.99	92.14	111.00
3	BH	69	ASN	CA-C-N	-6.97	101.87	117.20
3	BP	321	ALA	N-CA-C	-6.94	92.26	111.00
3	BO	266	SER	C-N-CA	-6.87	104.54	121.70
3	BH	266	SER	C-N-CA	-6.84	104.59	121.70
3	BF	64	ASP	CB-CA-C	6.82	124.04	110.40
2	AF	384	ARG	NE-CZ-NH2	6.79	123.69	120.30
3	BP	64	ASP	O-C-N	6.78	133.54	122.70
2	AD	236	ARG	NE-CZ-NH2	6.74	123.67	120.30
2	AG	236	ARG	NE-CZ-NH2	6.73	123.67	120.30
3	BI	56	ASN	CB-CA-C	-6.73	96.94	110.40
3	BK	264	GLY	CA-C-N	-6.71	102.77	116.20
2	AC	384	ARG	NE-CZ-NH2	6.70	123.65	120.30
3	BK	57	LEU	N-CA-C	6.69	129.06	111.00
2	AO	384	ARG	NE-CZ-NH2	6.67	123.64	120.30
2	AJ	384	ARG	NE-CZ-NH2	6.63	123.62	120.30
2	AG	71	LEU	CB-CA-C	6.63	122.80	110.20
2	AI	384	ARG	NE-CZ-NH2	6.62	123.61	120.30
3	BP	131	PRO	CA-N-CD	-6.57	102.31	111.50
3	BP	258	VAL	C-N-CA	-6.56	105.30	121.70
3	BI	258	VAL	C-N-CA	-6.56	105.31	121.70
3	BP	317	LEU	CA-C-N	-6.56	102.78	117.20
3	BG	71	THR	CA-CB-OG1	6.55	122.76	109.00
3	BM	258	VAL	C-N-CA	-6.55	105.33	121.70
3	BJ	258	VAL	C-N-CA	-6.54	105.34	121.70
3	BO	258	VAL	C-N-CA	-6.54	105.34	121.70
4	BX	694	ARG	N-CA-C	-6.54	93.33	111.00
3	BH	258	VAL	C-N-CA	-6.54	105.35	121.70
3	BK	258	VAL	C-N-CA	-6.54	105.36	121.70
3	BA	258	VAL	C-N-CA	-6.53	105.37	121.70
3	BQ	258	VAL	C-N-CA	-6.53	105.37	121.70
3	BA	80	THR	CA-C-O	-6.52	106.41	120.10
2	AM	236	ARG	NE-CZ-NH2	6.51	123.56	120.30
3	BF	258	VAL	C-N-CA	-6.51	105.42	121.70
3	BG	258	VAL	C-N-CA	-6.51	105.42	121.70
2	AJ	236	ARG	NE-CZ-NH2	6.50	123.55	120.30
2	AC	283	ARG	NE-CZ-NH2	6.50	123.55	120.30

*Continued on next page...*



*Continued from previous page...*

Mol	Chain	Res	Type	Atoms	Z	Observed(°)	Ideal(°)
2	AM	384	ARG	NE-CZ-NH2	6.49	123.55	120.30
2	AH	384	ARG	NE-CZ-NH2	6.49	123.55	120.30
2	AL	384	ARG	NE-CZ-NH2	6.48	123.54	120.30
3	BG	174	TYR	CA-CB-CG	6.48	125.72	113.40
3	BK	64	ASP	O-C-N	6.48	133.07	122.70
2	AN	384	ARG	NE-CZ-NH2	6.48	123.54	120.30
1	AA	472	LEU	CA-CB-CG	-6.47	100.41	115.30
1	AB	273	TYR	CB-CA-C	-6.45	97.50	110.40
2	AI	283	ARG	NE-CZ-NH2	6.44	123.52	120.30
2	AL	283	ARG	NE-CZ-NH2	6.44	123.52	120.30
2	AG	283	ARG	NE-CZ-NH2	6.43	123.52	120.30
2	AG	384	ARG	NE-CZ-NH2	6.42	123.51	120.30
2	AD	384	ARG	NE-CZ-NH2	6.41	123.50	120.30
3	BP	64	ASP	CA-C-N	-6.41	103.10	117.20
2	AK	384	ARG	NE-CZ-NH2	6.40	123.50	120.30
2	AG	71	LEU	C-N-CA	6.38	137.65	121.70
2	AK	236	ARG	NE-CZ-NH2	6.38	123.49	120.30
2	AE	384	ARG	NE-CZ-NH2	6.34	123.47	120.30
2	AM	283	ARG	NE-CZ-NH2	6.34	123.47	120.30
2	AF	283	ARG	NE-CZ-NH2	6.33	123.47	120.30
3	BL	55	ILE	CB-CA-C	-6.33	98.94	111.60
2	AO	283	ARG	NE-CZ-NH2	6.32	123.46	120.30
2	AE	236	ARG	NE-CZ-NH2	6.31	123.46	120.30
3	BK	64	ASP	CA-C-N	-6.31	103.32	117.20
2	AO	236	ARG	NE-CZ-NH2	6.30	123.45	120.30
3	BP	319	SER	CB-CA-C	-6.29	98.15	110.10
3	BJ	263	VAL	C-N-CA	6.28	135.48	122.30
3	BQ	263	VAL	C-N-CA	6.27	135.47	122.30
3	BH	263	VAL	C-N-CA	6.26	135.44	122.30
3	BI	263	VAL	C-N-CA	6.25	135.43	122.30
3	BA	263	VAL	C-N-CA	6.25	135.42	122.30
3	BK	263	VAL	C-N-CA	6.25	135.42	122.30
2	AJ	283	ARG	NE-CZ-NH2	6.24	123.42	120.30
3	BI	56	ASN	N-CA-C	6.24	127.86	111.00
3	BO	263	VAL	C-N-CA	6.24	135.41	122.30
3	BF	263	VAL	C-N-CA	6.24	135.41	122.30
3	BI	312	LYS	CA-C-N	-6.24	103.48	117.20
3	BM	253	GLY	C-N-CD	-6.23	106.90	120.60
3	BN	263	VAL	C-N-CA	6.22	135.36	122.30
3	BP	263	VAL	C-N-CA	6.21	135.34	122.30
3	BG	174	TYR	CB-CG-CD1	-6.19	117.28	121.00
1	AA	698	LYS	O-C-N	6.18	132.59	122.70

*Continued on next page...*



*Continued from previous page...*

Mol	Chain	Res	Type	Atoms	Z	Observed(°)	Ideal(°)
2	AD	283	ARG	NE-CZ-NH2	6.18	123.39	120.30
2	AN	236	ARG	NE-CZ-NH2	6.18	123.39	120.30
3	BJ	65	THR	O-C-N	-6.17	112.82	122.70
3	BQ	223	LYS	CD-CE-NZ	6.17	125.90	111.70
3	BH	223	LYS	CD-CE-NZ	6.17	125.89	111.70
2	AE	283	ARG	NE-CZ-NH2	6.16	123.38	120.30
3	BI	223	LYS	CD-CE-NZ	6.16	125.88	111.70
3	BM	223	LYS	CD-CE-NZ	6.16	125.86	111.70
3	BG	223	LYS	CD-CE-NZ	6.15	125.86	111.70
3	BJ	223	LYS	CD-CE-NZ	6.15	125.85	111.70
3	BF	223	LYS	CD-CE-NZ	6.15	125.85	111.70
3	BA	223	LYS	CD-CE-NZ	6.15	125.85	111.70
3	BN	223	LYS	CD-CE-NZ	6.15	125.84	111.70
2	AH	69	THR	O-C-N	-6.14	112.87	122.70
3	BK	223	LYS	CD-CE-NZ	6.14	125.82	111.70
3	BN	55	ILE	O-C-N	6.14	132.52	122.70
2	AH	236	ARG	NE-CZ-NH2	6.13	123.36	120.30
3	BP	223	LYS	CD-CE-NZ	6.13	125.80	111.70
3	BG	174	TYR	CB-CA-C	6.13	122.66	110.40
3	BL	223	LYS	CD-CE-NZ	6.13	125.79	111.70
2	AI	236	ARG	NE-CZ-NH2	6.12	123.36	120.30
2	AK	283	ARG	NE-CZ-NH2	6.12	123.36	120.30
2	AC	236	ARG	NE-CZ-NH2	6.09	123.34	120.30
3	BI	55	ILE	CA-C-N	-6.09	103.80	117.20
3	BL	290	LYS	CB-CA-C	6.08	122.55	110.40
3	BM	245	THR	CA-CB-OG1	-6.06	96.28	109.00
1	AA	241	TYR	C-N-CD	-6.06	107.28	120.60
1	AA	177	MET	CB-CA-C	6.05	122.51	110.40
3	BN	245	THR	CA-CB-OG1	-6.05	96.28	109.00
3	BO	290	LYS	CB-CA-C	6.05	122.51	110.40
3	BH	245	THR	CA-CB-OG1	-6.05	96.30	109.00
3	BF	290	LYS	CB-CA-C	6.05	122.50	110.40
3	BQ	245	THR	CA-CB-OG1	-6.05	96.30	109.00
3	BO	313	ARG	CB-CA-C	6.04	122.49	110.40
3	BF	245	THR	CA-CB-OG1	-6.04	96.31	109.00
2	AF	236	ARG	NE-CZ-NH2	6.04	123.32	120.30
2	AN	283	ARG	NE-CZ-NH2	6.04	123.32	120.30
3	BJ	245	THR	CA-CB-OG1	-6.04	96.32	109.00
3	BK	245	THR	CA-CB-OG1	-6.04	96.32	109.00
3	BL	245	THR	CA-CB-OG1	-6.03	96.34	109.00
3	BA	245	THR	CA-CB-OG1	-6.03	96.34	109.00
3	BI	245	THR	CA-CB-OG1	-6.02	96.35	109.00

*Continued on next page...*



*Continued from previous page...*

Mol	Chain	Res	Type	Atoms	Z	Observed(°)	Ideal(°)
2	AL	236	ARG	NE-CZ-NH2	6.02	123.31	120.30
3	BG	245	THR	CA-CB-OG1	-6.02	96.36	109.00
3	BO	245	THR	CA-CB-OG1	-6.01	96.37	109.00
3	BP	245	THR	CA-CB-OG1	-6.01	96.38	109.00
3	BN	266	SER	C-N-CA	-6.00	106.71	121.70
3	BA	175	TYR	CB-CA-C	-5.97	98.45	110.40
3	BO	267	ASP	N-CA-C	5.95	127.08	111.00
1	AB	516	GLN	CB-CA-C	5.95	122.30	110.40
3	BL	65	THR	O-C-N	-5.92	113.23	122.70
1	AA	274	ILE	C-N-CD	-5.91	107.60	120.60
2	AH	283	ARG	NE-CZ-NH2	5.87	123.23	120.30
3	BP	319	SER	N-CA-C	5.87	126.83	111.00
2	AL	300	MET	CG-SD-CE	5.84	109.55	100.20
2	AC	300	MET	CG-SD-CE	5.83	109.53	100.20
3	BN	244	CYS	CA-CB-SG	-5.83	103.50	114.00
3	BL	244	CYS	CA-CB-SG	-5.83	103.51	114.00
3	BF	244	CYS	CA-CB-SG	-5.82	103.53	114.00
3	BA	244	CYS	CA-CB-SG	-5.81	103.54	114.00
3	BK	244	CYS	CA-CB-SG	-5.81	103.54	114.00
3	BQ	244	CYS	CA-CB-SG	-5.81	103.54	114.00
3	BJ	244	CYS	CA-CB-SG	-5.80	103.55	114.00
2	AI	300	MET	CG-SD-CE	5.80	109.48	100.20
3	BI	244	CYS	CA-CB-SG	-5.80	103.56	114.00
3	BO	244	CYS	CA-CB-SG	-5.80	103.56	114.00
3	BM	244	CYS	CA-CB-SG	-5.80	103.56	114.00
3	BP	244	CYS	CA-CB-SG	-5.80	103.56	114.00
3	BH	244	CYS	CA-CB-SG	-5.80	103.56	114.00
2	AF	300	MET	CG-SD-CE	5.79	109.47	100.20
3	BF	266	SER	N-CA-C	-5.79	95.36	111.00
3	BG	244	CYS	CA-CB-SG	-5.79	103.58	114.00
2	AO	300	MET	CG-SD-CE	5.79	109.46	100.20
3	BH	151	ASP	CA-C-N	-5.78	104.49	117.20
3	BK	173	TYR	O-C-N	5.78	131.94	122.70
3	BL	72	GLN	CA-CB-CG	-5.78	100.69	113.40
3	BH	72	GLN	CA-CB-CG	-5.76	100.72	113.40
3	BG	151	ASP	CA-C-N	-5.76	104.52	117.20
3	BQ	72	GLN	CA-CB-CG	-5.76	100.72	113.40
2	AJ	300	MET	CG-SD-CE	5.76	109.42	100.20
3	BL	151	ASP	CA-C-N	-5.76	104.53	117.20
3	BL	64	ASP	C-N-CA	-5.76	107.31	121.70
2	AD	300	MET	CG-SD-CE	5.75	109.41	100.20
3	BG	72	GLN	CA-CB-CG	-5.75	100.74	113.40

*Continued on next page...*



*Continued from previous page...*

Mol	Chain	Res	Type	Atoms	Z	Observed(°)	Ideal(°)
3	BA	151	ASP	CA-C-N	-5.75	104.55	117.20
3	BN	151	ASP	CA-C-N	-5.75	104.55	117.20
3	BK	72	GLN	CA-CB-CG	-5.75	100.75	113.40
3	BM	72	GLN	CA-CB-CG	-5.75	100.75	113.40
3	BO	72	GLN	CA-CB-CG	-5.75	100.75	113.40
3	BO	151	ASP	CA-C-N	-5.75	104.55	117.20
3	BF	72	GLN	CA-CB-CG	-5.75	100.76	113.40
3	BI	151	ASP	CA-C-N	-5.75	104.56	117.20
3	BJ	151	ASP	CA-C-N	-5.75	104.56	117.20
3	BQ	151	ASP	CA-C-N	-5.75	104.56	117.20
3	BP	72	GLN	CA-CB-CG	-5.75	100.76	113.40
3	BP	151	ASP	CA-C-N	-5.75	104.56	117.20
3	BJ	64	ASP	C-N-CA	-5.74	107.34	121.70
3	BJ	72	GLN	CA-CB-CG	-5.74	100.77	113.40
3	BL	65	THR	CA-C-O	5.74	132.16	120.10
3	BM	151	ASP	CA-C-N	-5.74	104.57	117.20
2	AG	300	MET	CG-SD-CE	5.74	109.38	100.20
3	BJ	65	THR	CA-C-O	5.72	132.11	120.10
3	BJ	173	TYR	O-C-N	5.72	131.85	122.70
3	BK	151	ASP	CA-C-N	-5.72	104.61	117.20
3	BN	72	GLN	CA-CB-CG	-5.72	100.82	113.40
3	BN	53	TYR	C-N-CA	-5.71	110.31	122.30
2	AM	300	MET	CG-SD-CE	5.71	109.33	100.20
3	BO	173	TYR	O-C-N	5.70	131.81	122.70
1	AA	719	GLY	N-CA-C	-5.69	98.87	113.10
3	BI	173	TYR	O-C-N	5.68	131.79	122.70
3	BI	323	TYR	CA-C-N	-5.68	104.70	117.20
3	BP	173	TYR	O-C-N	5.68	131.79	122.70
3	BA	175	TYR	N-CA-C	5.68	126.33	111.00
2	AK	300	MET	CG-SD-CE	5.66	109.25	100.20
2	AN	300	MET	CG-SD-CE	5.66	109.25	100.20
2	AH	300	MET	CG-SD-CE	5.65	109.24	100.20
2	AE	300	MET	CG-SD-CE	5.63	109.21	100.20
1	AB	497	ILE	N-CA-C	-5.62	95.83	111.00
1	AB	472	LEU	CA-CB-CG	-5.61	102.40	115.30
3	BO	64	ASP	CA-C-N	-5.59	104.89	117.20
3	BH	175	TYR	CB-CG-CD1	5.53	124.32	121.00
3	BJ	274	ASP	CB-CA-C	5.52	121.45	110.40
3	BI	267	ASP	CB-CA-C	-5.52	99.36	110.40
3	BP	274	ASP	CB-CA-C	5.52	121.43	110.40
3	BQ	274	ASP	CB-CA-C	5.51	121.43	110.40
3	BF	312	LYS	C-N-CA	5.51	135.47	121.70

*Continued on next page...*



*Continued from previous page...*

Mol	Chain	Res	Type	Atoms	Z	Observed(°)	Ideal(°)
3	BJ	57	LEU	N-CA-C	-5.50	96.16	111.00
3	BO	274	ASP	CB-CA-C	5.49	121.39	110.40
3	BA	274	ASP	CB-CA-C	5.49	121.38	110.40
3	BI	274	ASP	CB-CA-C	5.49	121.38	110.40
3	BM	274	ASP	CB-CA-C	5.49	121.38	110.40
3	BF	274	ASP	CB-CA-C	5.49	121.37	110.40
3	BG	274	ASP	CB-CA-C	5.49	121.37	110.40
3	BH	274	ASP	CB-CA-C	5.48	121.37	110.40
3	BK	274	ASP	CB-CA-C	5.48	121.36	110.40
3	BL	274	ASP	CB-CA-C	5.48	121.36	110.40
3	BO	56	ASN	CB-CA-C	5.47	121.34	110.40
3	BN	266	SER	N-CA-C	-5.46	96.25	111.00
3	BN	274	ASP	CB-CA-C	5.46	121.32	110.40
4	BZ	603	SER	N-CA-C	5.46	125.75	111.00
1	AA	698	LYS	C-N-CA	-5.45	108.08	121.70
3	BK	319	SER	CB-CA-C	-5.45	99.75	110.10
3	BG	263	VAL	CA-C-N	-5.44	105.32	116.20
3	BO	64	ASP	O-C-N	5.43	131.39	122.70
3	BO	319	SER	CB-CA-C	-5.42	99.79	110.10
4	BX	257	SER	CA-CB-OG	-5.42	96.55	111.20
4	BY	736	ILE	CB-CA-C	-5.40	100.80	111.60
1	AA	698	LYS	CA-C-N	-5.38	105.35	117.20
4	BY	483	PRO	N-CA-C	5.37	126.07	112.10
3	BN	145	ASP	CB-CA-C	5.37	121.13	110.40
3	BN	55	ILE	CA-C-O	5.36	131.36	120.10
3	BK	145	ASP	CB-CA-C	5.34	121.08	110.40
3	BN	55	ILE	C-N-CA	5.34	135.05	121.70
3	BO	145	ASP	CB-CA-C	5.34	121.08	110.40
3	BP	145	ASP	CB-CA-C	5.34	121.08	110.40
3	BH	145	ASP	CB-CA-C	5.34	121.08	110.40
3	BF	145	ASP	CB-CA-C	5.34	121.07	110.40
3	BJ	145	ASP	CB-CA-C	5.33	121.07	110.40
4	BY	486	ASN	N-CA-CB	5.32	120.17	110.60
2	AJ	342	MET	CG-SD-CE	5.30	108.68	100.20
2	AM	342	MET	CG-SD-CE	5.29	108.66	100.20
3	BA	61	GLY	CA-C-N	5.28	128.83	117.20
2	AG	342	MET	CG-SD-CE	5.28	108.65	100.20
2	AD	342	MET	CG-SD-CE	5.28	108.64	100.20
4	BY	496	ARG	O-C-N	5.27	131.13	122.70
3	BN	131	PRO	C-N-CA	-5.25	108.56	121.70
2	AH	342	MET	CG-SD-CE	5.25	108.60	100.20
3	BF	69	ASN	O-C-N	5.25	131.10	122.70

*Continued on next page...*



*Continued from previous page...*

Mol	Chain	Res	Type	Atoms	Z	Observed(°)	Ideal(°)
2	AE	342	MET	CG-SD-CE	5.24	108.59	100.20
3	BN	69	ASN	CA-C-N	-5.24	105.67	117.20
2	AK	342	MET	CG-SD-CE	5.23	108.57	100.20
3	BL	263	VAL	CA-C-N	-5.23	105.74	116.20
3	BI	58	PRO	N-CA-C	5.22	125.67	112.10
3	BP	263	VAL	O-C-N	5.22	132.07	123.20
3	BK	263	VAL	O-C-N	5.21	132.06	123.20
3	BN	263	VAL	O-C-N	5.21	132.06	123.20
2	AN	342	MET	CG-SD-CE	5.21	108.54	100.20
1	AA	360	ILE	C-N-CA	5.21	134.72	121.70
3	BF	253	GLY	C-N-CD	-5.20	109.17	120.60
1	AA	367	LEU	N-CA-C	-5.19	96.98	111.00
3	BA	64	ASP	N-CA-C	-5.19	96.98	111.00
3	BF	263	VAL	O-C-N	5.19	132.02	123.20
2	AO	342	MET	CG-SD-CE	5.18	108.49	100.20
4	BY	601	VAL	CB-CA-C	-5.18	101.55	111.40
3	BI	263	VAL	O-C-N	5.18	132.01	123.20
3	BG	254	PRO	N-CD-CG	-5.18	95.43	103.20
3	BP	59	ILE	CB-CA-C	5.18	121.96	111.60
2	AI	342	MET	CG-SD-CE	5.18	108.48	100.20
3	BA	263	VAL	O-C-N	5.18	132.00	123.20
2	AL	342	MET	CG-SD-CE	5.17	108.48	100.20
2	AC	342	MET	CG-SD-CE	5.17	108.48	100.20
3	BQ	263	VAL	O-C-N	5.16	131.98	123.20
3	BO	263	VAL	O-C-N	5.16	131.97	123.20
2	AF	342	MET	CG-SD-CE	5.16	108.45	100.20
2	AH	69	THR	C-N-CA	5.15	134.58	121.70
2	AH	63	PHE	CB-CG-CD1	-5.15	117.19	120.80
3	BJ	263	VAL	O-C-N	5.15	131.95	123.20
3	BF	265	GLY	C-N-CA	5.14	134.55	121.70
3	BH	69	ASN	O-C-N	5.14	130.93	122.70
3	BH	263	VAL	O-C-N	5.14	131.94	123.20
3	BL	319	SER	C-N-CA	5.13	134.53	121.70
3	BL	265	GLY	C-N-CA	5.12	134.50	121.70
4	BY	273	ILE	CA-C-N	-5.11	105.96	117.20
3	BK	266	SER	N-CA-C	-5.10	97.23	111.00
1	AB	503	VAL	CB-CA-C	-5.10	101.71	111.40
3	BP	51	GLN	CA-C-N	-5.08	106.01	117.20
3	BI	267	ASP	N-CA-C	5.08	124.72	111.00
3	BH	253	GLY	C-N-CD	-5.08	109.43	120.60
4	BY	405	HIS	O-C-N	-5.07	114.59	122.70
3	BF	68	ALA	CB-CA-C	-5.06	102.51	110.10

*Continued on next page...*



*Continued from previous page...*

Mol	Chain	Res	Type	Atoms	Z	Observed(°)	Ideal(°)
3	BL	266	SER	N-CA-C	-5.04	97.38	111.00
3	BO	69	ASN	CA-C-N	-5.04	106.12	117.20
3	BQ	264	GLY	CA-C-N	-5.03	106.14	116.20
2	AG	71	LEU	CA-C-N	5.03	128.26	117.20
3	BP	51	GLN	C-N-CA	5.01	134.22	121.70
3	BH	264	GLY	CA-C-N	-5.01	106.19	116.20
3	BJ	264	GLY	CA-C-N	-5.00	106.19	116.20
3	BP	264	GLY	CA-C-N	-5.00	106.19	116.20

All (1) chirality outliers are listed below:

Mol	Chain	Res	Type	Atom
6	BQ	401	NAG	C1

All (1) planarity outliers are listed below:

Mol	Chain	Res	Type	Group
1	AB	452	PRO	Mainchain

## 5.2 Too-close contacts ⓘ

In the following table, the Non-H and H(model) columns list the number of non-hydrogen atoms and hydrogen atoms in the chain respectively. The H(added) column lists the number of hydrogen atoms added and optimized by MolProbity. The Clashes column lists the number of clashes within the asymmetric unit, whereas Symm-Clashes lists symmetry related clashes.

Mol	Chain	Non-H	H(model)	H(added)	Clashes	Symm-Clashes
1	AA	6379	0	6408	1177	0
1	AB	6545	0	6569	1213	0
2	AC	3163	0	3112	246	0
2	AD	3163	0	3111	207	0
2	AE	3163	0	3110	229	0
2	AF	3163	0	3112	167	0
2	AG	3163	0	3111	249	0
2	AH	3163	0	3111	270	0
2	AI	3163	0	3111	265	0
2	AJ	3163	0	3112	226	0
2	AK	3163	0	3112	227	0
2	AL	3163	0	3112	244	0
2	AM	3163	0	3111	206	0
2	AN	3163	0	3111	208	0

*Continued on next page...*



*Continued from previous page...*

Mol	Chain	Non-H	H(model)	H(added)	Clashes	Symm-Clashes
2	AO	3163	0	3112	143	0
3	BA	2011	0	1955	287	0
3	BF	2072	0	2019	461	0
3	BG	2160	0	2095	511	0
3	BH	2011	0	1954	418	0
3	BI	2160	0	2095	441	0
3	BJ	2171	0	2109	538	0
3	BK	2117	0	2064	471	0
3	BL	2148	0	2087	510	0
3	BM	2011	0	1956	442	0
3	BN	2179	0	2120	519	0
3	BO	2171	0	2108	537	0
3	BP	2157	0	2095	526	0
3	BQ	2011	0	1953	401	0
4	BX	5783	0	5650	1001	0
4	BY	5809	0	5668	1166	0
4	BZ	4058	0	4001	777	0
5	AC	1	0	0	0	0
5	AF	1	0	0	0	0
5	AK	1	0	0	0	0
5	AN	1	0	0	0	0
5	AO	1	0	0	0	0
6	BA	28	0	25	2	0
6	BF	28	0	25	4	0
6	BH	28	0	25	4	0
6	BI	28	0	25	2	0
6	BN	28	0	25	3	0
6	BO	28	0	25	3	0
6	BQ	28	0	25	0	0
7	BM	14	0	13	4	0
All	All	97287	0	95542	12547	0

The all-atom clashscore is defined as the number of clashes found per 1000 atoms (including hydrogen atoms). The all-atom clashscore for this structure is 65.

All (12547) close contacts within the same asymmetric unit are listed below, sorted by their clash magnitude.

Atom-1	Atom-2	Interatomic distance (Å)	Clash overlap (Å)
3:BA:116:VAL:CB	3:BA:116:VAL:CG1	1.80	1.58
4:BX:32:ASN:HB3	4:BY:484:ILE:CG2	1.33	1.58
3:BI:69:ASN:HD21	6:BI:401:NAG:C1	1.11	1.55

*Continued on next page...*



*Continued from previous page...*

Atom-1	Atom-2	Interatomic distance (Å)	Clash overlap (Å)
2:AE:203:ALA:CB	4:BY:775:ARG:HH12	1.15	1.55
3:BN:174:TYR:CD2	3:BN:198:LEU:HD11	1.43	1.53
3:BG:271:ILE:CD1	3:BG:279:PRO:HG2	1.37	1.50
2:AG:202:PRO:CG	4:BZ:577:ARG:HH21	1.22	1.50
4:BY:485:THR:CB	4:BY:485:THR:CG2	1.88	1.49
3:BN:324:TYR:CD2	3:BN:326:ILE:HG22	1.49	1.48
3:BG:316:SER:CB	3:BO:324:TYR:HB3	1.42	1.48
2:AC:239:ASN:HB2	3:BG:67:TYR:CZ	1.47	1.47
3:BO:229:VAL:HG11	3:BO:235:HIS:CE1	1.50	1.47
3:BF:315:ARG:CZ	3:BF:317:LEU:HD22	1.45	1.46
3:BA:229:VAL:HG11	3:BA:235:HIS:CE1	1.50	1.46
3:BQ:229:VAL:HG11	3:BQ:235:HIS:CE1	1.50	1.46
3:BI:229:VAL:HG11	3:BI:235:HIS:CE1	1.50	1.46
3:BO:82:CYS:HB2	3:BO:135:CYS:SG	1.56	1.45
3:BL:82:CYS:HB2	3:BL:135:CYS:SG	1.56	1.45
4:BY:264:GLU:CG	4:BY:473:LEU:HD21	1.41	1.45
3:BG:82:CYS:HB2	3:BG:135:CYS:SG	1.56	1.45
3:BJ:229:VAL:HG11	3:BJ:235:HIS:CE1	1.50	1.45
3:BM:229:VAL:HG11	3:BM:235:HIS:CE1	1.50	1.45
3:BJ:82:CYS:HB2	3:BJ:135:CYS:SG	1.56	1.44
3:BL:229:VAL:HG11	3:BL:235:HIS:CE1	1.50	1.44
3:BI:82:CYS:HB2	3:BI:135:CYS:SG	1.57	1.44
3:BF:229:VAL:HG11	3:BF:235:HIS:CE1	1.50	1.44
3:BN:82:CYS:HB2	3:BN:135:CYS:SG	1.56	1.44
2:AK:145:ARG:CD	2:AL:143:ASN:HA	1.45	1.44
3:BP:229:VAL:HG11	3:BP:235:HIS:CE1	1.50	1.44
3:BG:229:VAL:HG11	3:BG:235:HIS:CE1	1.50	1.44
3:BA:82:CYS:HB2	3:BA:135:CYS:SG	1.56	1.43
4:BX:257:SER:CB	4:BX:257:SER:OG	1.64	1.43
3:BF:82:CYS:HB2	3:BF:135:CYS:SG	1.56	1.43
3:BQ:82:CYS:HB2	3:BQ:135:CYS:SG	1.56	1.43
3:BK:229:VAL:HG11	3:BK:235:HIS:CE1	1.50	1.43
3:BP:82:CYS:HB2	3:BP:135:CYS:SG	1.57	1.43
1:AA:674:VAL:CG1	1:AA:678:ARG:HB2	1.46	1.43
3:BH:82:CYS:HB2	3:BH:135:CYS:SG	1.57	1.43
3:BJ:268:VAL:HB	3:BK:266:SER:CB	1.48	1.43
3:BK:82:CYS:HB2	3:BK:135:CYS:SG	1.56	1.43
3:BI:69:ASN:ND2	6:BI:401:NAG:C1	1.72	1.42
3:BN:229:VAL:HG11	3:BN:235:HIS:CE1	1.50	1.42
3:BH:229:VAL:HG11	3:BH:235:HIS:CE1	1.50	1.42
3:BM:82:CYS:HB2	3:BM:135:CYS:SG	1.56	1.42

*Continued on next page...*



*Continued from previous page...*

Atom-1	Atom-2	Interatomic distance (Å)	Clash overlap (Å)
3:BF:128:SER:HA	3:BF:155:LEU:CD1	1.50	1.41
3:BL:137:TYR:HD2	3:BL:310:MET:SD	1.42	1.41
3:BA:137:TYR:HD2	3:BA:310:MET:SD	1.44	1.41
3:BP:137:TYR:HD2	3:BP:310:MET:SD	1.44	1.41
2:AD:302:PRO:CB	3:BF:282:GLU:OE1	1.64	1.40
3:BK:128:SER:HA	3:BK:155:LEU:CD1	1.50	1.40
2:AE:203:ALA:CA	4:BY:775:ARG:HH12	1.34	1.40
1:AA:469:ALA:HB1	2:AG:71:LEU:CD2	1.50	1.39
3:BJ:137:TYR:HD2	3:BJ:310:MET:SD	1.45	1.39
3:BM:261:ILE:HG12	3:BM:285:MET:SD	1.63	1.39
3:BG:137:TYR:HD2	3:BG:310:MET:SD	1.45	1.39
3:BL:261:ILE:HG12	3:BL:285:MET:SD	1.63	1.39
3:BK:137:TYR:HD2	3:BK:310:MET:SD	1.45	1.39
4:BZ:409:VAL:HG12	4:BZ:426:PHE:CD2	1.56	1.39
2:AG:241:ALA:CB	3:BJ:59:ILE:HG21	1.52	1.39
3:BP:261:ILE:HG12	3:BP:285:MET:SD	1.63	1.38
3:BH:128:SER:HA	3:BH:155:LEU:CD1	1.50	1.38
3:BH:261:ILE:HG12	3:BH:285:MET:SD	1.63	1.38
3:BH:137:TYR:HD2	3:BH:310:MET:SD	1.44	1.38
3:BN:137:TYR:HD2	3:BN:310:MET:SD	1.46	1.38
3:BG:261:ILE:HG12	3:BG:285:MET:SD	1.63	1.38
3:BQ:261:ILE:HG12	3:BQ:285:MET:SD	1.63	1.38
3:BQ:137:TYR:HD2	3:BQ:310:MET:SD	1.44	1.37
2:AH:359:PRO:HA	4:BZ:701:ILE:CG1	1.10	1.37
3:BJ:261:ILE:HG12	3:BJ:285:MET:SD	1.62	1.37
2:AC:357:VAL:CG2	4:BY:734:TYR:HA	1.50	1.37
3:BM:137:TYR:HD2	3:BM:310:MET:SD	1.44	1.37
3:BN:261:ILE:HG12	3:BN:285:MET:SD	1.63	1.37
3:BG:271:ILE:HD11	3:BG:279:PRO:CG	1.50	1.37
3:BF:261:ILE:HG12	3:BF:285:MET:SD	1.63	1.37
2:AK:268:GLN:OE1	4:BX:700:GLU:CG	1.71	1.36
4:BY:544:MET:CE	4:BY:653:PRO:HB2	1.53	1.36
3:BI:128:SER:HA	3:BI:155:LEU:CD1	1.53	1.36
3:BQ:191:CYS:HA	3:BQ:244:CYS:SG	1.66	1.36
3:BI:261:ILE:HG12	3:BI:285:MET:SD	1.63	1.36
3:BO:191:CYS:HA	3:BO:244:CYS:SG	1.66	1.36
3:BF:137:TYR:HD2	3:BF:310:MET:SD	1.45	1.36
3:BN:191:CYS:HA	3:BN:244:CYS:SG	1.66	1.36
4:BY:359:SER:HB2	4:BY:362:PHE:CD1	1.59	1.36
2:AC:295:MET:HE1	3:BH:67:TYR:CE1	1.60	1.35
3:BJ:191:CYS:HA	3:BJ:244:CYS:SG	1.66	1.35

*Continued on next page...*



*Continued from previous page...*

Atom-1	Atom-2	Interatomic distance (Å)	Clash overlap (Å)
3:BN:69:ASN:ND2	6:BN:401:NAG:C1	1.87	1.35
4:BZ:544:MET:CE	4:BZ:656:LEU:HD12	1.56	1.35
3:BP:191:CYS:HA	3:BP:244:CYS:SG	1.66	1.35
3:BJ:82:CYS:CB	3:BJ:135:CYS:SG	2.15	1.35
3:BI:82:CYS:CB	3:BI:135:CYS:SG	2.15	1.35
3:BH:191:CYS:HA	3:BH:244:CYS:SG	1.66	1.35
3:BP:128:SER:CB	3:BP:155:LEU:HD13	1.53	1.34
3:BO:82:CYS:CB	3:BO:135:CYS:SG	2.15	1.34
3:BM:191:CYS:HA	3:BM:244:CYS:SG	1.66	1.34
3:BA:191:CYS:HA	3:BA:244:CYS:SG	1.66	1.34
3:BK:191:CYS:HA	3:BK:244:CYS:SG	1.66	1.34
4:BY:47:PRO:CB	4:BY:419:VAL:HG13	1.54	1.34
1:AB:482:GLN:HG3	1:AB:493:LEU:CD2	1.57	1.34
3:BI:191:CYS:HA	3:BI:244:CYS:SG	1.66	1.34
3:BL:191:CYS:HA	3:BL:244:CYS:SG	1.66	1.34
3:BP:82:CYS:CB	3:BP:135:CYS:SG	2.15	1.34
3:BN:82:CYS:CB	3:BN:135:CYS:SG	2.15	1.34
3:BG:191:CYS:HA	3:BG:244:CYS:SG	1.66	1.34
3:BG:82:CYS:CB	3:BG:135:CYS:SG	2.15	1.33
2:AE:269:ILE:HD13	4:BY:725:LYS:CD	1.58	1.33
3:BL:82:CYS:CB	3:BL:135:CYS:SG	2.15	1.33
3:BF:82:CYS:CB	3:BF:135:CYS:SG	2.15	1.33
3:BF:191:CYS:HA	3:BF:244:CYS:SG	1.66	1.33
3:BF:69:ASN:ND2	6:BF:401:NAG:C1	1.90	1.33
3:BQ:129:VAL:C	3:BQ:131:PRO:HD3	1.47	1.33
2:AE:203:ALA:CB	4:BY:775:ARG:NH1	1.88	1.33
3:BF:125:ALA:CB	3:BF:223:LYS:HD3	1.59	1.33
3:BQ:82:CYS:CB	3:BQ:135:CYS:SG	2.15	1.33
3:BM:82:CYS:CB	3:BM:135:CYS:SG	2.15	1.33
3:BJ:268:VAL:CB	3:BK:266:SER:HB2	1.58	1.33
2:AE:269:ILE:HD11	4:BY:725:LYS:CE	1.56	1.33
3:BF:150:LEU:HD21	3:BG:290:LYS:CD	1.58	1.33
3:BG:125:ALA:CB	3:BG:223:LYS:HD3	1.59	1.33
3:BQ:125:ALA:CB	3:BQ:223:LYS:HD3	1.59	1.33
3:BH:82:CYS:CB	3:BH:135:CYS:SG	2.15	1.32
3:BK:82:CYS:CB	3:BK:135:CYS:SG	2.15	1.32
3:BO:69:ASN:ND2	6:BO:401:NAG:C1	1.90	1.32
3:BM:125:ALA:CB	3:BM:223:LYS:HD3	1.59	1.32
3:BP:125:ALA:CB	3:BP:223:LYS:HD3	1.59	1.32
3:BG:316:SER:HB2	3:BO:324:TYR:CB	1.59	1.32
3:BM:69:ASN:ND2	7:BM:401:NAG:C1	1.90	1.32

*Continued on next page...*



*Continued from previous page...*

Atom-1	Atom-2	Interatomic distance (Å)	Clash overlap (Å)
3:BH:69:ASN:ND2	6:BH:401:NAG:C1	1.92	1.32
2:AL:163:SER:OG	3:BP:61:GLY:C	1.68	1.32
3:BL:125:ALA:CB	3:BL:223:LYS:HD3	1.59	1.32
3:BA:82:CYS:CB	3:BA:135:CYS:SG	2.15	1.31
3:BK:125:ALA:CB	3:BK:223:LYS:HD3	1.59	1.31
3:BJ:125:ALA:CB	3:BJ:223:LYS:HD3	1.59	1.31
2:AE:203:ALA:HB1	4:BY:775:ARG:NH1	1.39	1.31
3:BN:125:ALA:CB	3:BN:223:LYS:HD3	1.59	1.30
2:AH:164:PHE:O	3:BK:61:GLY:CA	1.79	1.30
2:AG:241:ALA:HB1	3:BJ:59:ILE:CG2	1.58	1.30
2:AC:295:MET:HE1	3:BH:67:TYR:CD1	1.66	1.30
2:AM:241:ALA:HB1	3:BQ:59:ILE:CG2	1.62	1.30
1:AA:204:THR:HG23	1:AA:244:ILE:CG1	1.60	1.30
4:BX:350:TYR:CE1	4:BX:427:ARG:HD2	1.66	1.30
2:AE:269:ILE:CD1	4:BY:725:LYS:CE	2.09	1.30
4:BY:307:ARG:CZ	4:BY:312:VAL:HG21	1.60	1.30
3:BA:125:ALA:CB	3:BA:223:LYS:HD3	1.59	1.30
2:AH:359:PRO:CA	4:BZ:701:ILE:CG1	2.05	1.29
1:AA:259:HIS:CD2	1:AA:677:ARG:HG3	1.66	1.29
4:BY:45:TYR:CD2	4:BY:366:VAL:HG11	1.65	1.29
3:BG:128:SER:HA	3:BG:155:LEU:CD1	1.63	1.29
3:BH:125:ALA:CB	3:BH:223:LYS:HD3	1.59	1.29
3:BQ:128:SER:CB	3:BQ:155:LEU:HD13	1.61	1.29
2:AC:239:ASN:CB	3:BG:67:TYR:CE2	2.14	1.28
3:BQ:105:LEU:O	3:BQ:108:THR:HG22	1.33	1.28
3:BL:159:ILE:HD11	3:BL:260:VAL:CG2	1.64	1.28
1:AB:511:MET:CE	2:AJ:70:LEU:HD23	1.62	1.28
3:BP:64:ASP:O	3:BP:65:THR:HG22	1.28	1.28
3:BJ:64:ASP:O	3:BJ:65:THR:HG22	1.18	1.28
2:AL:164:PHE:O	3:BP:61:GLY:HA3	1.24	1.28
3:BJ:128:SER:CB	3:BJ:155:LEU:HD13	1.62	1.28
3:BA:105:LEU:O	3:BA:108:THR:HG22	1.33	1.28
3:BJ:105:LEU:O	3:BJ:108:THR:HG22	1.33	1.27
2:AM:241:ALA:CB	3:BQ:59:ILE:HG21	1.64	1.27
3:BH:63:MET:HG3	3:BH:65:THR:CG2	1.63	1.27
2:AI:171:PRO:CD	3:BJ:322:PHE:CE2	2.17	1.27
3:BI:267:ASP:O	3:BI:268:VAL:CG2	1.81	1.27
2:AH:363:PRO:HG2	4:BZ:704:ASP:OD1	1.21	1.27
3:BL:127:PHE:CD2	3:BL:155:LEU:HD21	1.69	1.27
3:BO:257:ASN:OD1	3:BO:313:ARG:HB2	1.34	1.27
2:AG:164:PHE:O	3:BJ:61:GLY:HA3	1.30	1.27

*Continued on next page...*



*Continued from previous page...*

Atom-1	Atom-2	Interatomic distance (Å)	Clash overlap (Å)
3:BF:127:PHE:CD2	3:BF:155:LEU:HD21	1.69	1.27
3:BM:127:PHE:CD2	3:BM:155:LEU:HD21	1.69	1.27
3:BF:289:TRP:O	3:BH:150:LEU:HD22	1.35	1.27
3:BL:64:ASP:O	3:BL:65:THR:HG22	1.18	1.27
1:AA:571:LEU:HD11	1:AB:531:ARG:NH1	1.48	1.27
2:AF:164:PHE:O	3:BI:61:GLY:HA3	1.15	1.26
2:AK:164:PHE:O	3:BN:61:GLY:HA3	1.30	1.26
3:BO:105:LEU:O	3:BO:108:THR:HG22	1.33	1.26
3:BN:127:PHE:CD2	3:BN:155:LEU:HD21	1.69	1.26
3:BA:229:VAL:CG1	3:BA:235:HIS:HE1	1.49	1.26
3:BF:159:ILE:HD11	3:BF:260:VAL:CG2	1.64	1.26
3:BJ:128:SER:HA	3:BJ:155:LEU:CD1	1.65	1.26
3:BO:127:PHE:CD2	3:BO:155:LEU:HD21	1.69	1.26
3:BI:181:ALA:O	3:BI:250:LYS:HA	1.27	1.26
2:AJ:163:SER:OG	3:BM:62:SER:HA	1.33	1.26
3:BN:105:LEU:O	3:BN:108:THR:HG22	1.33	1.26
3:BG:127:PHE:CD2	3:BG:155:LEU:HD21	1.69	1.26
4:BY:544:MET:SD	4:BY:653:PRO:HB2	1.75	1.26
4:BY:50:TRP:H	4:BY:421:LEU:CD1	1.47	1.26
3:BG:105:LEU:O	3:BG:108:THR:HG22	1.33	1.26
3:BG:229:VAL:CG1	3:BG:235:HIS:HE1	1.49	1.26
3:BK:127:PHE:CD2	3:BK:155:LEU:HD21	1.69	1.26
4:BY:252:GLU:HG2	4:BY:253:ASP:N	1.46	1.25
3:BI:229:VAL:CG1	3:BI:235:HIS:HE1	1.49	1.25
3:BJ:127:PHE:CD2	3:BJ:155:LEU:HD21	1.69	1.25
3:BI:128:SER:CB	3:BI:155:LEU:HD13	1.65	1.25
3:BA:127:PHE:CD2	3:BA:155:LEU:HD21	1.69	1.25
4:BY:261:LEU:HD12	4:BY:478:ASP:OD2	1.35	1.25
4:BX:35:ILE:HG21	4:BY:37:LEU:CD1	1.67	1.25
3:BH:127:PHE:CD2	3:BH:155:LEU:HD21	1.69	1.25
3:BM:105:LEU:O	3:BM:108:THR:HG22	1.33	1.25
1:AB:466:PHE:CE1	2:AH:80:THR:HG22	1.71	1.25
3:BQ:127:PHE:CD2	3:BQ:155:LEU:HD21	1.69	1.25
3:BF:172:LEU:HD13	4:BZ:467:ARG:CB	1.65	1.25
3:BO:257:ASN:ND2	3:BO:313:ARG:HD3	1.52	1.25
3:BP:229:VAL:CG1	3:BP:235:HIS:HE1	1.49	1.25
3:BK:105:LEU:O	3:BK:108:THR:HG22	1.33	1.25
2:AG:202:PRO:HG2	4:BZ:577:ARG:NH2	1.50	1.25
3:BM:229:VAL:CG1	3:BM:235:HIS:HE1	1.49	1.25
3:BF:229:VAL:CG1	3:BF:235:HIS:HE1	1.49	1.25
3:BH:229:VAL:CG1	3:BH:235:HIS:HE1	1.49	1.25

*Continued on next page...*



*Continued from previous page...*

Atom-1	Atom-2	Interatomic distance (Å)	Clash overlap (Å)
3:BP:127:PHE:CD2	3:BP:155:LEU:HD21	1.69	1.25
3:BF:105:LEU:O	3:BF:108:THR:HG22	1.33	1.25
2:AL:163:SER:HG	3:BP:61:GLY:C	1.38	1.24
3:BI:105:LEU:O	3:BI:108:THR:HG22	1.33	1.24
3:BO:69:ASN:HD21	6:BO:401:NAG:C1	1.47	1.24
2:AN:299:ASN:OD1	3:BP:71:THR:HB	1.33	1.24
3:BJ:229:VAL:CG1	3:BJ:235:HIS:HE1	1.49	1.24
2:AJ:163:SER:OG	3:BM:62:SER:CA	1.84	1.24
3:BO:289:TRP:O	3:BQ:150:LEU:HD22	1.35	1.24
2:AC:364:GLY:N	4:BY:733:ASN:HB3	1.48	1.23
3:BK:229:VAL:CG1	3:BK:235:HIS:HE1	1.49	1.23
3:BG:129:VAL:O	3:BG:131:PRO:HD3	1.34	1.23
2:AE:203:ALA:C	4:BY:775:ARG:HH22	1.42	1.23
3:BQ:229:VAL:CG1	3:BQ:235:HIS:HE1	1.49	1.23
3:BH:105:LEU:O	3:BH:108:THR:HG22	1.33	1.23
3:BN:229:VAL:CG1	3:BN:235:HIS:HE1	1.49	1.23
1:AB:457:GLN:HB2	1:AB:476:ASN:ND2	1.51	1.23
3:BO:229:VAL:CG1	3:BO:235:HIS:HE1	1.49	1.23
3:BL:105:LEU:O	3:BL:108:THR:HG22	1.33	1.23
2:AE:269:ILE:CD1	4:BY:725:LYS:HE2	1.68	1.23
3:BL:229:VAL:CG1	3:BL:235:HIS:HE1	1.49	1.23
2:AL:306:ALA:HB2	3:BQ:282:GLU:OE2	1.37	1.23
4:BY:47:PRO:HB2	4:BY:419:VAL:CG1	1.69	1.23
3:BF:150:LEU:CD2	3:BG:290:LYS:HD3	1.69	1.23
4:BX:32:ASN:CB	4:BY:484:ILE:HG21	1.68	1.23
2:AK:268:GLN:OE1	4:BX:700:GLU:HG2	1.21	1.23
3:BA:128:SER:HA	3:BA:155:LEU:CD1	1.67	1.23
1:AA:766:ILE:HG22	1:AA:797:PRO:O	1.35	1.23
3:BN:128:SER:HA	3:BN:155:LEU:CD1	1.69	1.22
3:BP:105:LEU:O	3:BP:108:THR:HG22	1.33	1.22
3:BF:172:LEU:CD1	4:BZ:467:ARG:HB2	1.70	1.22
4:BZ:409:VAL:HG12	4:BZ:426:PHE:CE2	1.74	1.22
1:AA:259:HIS:NE2	1:AA:677:ARG:HG3	1.51	1.22
4:BX:473:LEU:HD21	4:BY:262:TRP:CE2	1.74	1.21
3:BL:289:TRP:O	3:BN:150:LEU:HD22	1.35	1.21
1:AB:440:PHE:HA	1:AB:518:PHE:CE1	1.75	1.21
3:BJ:52:ASN:O	3:BL:55:ILE:HG23	1.38	1.21
3:BN:69:ASN:HD21	6:BN:401:NAG:C1	1.44	1.20
2:AJ:163:SER:OG	3:BM:61:GLY:C	1.78	1.20
4:BZ:264:GLU:HB3	4:BZ:473:LEU:C	1.61	1.20
3:BM:257:ASN:O	3:BM:258:VAL:O	1.60	1.20

*Continued on next page...*



*Continued from previous page...*

Atom-1	Atom-2	Interatomic distance (Å)	Clash overlap (Å)
3:BJ:257:ASN:O	3:BJ:258:VAL:O	1.60	1.20
2:AC:299:ASN:OD1	3:BH:71:THR:OG1	1.54	1.20
3:BH:128:SER:CB	3:BH:155:LEU:HD13	1.72	1.20
3:BH:257:ASN:O	3:BH:258:VAL:O	1.60	1.20
3:BJ:52:ASN:ND2	3:BL:58:PRO:HA	1.54	1.20
3:BM:251:LYS:HG3	3:BM:252:LEU:N	1.41	1.20
1:AB:630:ARG:CB	2:AL:71:LEU:HB2	1.69	1.20
1:AB:492:VAL:HG13	1:AB:565:MET:SD	1.80	1.20
3:BL:290:LYS:HB2	3:BN:150:LEU:HD21	1.23	1.20
3:BJ:251:LYS:HG3	3:BJ:252:LEU:N	1.40	1.20
4:BY:252:GLU:CG	4:BY:253:ASP:H	1.54	1.20
3:BQ:137:TYR:CD2	3:BQ:310:MET:SD	2.35	1.20
3:BG:257:ASN:O	3:BG:258:VAL:O	1.60	1.19
3:BL:137:TYR:CD2	3:BL:310:MET:SD	2.35	1.19
4:BY:264:GLU:HG3	4:BY:473:LEU:CD2	1.72	1.19
3:BA:137:TYR:CD2	3:BA:310:MET:SD	2.35	1.19
2:AG:202:PRO:CG	4:BZ:577:ARG:NH2	2.02	1.19
3:BN:324:TYR:HD2	3:BN:326:ILE:CG2	1.54	1.19
3:BP:137:TYR:CD2	3:BP:310:MET:SD	2.35	1.19
3:BI:137:TYR:HD2	3:BI:310:MET:SD	1.65	1.19
3:BH:137:TYR:CD2	3:BH:310:MET:SD	2.35	1.19
3:BM:137:TYR:CD2	3:BM:310:MET:SD	2.35	1.19
3:BA:257:ASN:O	3:BA:258:VAL:O	1.60	1.19
4:BZ:269:ARG:NH2	4:BZ:359:SER:HB3	1.58	1.19
1:AA:439:ALA:HB2	1:AA:525:TYR:CE2	1.78	1.19
3:BI:267:ASP:O	3:BI:268:VAL:HG23	1.03	1.19
4:BY:488:VAL:HG23	4:BZ:448:TYR:CD1	1.77	1.19
3:BP:82:CYS:SG	3:BP:135:CYS:HB3	1.83	1.19
3:BO:128:SER:CB	3:BO:155:LEU:HD13	1.70	1.19
4:BY:264:GLU:HA	4:BY:473:LEU:CD2	1.72	1.19
3:BF:137:TYR:CD2	3:BF:310:MET:SD	2.35	1.19
3:BM:251:LYS:O	3:BM:252:LEU:HB2	1.38	1.19
3:BI:185:ILE:HD12	3:BI:249:CYS:SG	1.80	1.19
3:BG:82:CYS:SG	3:BG:135:CYS:HB3	1.83	1.18
3:BO:55:ILE:HG12	3:BO:322:PHE:HB3	1.23	1.18
3:BI:257:ASN:O	3:BI:258:VAL:O	1.60	1.18
2:AH:164:PHE:O	3:BK:61:GLY:HA3	1.03	1.18
3:BA:82:CYS:SG	3:BA:135:CYS:HB3	1.83	1.18
3:BF:257:ASN:O	3:BF:258:VAL:O	1.60	1.18
3:BH:82:CYS:SG	3:BH:135:CYS:HB3	1.84	1.18
2:AD:302:PRO:HB3	3:BF:282:GLU:OE1	1.01	1.18

*Continued on next page...*



*Continued from previous page...*

Atom-1	Atom-2	Interatomic distance (Å)	Clash overlap (Å)
1:AA:643:GLU:HG2	1:AA:662:MET:CE	1.71	1.18
3:BH:267:ASP:O	3:BH:268:VAL:HG23	1.03	1.18
3:BL:251:LYS:HG3	3:BL:252:LEU:N	1.41	1.18
3:BN:315:ARG:HG3	3:BN:316:SER:N	1.52	1.18
3:BJ:137:TYR:CD2	3:BJ:310:MET:SD	2.36	1.18
3:BQ:128:SER:HB3	3:BQ:155:LEU:HD13	1.20	1.18
3:BH:267:ASP:O	3:BH:268:VAL:CG2	1.90	1.18
4:BX:66:ASP:OD2	4:BX:286:GLY:HA2	1.39	1.18
2:AK:145:ARG:HD2	2:AL:142:GLN:O	1.43	1.18
3:BF:82:CYS:SG	3:BF:135:CYS:HB3	1.83	1.18
3:BK:128:SER:CB	3:BK:155:LEU:HD13	1.72	1.18
2:AG:171:PRO:CG	3:BJ:314:SER:OG	1.92	1.18
3:BN:137:TYR:CD2	3:BN:310:MET:SD	2.37	1.18
3:BO:82:CYS:SG	3:BO:135:CYS:HB3	1.83	1.18
3:BQ:82:CYS:SG	3:BQ:135:CYS:HB3	1.83	1.18
3:BF:128:SER:CB	3:BF:155:LEU:HD13	1.72	1.18
3:BK:82:CYS:SG	3:BK:135:CYS:HB3	1.83	1.18
1:AB:508:GLU:HG2	1:AB:512:GLN:NE2	1.58	1.18
3:BQ:257:ASN:O	3:BQ:258:VAL:O	1.60	1.18
3:BG:251:LYS:O	3:BG:252:LEU:HB2	1.43	1.18
2:AH:35:ASN:CB	2:AH:65:LEU:HD22	1.70	1.18
3:BG:137:TYR:CD2	3:BG:310:MET:SD	2.35	1.17
3:BO:128:SER:HA	3:BO:155:LEU:CD1	1.73	1.17
3:BM:69:ASN:HD21	7:BM:401:NAG:C1	1.50	1.17
3:BK:64:ASP:O	3:BK:65:THR:HG22	1.36	1.17
3:BO:214:THR:HG21	4:BY:480:TYR:CZ	1.79	1.17
3:BK:257:ASN:O	3:BK:258:VAL:O	1.60	1.17
2:AH:69:THR:O	2:AH:70:LEU:HG	1.43	1.17
4:BY:488:VAL:O	4:BZ:432:VAL:HB	1.41	1.17
3:BO:214:THR:HG21	4:BY:480:TYR:CE1	1.79	1.17
3:BG:310:MET:HG3	3:BG:311:SER:H	1.09	1.17
3:BL:82:CYS:SG	3:BL:135:CYS:HB3	1.83	1.17
2:AK:145:ARG:HD3	2:AL:143:ASN:CA	1.75	1.17
3:BK:137:TYR:CD2	3:BK:310:MET:SD	2.36	1.17
2:AC:163:SER:OG	3:BG:62:SER:HA	1.43	1.17
3:BP:257:ASN:O	3:BP:258:VAL:O	1.60	1.17
3:BN:82:CYS:SG	3:BN:135:CYS:HB3	1.83	1.17
4:BX:575:ILE:HG21	4:BY:511:GLU:O	1.44	1.17
3:BI:82:CYS:SG	3:BI:135:CYS:HB3	1.83	1.17
3:BP:60:THR:HG22	3:BP:62:SER:H	1.10	1.17
4:BX:473:LEU:CD2	4:BY:262:TRP:CZ2	2.28	1.17

*Continued on next page...*



*Continued from previous page...*

Atom-1	Atom-2	Interatomic distance (Å)	Clash overlap (Å)
3:BK:310:MET:CG	3:BK:311:SER:H	1.58	1.17
1:AA:469:ALA:O	2:AG:71:LEU:HD22	1.43	1.17
3:BA:251:LYS:HG3	3:BA:252:LEU:N	1.38	1.17
3:BJ:82:CYS:SG	3:BJ:135:CYS:HB3	1.84	1.16
1:AB:790:ARG:HA	1:AB:790:ARG:NE	1.34	1.16
4:BX:734:TYR:CZ	4:BX:761:PRO:HB2	1.81	1.16
4:BX:350:TYR:CD1	4:BX:427:ARG:HD2	1.80	1.16
3:BA:128:SER:CB	3:BA:155:LEU:HD13	1.74	1.16
1:AA:128:PRO:HG3	1:AA:148:TRP:CZ3	1.80	1.16
3:BN:64:ASP:O	3:BN:65:THR:HG22	1.43	1.16
3:BM:82:CYS:SG	3:BM:135:CYS:HB3	1.83	1.16
3:BI:157:ASP:OD1	3:BI:271:ILE:HG23	1.37	1.16
3:BN:174:TYR:CD2	3:BN:198:LEU:CD1	2.28	1.16
3:BO:257:ASN:O	3:BO:258:VAL:O	1.60	1.16
2:AC:239:ASN:CG	3:BG:67:TYR:CE2	2.19	1.16
3:BM:174:TYR:CD1	3:BM:198:LEU:CD1	2.29	1.16
3:BF:251:LYS:O	3:BF:252:LEU:HB2	1.36	1.15
2:AC:356:PRO:HA	4:BY:735:GLY:HA3	1.19	1.15
3:BL:174:TYR:CD1	3:BL:198:LEU:CD1	2.29	1.15
3:BF:128:SER:CA	3:BF:155:LEU:HD13	1.75	1.15
1:AB:482:GLN:CG	1:AB:493:LEU:HD22	1.74	1.15
4:BY:51:GLY:N	4:BY:421:LEU:HG	1.61	1.15
3:BH:128:SER:CA	3:BH:155:LEU:HD13	1.75	1.15
3:BI:128:SER:CA	3:BI:155:LEU:HD13	1.75	1.15
2:AK:164:PHE:O	3:BN:61:GLY:CA	1.94	1.15
3:BO:64:ASP:O	3:BO:65:THR:HG22	1.43	1.15
2:AC:357:VAL:HG23	4:BY:734:TYR:CA	1.75	1.15
3:BK:128:SER:CA	3:BK:155:LEU:HD13	1.75	1.15
2:AM:164:PHE:O	3:BQ:61:GLY:HA3	1.44	1.15
3:BO:268:VAL:CG1	3:BO:269:LEU:H	1.60	1.15
3:BN:174:TYR:CE2	3:BN:236:LYS:HB2	1.82	1.15
3:BO:174:TYR:CD1	3:BO:198:LEU:CD1	2.29	1.15
3:BH:191:CYS:CA	3:BH:244:CYS:SG	2.35	1.15
3:BF:191:CYS:CA	3:BF:244:CYS:SG	2.35	1.15
2:AH:35:ASN:HB3	2:AH:65:LEU:HD22	1.20	1.15
3:BO:257:ASN:HD21	3:BO:313:ARG:CD	1.58	1.15
3:BK:174:TYR:CD1	3:BK:198:LEU:CD1	2.29	1.15
2:AG:171:PRO:HG2	3:BJ:314:SER:OG	1.47	1.15
3:BP:191:CYS:CA	3:BP:244:CYS:SG	2.35	1.15
3:BP:126:SER:HA	3:BP:223:LYS:HZ1	1.03	1.15
3:BH:153:SER:OG	3:BH:269:LEU:HD11	1.43	1.15

*Continued on next page...*



*Continued from previous page...*

Atom-1	Atom-2	Interatomic distance (Å)	Clash overlap (Å)
2:AC:357:VAL:N	4:BY:734:TYR:O	1.80	1.14
3:BQ:191:CYS:CA	3:BQ:244:CYS:SG	2.35	1.14
2:AK:299:ASN:OD1	3:BL:70:SER:O	1.65	1.14
1:AB:466:PHE:CE1	2:AH:80:THR:CG2	2.30	1.14
3:BJ:134:TYR:HD2	3:BL:323:TYR:CD2	1.65	1.14
3:BJ:134:TYR:HD2	3:BL:323:TYR:CE2	1.65	1.14
4:BX:35:ILE:HG13	4:BY:37:LEU:HD13	1.26	1.14
3:BP:314:SER:HB3	3:BP:315:ARG:HH11	1.01	1.14
3:BG:312:LYS:O	3:BG:313:ARG:HB2	1.41	1.14
3:BI:174:TYR:CD1	3:BI:198:LEU:CD1	2.29	1.14
3:BJ:174:TYR:CD1	3:BJ:198:LEU:CD1	2.29	1.14
3:BP:174:TYR:CD1	3:BP:198:LEU:CD1	2.29	1.14
3:BH:229:VAL:CG1	3:BH:235:HIS:CE1	2.27	1.14
3:BO:191:CYS:CA	3:BO:244:CYS:SG	2.35	1.14
3:BN:191:CYS:CA	3:BN:244:CYS:SG	2.35	1.14
3:BL:251:LYS:O	3:BL:252:LEU:HB2	1.36	1.14
4:BX:734:TYR:CE1	4:BX:762:ILE:HG13	1.82	1.14
3:BJ:191:CYS:CA	3:BJ:244:CYS:SG	2.35	1.14
3:BG:58:PRO:HA	3:BO:52:ASN:ND2	1.62	1.14
2:AH:242:ASP:O	4:BZ:602:SER:OG	1.64	1.14
1:AA:563:MET:HA	1:AA:563:MET:HE2	1.28	1.14
3:BQ:174:TYR:CD1	3:BQ:198:LEU:CD1	2.30	1.14
3:BI:191:CYS:CA	3:BI:244:CYS:SG	2.35	1.14
3:BN:128:SER:CB	3:BN:155:LEU:HD13	1.76	1.13
4:BX:262:TRP:CB	4:BX:473:LEU:HG	1.78	1.13
3:BH:126:SER:HA	3:BH:223:LYS:HZ1	1.08	1.13
3:BJ:321:ALA:HB2	3:BJ:325:ARG:HE	1.08	1.13
3:BM:191:CYS:CA	3:BM:244:CYS:SG	2.35	1.13
2:AI:246:THR:HG22	3:BL:67:TYR:CE2	1.83	1.13
3:BG:58:PRO:HA	3:BO:52:ASN:HD21	1.05	1.13
3:BO:153:SER:CA	3:BO:269:LEU:HD11	1.78	1.13
4:BX:72:THR:HG21	4:BX:333:LEU:CD1	1.78	1.13
1:AB:654:ILE:HG13	1:AB:655:SER:H	1.06	1.13
3:BM:174:TYR:CD1	3:BM:198:LEU:HD12	1.83	1.13
3:BF:229:VAL:CG1	3:BF:235:HIS:CE1	2.27	1.13
3:BL:191:CYS:CA	3:BL:244:CYS:SG	2.35	1.13
3:BG:191:CYS:CA	3:BG:244:CYS:SG	2.35	1.13
3:BJ:251:LYS:O	3:BJ:252:LEU:HB2	1.39	1.13
3:BK:251:LYS:O	3:BK:252:LEU:HB2	1.40	1.13
4:BX:262:TRP:HB3	4:BX:473:LEU:CG	1.79	1.13
4:BY:544:MET:SD	4:BY:653:PRO:CB	2.37	1.13

*Continued on next page...*



*Continued from previous page...*

Atom-1	Atom-2	Interatomic distance (Å)	Clash overlap (Å)
3:BA:191:CYS:CA	3:BA:244:CYS:SG	2.35	1.13
2:AI:171:PRO:HD2	3:BJ:322:PHE:CE2	1.84	1.13
3:BF:271:ILE:HG22	3:BF:271:ILE:O	1.48	1.13
2:AE:262:GLU:CG	4:BY:725:LYS:NZ	1.99	1.13
3:BP:229:VAL:CG1	3:BP:235:HIS:CE1	2.27	1.13
3:BG:229:VAL:CG1	3:BG:235:HIS:CE1	2.27	1.13
3:BK:126:SER:HA	3:BK:223:LYS:HZ1	1.13	1.13
1:AB:573:THR:HG22	1:AB:574:GLU:H	0.98	1.13
1:AB:381:THR:HG21	1:AB:576:LEU:CD2	1.79	1.13
3:BF:150:LEU:HD21	3:BG:290:LYS:CG	1.78	1.13
3:BQ:251:LYS:HG3	3:BQ:252:LEU:N	1.42	1.13
1:AA:178:PRO:HG3	1:AA:256:PHE:CD2	1.83	1.13
4:BY:40:PHE:HD2	4:BY:259:THR:HB	1.02	1.13
3:BN:310:MET:HG3	3:BN:311:SER:H	1.14	1.13
3:BQ:174:TYR:CD1	3:BQ:198:LEU:HD12	1.84	1.13
3:BK:141:LEU:HD12	3:BK:261:ILE:CG2	1.79	1.13
3:BI:174:TYR:CD1	3:BI:198:LEU:HD12	1.85	1.12
3:BL:128:SER:OG	3:BL:155:LEU:HD13	1.49	1.12
3:BP:174:TYR:CD1	3:BP:198:LEU:HD12	1.84	1.12
3:BK:310:MET:HG3	3:BK:311:SER:N	1.62	1.12
2:AL:363:PRO:CG	4:BX:704:ASP:OD1	1.97	1.13
3:BK:191:CYS:CA	3:BK:244:CYS:SG	2.35	1.12
2:AI:76:ASN:H	2:AM:76:ASN:HB2	1.04	1.12
1:AA:262:VAL:HG21	1:AA:848:PHE:CE2	1.83	1.12
1:AA:333:VAL:HG11	1:AA:380:LYS:HA	1.19	1.12
2:AC:239:ASN:HB2	3:BG:67:TYR:CE2	1.80	1.12
3:BA:229:VAL:CG1	3:BA:235:HIS:CE1	2.27	1.12
3:BF:128:SER:HA	3:BF:155:LEU:HD11	1.29	1.12
3:BO:268:VAL:HG12	3:BO:269:LEU:N	1.60	1.12
3:BO:55:ILE:HD11	3:BO:322:PHE:HD2	1.07	1.12
3:BL:174:TYR:CD1	3:BL:198:LEU:HD12	1.85	1.12
3:BK:174:TYR:CD1	3:BK:198:LEU:HD12	1.85	1.12
3:BN:229:VAL:CG1	3:BN:235:HIS:CE1	2.27	1.12
1:AB:654:ILE:HG13	1:AB:655:SER:N	1.61	1.12
1:AB:200:VAL:HG21	1:AB:243:SER:HB3	1.19	1.12
1:AA:306:ASP:HA	1:AA:614:TYR:HE2	1.09	1.12
2:AM:306:ALA:HB2	3:BO:282:GLU:OE2	1.49	1.12
4:BX:328:PHE:CE1	4:BX:442:THR:HG21	1.85	1.12
3:BK:271:ILE:HG13	3:BK:272:THR:N	1.53	1.12
3:BO:55:ILE:CG1	3:BO:322:PHE:HB3	1.81	1.11
3:BJ:174:TYR:CD1	3:BJ:198:LEU:HD12	1.85	1.11

*Continued on next page...*



*Continued from previous page...*

Atom-1	Atom-2	Interatomic distance (Å)	Clash overlap (Å)
3:BF:174:TYR:CD1	3:BF:198:LEU:HD12	1.84	1.11
2:AD:302:PRO:C	3:BF:282:GLU:OE2	1.87	1.11
3:BF:150:LEU:HD22	3:BG:289:TRP:O	1.48	1.11
2:AI:299:ASN:OD1	3:BM:70:SER:O	1.67	1.11
3:BM:150:LEU:HD22	3:BN:289:TRP:O	1.48	1.11
3:BM:268:VAL:CG2	3:BN:266:SER:HB2	1.80	1.11
3:BP:310:MET:HG3	3:BP:311:SER:H	1.13	1.11
3:BL:159:ILE:HD12	3:BL:258:VAL:CG1	1.81	1.11
2:AK:145:ARG:CD	2:AL:143:ASN:CA	2.27	1.11
3:BL:268:VAL:HG12	3:BL:269:LEU:N	1.60	1.11
3:BO:174:TYR:CD1	3:BO:198:LEU:HD12	1.85	1.11
1:AA:122:LEU:O	1:AA:123:PHE:HB2	1.42	1.11
2:AM:255:ARG:CD	3:BO:65:THR:OG1	1.97	1.11
3:BP:312:LYS:O	3:BP:313:ARG:HB3	1.45	1.11
3:BK:229:VAL:CG1	3:BK:235:HIS:CE1	2.27	1.11
3:BI:128:SER:HA	3:BI:155:LEU:HD11	1.31	1.11
3:BG:272:THR:HG21	3:BG:277:THR:HG22	1.25	1.11
2:AI:171:PRO:HG2	3:BL:313:ARG:HG2	1.30	1.11
2:AJ:163:SER:OG	3:BM:62:SER:N	1.82	1.11
3:BO:153:SER:N	3:BO:269:LEU:HD11	1.66	1.11
2:AC:239:ASN:HB2	3:BG:67:TYR:OH	1.50	1.10
4:BZ:538:ILE:HG22	4:BZ:539:ASP:N	1.65	1.10
3:BJ:64:ASP:O	3:BJ:65:THR:CG2	1.98	1.10
1:AB:790:ARG:CA	1:AB:790:ARG:HE	1.55	1.10
4:BX:72:THR:HG21	4:BX:333:LEU:HD12	1.13	1.10
1:AA:178:PRO:CG	1:AA:256:PHE:CD2	2.34	1.10
3:BL:268:VAL:CG1	3:BL:269:LEU:H	1.64	1.10
3:BH:251:LYS:O	3:BH:252:LEU:HB2	1.40	1.10
4:BX:35:ILE:HG21	4:BY:37:LEU:HD11	1.34	1.10
4:BZ:651:ILE:HG13	4:BZ:652:SER:N	1.65	1.10
4:BY:264:GLU:CG	4:BY:473:LEU:CD2	2.29	1.10
3:BL:229:VAL:CG1	3:BL:235:HIS:CE1	2.27	1.10
3:BM:310:MET:HG3	3:BM:311:SER:H	1.15	1.10
3:BA:252:LEU:HG	3:BA:253:GLY:H	1.12	1.10
2:AH:242:ASP:O	4:BZ:602:SER:CB	2.00	1.10
1:AB:492:VAL:HG11	1:AB:558:MET:HG3	1.26	1.10
3:BJ:321:ALA:CB	3:BJ:325:ARG:HE	1.64	1.10
3:BP:314:SER:HB3	3:BP:315:ARG:NH1	1.64	1.10
2:AI:53:ASN:HD21	4:BX:697:THR:CA	1.50	1.10
3:BF:159:ILE:HD12	3:BF:258:VAL:HG11	1.17	1.10
1:AB:381:THR:HG21	1:AB:576:LEU:HD21	1.32	1.10

*Continued on next page...*



*Continued from previous page...*

Atom-1	Atom-2	Interatomic distance (Å)	Clash overlap (Å)
1:AB:630:ARG:HB3	2:AL:71:LEU:CB	1.81	1.10
1:AA:451:ASP:HB3	1:AA:452:PRO:HD2	1.32	1.10
3:BO:124:ILE:HD13	3:BO:152:MET:HG2	1.34	1.10
3:BN:315:ARG:CG	3:BN:316:SER:H	1.54	1.10
3:BI:229:VAL:CG1	3:BI:235:HIS:CE1	2.27	1.10
4:BX:540:ALA:O	4:BX:544:MET:HB2	1.50	1.10
4:BX:617:ARG:HA	4:BX:620:ARG:HE	0.98	1.10
3:BQ:128:SER:HA	3:BQ:155:LEU:CD1	1.82	1.10
3:BJ:128:SER:CA	3:BJ:155:LEU:HD13	1.82	1.10
3:BG:251:LYS:HG3	3:BG:252:LEU:N	1.38	1.10
2:AM:313:PRO:HD2	3:BQ:279:PRO:HB3	1.18	1.10
3:BL:124:ILE:HD13	3:BL:152:MET:HG2	1.34	1.10
4:BY:40:PHE:CD2	4:BY:259:THR:HB	1.87	1.09
3:BG:272:THR:HG21	3:BG:277:THR:CG2	1.80	1.09
3:BP:313:ARG:HG3	3:BP:313:ARG:O	1.44	1.09
3:BN:251:LYS:HG3	3:BN:252:LEU:N	1.43	1.09
4:BZ:544:MET:SD	4:BZ:653:PRO:HA	1.91	1.09
4:BY:50:TRP:N	4:BY:421:LEU:HD12	1.67	1.09
3:BG:125:ALA:HB1	3:BG:223:LYS:CD	1.82	1.09
2:AN:299:ASN:OD1	3:BP:71:THR:CB	1.98	1.09
3:BQ:252:LEU:HG	3:BQ:253:GLY:N	1.62	1.09
2:AL:165:THR:CG2	3:BP:58:PRO:HB3	1.82	1.09
3:BA:310:MET:HG3	3:BA:311:SER:H	1.15	1.09
4:BX:649:THR:HB	4:BX:650:GLN:NE2	1.67	1.09
3:BL:126:SER:HA	3:BL:223:LYS:HZ1	1.05	1.09
3:BQ:252:LEU:HG	3:BQ:253:GLY:H	0.95	1.09
3:BG:124:ILE:HD13	3:BG:152:MET:HG2	1.34	1.09
4:BZ:272:THR:HB	4:BZ:307:ARG:HH21	1.07	1.09
4:BX:32:ASN:CB	4:BY:484:ILE:CG2	2.26	1.09
3:BO:310:MET:HG3	3:BO:311:SER:H	1.18	1.09
4:BZ:544:MET:HE1	4:BZ:656:LEU:HD12	1.28	1.09
2:AH:363:PRO:CG	4:BZ:704:ASP:OD1	1.99	1.09
3:BH:310:MET:HG3	3:BH:311:SER:H	1.15	1.09
1:AB:381:THR:CG2	1:AB:576:LEU:HD21	1.82	1.09
4:BY:50:TRP:H	4:BY:421:LEU:HD12	0.99	1.09
1:AA:200:VAL:HB	1:AA:243:SER:HB3	1.34	1.09
3:BK:267:ASP:O	3:BK:268:VAL:HG23	1.52	1.09
2:AI:246:THR:CG2	3:BL:67:TYR:CE2	2.36	1.09
4:BX:48:VAL:HB	4:BX:419:VAL:HG11	1.27	1.09
3:BQ:229:VAL:CG1	3:BQ:235:HIS:CE1	2.27	1.09
2:AC:364:GLY:CA	4:BY:733:ASN:HB3	1.81	1.09

*Continued on next page...*



*Continued from previous page...*

Atom-1	Atom-2	Interatomic distance (Å)	Clash overlap (Å)
3:BQ:125:ALA:HB1	3:BQ:223:LYS:CD	1.82	1.09
2:AH:38:ILE:HD12	2:AH:65:LEU:HD23	1.33	1.09
2:AE:255:ARG:HD3	3:BG:65:THR:HG23	1.32	1.09
2:AH:241:ALA:CB	3:BK:59:ILE:HG21	1.83	1.09
4:BY:601:VAL:O	4:BY:601:VAL:HG12	1.37	1.09
3:BM:128:SER:HB2	3:BM:155:LEU:HD13	1.30	1.09
3:BP:125:ALA:HB1	3:BP:223:LYS:CD	1.81	1.09
1:AB:440:PHE:HA	1:AB:518:PHE:HE1	1.01	1.09
3:BN:124:ILE:HD13	3:BN:152:MET:HG2	1.34	1.09
3:BP:150:LEU:HD22	3:BQ:289:TRP:O	1.51	1.09
2:AL:126:ARG:HG3	2:AL:126:ARG:HH11	0.92	1.09
3:BG:69:ASN:CB	4:BY:507:ALA:HA	1.83	1.08
3:BM:174:TYR:CE1	3:BM:234:ASN:HB3	1.87	1.08
3:BL:174:TYR:CE1	3:BL:234:ASN:HB3	1.89	1.08
1:AA:654:ILE:HG13	1:AA:655:SER:N	1.66	1.08
1:AA:204:THR:HG23	1:AA:244:ILE:HG13	1.19	1.08
3:BA:125:ALA:HB1	3:BA:223:LYS:CD	1.82	1.08
3:BI:269:LEU:O	3:BI:270:ASP:HB3	1.47	1.08
4:BZ:264:GLU:HB3	4:BZ:473:LEU:CA	1.83	1.08
3:BL:149:GLN:HE21	3:BL:269:LEU:HD21	1.16	1.08
3:BH:124:ILE:HD13	3:BH:152:MET:HG2	1.34	1.08
3:BL:266:SER:HA	3:BN:268:VAL:HG12	1.32	1.08
3:BN:125:ALA:HB1	3:BN:223:LYS:CD	1.82	1.08
4:BX:583:SER:HB3	4:BX:593:ASP:HB3	1.32	1.08
3:BF:310:MET:HG3	3:BF:311:SER:H	1.15	1.08
1:AA:469:ALA:HB1	2:AG:71:LEU:HD23	1.19	1.08
3:BL:64:ASP:O	3:BL:65:THR:CG2	1.98	1.08
3:BK:251:LYS:HG3	3:BK:252:LEU:N	1.40	1.08
1:AA:513:LEU:HA	1:AA:516:GLN:HE22	1.05	1.08
1:AA:506:LEU:HD23	1:AA:544:VAL:HA	1.31	1.08
3:BI:124:ILE:HD13	3:BI:152:MET:HG2	1.34	1.08
3:BG:315:ARG:O	3:BG:315:ARG:CG	2.02	1.08
3:BI:174:TYR:CE1	3:BI:234:ASN:HB3	1.89	1.08
3:BP:174:TYR:CE1	3:BP:234:ASN:HB3	1.89	1.08
1:AA:674:VAL:CG1	1:AA:678:ARG:CB	2.31	1.08
1:AA:674:VAL:HG12	1:AA:678:ARG:HB2	1.12	1.08
3:BM:125:ALA:HB1	3:BM:223:LYS:CD	1.82	1.08
3:BJ:125:ALA:HB1	3:BJ:223:LYS:CD	1.82	1.08
1:AA:262:VAL:HG21	1:AA:848:PHE:HE2	0.94	1.08
3:BI:64:ASP:O	3:BI:65:THR:HG22	1.51	1.08
3:BP:257:ASN:ND2	3:BP:313:ARG:HH21	1.49	1.08

*Continued on next page...*



*Continued from previous page...*

Atom-1	Atom-2	Interatomic distance (Å)	Clash overlap (Å)
4:BZ:544:MET:HE3	4:BZ:656:LEU:HD12	1.27	1.08
4:BX:259:THR:HG23	4:BY:262:TRP:O	1.53	1.08
3:BH:125:ALA:HB1	3:BH:223:LYS:CD	1.82	1.08
3:BK:125:ALA:HB1	3:BK:223:LYS:CD	1.82	1.08
3:BJ:323:TYR:O	3:BJ:324:TYR:CD1	2.05	1.08
3:BL:125:ALA:HB1	3:BL:223:LYS:CD	1.82	1.08
3:BK:56:ASN:OD1	3:BK:57:LEU:N	1.86	1.08
2:AK:145:ARG:HG3	2:AL:143:ASN:O	1.53	1.08
2:AD:302:PRO:O	3:BF:282:GLU:OE2	1.72	1.08
1:AB:494:ASN:CG	1:AB:495:ASP:H	1.57	1.08
2:AI:299:ASN:ND2	3:BM:70:SER:O	1.86	1.08
3:BH:251:LYS:HG3	3:BH:252:LEU:N	1.40	1.08
4:BY:38:GLY:H	4:BY:39:PRO:HD3	1.18	1.08
3:BF:125:ALA:HB1	3:BF:223:LYS:CD	1.82	1.07
3:BK:124:ILE:HD13	3:BK:152:MET:HG2	1.34	1.07
1:AA:705:ILE:HA	1:AA:823:THR:HG22	1.35	1.07
4:BY:514:MET:HB3	4:BY:756:ILE:HD11	1.33	1.07
3:BJ:310:MET:HG3	3:BJ:311:SER:H	1.02	1.07
3:BF:128:SER:CA	3:BF:155:LEU:CD1	2.30	1.07
2:AG:171:PRO:CB	3:BJ:314:SER:OG	2.01	1.07
4:BY:315:HIS:HB2	4:BY:356:TRP:O	1.55	1.07
3:BF:154:GLU:HG3	3:BG:290:LYS:NZ	1.69	1.07
3:BI:129:VAL:O	3:BI:131:PRO:HD2	1.53	1.07
3:BN:132:GLN:HA	3:BN:320:ALA:HB3	1.09	1.07
3:BP:251:LYS:HG3	3:BP:252:LEU:N	1.39	1.07
4:BX:45:TYR:CE2	4:BX:262:TRP:CH2	2.42	1.07
4:BY:264:GLU:HA	4:BY:473:LEU:HD23	1.15	1.07
3:BQ:187:MET:HG2	3:BQ:224:LEU:HD12	1.28	1.07
3:BJ:128:SER:HB3	3:BJ:155:LEU:HD13	1.32	1.07
3:BJ:126:SER:HA	3:BJ:223:LYS:HZ1	1.11	1.07
3:BJ:124:ILE:HD13	3:BJ:152:MET:HG2	1.34	1.07
3:BF:267:ASP:O	3:BF:267:ASP:OD1	1.71	1.07
2:AG:306:ALA:HB2	3:BK:282:GLU:OE2	1.54	1.07
2:AL:241:ALA:HB1	3:BP:59:ILE:HG22	1.32	1.07
3:BO:174:TYR:CE1	3:BO:234:ASN:HB3	1.89	1.07
4:BY:617:ARG:HA	4:BY:620:ARG:HE	1.15	1.07
2:AE:269:ILE:CD1	4:BY:725:LYS:CD	2.29	1.07
3:BH:261:ILE:HG12	3:BH:285:MET:CG	1.85	1.07
3:BK:128:SER:HA	3:BK:155:LEU:HD11	1.29	1.07
3:BI:158:LEU:CD1	3:BI:224:LEU:HD21	1.85	1.07
2:AI:171:PRO:HG2	3:BL:313:ARG:CG	1.84	1.07

*Continued on next page...*



*Continued from previous page...*

Atom-1	Atom-2	Interatomic distance (Å)	Clash overlap (Å)
3:BP:57:LEU:HB2	3:BP:58:PRO:HD3	1.36	1.07
4:BX:482:THR:H	4:BX:483:PRO:HD3	1.19	1.07
3:BQ:174:TYR:CE1	3:BQ:234:ASN:HB3	1.89	1.07
2:AN:258:ASN:OD1	4:BX:582:ARG:HB3	1.52	1.07
3:BF:261:ILE:HG12	3:BF:285:MET:CG	1.85	1.07
3:BQ:310:MET:HG3	3:BQ:311:SER:H	1.15	1.07
3:BK:261:ILE:HD11	3:BK:287:ILE:CD1	1.84	1.07
3:BI:128:SER:CA	3:BI:155:LEU:CD1	2.30	1.07
3:BI:251:LYS:HG3	3:BI:252:LEU:N	1.40	1.07
2:AF:163:SER:OG	3:BI:61:GLY:C	1.94	1.07
1:AA:257:LEU:HD13	1:AA:843:THR:O	1.55	1.07
2:AG:246:THR:CG2	3:BJ:67:TYR:CE2	2.37	1.07
1:AB:779:ASP:HA	1:AB:798:ILE:HD11	1.36	1.07
3:BO:214:THR:HG21	4:BY:480:TYR:OH	1.54	1.06
2:AE:203:ALA:CA	4:BY:775:ARG:NH1	2.11	1.06
3:BN:126:SER:HA	3:BN:223:LYS:HZ1	1.19	1.06
4:BY:263:LYS:HB2	4:BY:477:ASN:HB2	1.34	1.06
3:BI:261:ILE:HG12	3:BI:285:MET:CG	1.84	1.06
1:AA:439:ALA:HB2	1:AA:525:TYR:HE2	0.94	1.06
3:BO:268:VAL:HG21	3:BP:286:ARG:HH12	1.12	1.06
3:BF:251:LYS:HG3	3:BF:252:LEU:N	1.40	1.06
3:BQ:174:TYR:O	3:BQ:174:TYR:CD1	2.07	1.06
2:AI:53:ASN:HD21	4:BX:697:THR:HA	1.00	1.06
4:BZ:514:MET:HB3	4:BZ:756:ILE:HD11	1.35	1.06
3:BJ:174:TYR:CE1	3:BJ:234:ASN:HB3	1.89	1.06
3:BH:128:SER:HA	3:BH:155:LEU:HD11	1.29	1.06
2:AD:302:PRO:CA	3:BF:282:GLU:OE1	2.02	1.06
3:BJ:261:ILE:HG12	3:BJ:285:MET:CG	1.84	1.06
3:BI:121:TYR:HB3	3:BI:127:PHE:CD1	1.90	1.06
3:BA:251:LYS:O	3:BA:252:LEU:HB2	1.46	1.06
4:BX:30:THR:O	4:BY:33:VAL:HB	1.55	1.06
3:BP:261:ILE:HG12	3:BP:285:MET:CG	1.85	1.06
3:BK:174:TYR:CE1	3:BK:234:ASN:HB3	1.89	1.06
3:BJ:324:TYR:O	3:BJ:325:ARG:HB2	1.54	1.06
2:AF:164:PHE:O	3:BI:61:GLY:CA	2.02	1.06
2:AM:255:ARG:CZ	3:BO:65:THR:OG1	2.04	1.06
3:BK:271:ILE:O	3:BK:272:THR:C	1.85	1.06
3:BQ:165:CYS:HB3	3:BQ:247:ARG:HG2	1.38	1.06
4:BY:482:THR:HB	4:BY:483:PRO:HD2	1.33	1.06
3:BG:128:SER:HA	3:BG:155:LEU:HD11	1.38	1.06
2:AC:239:ASN:CB	3:BG:67:TYR:CZ	2.33	1.06

*Continued on next page...*



*Continued from previous page...*

Atom-1	Atom-2	Interatomic distance (Å)	Clash overlap (Å)
4:BX:473:LEU:HD22	4:BY:262:TRP:CZ2	1.90	1.06
3:BM:261:ILE:HG12	3:BM:285:MET:CG	1.84	1.06
3:BL:261:ILE:HG12	3:BL:285:MET:CG	1.84	1.06
3:BG:129:VAL:HG13	3:BG:187:MET:HG3	1.38	1.06
3:BL:55:ILE:HG22	3:BL:55:ILE:O	1.54	1.06
3:BN:137:TYR:CZ	3:BN:312:LYS:HB3	1.89	1.06
2:AI:356:PRO:HA	4:BX:735:GLY:HA2	1.37	1.06
4:BZ:409:VAL:CG1	4:BZ:426:PHE:CE2	2.39	1.06
1:AA:122:LEU:HD13	1:AA:245:LEU:HD21	1.31	1.06
3:BA:126:SER:HA	3:BA:223:LYS:HZ1	1.14	1.06
2:AC:299:ASN:CG	3:BH:71:THR:OG1	1.93	1.06
3:BG:69:ASN:HB2	4:BY:507:ALA:HA	1.16	1.05
3:BO:229:VAL:CG1	3:BO:235:HIS:CE1	2.27	1.05
3:BH:128:SER:CA	3:BH:155:LEU:CD1	2.30	1.05
1:AB:419:PHE:CD2	1:AB:424:LEU:HD21	1.91	1.05
3:BI:251:LYS:O	3:BI:252:LEU:HB2	1.48	1.05
1:AA:721:VAL:HG12	1:AA:722:ASN:H	1.07	1.05
2:AM:255:ARG:NE	3:BO:65:THR:OG1	1.90	1.05
3:BP:317:LEU:HG	3:BP:318:ASN:H	1.20	1.05
2:AK:106:ARG:HG2	2:AK:107:ASN:N	1.60	1.05
3:BO:128:SER:HB2	3:BO:155:LEU:HD13	1.36	1.05
3:BN:261:ILE:HG12	3:BN:285:MET:CG	1.85	1.05
3:BA:124:ILE:HD13	3:BA:152:MET:HG2	1.34	1.05
3:BN:162:GLU:HB2	3:BN:253:GLY:O	1.53	1.05
3:BG:261:ILE:HG12	3:BG:285:MET:CG	1.85	1.05
3:BK:128:SER:CA	3:BK:155:LEU:CD1	2.30	1.05
1:AA:503:VAL:O	1:AA:503:VAL:HG12	1.47	1.05
3:BM:229:VAL:CG1	3:BM:235:HIS:CE1	2.27	1.05
3:BI:310:MET:HG3	3:BI:311:SER:H	1.20	1.05
3:BJ:150:LEU:HD22	3:BK:290:LYS:HB2	1.07	1.05
4:BY:315:HIS:HD2	4:BY:357:ASP:HA	1.16	1.05
2:AH:35:ASN:CA	2:AH:65:LEU:HD22	1.85	1.05
3:BQ:252:LEU:CG	3:BQ:253:GLY:H	1.65	1.05
3:BP:124:ILE:HD13	3:BP:152:MET:HG2	1.34	1.05
3:BO:150:LEU:HD22	3:BP:289:TRP:O	1.55	1.05
3:BM:124:ILE:HD13	3:BM:152:MET:HG2	1.34	1.05
4:BX:35:ILE:CG1	4:BY:37:LEU:HD13	1.85	1.05
2:AG:202:PRO:HG3	4:BZ:577:ARG:HH21	1.21	1.05
4:BX:514:MET:HB3	4:BX:756:ILE:HD11	1.35	1.05
1:AB:432:ILE:HA	1:AB:436:ILE:HD11	1.08	1.05
3:BI:132:GLN:HA	3:BI:319:SER:HA	1.36	1.05

*Continued on next page...*



*Continued from previous page...*

Atom-1	Atom-2	Interatomic distance (Å)	Clash overlap (Å)
3:BQ:126:SER:HA	3:BQ:223:LYS:NZ	1.72	1.05
3:BF:288:ASN:ND2	3:BH:150:LEU:HD12	1.72	1.05
3:BK:271:ILE:CG1	3:BK:272:THR:H	1.69	1.05
1:AA:312:ASP:O	1:AA:313:ASN:HB2	1.55	1.05
2:AC:243:GLY:O	3:BG:67:TYR:HA	1.55	1.04
4:BY:701:ILE:HG12	4:BY:702:PRO:HD2	1.39	1.04
3:BH:126:SER:HA	3:BH:223:LYS:NZ	1.72	1.04
1:AB:454:THR:CG2	1:AB:455:PRO:HD2	1.87	1.04
3:BQ:261:ILE:HG12	3:BQ:285:MET:CG	1.84	1.04
3:BA:191:CYS:CB	3:BA:244:CYS:HG	1.69	1.04
1:AA:126:PHE:CE2	1:AA:150:LEU:HD13	1.90	1.04
4:BY:40:PHE:HD2	4:BY:259:THR:CB	1.68	1.04
1:AA:473:HIS:HD2	2:AG:71:LEU:CD1	1.68	1.04
3:BL:129:VAL:O	3:BL:131:PRO:HD3	1.55	1.04
3:BA:126:SER:HA	3:BA:223:LYS:NZ	1.72	1.04
2:AH:76:ASN:HB2	2:AJ:76:ASN:H	1.17	1.04
3:BA:118:PHE:O	3:BA:119:LYS:HD3	1.56	1.04
3:BL:69:ASN:ND2	4:BX:507:ALA:HA	1.71	1.04
3:BN:126:SER:HA	3:BN:223:LYS:NZ	1.72	1.04
3:BO:128:SER:OG	3:BO:224:LEU:HD22	1.54	1.04
2:AE:269:ILE:CD1	4:BY:725:LYS:HD3	1.86	1.04
2:AC:356:PRO:HA	4:BY:734:TYR:O	1.57	1.04
3:BJ:229:VAL:CG1	3:BJ:235:HIS:CE1	2.27	1.04
4:BZ:538:ILE:CG2	4:BZ:539:ASP:H	1.68	1.04
1:AA:521:MET:HB3	1:AA:522:PRO:HD3	1.39	1.04
3:BL:150:LEU:HD22	3:BM:289:TRP:O	1.55	1.04
4:BY:482:THR:HB	4:BY:483:PRO:CD	1.87	1.04
3:BN:312:LYS:O	3:BN:312:LYS:HG2	1.54	1.04
3:BO:252:LEU:O	3:BO:253:GLY:O	1.75	1.04
4:BX:617:ARG:HG3	4:BX:620:ARG:NH2	1.71	1.04
1:AB:389:GLN:HE22	1:AB:493:LEU:CD1	1.70	1.04
4:BY:307:ARG:CZ	4:BY:312:VAL:CG2	2.36	1.04
3:BM:126:SER:HA	3:BM:223:LYS:NZ	1.72	1.04
4:BZ:269:ARG:HH22	4:BZ:359:SER:HB3	1.23	1.04
3:BK:271:ILE:HG13	3:BK:272:THR:H	0.91	1.04
3:BK:54:GLY:O	3:BK:55:ILE:HG22	1.57	1.04
3:BQ:124:ILE:HD13	3:BQ:152:MET:HG2	1.34	1.04
2:AK:163:SER:OG	3:BN:62:SER:HA	1.57	1.04
4:BX:34:THR:HB	4:BY:484:ILE:HD12	1.39	1.04
4:BY:485:THR:HG22	4:BY:485:THR:O	1.56	1.04
4:BY:263:LYS:HD2	4:BY:477:ASN:CG	1.78	1.04

*Continued on next page...*



*Continued from previous page...*

Atom-1	Atom-2	Interatomic distance (Å)	Clash overlap (Å)
1:AA:469:ALA:HB1	2:AG:71:LEU:HD21	1.33	1.04
3:BA:128:SER:CA	3:BA:155:LEU:HD13	1.88	1.04
2:AH:35:ASN:HB3	2:AH:65:LEU:CD2	1.88	1.04
2:AM:313:PRO:HD2	3:BQ:279:PRO:CB	1.87	1.04
3:BG:137:TYR:CZ	3:BG:312:LYS:HB3	1.92	1.03
3:BN:82:CYS:SG	3:BN:135:CYS:CB	2.46	1.03
3:BO:128:SER:CA	3:BO:155:LEU:HD13	1.88	1.03
2:AI:357:VAL:HG22	4:BX:733:ASN:O	1.57	1.03
3:BJ:261:ILE:CG1	3:BJ:285:MET:SD	2.46	1.03
3:BI:121:TYR:HB3	3:BI:127:PHE:HD1	1.13	1.03
2:AG:164:PHE:O	3:BJ:61:GLY:CA	2.04	1.03
3:BP:128:SER:HB3	3:BP:155:LEU:HD13	1.08	1.03
4:BX:617:ARG:HG3	4:BX:620:ARG:HH21	0.87	1.03
3:BF:128:SER:HA	3:BF:155:LEU:HD13	1.35	1.03
3:BJ:128:SER:CA	3:BJ:155:LEU:CD1	2.36	1.03
2:AC:166:LEU:O	3:BO:52:ASN:OD1	1.75	1.03
3:BI:272:THR:HG21	3:BI:277:THR:HG22	1.39	1.03
3:BI:82:CYS:SG	3:BI:135:CYS:CB	2.46	1.03
3:BF:126:SER:HA	3:BF:223:LYS:NZ	1.72	1.03
3:BF:82:CYS:SG	3:BF:135:CYS:CB	2.46	1.03
3:BQ:82:CYS:SG	3:BQ:135:CYS:CB	2.46	1.03
3:BK:126:SER:HA	3:BK:223:LYS:NZ	1.72	1.03
3:BF:124:ILE:HD13	3:BF:152:MET:HG2	1.34	1.03
4:BY:45:TYR:CD2	4:BY:366:VAL:CG1	2.41	1.03
4:BY:77:PRO:HG3	4:BY:287:LEU:HG	1.35	1.03
1:AB:464:GLN:HB3	2:AH:66:LEU:HD23	1.38	1.03
3:BF:315:ARG:HD2	3:BF:317:LEU:HD13	1.34	1.03
2:AH:359:PRO:HA	4:BZ:701:ILE:HG12	1.34	1.03
4:BY:51:GLY:H	4:BY:421:LEU:HG	1.15	1.03
4:BX:48:VAL:CB	4:BX:419:VAL:HG11	1.88	1.03
4:BX:30:THR:H	4:BY:33:VAL:HG12	1.13	1.03
3:BJ:143:LYS:HE2	3:BJ:289:TRP:CH2	1.94	1.03
4:BY:518:ILE:HD11	4:BY:756:ILE:HD13	1.41	1.03
3:BJ:323:TYR:O	3:BJ:324:TYR:CG	2.10	1.03
4:BZ:432:VAL:HG11	4:BZ:448:TYR:HB3	1.04	1.03
4:BZ:272:THR:HG22	4:BZ:305:TYR:CE1	1.92	1.03
2:AL:313:PRO:HD2	3:BP:279:PRO:HB3	1.37	1.03
2:AL:164:PHE:O	3:BP:61:GLY:CA	2.05	1.02
3:BG:261:ILE:CG1	3:BG:285:MET:SD	2.47	1.02
3:BQ:261:ILE:CG1	3:BQ:285:MET:SD	2.47	1.02
3:BN:261:ILE:CG1	3:BN:285:MET:SD	2.47	1.02

*Continued on next page...*



*Continued from previous page...*

Atom-1	Atom-2	Interatomic distance (Å)	Clash overlap (Å)
3:BH:63:MET:HG3	3:BH:65:THR:HG23	1.39	1.02
3:BP:64:ASP:O	3:BP:65:THR:CG2	2.06	1.02
1:AA:421:ARG:CG	1:AB:523:VAL:HG21	1.89	1.02
3:BF:172:LEU:HD13	4:BZ:467:ARG:HB2	1.20	1.02
1:AA:714:ARG:HA	1:AA:720:TYR:HB3	1.39	1.02
3:BG:82:CYS:SG	3:BG:135:CYS:CB	2.46	1.02
3:BL:82:CYS:SG	3:BL:135:CYS:CB	2.46	1.02
3:BJ:82:CYS:SG	3:BJ:135:CYS:CB	2.46	1.02
1:AB:435:ILE:HG22	1:AB:436:ILE:H	1.24	1.02
1:AB:481:ARG:CG	1:AB:481:ARG:HH11	1.71	1.02
3:BJ:126:SER:HA	3:BJ:223:LYS:NZ	1.72	1.02
2:AF:163:SER:HG	3:BI:61:GLY:C	1.61	1.02
1:AA:339:LEU:HD22	1:AA:588:ILE:HA	1.40	1.02
4:BZ:9:LEU:HD22	4:BZ:549:MET:HE3	1.37	1.02
4:BZ:651:ILE:CG1	4:BZ:652:SER:H	1.72	1.02
1:AB:387:LEU:HD23	1:AB:554:TYR:CE1	1.95	1.02
3:BM:158:LEU:HD11	3:BM:224:LEU:HD11	1.42	1.02
3:BP:126:SER:O	3:BP:129:VAL:HG12	1.60	1.02
1:AA:306:ASP:HA	1:AA:614:TYR:CE2	1.93	1.02
3:BN:128:SER:CA	3:BN:155:LEU:HD13	1.88	1.02
2:AH:359:PRO:HA	4:BZ:701:ILE:HG13	1.06	1.02
3:BF:174:TYR:CE1	3:BF:234:ASN:HB3	1.93	1.02
3:BF:261:ILE:CG1	3:BF:285:MET:SD	2.47	1.02
3:BM:82:CYS:SG	3:BM:135:CYS:CB	2.46	1.02
3:BL:261:ILE:CG1	3:BL:285:MET:SD	2.47	1.02
3:BQ:158:LEU:HD11	3:BQ:224:LEU:HD11	1.42	1.02
4:BY:315:HIS:CD2	4:BY:357:ASP:HA	1.94	1.02
1:AA:199:VAL:HG12	1:AA:200:VAL:H	1.20	1.02
2:AI:168:ARG:NH1	3:BJ:53:TYR:HE2	1.58	1.02
4:BZ:470:LEU:HD21	4:BZ:472:SER:OG	1.59	1.02
2:AC:163:SER:OG	3:BG:62:SER:CA	2.06	1.02
1:AB:745:ALA:HB1	1:AB:748:THR:HB	1.41	1.02
3:BL:70:SER:O	3:BL:71:THR:OG1	1.76	1.02
2:AI:299:ASN:CG	3:BM:70:SER:O	1.96	1.02
1:AA:568:VAL:HG12	1:AA:569:GLN:H	1.21	1.02
3:BP:82:CYS:SG	3:BP:135:CYS:CB	2.46	1.02
3:BN:159:ILE:HG22	3:BN:258:VAL:HG11	1.42	1.02
3:BG:128:SER:CA	3:BG:155:LEU:HD13	1.90	1.02
3:BO:82:CYS:SG	3:BO:135:CYS:CB	2.46	1.02
3:BF:158:LEU:HD11	3:BF:224:LEU:HD11	1.42	1.02
3:BK:300:VAL:O	3:BK:303:VAL:HG23	1.60	1.02

*Continued on next page...*



*Continued from previous page...*

Atom-1	Atom-2	Interatomic distance (Å)	Clash overlap (Å)
3:BM:261:ILE:CG1	3:BM:285:MET:SD	2.47	1.02
4:BZ:410:THR:HG22	4:BZ:411:LEU:H	1.21	1.02
3:BJ:257:ASN:OD1	3:BJ:313:ARG:HG3	1.57	1.02
3:BA:158:LEU:HD11	3:BA:224:LEU:HD11	1.42	1.02
1:AA:285:ILE:HD11	1:AA:861:ASP:HB2	1.37	1.02
3:BP:261:ILE:CG1	3:BP:285:MET:SD	2.47	1.01
2:AE:269:ILE:HG22	4:BY:728:LYS:HE2	1.41	1.01
3:BJ:300:VAL:O	3:BJ:303:VAL:HG23	1.60	1.01
3:BI:300:VAL:O	3:BI:303:VAL:HG23	1.60	1.01
3:BH:261:ILE:CG1	3:BH:285:MET:SD	2.47	1.01
3:BH:82:CYS:SG	3:BH:135:CYS:CB	2.46	1.01
4:BY:50:TRP:HB2	4:BY:356:TRP:HB2	1.42	1.01
3:BL:126:SER:HA	3:BL:223:LYS:NZ	1.72	1.01
1:AA:250:HIS:CE1	1:AA:840:HIS:HB3	1.95	1.01
3:BH:70:SER:O	3:BH:71:THR:OG1	1.77	1.01
3:BP:57:LEU:CB	3:BP:58:PRO:HD3	1.89	1.01
3:BO:129:VAL:C	3:BO:131:PRO:HD2	1.80	1.01
3:BG:158:LEU:HD11	3:BG:224:LEU:HD11	1.42	1.01
3:BA:82:CYS:SG	3:BA:135:CYS:CB	2.46	1.01
3:BA:300:VAL:O	3:BA:303:VAL:HG23	1.60	1.01
3:BO:158:LEU:HD11	3:BO:224:LEU:HD11	1.42	1.01
4:BX:473:LEU:HD21	4:BY:262:TRP:CZ2	1.92	1.01
3:BF:300:VAL:O	3:BF:303:VAL:HG23	1.60	1.01
3:BK:82:CYS:SG	3:BK:135:CYS:CB	2.46	1.01
3:BG:126:SER:HA	3:BG:223:LYS:NZ	1.72	1.01
4:BX:35:ILE:HG21	4:BY:37:LEU:HD13	1.38	1.01
3:BP:300:VAL:O	3:BP:303:VAL:HG23	1.60	1.01
3:BO:300:VAL:O	3:BO:303:VAL:HG23	1.60	1.01
1:AA:619:ASN:CG	1:AA:675:GLU:HG3	1.80	1.01
3:BH:300:VAL:O	3:BH:303:VAL:HG23	1.60	1.01
1:AA:647:LYS:CE	1:AA:654:ILE:HD13	1.89	1.01
1:AB:573:THR:HG22	1:AB:574:GLU:N	1.75	1.01
2:AG:171:PRO:HB2	3:BJ:314:SER:OG	1.59	1.01
3:BI:261:ILE:CG1	3:BI:285:MET:SD	2.47	1.01
3:BP:126:SER:HA	3:BP:223:LYS:NZ	1.73	1.01
3:BJ:134:TYR:CD2	3:BL:323:TYR:CE2	2.47	1.01
4:BX:29:LYS:HB2	4:BY:33:VAL:HA	1.43	1.01
3:BP:251:LYS:O	3:BP:252:LEU:HB2	1.61	1.01
3:BH:158:LEU:HD11	3:BH:224:LEU:HD11	1.42	1.01
3:BI:128:SER:HB2	3:BI:155:LEU:HD13	1.42	1.01
3:BQ:130:ASP:N	3:BQ:131:PRO:HD3	1.66	1.01

*Continued on next page...*



*Continued from previous page...*

Atom-1	Atom-2	Interatomic distance (Å)	Clash overlap (Å)
3:BQ:126:SER:HA	3:BQ:223:LYS:HZ1	1.26	1.01
4:BZ:272:THR:HG22	4:BZ:305:TYR:CZ	1.96	1.01
2:AG:313:PRO:HD2	3:BJ:279:PRO:HB3	1.42	1.01
3:BG:69:ASN:HB2	4:BY:507:ALA:CA	1.89	1.01
3:BL:159:ILE:HD12	3:BL:258:VAL:HG13	1.40	1.01
3:BF:126:SER:HA	3:BF:223:LYS:HZ1	1.21	1.01
3:BI:255:ARG:HD2	3:BI:257:ASN:ND2	1.75	1.01
4:BY:50:TRP:HA	4:BY:422:ASN:O	1.61	1.01
3:BF:150:LEU:HD23	3:BG:290:LYS:HD3	1.40	1.01
2:AI:171:PRO:HD2	3:BJ:322:PHE:CZ	1.95	1.01
2:AI:239:ASN:ND2	3:BL:65:THR:HA	1.76	1.01
3:BP:158:LEU:HD11	3:BP:224:LEU:HD11	1.42	1.00
3:BG:300:VAL:O	3:BG:303:VAL:HG23	1.60	1.00
3:BJ:150:LEU:CD2	3:BK:290:LYS:HB2	1.91	1.00
3:BJ:257:ASN:ND2	3:BJ:313:ARG:HE	1.58	1.00
3:BH:63:MET:HG3	3:BH:65:THR:HG22	1.43	1.00
4:BZ:269:ARG:NH2	4:BZ:359:SER:CB	2.22	1.00
2:AI:76:ASN:N	2:AM:76:ASN:HB2	1.76	1.00
2:AH:313:PRO:HD2	3:BK:279:PRO:HB3	1.41	1.00
4:BY:264:GLU:CA	4:BY:473:LEU:CD2	2.40	1.00
3:BQ:300:VAL:O	3:BQ:303:VAL:HG23	1.60	1.00
3:BJ:128:SER:HA	3:BJ:155:LEU:HD11	1.39	1.00
1:AA:204:THR:CG2	1:AA:244:ILE:HG13	1.90	1.00
4:BX:328:PHE:CE1	4:BX:442:THR:CG2	2.42	1.00
4:BY:544:MET:CE	4:BY:653:PRO:CB	2.40	1.00
4:BZ:734:TYR:OH	4:BZ:761:PRO:HB2	1.61	1.00
3:BF:174:TYR:CE1	3:BF:198:LEU:HD12	1.95	1.00
2:AL:38:ILE:HG22	2:AL:42:ASN:HD21	1.25	1.00
2:AL:165:THR:HG23	3:BP:58:PRO:HB3	1.40	1.00
4:BX:48:VAL:H	4:BX:419:VAL:CG1	1.73	1.00
3:BG:150:LEU:HD22	3:BH:289:TRP:O	1.59	1.00
2:AC:239:ASN:HA	3:BG:67:TYR:HE2	1.24	1.00
3:BF:315:ARG:CZ	3:BF:317:LEU:CD2	2.38	1.00
3:BM:300:VAL:O	3:BM:303:VAL:HG23	1.60	1.00
1:AA:318:TRP:HA	1:AA:321:ILE:HD12	1.44	1.00
2:AN:202:PRO:HB2	4:BX:577:ARG:CD	1.81	1.00
3:BL:300:VAL:O	3:BL:303:VAL:HG23	1.60	1.00
4:BX:537:THR:HG21	4:BX:541:ALA:HB2	1.42	1.00
4:BZ:734:TYR:HE2	4:BZ:761:PRO:HG3	1.24	1.00
3:BL:132:GLN:HA	3:BL:318:ASN:HB3	1.43	1.00
1:AB:718:TYR:HB3	1:AB:721:VAL:HG21	1.44	1.00

*Continued on next page...*



*Continued from previous page...*

Atom-1	Atom-2	Interatomic distance (Å)	Clash overlap (Å)
3:BN:300:VAL:O	3:BN:303:VAL:HG23	1.60	1.00
4:BY:694:ARG:HH22	4:BY:701:ILE:HG21	1.25	1.00
4:BY:45:TYR:CG	4:BY:366:VAL:HG11	1.97	1.00
4:BY:681:VAL:HB	4:BY:693:TYR:CD1	1.97	1.00
3:BJ:150:LEU:HD22	3:BK:290:LYS:CB	1.90	1.00
2:AI:38:ILE:HG22	2:AI:42:ASN:HD21	1.25	1.00
1:AB:646:LEU:HA	1:AB:649:LEU:HD12	1.40	1.00
1:AA:306:ASP:CA	1:AA:614:TYR:HE2	1.75	1.00
1:AA:546:LEU:HD21	1:AA:588:ILE:HD13	1.43	1.00
4:BY:252:GLU:C	4:BY:253:ASP:OD1	1.99	0.99
2:AH:359:PRO:CA	4:BZ:701:ILE:HG13	1.76	0.99
4:BZ:518:ILE:HD11	4:BZ:756:ILE:HD13	1.42	0.99
1:AA:540:LEU:O	1:AA:544:VAL:HG23	1.62	0.99
4:BY:485:THR:CG2	4:BY:485:THR:CA	2.39	0.99
1:AA:469:ALA:CB	2:AG:71:LEU:CD2	2.39	0.99
2:AL:363:PRO:HG2	4:BX:704:ASP:OD1	1.60	0.99
2:AL:165:THR:HG23	3:BP:58:PRO:CB	1.92	0.99
1:AB:573:THR:CG2	1:AB:574:GLU:H	1.76	0.99
2:AC:38:ILE:HG22	2:AC:42:ASN:HD21	1.25	0.99
3:BI:289:TRP:HH2	3:BI:292:TRP:NE1	1.58	0.99
4:BX:45:TYR:OH	4:BX:475:PRO:HD3	1.61	0.99
1:AA:647:LYS:HE2	1:AA:654:ILE:HD13	1.43	0.99
4:BZ:730:LEU:HG	4:BZ:736:ILE:HD11	1.44	0.99
4:BX:66:ASP:HB3	4:BX:285:GLY:C	1.83	0.99
3:BI:315:ARG:O	3:BI:315:ARG:HG2	1.61	0.99
1:AB:428:GLN:HG2	1:AB:456:PHE:HD1	1.28	0.99
3:BJ:322:PHE:CD2	3:BL:313:ARG:HG3	1.96	0.99
3:BG:128:SER:CB	3:BG:155:LEU:HD13	1.93	0.99
1:AA:125:ILE:HG22	1:AA:150:LEU:CD1	1.91	0.99
3:BN:158:LEU:HD11	3:BN:224:LEU:HD11	1.42	0.99
3:BP:257:ASN:HD22	3:BP:313:ARG:HH21	1.08	0.99
3:BI:128:SER:HA	3:BI:155:LEU:HD13	1.38	0.99
4:BX:730:LEU:HG	4:BX:736:ILE:HD11	1.44	0.99
3:BP:168:MET:HE2	3:BP:246:ILE:HG23	1.42	0.99
3:BQ:128:SER:CA	3:BQ:155:LEU:HD13	1.92	0.99
3:BF:150:LEU:CD2	3:BG:290:LYS:CD	2.31	0.99
1:AB:511:MET:HE1	2:AJ:70:LEU:HD23	1.00	0.99
3:BK:158:LEU:HD11	3:BK:224:LEU:HD11	1.42	0.99
1:AA:513:LEU:HA	1:AA:516:GLN:NE2	1.77	0.99
3:BN:323:TYR:O	3:BN:324:TYR:HB2	1.58	0.98
4:BX:262:TRP:HB2	4:BY:262:TRP:NE1	1.78	0.98

*Continued on next page...*



*Continued from previous page...*

Atom-1	Atom-2	Interatomic distance (Å)	Clash overlap (Å)
3:BI:153:SER:HB3	3:BI:270:ASP:OD1	1.63	0.98
3:BA:267:ASP:O	3:BA:268:VAL:HG23	1.61	0.98
3:BI:137:TYR:CD2	3:BI:310:MET:SD	2.56	0.98
3:BF:159:ILE:HD11	3:BF:260:VAL:HG21	1.45	0.98
4:BX:30:THR:H	4:BY:33:VAL:CG1	1.75	0.98
3:BQ:63:MET:HG3	3:BQ:65:THR:HG22	1.43	0.98
3:BN:251:LYS:O	3:BN:252:LEU:HB2	1.60	0.98
2:AK:268:GLN:OE1	4:BX:700:GLU:CB	2.11	0.98
3:BG:126:SER:HA	3:BG:223:LYS:HZ1	1.21	0.98
3:BJ:129:VAL:C	3:BJ:131:PRO:HD3	1.82	0.98
3:BA:69:ASN:ND2	6:BA:401:NAG:C1	2.26	0.98
4:BX:518:ILE:HD11	4:BX:756:ILE:HD13	1.42	0.98
1:AB:466:PHE:CD1	2:AH:80:THR:HG21	1.99	0.98
3:BJ:158:LEU:HD11	3:BJ:224:LEU:HD11	1.42	0.98
3:BL:159:ILE:CD1	3:BL:258:VAL:HG11	1.93	0.98
1:AA:469:ALA:CB	2:AG:71:LEU:HD23	1.93	0.98
2:AJ:163:SER:OG	3:BM:61:GLY:O	1.73	0.98
2:AN:202:PRO:HB2	4:BX:577:ARG:CG	1.91	0.98
1:AB:99:GLU:HB3	1:AB:100:PRO:HD3	1.45	0.98
3:BP:313:ARG:HG2	3:BP:316:SER:HB2	1.45	0.98
4:BX:513:ALA:HB2	4:BZ:575:ILE:HB	1.42	0.98
3:BF:150:LEU:HD21	3:BG:290:LYS:HG2	1.42	0.98
2:AG:246:THR:CG2	3:BJ:67:TYR:HE2	1.75	0.98
2:AN:202:PRO:CB	4:BX:577:ARG:CD	2.28	0.98
1:AB:305:GLN:HG2	1:AB:489:LEU:HD13	1.42	0.98
1:AB:180:TYR:CE2	1:AB:850:VAL:HG21	1.99	0.98
2:AN:299:ASN:OD1	3:BP:71:THR:CG2	2.10	0.98
3:BG:251:LYS:CG	3:BG:252:LEU:N	2.27	0.98
2:AF:38:ILE:HG22	2:AF:42:ASN:HD21	1.25	0.98
3:BF:63:MET:O	3:BF:64:ASP:OD1	1.80	0.98
2:AC:357:VAL:HG23	4:BY:734:TYR:HA	0.99	0.98
1:AB:511:MET:CE	2:AJ:70:LEU:CD2	2.40	0.98
4:BY:580:SER:O	4:BY:597:GLN:HG2	1.63	0.98
2:AC:364:GLY:CA	4:BY:733:ASN:CB	2.42	0.98
4:BX:72:THR:CG2	4:BX:333:LEU:CD1	2.41	0.98
3:BP:128:SER:CB	3:BP:155:LEU:CD1	2.41	0.97
4:BY:540:ALA:HB1	4:BY:544:MET:SD	2.03	0.97
1:AA:643:GLU:HG2	1:AA:662:MET:HE1	0.99	0.97
1:AB:498:ARG:HB3	1:AB:505:GLN:HE22	1.29	0.97
3:BN:132:GLN:HA	3:BN:320:ALA:CB	1.93	0.97
3:BO:128:SER:HA	3:BO:155:LEU:HD11	1.46	0.97

*Continued on next page...*



*Continued from previous page...*

Atom-1	Atom-2	Interatomic distance (Å)	Clash overlap (Å)
3:BL:159:ILE:HD11	3:BL:260:VAL:HG21	1.45	0.97
2:AI:171:PRO:HD3	3:BJ:322:PHE:CE2	1.98	0.97
2:AH:35:ASN:HA	2:AH:65:LEU:HD22	1.46	0.97
3:BN:324:TYR:CD2	3:BN:326:ILE:CG2	2.36	0.97
3:BG:128:SER:OG	3:BG:155:LEU:HD13	1.62	0.97
4:BX:262:TRP:CH2	4:BX:367:TYR:CE2	2.52	0.97
1:AA:643:GLU:CG	1:AA:662:MET:HE1	1.93	0.97
3:BJ:59:ILE:CD1	3:BL:53:TYR:HE2	1.76	0.97
3:BJ:159:ILE:O	3:BJ:255:ARG:HG3	1.65	0.97
2:AG:255:ARG:CD	3:BK:65:THR:OG1	2.12	0.97
2:AE:255:ARG:CD	3:BG:65:THR:HG23	1.92	0.97
2:AN:202:PRO:O	4:BX:577:ARG:NH2	1.96	0.97
2:AM:219:THR:HG23	2:AM:283:ARG:O	1.65	0.97
3:BL:158:LEU:HD11	3:BL:224:LEU:HD11	1.42	0.97
3:BF:104:GLN:HB2	3:BH:205:ILE:HD11	1.47	0.97
3:BM:307:ILE:O	3:BM:310:MET:HG2	1.65	0.97
2:AH:246:THR:CG2	3:BK:67:TYR:CE2	2.47	0.97
1:AA:119:GLN:HG3	1:AA:120:THR:N	1.78	0.97
2:AG:202:PRO:HG2	4:BZ:577:ARG:HH21	0.81	0.97
2:AC:356:PRO:CA	4:BY:735:GLY:HA3	1.94	0.97
4:BZ:591:TRP:HA	4:BZ:618:ARG:HD2	1.47	0.97
4:BZ:679:ASP:HB3	4:BZ:695:VAL:HG11	1.43	0.97
1:AB:318:TRP:HA	1:AB:321:ILE:HD12	1.46	0.97
3:BK:271:ILE:O	3:BK:272:THR:O	1.82	0.97
3:BO:205:ILE:HD11	3:BP:104:GLN:HB2	1.47	0.97
4:BX:734:TYR:HE1	4:BX:762:ILE:HG13	1.19	0.97
3:BJ:307:ILE:O	3:BJ:310:MET:HG2	1.65	0.97
3:BI:310:MET:O	3:BI:311:SER:HB2	1.62	0.97
3:BG:205:ILE:HD11	3:BH:104:GLN:HB2	1.47	0.97
3:BF:307:ILE:O	3:BF:310:MET:HG2	1.65	0.97
1:AA:473:HIS:HD2	2:AG:71:LEU:HD13	1.29	0.97
4:BZ:410:THR:O	4:BZ:424:LEU:HB3	1.63	0.97
4:BX:35:ILE:CG2	4:BY:37:LEU:HD13	1.94	0.97
2:AC:356:PRO:HA	4:BY:735:GLY:CA	1.95	0.97
3:BI:104:GLN:HB2	3:BK:205:ILE:HD11	1.47	0.97
3:BF:172:LEU:CD2	4:BZ:466:GLY:HA2	1.95	0.97
1:AB:630:ARG:HD2	2:AL:71:LEU:CD1	1.94	0.97
3:BG:59:ILE:HG22	3:BG:60:THR:N	1.79	0.97
2:AL:313:PRO:HD2	3:BP:279:PRO:CB	1.94	0.97
2:AK:220:THR:HG22	2:AK:220:THR:O	1.65	0.97
2:AH:220:THR:HG22	2:AH:220:THR:O	1.65	0.97

*Continued on next page...*



*Continued from previous page...*

Atom-1	Atom-2	Interatomic distance (Å)	Clash overlap (Å)
4:BX:617:ARG:HA	4:BX:620:ARG:NE	1.79	0.97
1:AB:454:THR:HG23	1:AB:455:PRO:HD2	1.44	0.97
3:BQ:128:SER:HA	3:BQ:155:LEU:HD11	1.46	0.97
1:AA:181:LEU:HG	1:AA:182:LEU:H	1.28	0.97
2:AE:203:ALA:C	4:BY:775:ARG:NH2	2.18	0.97
3:BA:128:SER:HA	3:BA:155:LEU:HD11	1.46	0.97
3:BA:307:ILE:O	3:BA:310:MET:HG2	1.64	0.96
4:BX:37:LEU:HD11	4:BY:40:PHE:HE1	1.28	0.96
3:BN:307:ILE:O	3:BN:310:MET:HG2	1.63	0.96
3:BO:162:GLU:HB3	3:BO:253:GLY:O	1.65	0.96
4:BX:9:LEU:HD22	4:BX:549:MET:HE3	1.42	0.96
4:BY:49:ASN:HB3	4:BY:421:LEU:HD12	1.44	0.96
2:AJ:163:SER:HG	3:BM:61:GLY:C	1.62	0.96
3:BM:272:THR:HG21	3:BM:277:THR:HG22	1.46	0.96
3:BL:104:GLN:HB2	3:BN:205:ILE:HD11	1.47	0.96
3:BO:55:ILE:HD11	3:BO:322:PHE:CD2	2.00	0.96
3:BF:251:LYS:HG3	3:BF:252:LEU:H	1.14	0.96
3:BF:315:ARG:NH1	3:BF:317:LEU:HD22	1.79	0.96
4:BZ:651:ILE:HG13	4:BZ:652:SER:H	0.81	0.96
3:BI:80:THR:HB	3:BI:117:TYR:HE1	1.30	0.96
1:AB:405:ILE:CG2	1:AB:536:LEU:HD11	1.94	0.96
4:BZ:538:ILE:HG22	4:BZ:539:ASP:H	0.82	0.96
2:AI:171:PRO:CD	3:BJ:322:PHE:HE2	1.67	0.96
2:AJ:163:SER:CB	3:BM:62:SER:HA	1.94	0.96
3:BL:149:GLN:HE21	3:BL:269:LEU:CD2	1.78	0.96
2:AL:220:THR:O	2:AL:220:THR:HG22	1.65	0.96
1:AB:451:ASP:H	1:AB:452:PRO:CD	1.77	0.96
3:BP:268:VAL:HG11	3:BQ:267:ASP:O	1.65	0.96
4:BX:716:PRO:CD	4:BY:750:ARG:HH21	1.79	0.96
3:BF:129:VAL:HG13	3:BF:187:MET:HG3	1.47	0.96
1:AB:804:SER:HA	1:AB:810:TYR:HE1	1.30	0.96
2:AD:220:THR:HG22	2:AD:220:THR:O	1.65	0.96
2:AE:203:ALA:HA	4:BY:775:ARG:NH1	1.77	0.96
3:BF:205:ILE:HD11	3:BG:104:GLN:HB2	1.47	0.96
3:BN:132:GLN:CA	3:BN:320:ALA:HB3	1.95	0.96
2:AO:219:THR:HG23	2:AO:283:ARG:O	1.65	0.96
3:BO:104:GLN:HB2	3:BQ:205:ILE:HD11	1.47	0.96
1:AB:743:ASP:C	1:AB:744:TYR:HD2	1.66	0.96
1:AA:285:ILE:HD11	1:AA:861:ASP:CB	1.95	0.96
2:AD:219:THR:HG23	2:AD:283:ARG:O	1.65	0.96
2:AJ:219:THR:HG23	2:AJ:283:ARG:O	1.65	0.96

*Continued on next page...*



*Continued from previous page...*

Atom-1	Atom-2	Interatomic distance (Å)	Clash overlap (Å)
2:AF:219:THR:HG23	2:AF:283:ARG:O	1.65	0.96
3:BP:307:ILE:O	3:BP:310:MET:HG2	1.65	0.96
3:BG:307:ILE:O	3:BG:310:MET:HG2	1.64	0.96
3:BO:128:SER:CA	3:BO:155:LEU:CD1	2.43	0.96
3:BK:310:MET:HG3	3:BK:311:SER:H	0.79	0.96
4:BY:359:SER:CB	4:BY:362:PHE:HD1	1.79	0.96
2:AK:219:THR:HG23	2:AK:283:ARG:O	1.65	0.96
2:AN:219:THR:HG23	2:AN:283:ARG:O	1.65	0.96
4:BX:482:THR:HG22	4:BX:482:THR:O	1.63	0.96
1:AA:324:SER:OG	1:AA:651:ILE:HD13	1.64	0.96
2:AH:219:THR:HG23	2:AH:283:ARG:O	1.65	0.96
3:BG:128:SER:CA	3:BG:155:LEU:CD1	2.42	0.96
3:BG:313:ARG:HG2	3:BO:322:PHE:CD1	2.01	0.96
4:BZ:730:LEU:O	4:BZ:734:TYR:HD1	1.47	0.96
3:BQ:128:SER:CA	3:BQ:155:LEU:CD1	2.42	0.96
4:BX:72:THR:HB	4:BX:333:LEU:HD11	1.45	0.96
2:AG:246:THR:HG22	3:BJ:67:TYR:HE2	1.30	0.96
2:AI:219:THR:HG23	2:AI:283:ARG:O	1.65	0.96
4:BX:701:ILE:HD13	4:BX:702:PRO:HD2	1.47	0.96
3:BA:128:SER:CA	3:BA:155:LEU:CD1	2.42	0.96
3:BH:251:LYS:CG	3:BH:252:LEU:N	2.29	0.96
4:BY:42:GLN:HB2	4:BZ:329:ASN:O	1.65	0.96
4:BX:483:PRO:O	4:BX:484:ILE:HG13	1.65	0.95
4:BZ:540:ALA:O	4:BZ:544:MET:HB2	1.66	0.95
1:AA:654:ILE:HG13	1:AA:655:SER:H	1.20	0.95
1:AB:508:GLU:HG2	1:AB:512:GLN:HE21	1.23	0.95
3:BJ:64:ASP:C	3:BJ:65:THR:HG22	1.87	0.95
3:BI:164:LEU:HD12	3:BI:322:PHE:HD2	1.30	0.95
3:BF:69:ASN:HD21	6:BF:401:NAG:C1	1.71	0.95
1:AA:421:ARG:HG2	1:AB:523:VAL:HG21	1.46	0.95
3:BL:251:LYS:O	3:BL:252:LEU:CB	2.14	0.95
2:AO:23:LEU:HD23	2:AO:24:TYR:N	1.82	0.95
2:AG:219:THR:HG23	2:AG:283:ARG:O	1.65	0.95
3:BQ:174:TYR:CD1	3:BQ:234:ASN:HB3	2.01	0.95
4:BZ:618:ARG:O	4:BZ:622:LYS:HB3	1.65	0.95
4:BZ:264:GLU:HB3	4:BZ:473:LEU:HA	1.48	0.95
2:AI:220:THR:HG22	2:AI:220:THR:O	1.65	0.95
3:BA:116:VAL:CG1	3:BA:116:VAL:CA	2.44	0.95
3:BQ:307:ILE:O	3:BQ:310:MET:HG2	1.65	0.95
3:BK:251:LYS:CG	3:BK:252:LEU:N	2.30	0.95
3:BN:128:SER:CA	3:BN:155:LEU:CD1	2.44	0.95

*Continued on next page...*



*Continued from previous page...*

Atom-1	Atom-2	Interatomic distance (Å)	Clash overlap (Å)
2:AE:270:ILE:C	4:BY:728:LYS:HE3	1.86	0.95
3:BA:125:ALA:HB1	3:BA:223:LYS:HD3	0.95	0.95
3:BM:251:LYS:CG	3:BM:252:LEU:N	2.30	0.95
2:AL:219:THR:HG23	2:AL:283:ARG:O	1.65	0.95
2:AF:220:THR:O	2:AF:220:THR:HG22	1.65	0.95
2:AI:53:ASN:ND2	4:BX:697:THR:HA	1.82	0.95
3:BF:125:ALA:HB1	3:BF:223:LYS:HD3	0.96	0.95
3:BH:125:ALA:HB1	3:BH:223:LYS:HD3	0.95	0.95
3:BH:307:ILE:O	3:BH:310:MET:HG2	1.64	0.95
1:AA:125:ILE:HG22	1:AA:150:LEU:HD11	1.48	0.95
2:AL:306:ALA:CB	3:BQ:282:GLU:OE2	2.14	0.95
1:AB:518:PHE:CB	1:AB:519:PRO:HD2	1.95	0.95
2:AM:220:THR:HG22	2:AM:220:THR:O	1.65	0.95
2:AC:220:THR:HG22	2:AC:220:THR:O	1.65	0.95
3:BG:272:THR:CG2	3:BG:277:THR:HG22	1.97	0.95
3:BM:174:TYR:HE1	3:BM:234:ASN:CB	1.79	0.95
3:BM:174:TYR:CD1	3:BM:234:ASN:HB3	2.01	0.95
3:BL:307:ILE:O	3:BL:310:MET:HG2	1.67	0.95
3:BA:127:PHE:HD2	3:BA:155:LEU:HD21	1.12	0.95
1:AB:498:ARG:HB3	1:AB:505:GLN:NE2	1.80	0.95
3:BH:69:ASN:HD21	6:BH:401:NAG:C1	1.65	0.95
1:AB:444:ARG:HH21	1:AB:520:THR:HG23	1.29	0.95
3:BJ:134:TYR:CD2	3:BL:323:TYR:CD2	2.55	0.95
2:AL:126:ARG:HG3	2:AL:126:ARG:NH1	1.70	0.95
3:BM:272:THR:HG21	3:BM:277:THR:CG2	1.97	0.95
2:AC:219:THR:HG23	2:AC:283:ARG:O	1.65	0.95
3:BM:64:ASP:O	3:BM:65:THR:HG22	1.65	0.95
3:BP:251:LYS:CG	3:BP:252:LEU:N	2.29	0.95
3:BJ:59:ILE:HD11	3:BL:53:TYR:CE2	2.02	0.95
2:AI:171:PRO:CD	3:BJ:322:PHE:CZ	2.48	0.95
1:AA:262:VAL:CG2	1:AA:848:PHE:HE2	1.78	0.95
2:AI:163:SER:CB	3:BL:62:SER:HA	1.89	0.95
4:BX:493:ASP:OD1	4:BX:494:LEU:N	2.00	0.94
3:BH:128:SER:HA	3:BH:155:LEU:HD13	1.34	0.94
3:BQ:125:ALA:HB1	3:BQ:223:LYS:HD3	0.95	0.94
3:BH:269:LEU:HD23	3:BH:271:ILE:HG22	1.49	0.94
3:BA:252:LEU:HG	3:BA:253:GLY:N	1.82	0.94
2:AE:220:THR:HG22	2:AE:220:THR:O	1.65	0.94
2:AE:219:THR:HG23	2:AE:283:ARG:O	1.65	0.94
3:BG:315:ARG:HG2	3:BG:315:ARG:O	1.14	0.94
4:BY:264:GLU:CB	4:BY:473:LEU:HD21	1.96	0.94

*Continued on next page...*



*Continued from previous page...*

Atom-1	Atom-2	Interatomic distance (Å)	Clash overlap (Å)
3:BK:125:ALA:HB1	3:BK:223:LYS:HD3	0.95	0.94
2:AI:170:GLN:HB2	3:BJ:322:PHE:HZ	1.28	0.94
3:BF:172:LEU:HD13	4:BZ:467:ARG:HB3	1.46	0.94
2:AN:220:THR:HG22	2:AN:220:THR:O	1.65	0.94
1:AB:163:ARG:O	1:AB:631:LEU:HD21	1.66	0.94
2:AE:163:SER:CB	3:BF:62:SER:HA	1.85	0.94
3:BN:125:ALA:HB1	3:BN:223:LYS:HD3	0.95	0.94
3:BN:133:LEU:N	3:BN:320:ALA:HB2	1.82	0.94
3:BN:128:SER:HA	3:BN:155:LEU:HD11	1.45	0.94
4:BX:45:TYR:CE2	4:BX:262:TRP:HH2	1.82	0.94
3:BL:64:ASP:C	3:BL:65:THR:HG22	1.86	0.94
2:AI:167:ASN:O	3:BJ:52:ASN:N	2.01	0.94
1:AB:462:GLN:HA	2:AH:63:PHE:O	1.66	0.94
2:AM:306:ALA:CB	3:BO:282:GLU:OE2	2.14	0.94
2:AO:220:THR:HG22	2:AO:220:THR:O	1.65	0.94
3:BJ:205:ILE:HD11	3:BK:104:GLN:HB2	1.47	0.94
3:BF:159:ILE:CD1	3:BF:258:VAL:HG11	1.95	0.94
3:BK:256:GLU:HG2	3:BK:313:ARG:O	1.68	0.94
3:BA:129:VAL:O	3:BA:131:PRO:HD2	1.66	0.94
4:BY:478:ASP:C	4:BY:478:ASP:OD1	2.05	0.94
2:AI:165:THR:HG23	3:BL:59:ILE:O	1.68	0.94
3:BL:251:LYS:HG3	3:BL:252:LEU:H	1.14	0.94
3:BA:252:LEU:CG	3:BA:253:GLY:H	1.76	0.94
2:AJ:220:THR:O	2:AJ:220:THR:HG22	1.65	0.94
3:BO:174:TYR:HE1	3:BO:234:ASN:CB	1.81	0.94
4:BX:734:TYR:HE1	4:BX:762:ILE:CG1	1.80	0.94
3:BP:168:MET:HE3	3:BP:175:TYR:CZ	2.02	0.94
3:BP:205:ILE:HD11	3:BQ:104:GLN:HB2	1.47	0.94
3:BK:307:ILE:O	3:BK:310:MET:HG2	1.67	0.94
3:BA:251:LYS:HG3	3:BA:252:LEU:H	1.03	0.94
3:BK:272:THR:HG21	3:BK:277:THR:HG22	1.48	0.94
3:BN:159:ILE:O	3:BN:255:ARG:HG3	1.66	0.94
3:BO:55:ILE:CD1	3:BO:322:PHE:HD2	1.80	0.94
3:BP:174:TYR:HE1	3:BP:234:ASN:CB	1.81	0.94
1:AA:473:HIS:CD2	2:AG:71:LEU:HD13	2.03	0.94
1:AB:450:GLY:O	1:AB:451:ASP:OD1	1.86	0.94
3:BG:116:VAL:HG12	3:BG:117:TYR:N	1.80	0.94
3:BF:251:LYS:O	3:BF:252:LEU:CB	2.13	0.94
3:BI:82:CYS:HG	3:BI:117:TYR:HD1	1.06	0.94
3:BK:174:TYR:HE1	3:BK:234:ASN:CB	1.81	0.94
3:BK:257:ASN:OD1	3:BK:313:ARG:HG2	1.68	0.94

*Continued on next page...*



*Continued from previous page...*

Atom-1	Atom-2	Interatomic distance (Å)	Clash overlap (Å)
4:BZ:409:VAL:HG12	4:BZ:426:PHE:HD2	1.19	0.94
3:BI:132:GLN:HB3	3:BI:319:SER:CB	1.98	0.94
3:BM:125:ALA:HB1	3:BM:223:LYS:HD3	0.95	0.94
1:AA:452:PRO:HG2	1:AB:521:MET:O	1.67	0.94
2:AG:220:THR:O	2:AG:220:THR:HG22	1.65	0.94
2:AC:106:ARG:H	2:AC:106:ARG:HD3	1.32	0.94
2:AI:106:ARG:H	2:AI:106:ARG:HD3	1.32	0.94
3:BQ:174:TYR:HE1	3:BQ:234:ASN:CB	1.81	0.94
4:BX:45:TYR:CE2	4:BX:262:TRP:CZ3	2.56	0.94
3:BM:205:ILE:HD11	3:BN:104:GLN:HB2	1.47	0.94
3:BK:263:VAL:HG12	3:BK:289:TRP:HB2	1.48	0.94
2:AC:295:MET:CE	3:BH:67:TYR:CD1	2.51	0.94
3:BL:251:LYS:CG	3:BL:252:LEU:N	2.30	0.94
3:BK:64:ASP:O	3:BK:65:THR:CG2	2.15	0.94
3:BA:251:LYS:CG	3:BA:252:LEU:N	2.27	0.94
1:AB:744:TYR:HD2	1:AB:744:TYR:N	1.61	0.94
1:AB:654:ILE:CG1	1:AB:655:SER:H	1.72	0.94
2:AL:106:ARG:H	2:AL:106:ARG:HD3	1.32	0.94
3:BO:257:ASN:HD21	3:BO:313:ARG:HD3	0.77	0.94
2:AE:269:ILE:HD13	4:BY:725:LYS:HD3	0.94	0.94
4:BZ:594:VAL:O	4:BZ:598:ILE:HG22	1.67	0.94
3:BL:125:ALA:HB1	3:BL:223:LYS:HD3	0.96	0.94
3:BL:69:ASN:HD21	4:BX:507:ALA:HA	1.28	0.94
1:AB:451:ASP:H	1:AB:452:PRO:HD2	1.32	0.94
3:BA:271:ILE:HG22	3:BA:271:ILE:O	1.68	0.94
3:BJ:174:TYR:HE1	3:BJ:234:ASN:CB	1.81	0.93
1:AA:717:MET:SD	1:AA:829:ILE:CG2	2.56	0.93
3:BJ:52:ASN:HD22	3:BL:58:PRO:HA	1.28	0.93
3:BI:129:VAL:C	3:BI:131:PRO:HD2	1.87	0.93
4:BY:584:VAL:H	4:BY:596:THR:HG21	1.30	0.93
4:BY:544:MET:HE1	4:BY:653:PRO:HB2	1.50	0.93
3:BJ:310:MET:CG	3:BJ:311:SER:H	1.81	0.93
4:BY:359:SER:HB2	4:BY:362:PHE:HD1	0.92	0.93
2:AF:106:ARG:H	2:AF:106:ARG:HD3	1.32	0.93
2:AN:306:ALA:HB2	3:BP:282:GLU:OE2	1.68	0.93
2:AL:255:ARG:NH2	3:BQ:67:TYR:HE1	1.65	0.93
3:BF:251:LYS:CG	3:BF:252:LEU:N	2.29	0.93
3:BI:174:TYR:HE1	3:BI:234:ASN:CB	1.81	0.93
3:BL:127:PHE:HD2	3:BL:155:LEU:HD21	1.12	0.93
3:BJ:321:ALA:CB	3:BJ:325:ARG:NE	2.30	0.93
3:BG:267:ASP:OD1	3:BG:286:ARG:HD2	1.67	0.93

*Continued on next page...*



*Continued from previous page...*

Atom-1	Atom-2	Interatomic distance (Å)	Clash overlap (Å)
3:BG:316:SER:CB	3:BO:324:TYR:CB	2.31	0.93
4:BY:617:ARG:HG3	4:BY:620:ARG:HH21	1.30	0.93
3:BG:125:ALA:HB1	3:BG:223:LYS:HD3	0.95	0.93
3:BJ:251:LYS:CG	3:BJ:252:LEU:N	2.29	0.93
2:AH:76:ASN:HB2	2:AJ:76:ASN:CB	1.98	0.93
4:BX:35:ILE:HG13	4:BY:37:LEU:CD1	1.99	0.93
4:BX:262:TRP:CZ3	4:BX:367:TYR:HD2	1.86	0.93
2:AI:168:ARG:HB3	3:BJ:53:TYR:OH	1.68	0.93
3:BQ:63:MET:HG3	3:BQ:65:THR:CG2	1.97	0.93
1:AA:428:GLN:HB2	1:AA:456:PHE:CE1	2.04	0.93
3:BM:126:SER:HA	3:BM:223:LYS:HZ1	1.25	0.93
1:AB:119:GLN:HG2	1:AB:181:LEU:HD21	1.49	0.93
3:BM:267:ASP:HB3	3:BM:286:ARG:NH1	1.82	0.93
3:BG:127:PHE:HD2	3:BG:155:LEU:HD21	1.12	0.93
1:AA:464:GLN:HG3	2:AF:39:ILE:CD1	1.98	0.93
1:AA:473:HIS:CD2	2:AG:71:LEU:CD1	2.51	0.93
3:BQ:158:LEU:HD12	3:BQ:224:LEU:HD21	1.51	0.93
2:AG:313:PRO:HD2	3:BJ:279:PRO:CB	1.98	0.93
3:BP:158:LEU:HD12	3:BP:224:LEU:HD21	1.51	0.93
1:AA:660:ASP:HB3	1:AB:539:ARG:HH11	1.33	0.93
4:BY:307:ARG:NH1	4:BY:312:VAL:HG21	1.82	0.93
3:BJ:175:TYR:OH	3:BJ:237:LEU:HD23	1.69	0.93
3:BL:174:TYR:HE1	3:BL:234:ASN:CB	1.81	0.93
3:BL:174:TYR:CD1	3:BL:234:ASN:HB3	2.04	0.93
3:BP:174:TYR:CD1	3:BP:234:ASN:HB3	2.04	0.93
3:BF:127:PHE:HD2	3:BF:155:LEU:HD21	1.12	0.93
3:BJ:127:PHE:HD2	3:BJ:155:LEU:HD21	1.12	0.93
3:BP:125:ALA:HB1	3:BP:223:LYS:HD3	0.93	0.93
3:BJ:125:ALA:HB1	3:BJ:223:LYS:HD3	0.95	0.93
3:BL:167:PRO:HB3	3:BL:323:TYR:CE1	2.04	0.93
3:BN:127:PHE:HD2	3:BN:155:LEU:HD21	1.12	0.93
1:AB:503:VAL:HG11	1:AB:544:VAL:HG13	1.50	0.93
2:AI:239:ASN:HB3	3:BL:67:TYR:CZ	2.04	0.93
2:AL:255:ARG:NH2	3:BQ:67:TYR:CE1	2.37	0.93
3:BQ:166:ASN:O	3:BQ:247:ARG:HG3	1.69	0.92
3:BO:127:PHE:HD2	3:BO:155:LEU:HD21	1.11	0.92
3:BP:96:ASN:HB2	4:BX:39:PRO:CB	2.00	0.92
2:AG:246:THR:HG22	3:BJ:67:TYR:CE2	2.03	0.92
2:AK:106:ARG:HG2	2:AK:107:ASN:H	1.27	0.92
1:AA:864:GLU:OE1	1:AA:865:PRO:HD2	1.67	0.92
1:AB:428:GLN:HG2	1:AB:456:PHE:CD1	2.03	0.92

*Continued on next page...*



*Continued from previous page...*

Atom-1	Atom-2	Interatomic distance (Å)	Clash overlap (Å)
1:AB:509:ALA:O	1:AB:513:LEU:HG	1.68	0.92
3:BG:251:LYS:HG3	3:BG:252:LEU:H	1.11	0.92
4:BX:35:ILE:CG2	4:BY:37:LEU:CD1	2.46	0.92
3:BN:315:ARG:HG3	3:BN:316:SER:H	0.75	0.92
3:BO:158:LEU:HD12	3:BO:224:LEU:HD21	1.51	0.92
3:BJ:174:TYR:CD1	3:BJ:234:ASN:HB3	2.04	0.92
3:BP:175:TYR:OH	3:BP:237:LEU:HD23	1.69	0.92
1:AB:456:PHE:CZ	1:AB:471:TRP:CZ3	2.57	0.92
1:AB:537:SER:O	1:AB:540:LEU:HB3	1.69	0.92
3:BA:128:SER:HB3	3:BA:155:LEU:HD13	1.50	0.92
3:BJ:52:ASN:OD1	3:BL:59:ILE:HD12	1.68	0.92
4:BY:572:ALA:HB2	4:BZ:516:GLN:HB2	1.51	0.92
4:BY:263:LYS:HD2	4:BY:477:ASN:OD1	1.69	0.92
3:BF:128:SER:HB3	3:BF:155:LEU:HD13	1.51	0.92
1:AB:548:ARG:NH1	1:AB:878:ASN:H	1.68	0.92
4:BY:355:TYR:CE2	4:BY:424:LEU:HD12	2.04	0.92
2:AF:306:ALA:HB2	3:BJ:282:GLU:OE2	1.67	0.92
3:BO:310:MET:CG	3:BO:311:SER:H	1.82	0.92
2:AE:269:ILE:HG12	4:BY:725:LYS:NZ	1.85	0.92
3:BJ:53:TYR:HB3	3:BL:55:ILE:HG12	1.49	0.92
2:AC:356:PRO:CA	4:BY:734:TYR:O	2.17	0.92
3:BK:261:ILE:HG13	3:BK:285:MET:HG3	1.49	0.92
1:AB:744:TYR:CD2	1:AB:744:TYR:N	2.31	0.92
3:BO:268:VAL:HG12	3:BO:269:LEU:H	1.14	0.92
3:BG:158:LEU:HD12	3:BG:224:LEU:HD21	1.51	0.92
2:AH:246:THR:HG22	3:BK:67:TYR:CE2	2.03	0.92
2:AE:203:ALA:O	4:BY:775:ARG:NH2	2.03	0.92
3:BO:175:TYR:OH	3:BO:237:LEU:HD23	1.69	0.92
2:AN:313:PRO:HD2	3:BO:279:PRO:HB3	1.50	0.92
3:BK:174:TYR:CD1	3:BK:234:ASN:HB3	2.04	0.92
4:BY:47:PRO:HB2	4:BY:419:VAL:HG13	0.92	0.92
1:AA:421:ARG:HG2	1:AB:523:VAL:CG2	1.99	0.92
4:BY:488:VAL:HG13	4:BY:489:THR:N	1.82	0.92
3:BK:252:LEU:HG	3:BK:253:GLY:H	1.35	0.92
4:BX:328:PHE:CZ	4:BX:442:THR:CG2	2.53	0.92
1:AA:371:ASN:HA	1:AA:374:ALA:HB3	1.52	0.92
2:AH:255:ARG:CZ	3:BI:65:THR:OG1	2.17	0.92
2:AD:241:ALA:HB1	3:BH:59:ILE:HG21	1.51	0.92
4:BX:482:THR:N	4:BX:483:PRO:HD3	1.84	0.92
4:BX:262:TRP:CH2	4:BX:367:TYR:HE2	1.88	0.92
2:AK:145:ARG:HD2	2:AL:143:ASN:CA	2.00	0.92

*Continued on next page...*



*Continued from previous page...*

Atom-1	Atom-2	Interatomic distance (Å)	Clash overlap (Å)
4:BY:45:TYR:HE2	4:BY:474:VAL:HG22	1.32	0.92
3:BI:268:VAL:HG12	3:BI:269:LEU:N	1.82	0.92
3:BQ:251:LYS:O	3:BQ:252:LEU:HB2	1.70	0.92
1:AA:428:GLN:HB2	1:AA:456:PHE:CD1	2.05	0.92
4:BY:618:ARG:HA	4:BY:622:LYS:HD2	1.52	0.92
3:BF:159:ILE:CD1	3:BF:260:VAL:CG2	2.48	0.92
3:BJ:322:PHE:HD2	3:BL:313:ARG:HG3	1.33	0.92
1:AB:200:VAL:CG2	1:AB:243:SER:HB3	2.00	0.92
4:BY:407:ALA:HB3	4:BY:427:ARG:O	1.69	0.92
4:BY:679:ASP:HB3	4:BY:695:VAL:HG12	1.48	0.91
3:BJ:158:LEU:HD12	3:BJ:224:LEU:HD21	1.51	0.91
3:BG:129:VAL:HG13	3:BG:187:MET:CG	2.00	0.91
2:AN:255:ARG:CZ	3:BP:65:THR:OG1	2.18	0.91
1:AA:725:ARG:NH2	1:AA:829:ILE:HD12	1.85	0.91
3:BO:153:SER:HA	3:BO:269:LEU:HD11	1.48	0.91
2:AK:203:ALA:HA	4:BX:775:ARG:HH22	1.33	0.91
3:BO:315:ARG:NH1	3:BO:323:TYR:CD2	2.38	0.91
3:BO:55:ILE:HG12	3:BO:322:PHE:CB	2.00	0.91
3:BL:158:LEU:HD12	3:BL:224:LEU:HD21	1.51	0.91
3:BH:128:SER:HB3	3:BH:155:LEU:HD13	1.51	0.91
3:BH:158:LEU:HD12	3:BH:224:LEU:HD21	1.51	0.91
3:BK:158:LEU:HD12	3:BK:224:LEU:HD21	1.51	0.91
1:AA:113:PRO:HG2	1:AA:609:ASN:HB3	1.53	0.91
2:AI:75:ALA:HB3	2:AM:76:ASN:HA	1.50	0.91
2:AC:238:ILE:HG23	3:BG:63:MET:HE3	1.51	0.91
4:BY:601:VAL:O	4:BY:601:VAL:CG1	2.14	0.91
3:BM:87:THR:OG1	3:BM:122:THR:HG22	1.71	0.91
3:BK:175:TYR:OH	3:BK:237:LEU:HD23	1.69	0.91
3:BK:128:SER:HA	3:BK:155:LEU:HD13	1.35	0.91
3:BI:251:LYS:CG	3:BI:252:LEU:N	2.30	0.91
3:BL:290:LYS:HB2	3:BN:150:LEU:CD2	2.00	0.91
3:BO:268:VAL:CG2	3:BP:286:ARG:HH12	1.84	0.91
3:BK:251:LYS:O	3:BK:252:LEU:CB	2.17	0.91
3:BK:87:THR:OG1	3:BK:122:THR:HG22	1.71	0.91
3:BM:175:TYR:OH	3:BM:237:LEU:HD23	1.69	0.91
2:AL:241:ALA:CB	3:BP:59:ILE:HG22	2.00	0.91
3:BP:127:PHE:HD2	3:BP:155:LEU:HD21	1.11	0.91
3:BP:159:ILE:O	3:BP:255:ARG:HG3	1.69	0.91
2:AC:356:PRO:C	4:BY:734:TYR:O	2.08	0.91
1:AB:481:ARG:HD2	1:AB:481:ARG:H	1.34	0.91
1:AB:481:ARG:NE	2:AI:65:LEU:HD13	1.83	0.91

*Continued on next page...*



*Continued from previous page...*

Atom-1	Atom-2	Interatomic distance (Å)	Clash overlap (Å)
3:BF:127:PHE:CE2	3:BF:155:LEU:HD21	2.06	0.91
3:BP:64:ASP:C	3:BP:65:THR:HG22	1.87	0.91
4:BY:38:GLY:H	4:BY:39:PRO:CD	1.84	0.91
3:BO:272:THR:HG21	3:BO:277:THR:HG22	1.52	0.91
3:BJ:87:THR:OG1	3:BJ:122:THR:HG22	1.71	0.91
3:BG:87:THR:OG1	3:BG:122:THR:HG22	1.70	0.91
2:AC:364:GLY:HA2	4:BY:733:ASN:OD1	1.71	0.91
3:BP:168:MET:HE2	3:BP:246:ILE:CG2	2.00	0.91
3:BI:87:THR:OG1	3:BI:122:THR:HG22	1.71	0.91
3:BH:87:THR:OG1	3:BH:122:THR:HG22	1.71	0.91
3:BF:144:TYR:CE2	3:BF:146:ALA:HB2	2.06	0.91
3:BM:251:LYS:HG3	3:BM:252:LEU:H	1.14	0.91
2:AL:126:ARG:CG	2:AL:126:ARG:HH11	1.83	0.91
3:BL:87:THR:OG1	3:BL:122:THR:HG22	1.71	0.91
2:AK:169:SER:O	3:BP:52:ASN:HB2	1.69	0.91
3:BQ:87:THR:OG1	3:BQ:122:THR:HG22	1.71	0.91
3:BN:158:LEU:HD12	3:BN:224:LEU:HD21	1.51	0.91
3:BG:127:PHE:CE2	3:BG:155:LEU:HD21	2.06	0.91
3:BO:174:TYR:CD1	3:BO:234:ASN:HB3	2.04	0.91
1:AA:464:GLN:HG3	2:AF:39:ILE:HD13	1.50	0.91
3:BA:158:LEU:HD12	3:BA:224:LEU:HD21	1.51	0.91
4:BX:72:THR:CG2	4:BX:333:LEU:HD12	1.99	0.91
3:BQ:144:TYR:CE2	3:BQ:146:ALA:HB2	2.06	0.91
3:BO:87:THR:OG1	3:BO:122:THR:HG22	1.71	0.91
3:BK:128:SER:HB3	3:BK:155:LEU:HD13	1.52	0.91
3:BI:164:LEU:HD12	3:BI:322:PHE:CD2	2.05	0.91
4:BY:77:PRO:CG	4:BY:287:LEU:HG	1.99	0.91
2:AL:255:ARG:HH21	3:BQ:67:TYR:HE1	0.91	0.91
3:BN:251:LYS:HG3	3:BN:252:LEU:H	1.15	0.91
4:BX:734:TYR:OH	4:BX:761:PRO:HB2	1.69	0.91
3:BK:261:ILE:HD11	3:BK:287:ILE:HD11	1.52	0.91
4:BY:488:VAL:HG13	4:BY:489:THR:H	1.35	0.91
3:BH:251:LYS:HG3	3:BH:252:LEU:H	1.12	0.91
2:AH:255:ARG:NE	3:BI:65:THR:OG1	2.04	0.91
3:BJ:144:TYR:CE2	3:BJ:146:ALA:HB2	2.06	0.91
3:BI:144:TYR:CE2	3:BI:146:ALA:HB2	2.06	0.91
3:BL:159:ILE:CD1	3:BL:260:VAL:CG2	2.48	0.90
4:BY:573:SER:HB2	4:BZ:643:THR:HG23	1.51	0.90
1:AB:471:TRP:HB2	1:AB:512:GLN:OE1	1.70	0.90
2:AG:241:ALA:HB3	3:BJ:59:ILE:HD13	1.52	0.90
3:BJ:251:LYS:HG3	3:BJ:252:LEU:H	1.11	0.90

*Continued on next page...*



*Continued from previous page...*

Atom-1	Atom-2	Interatomic distance (Å)	Clash overlap (Å)
3:BF:87:THR:OG1	3:BF:122:THR:HG22	1.71	0.90
3:BI:174:TYR:CD1	3:BI:234:ASN:HB3	2.04	0.90
4:BZ:272:THR:HB	4:BZ:307:ARG:NH2	1.85	0.90
4:BX:760:ASN:N	4:BX:761:PRO:HD3	1.85	0.90
2:AC:364:GLY:CA	4:BY:733:ASN:CG	2.39	0.90
4:BY:263:LYS:HB2	4:BY:477:ASN:CB	2.02	0.90
1:AA:646:LEU:HD21	1:AA:665:LEU:CD2	2.00	0.90
1:AB:432:ILE:HA	1:AB:436:ILE:CD1	2.00	0.90
1:AB:481:ARG:HG2	1:AB:481:ARG:HH11	1.34	0.90
3:BJ:127:PHE:CE2	3:BJ:155:LEU:HD21	2.06	0.90
3:BO:144:TYR:CE2	3:BO:146:ALA:HB2	2.06	0.90
2:AH:246:THR:HG22	3:BK:67:TYR:HE2	1.33	0.90
2:AJ:239:ASN:ND2	3:BM:65:THR:HA	1.86	0.90
2:AF:57:ARG:HH11	2:AF:94:ASN:HD21	1.19	0.90
4:BX:595:SER:OG	4:BX:618:ARG:HD2	1.72	0.90
3:BK:144:TYR:CE2	3:BK:146:ALA:HB2	2.06	0.90
3:BK:127:PHE:CE2	3:BK:155:LEU:HD21	2.06	0.90
3:BQ:127:PHE:HD2	3:BQ:155:LEU:HD21	1.12	0.90
1:AA:200:VAL:HG23	1:AA:242:PRO:O	1.70	0.90
1:AB:440:PHE:HE1	2:AH:68:THR:HG1	0.99	0.90
1:AA:371:ASN:C	1:AA:373:GLN:H	1.70	0.90
3:BN:127:PHE:CE2	3:BN:155:LEU:HD21	2.06	0.90
3:BO:127:PHE:CE2	3:BO:155:LEU:HD21	2.06	0.90
4:BZ:731:ASN:HA	4:BZ:736:ILE:HD12	1.53	0.90
3:BQ:127:PHE:CE2	3:BQ:155:LEU:HD21	2.06	0.90
3:BK:272:THR:HG21	3:BK:277:THR:CG2	2.01	0.90
1:AA:361:GLN:HE21	1:AA:401:TYR:HE1	1.14	0.90
1:AA:404:LEU:HD22	1:AA:435:ILE:HD11	1.53	0.90
3:BM:175:TYR:OH	3:BM:237:LEU:CD2	2.20	0.90
3:BH:144:TYR:CE2	3:BH:146:ALA:HB2	2.06	0.90
2:AM:310:ASN:OD1	3:BO:305:GLN:NE2	2.05	0.90
3:BN:128:SER:HB3	3:BN:155:LEU:HD13	1.52	0.90
3:BH:127:PHE:CE2	3:BH:155:LEU:HD21	2.06	0.90
2:AI:168:ARG:NH1	3:BJ:53:TYR:CE2	2.38	0.90
4:BY:488:VAL:CG2	4:BZ:448:TYR:CD1	2.53	0.90
3:BO:175:TYR:OH	3:BO:237:LEU:CD2	2.20	0.90
4:BY:270:ASP:HB2	4:BY:307:ARG:HD2	1.54	0.90
2:AK:145:ARG:HD2	2:AL:143:ASN:HA	1.52	0.90
3:BI:255:ARG:HD2	3:BI:257:ASN:HD22	1.32	0.90
1:AA:697:ASP:HB3	1:AA:765:PHE:HE2	1.37	0.90
1:AB:630:ARG:HD2	2:AL:71:LEU:HD12	1.51	0.90

*Continued on next page...*



*Continued from previous page...*

Atom-1	Atom-2	Interatomic distance (Å)	Clash overlap (Å)
3:BA:251:LYS:CG	3:BA:252:LEU:H	1.83	0.90
3:BL:268:VAL:CG1	3:BL:269:LEU:N	2.17	0.90
1:AA:471:TRP:HB2	1:AA:512:GLN:OE1	1.70	0.90
3:BN:87:THR:OG1	3:BN:122:THR:HG22	1.71	0.90
2:AH:306:ALA:HB2	3:BI:282:GLU:OE2	1.70	0.90
3:BN:310:MET:CG	3:BN:311:SER:H	1.82	0.90
3:BL:159:ILE:CG1	3:BL:258:VAL:HG11	2.01	0.90
3:BP:175:TYR:OH	3:BP:237:LEU:CD2	2.20	0.90
3:BM:127:PHE:CE2	3:BM:155:LEU:HD21	2.06	0.90
2:AC:357:VAL:HG22	4:BY:734:TYR:HA	1.49	0.90
3:BH:127:PHE:HD2	3:BH:155:LEU:HD21	1.11	0.90
3:BN:144:TYR:CE2	3:BN:146:ALA:HB2	2.06	0.90
3:BI:289:TRP:CH2	3:BI:292:TRP:NE1	2.40	0.90
3:BP:87:THR:OG1	3:BP:122:THR:HG22	1.70	0.90
3:BH:129:VAL:HG12	3:BH:130:ASP:N	1.85	0.90
2:AC:239:ASN:CG	3:BG:67:TYR:CD2	2.46	0.89
3:BL:127:PHE:CE2	3:BL:155:LEU:HD21	2.06	0.89
4:BY:681:VAL:O	4:BY:692:ALA:HA	1.73	0.89
3:BF:158:LEU:HD12	3:BF:224:LEU:HD21	1.51	0.89
1:AA:658:PRO:HG2	1:AB:348:LYS:HG2	1.53	0.89
3:BM:158:LEU:HD12	3:BM:224:LEU:HD21	1.51	0.89
2:AM:164:PHE:O	3:BQ:61:GLY:CA	2.20	0.89
3:BP:144:TYR:CE2	3:BP:146:ALA:HB2	2.06	0.89
3:BL:144:TYR:CE2	3:BL:146:ALA:HB2	2.06	0.89
3:BN:251:LYS:CG	3:BN:252:LEU:N	2.32	0.89
3:BO:137:TYR:HD2	3:BO:310:MET:SD	1.95	0.89
1:AA:320:THR:CG2	1:AA:651:ILE:HG22	2.02	0.89
3:BM:128:SER:CB	3:BM:155:LEU:HD13	2.02	0.89
4:BX:731:ASN:HA	4:BX:736:ILE:HD12	1.52	0.89
3:BK:175:TYR:OH	3:BK:237:LEU:CD2	2.20	0.89
3:BA:87:THR:OG1	3:BA:122:THR:HG22	1.71	0.89
3:BJ:175:TYR:OH	3:BJ:237:LEU:CD2	2.20	0.89
3:BA:127:PHE:CE2	3:BA:155:LEU:HD21	2.06	0.89
3:BM:251:LYS:O	3:BM:252:LEU:CB	2.15	0.89
2:AC:163:SER:OG	3:BG:61:GLY:C	2.09	0.89
3:BL:164:LEU:HD12	3:BL:322:PHE:CG	2.07	0.89
3:BP:127:PHE:CE2	3:BP:155:LEU:HD21	2.06	0.89
4:BY:263:LYS:HB3	4:BY:477:ASN:ND2	1.86	0.89
1:AB:422:GLU:HA	1:AB:425:VAL:HG23	1.53	0.89
3:BL:191:CYS:CB	3:BL:244:CYS:HG	1.84	0.89
3:BF:290:LYS:HB3	3:BH:150:LEU:HD21	1.52	0.89

*Continued on next page...*



*Continued from previous page...*

Atom-1	Atom-2	Interatomic distance (Å)	Clash overlap (Å)
4:BX:542:LYS:HD2	4:BZ:17:ASP:OD2	1.72	0.89
3:BJ:310:MET:HG3	3:BJ:311:SER:N	1.85	0.89
3:BI:307:ILE:O	3:BI:310:MET:HG2	1.73	0.89
3:BP:317:LEU:HG	3:BP:318:ASN:N	1.85	0.89
4:BZ:679:ASP:HB3	4:BZ:695:VAL:CG1	2.01	0.89
3:BJ:59:ILE:CD1	3:BL:53:TYR:CE2	2.56	0.89
3:BI:255:ARG:CD	3:BI:257:ASN:ND2	2.36	0.89
3:BI:266:SER:HB2	3:BK:268:VAL:N	1.87	0.89
1:AB:440:PHE:CE1	2:AH:68:THR:HB	2.08	0.89
1:AA:253:ASN:HD22	1:AA:253:ASN:H	1.13	0.89
1:AA:471:TRP:O	1:AA:475:VAL:HG23	1.72	0.89
4:BZ:419:VAL:HG12	4:BZ:420:SER:H	1.37	0.89
3:BP:322:PHE:O	3:BP:323:TYR:CG	2.26	0.89
3:BO:158:LEU:CD1	3:BO:224:LEU:HD11	2.03	0.89
1:AB:446:HIS:O	1:AB:447:TYR:HB2	1.73	0.89
4:BZ:409:VAL:CG1	4:BZ:426:PHE:HE2	1.81	0.89
4:BY:312:VAL:HG13	4:BY:362:PHE:CE1	2.08	0.89
1:AB:481:ARG:H	1:AB:481:ARG:CD	1.85	0.89
4:BY:315:HIS:HD2	4:BY:357:ASP:CA	1.85	0.89
2:AE:255:ARG:CD	3:BG:65:THR:CG2	2.50	0.89
3:BG:158:LEU:CD1	3:BG:224:LEU:HD11	2.03	0.89
1:AA:803:ASN:HD21	1:AA:806:SER:HB2	1.38	0.89
3:BK:256:GLU:CG	3:BK:313:ARG:O	2.20	0.89
3:BQ:128:SER:CB	3:BQ:155:LEU:CD1	2.50	0.89
4:BX:419:VAL:HG12	4:BX:420:SER:H	1.37	0.89
3:BI:150:LEU:HD22	3:BJ:289:TRP:O	1.73	0.89
3:BP:313:ARG:HG2	3:BP:316:SER:CB	2.02	0.88
4:BZ:410:THR:HG22	4:BZ:411:LEU:N	1.88	0.88
4:BZ:432:VAL:HG11	4:BZ:448:TYR:CB	1.99	0.88
3:BO:125:ALA:CB	3:BO:223:LYS:HD3	2.02	0.88
3:BG:132:GLN:HG2	3:BG:319:SER:HB3	1.56	0.88
4:BX:262:TRP:HB3	4:BX:473:LEU:HG	0.91	0.88
4:BZ:409:VAL:CG1	4:BZ:426:PHE:CD2	2.52	0.88
3:BI:269:LEU:O	3:BI:270:ASP:CB	2.19	0.88
3:BN:64:ASP:O	3:BN:65:THR:CG2	2.21	0.88
2:AD:241:ALA:CB	3:BH:59:ILE:HG21	2.04	0.88
2:AL:163:SER:OG	3:BP:62:SER:N	2.05	0.88
3:BN:158:LEU:CD1	3:BN:224:LEU:HD11	2.03	0.88
3:BF:158:LEU:CD1	3:BF:224:LEU:HD11	2.03	0.88
3:BQ:158:LEU:CD1	3:BQ:224:LEU:HD11	2.03	0.88
1:AB:217:THR:HG22	1:AB:221:VAL:HG21	1.54	0.88

*Continued on next page...*



*Continued from previous page...*

Atom-1	Atom-2	Interatomic distance (Å)	Clash overlap (Å)
1:AA:416:ASN:HB3	1:AA:424:LEU:HD22	1.54	0.88
3:BG:183:LYS:HE2	3:BG:228:ASP:OD2	1.74	0.88
1:AB:405:ILE:CG2	1:AB:536:LEU:CD1	2.51	0.88
1:AB:868:ALA:HB3	1:AB:876:ILE:HG12	1.51	0.88
2:AG:171:PRO:HG2	3:BJ:314:SER:CB	2.02	0.88
2:AM:241:ALA:HB1	3:BQ:59:ILE:HG21	0.90	0.88
3:BA:158:LEU:CD1	3:BA:224:LEU:HD11	2.03	0.88
3:BG:58:PRO:CA	3:BO:52:ASN:HD21	1.87	0.88
1:AA:546:LEU:HD21	1:AA:588:ILE:CD1	2.03	0.88
3:BQ:183:LYS:HE2	3:BQ:228:ASP:OD2	1.74	0.88
2:AL:358:GLY:C	4:BX:701:ILE:HD11	1.94	0.88
3:BM:275:PRO:HB2	3:BN:285:MET:SD	2.14	0.88
4:BX:350:TYR:CE1	4:BX:427:ARG:CD	2.54	0.88
3:BP:183:LYS:HE2	3:BP:228:ASP:OD2	1.74	0.88
3:BG:321:ALA:O	3:BG:322:PHE:O	1.91	0.88
4:BX:617:ARG:CG	4:BX:620:ARG:HH21	1.81	0.88
3:BJ:205:ILE:HD11	3:BK:104:GLN:CB	2.04	0.88
1:AB:874:MET:O	1:AB:875:ARG:HB2	1.71	0.88
3:BI:285:MET:SD	3:BK:275:PRO:HB2	2.14	0.88
3:BO:73:GLU:HG2	3:BO:73:GLU:O	1.72	0.88
3:BO:55:ILE:HG21	3:BO:322:PHE:N	1.88	0.88
3:BJ:158:LEU:CD1	3:BJ:224:LEU:HD11	2.03	0.88
3:BI:158:LEU:HD11	3:BI:224:LEU:HD21	1.53	0.88
1:AA:362:SER:O	1:AA:366:PHE:HE1	1.56	0.88
3:BO:58:PRO:O	3:BO:59:ILE:HG13	1.73	0.88
3:BL:159:ILE:CD1	3:BL:258:VAL:CG1	2.51	0.88
4:BX:18:LEU:HD22	4:BY:19:SER:HB2	1.55	0.88
4:BZ:734:TYR:CE2	4:BZ:761:PRO:HG3	2.07	0.88
4:BX:474:VAL:HB	4:BX:475:PRO:HD2	1.56	0.88
3:BK:141:LEU:HD12	3:BK:261:ILE:HG22	1.56	0.88
1:AA:320:THR:HG22	1:AA:651:ILE:CG2	2.04	0.88
3:BL:285:MET:SD	3:BN:275:PRO:HB2	2.14	0.88
1:AA:420:ILE:HD11	1:AA:422:GLU:HG2	1.56	0.88
3:BA:183:LYS:HE2	3:BA:228:ASP:OD2	1.74	0.88
3:BF:275:PRO:HB2	3:BG:285:MET:SD	2.14	0.88
3:BA:174:TYR:CD1	3:BA:198:LEU:CD1	2.57	0.88
3:BP:174:TYR:CE1	3:BP:234:ASN:CB	2.56	0.88
3:BF:104:GLN:CB	3:BH:205:ILE:HD11	2.04	0.88
1:AB:482:GLN:HG3	1:AB:493:LEU:HD22	0.91	0.88
1:AB:510:LEU:HD11	1:AB:537:SER:HB3	1.56	0.88
3:BF:154:GLU:HG3	3:BG:290:LYS:HZ1	1.32	0.88

*Continued on next page...*



*Continued from previous page...*

Atom-1	Atom-2	Interatomic distance (Å)	Clash overlap (Å)
2:AI:57:ARG:HH11	2:AI:94:ASN:HD21	1.20	0.88
3:BA:116:VAL:C	3:BA:116:VAL:CG1	2.42	0.88
4:BY:252:GLU:O	4:BY:253:ASP:OD1	1.91	0.88
3:BN:165:CYS:O	3:BN:324:TYR:HA	1.72	0.88
3:BM:205:ILE:HD11	3:BN:104:GLN:CB	2.04	0.88
3:BG:205:ILE:HD11	3:BH:104:GLN:CB	2.04	0.88
1:AA:678:ARG:O	1:AA:681:ILE:HG22	1.73	0.88
4:BY:317:THR:HB	4:BY:354:ASP:O	1.74	0.88
3:BQ:130:ASP:N	3:BQ:131:PRO:CD	2.37	0.88
3:BL:131:PRO:C	3:BL:132:GLN:HG2	1.94	0.88
4:BX:332:SER:OG	4:BY:70:GLN:HG2	1.74	0.88
2:AH:76:ASN:CB	2:AJ:76:ASN:HB2	2.03	0.88
3:BF:183:LYS:HE2	3:BF:228:ASP:OD2	1.74	0.88
4:BY:718:ILE:HD13	4:BY:746:ARG:HA	1.57	0.87
4:BZ:2:ALA:HB2	4:BZ:635:ASP:HA	1.56	0.87
3:BM:174:TYR:CE1	3:BM:234:ASN:CB	2.54	0.87
3:BF:174:TYR:HE1	3:BF:234:ASN:CB	1.86	0.87
4:BY:463:GLU:O	4:BY:464:VAL:HG23	1.74	0.87
3:BO:275:PRO:HB2	3:BP:285:MET:SD	2.14	0.87
3:BF:174:TYR:CD1	3:BF:234:ASN:HB3	2.08	0.87
3:BK:158:LEU:CD1	3:BK:224:LEU:HD11	2.03	0.87
3:BL:275:PRO:HB2	3:BM:285:MET:SD	2.14	0.87
3:BP:275:PRO:HB2	3:BQ:285:MET:SD	2.14	0.87
2:AK:164:PHE:O	3:BN:61:GLY:N	2.08	0.87
1:AA:158:GLY:H	1:AA:762:ALA:HB3	1.36	0.87
3:BF:271:ILE:CG2	3:BF:271:ILE:O	2.21	0.87
4:BZ:695:VAL:HG13	4:BZ:696:GLU:N	1.87	0.87
4:BY:317:THR:OG1	4:BY:356:TRP:CZ3	2.26	0.87
3:BL:131:PRO:O	3:BL:132:GLN:HG2	1.74	0.87
3:BJ:52:ASN:ND2	3:BL:58:PRO:CA	2.38	0.87
3:BM:183:LYS:HE2	3:BM:228:ASP:OD2	1.74	0.87
3:BN:183:LYS:HE2	3:BN:228:ASP:OD2	1.74	0.87
2:AC:239:ASN:CA	3:BG:67:TYR:HE2	1.86	0.87
3:BF:205:ILE:HD11	3:BG:104:GLN:CB	2.04	0.87
1:AA:660:ASP:CG	1:AA:661:GLN:H	1.78	0.87
3:BM:128:SER:OG	3:BM:224:LEU:HB2	1.74	0.87
4:BX:328:PHE:CZ	4:BX:442:THR:HG21	2.09	0.87
3:BO:257:ASN:OD1	3:BO:313:ARG:CB	2.22	0.87
3:BQ:174:TYR:CE1	3:BQ:234:ASN:CB	2.56	0.87
3:BI:104:GLN:CB	3:BK:205:ILE:HD11	2.04	0.87
1:AB:405:ILE:HG21	1:AB:536:LEU:HD11	1.55	0.87

*Continued on next page...*



*Continued from previous page...*

Atom-1	Atom-2	Interatomic distance (Å)	Clash overlap (Å)
3:BI:251:LYS:HG3	3:BI:252:LEU:H	1.11	0.87
3:BK:251:LYS:HG3	3:BK:252:LEU:H	1.11	0.87
2:AH:313:PRO:HD2	3:BK:279:PRO:CB	2.05	0.87
2:AH:76:ASN:HB2	2:AJ:76:ASN:N	1.88	0.87
4:BX:33:VAL:HA	4:BY:36:ASN:HB3	1.54	0.87
1:AB:413:VAL:HG12	1:AB:414:VAL:N	1.88	0.87
3:BA:116:VAL:CG2	3:BA:116:VAL:CG1	2.50	0.87
3:BP:158:LEU:CD1	3:BP:224:LEU:HD11	2.03	0.87
3:BG:313:ARG:HD3	3:BO:322:PHE:HD1	1.39	0.87
3:BL:158:LEU:CD1	3:BL:224:LEU:HD11	2.03	0.87
3:BK:127:PHE:HD2	3:BK:155:LEU:HD21	1.12	0.87
3:BQ:187:MET:CG	3:BQ:224:LEU:HD12	2.04	0.87
4:BY:312:VAL:HG13	4:BY:362:PHE:HE1	1.38	0.87
2:AI:246:THR:HG22	3:BL:67:TYR:HE2	1.33	0.87
1:AB:678:ARG:O	1:AB:681:ILE:HG22	1.73	0.87
3:BI:183:LYS:HE2	3:BI:228:ASP:OD2	1.74	0.87
4:BX:71:PRO:O	4:BX:72:THR:HG23	1.75	0.87
3:BO:183:LYS:HE2	3:BO:228:ASP:OD2	1.74	0.87
3:BP:257:ASN:ND2	3:BP:313:ARG:NH2	2.23	0.87
3:BP:205:ILE:HD11	3:BQ:104:GLN:CB	2.04	0.87
3:BJ:275:PRO:HB2	3:BK:285:MET:SD	2.14	0.87
3:BJ:252:LEU:O	3:BJ:253:GLY:O	1.90	0.87
1:AA:587:LEU:O	1:AA:587:LEU:HD13	1.75	0.87
4:BX:354:ASP:HA	4:BX:424:LEU:O	1.74	0.87
4:BX:35:ILE:CB	4:BY:37:LEU:HD13	2.04	0.87
3:BN:159:ILE:HG21	3:BN:258:VAL:HG21	1.56	0.87
3:BP:251:LYS:HG3	3:BP:252:LEU:H	1.09	0.87
2:AC:364:GLY:HA2	4:BY:733:ASN:CG	1.95	0.87
3:BK:174:TYR:CE1	3:BK:234:ASN:CB	2.56	0.87
1:AA:712:LEU:HB3	1:AA:721:VAL:O	1.75	0.87
1:AA:509:ALA:O	1:AA:513:LEU:HG	1.74	0.87
3:BO:104:GLN:CB	3:BQ:205:ILE:HD11	2.04	0.87
4:BY:50:TRP:N	4:BY:421:LEU:CD1	2.32	0.87
4:BY:261:LEU:CD1	4:BY:478:ASP:OD2	2.21	0.87
3:BI:289:TRP:O	3:BK:150:LEU:HD22	1.74	0.87
1:AA:119:GLN:HG2	1:AA:181:LEU:CD1	2.04	0.87
3:BL:183:LYS:HE2	3:BL:228:ASP:OD2	1.74	0.87
3:BO:205:ILE:HD11	3:BP:104:GLN:CB	2.04	0.86
3:BF:285:MET:SD	3:BH:275:PRO:HB2	2.14	0.86
1:AA:259:HIS:CD2	1:AA:677:ARG:CG	2.55	0.86
3:BH:158:LEU:CD1	3:BH:224:LEU:HD11	2.03	0.86

*Continued on next page...*



*Continued from previous page...*

Atom-1	Atom-2	Interatomic distance (Å)	Clash overlap (Å)
3:BM:127:PHE:HD2	3:BM:155:LEU:HD21	1.12	0.86
2:AC:163:SER:OG	3:BG:62:SER:N	2.08	0.86
3:BM:268:VAL:HG11	3:BN:266:SER:HA	1.55	0.86
3:BJ:183:LYS:HE2	3:BJ:228:ASP:OD2	1.74	0.86
3:BK:183:LYS:HE2	3:BK:228:ASP:OD2	1.74	0.86
3:BN:159:ILE:HG22	3:BN:258:VAL:CG1	2.03	0.86
3:BG:275:PRO:HB2	3:BH:285:MET:SD	2.14	0.86
1:AB:389:GLN:HE22	1:AB:493:LEU:HD11	1.41	0.86
3:BM:158:LEU:CD1	3:BM:224:LEU:HD11	2.03	0.86
3:BQ:191:CYS:CB	3:BQ:244:CYS:SG	2.63	0.86
3:BL:191:CYS:CB	3:BL:244:CYS:SG	2.64	0.86
3:BQ:251:LYS:CG	3:BQ:252:LEU:H	1.87	0.86
3:BH:251:LYS:O	3:BH:252:LEU:CB	2.16	0.86
3:BH:183:LYS:HE2	3:BH:228:ASP:OD2	1.74	0.86
2:AD:163:SER:CB	3:BH:62:SER:HA	2.01	0.86
4:BZ:626:THR:HG22	4:BZ:627:GLN:HG3	1.56	0.86
3:BL:174:TYR:CE1	3:BL:234:ASN:CB	2.56	0.86
3:BF:159:ILE:HG13	3:BF:160:LEU:N	1.89	0.86
2:AG:142:GLN:O	2:AI:145:ARG:HD2	1.74	0.86
3:BP:310:MET:HG3	3:BP:311:SER:N	1.90	0.86
3:BL:104:GLN:CB	3:BN:205:ILE:HD11	2.04	0.86
3:BM:310:MET:HG3	3:BM:311:SER:N	1.90	0.86
2:AF:255:ARG:CD	3:BJ:65:THR:OG1	2.22	0.86
1:AB:590:ASN:HD22	1:AB:590:ASN:H	1.19	0.86
1:AB:845:ASN:HB3	1:AB:848:PHE:CZ	2.10	0.86
4:BX:540:ALA:C	4:BX:544:MET:HB2	1.96	0.86
3:BI:275:PRO:HB2	3:BJ:285:MET:SD	2.14	0.86
3:BK:191:CYS:CB	3:BK:244:CYS:SG	2.64	0.86
3:BG:251:LYS:CG	3:BG:252:LEU:H	1.88	0.86
1:AA:253:ASN:ND2	1:AA:253:ASN:H	1.73	0.86
2:AC:239:ASN:CA	3:BG:67:TYR:CE2	2.59	0.86
3:BL:256:GLU:HB3	3:BL:311:SER:HB2	1.57	0.86
2:AD:302:PRO:HB3	3:BF:282:GLU:CD	1.96	0.86
4:BY:488:VAL:HG23	4:BZ:448:TYR:HD1	1.39	0.86
4:BY:77:PRO:HG3	4:BY:287:LEU:CG	2.04	0.86
1:AA:366:PHE:C	1:AA:368:THR:H	1.78	0.86
3:BN:160:LEU:HD23	3:BN:258:VAL:HG13	1.57	0.86
4:BY:359:SER:CB	4:BY:362:PHE:CD1	2.52	0.86
3:BH:191:CYS:CB	3:BH:244:CYS:SG	2.64	0.86
3:BN:133:LEU:N	3:BN:320:ALA:CB	2.39	0.86
2:AE:238:ILE:HG23	3:BF:63:MET:CE	2.06	0.86

*Continued on next page...*



*Continued from previous page...*

Atom-1	Atom-2	Interatomic distance (Å)	Clash overlap (Å)
2:AE:241:ALA:HB1	3:BF:59:ILE:HG21	1.57	0.86
1:AB:771:VAL:HB	1:AB:809:PHE:HB3	1.55	0.86
3:BO:191:CYS:CB	3:BO:244:CYS:SG	2.64	0.86
3:BN:191:CYS:CB	3:BN:244:CYS:SG	2.63	0.86
4:BX:30:THR:N	4:BY:33:VAL:HG12	1.91	0.86
3:BP:130:ASP:O	3:BP:132:GLN:HG2	1.76	0.86
4:BZ:583:SER:HB3	4:BZ:593:ASP:HB3	1.55	0.86
3:BM:191:CYS:CB	3:BM:244:CYS:SG	2.64	0.86
4:BX:34:THR:O	4:BY:484:ILE:HB	1.75	0.86
3:BN:82:CYS:N	3:BN:135:CYS:SG	2.49	0.86
2:AL:163:SER:OG	3:BP:61:GLY:O	1.82	0.86
4:BY:626:THR:HG22	4:BY:627:GLN:HG3	1.57	0.86
3:BF:172:LEU:HB2	3:BF:173:TYR:CE1	2.11	0.86
3:BA:251:LYS:O	3:BA:252:LEU:CB	2.24	0.86
1:AA:164:GLU:OE2	1:AA:636:LYS:HD3	1.76	0.86
2:AL:57:ARG:HH11	2:AL:94:ASN:HD21	1.20	0.86
3:BG:316:SER:HB3	3:BO:325:ARG:H	1.41	0.85
3:BI:174:TYR:CE1	3:BI:234:ASN:CB	2.56	0.85
3:BF:310:MET:HG3	3:BF:311:SER:N	1.90	0.85
3:BK:144:TYR:C	3:BK:144:TYR:HD2	1.79	0.85
3:BK:82:CYS:N	3:BK:135:CYS:SG	2.49	0.85
3:BM:82:CYS:N	3:BM:135:CYS:SG	2.49	0.85
3:BJ:321:ALA:HB2	3:BJ:325:ARG:NE	1.91	0.85
3:BI:191:CYS:CB	3:BI:244:CYS:SG	2.64	0.85
3:BF:191:CYS:CB	3:BF:244:CYS:SG	2.64	0.85
3:BG:129:VAL:CG1	3:BG:187:MET:HG3	2.06	0.85
1:AA:250:HIS:CE1	1:AA:840:HIS:CB	2.58	0.85
2:AK:106:ARG:CG	2:AK:107:ASN:N	2.39	0.85
1:AA:285:ILE:CD1	1:AA:861:ASP:HB2	2.05	0.85
1:AB:477:ASN:ND2	2:AI:39:ILE:HG21	1.91	0.85
3:BN:310:MET:HG3	3:BN:311:SER:N	1.91	0.85
3:BG:310:MET:HG3	3:BG:311:SER:N	1.91	0.85
3:BO:105:LEU:O	3:BO:108:THR:CG2	2.23	0.85
3:BG:68:ALA:HA	4:BY:510:GLN:OE1	1.74	0.85
2:AE:272:THR:HG23	4:BY:729:ASN:CG	1.97	0.85
3:BJ:82:CYS:N	3:BJ:135:CYS:SG	2.50	0.85
3:BJ:315:ARG:NH1	3:BJ:324:TYR:CE1	2.44	0.85
3:BP:191:CYS:CB	3:BP:244:CYS:SG	2.64	0.85
3:BI:268:VAL:CG1	3:BI:269:LEU:N	2.39	0.85
1:AB:686:LEU:CD2	2:AL:71:LEU:HD21	2.05	0.85
4:BX:718:ILE:HD13	4:BX:746:ARG:HA	1.57	0.85

*Continued on next page...*



*Continued from previous page...*

Atom-1	Atom-2	Interatomic distance (Å)	Clash overlap (Å)
4:BY:679:ASP:HA	4:BY:695:VAL:HB	1.57	0.85
4:BY:584:VAL:HG11	4:BY:705:VAL:HB	1.58	0.85
3:BI:312:LYS:HE3	3:BI:315:ARG:HH12	1.41	0.85
3:BJ:191:CYS:CB	3:BJ:244:CYS:SG	2.64	0.85
1:AB:117:LYS:O	1:AB:118:LYS:O	1.94	0.85
3:BP:82:CYS:N	3:BP:135:CYS:SG	2.49	0.85
3:BL:82:CYS:N	3:BL:135:CYS:SG	2.49	0.85
4:BY:732:ASP:C	4:BY:734:TYR:H	1.78	0.85
3:BI:80:THR:HB	3:BI:117:TYR:CE1	2.10	0.85
1:AB:368:THR:HG22	1:AB:371:ASN:HD21	1.39	0.85
3:BG:82:CYS:N	3:BG:135:CYS:SG	2.49	0.85
4:BX:594:VAL:O	4:BX:598:ILE:HG22	1.76	0.85
4:BX:584:VAL:HG11	4:BX:705:VAL:HB	1.57	0.85
3:BI:82:CYS:N	3:BI:135:CYS:SG	2.49	0.85
3:BF:105:LEU:O	3:BF:108:THR:CG2	2.24	0.85
3:BH:310:MET:HG3	3:BH:311:SER:N	1.90	0.85
3:BJ:150:LEU:CD2	3:BK:290:LYS:CB	2.52	0.85
3:BM:105:LEU:O	3:BM:108:THR:CG2	2.24	0.85
3:BG:191:CYS:CB	3:BG:244:CYS:SG	2.64	0.85
2:AI:171:PRO:CG	3:BJ:322:PHE:HE2	1.88	0.85
1:AA:779:ASP:HA	1:AA:798:ILE:HD11	1.58	0.85
1:AA:178:PRO:CG	1:AA:256:PHE:HD2	1.86	0.85
3:BI:272:THR:HG21	3:BI:277:THR:CG2	2.06	0.85
1:AB:594:ILE:HD12	1:AB:594:ILE:C	1.96	0.85
3:BA:82:CYS:N	3:BA:135:CYS:SG	2.49	0.85
3:BO:214:THR:CG2	4:BY:480:TYR:CE1	2.60	0.85
4:BX:35:ILE:HD12	4:BY:483:PRO:HA	1.58	0.85
3:BP:76:PHE:CE2	3:BP:109:LYS:O	2.29	0.85
4:BX:262:TRP:CB	4:BX:473:LEU:CG	2.48	0.85
3:BQ:310:MET:HG3	3:BQ:311:SER:N	1.90	0.85
2:AF:255:ARG:NE	3:BJ:65:THR:OG1	2.10	0.85
3:BM:252:LEU:O	3:BM:253:GLY:O	1.93	0.85
3:BO:64:ASP:O	3:BO:65:THR:CG2	2.24	0.85
2:AI:150:PHE:HB2	2:AI:152:PHE:CE1	2.12	0.85
3:BG:116:VAL:CG1	3:BG:117:TYR:N	2.40	0.85
3:BO:257:ASN:CG	3:BO:313:ARG:HB2	1.97	0.85
4:BZ:718:ILE:HD13	4:BZ:746:ARG:HA	1.57	0.85
3:BF:82:CYS:N	3:BF:135:CYS:SG	2.50	0.85
3:BH:82:CYS:N	3:BH:135:CYS:SG	2.49	0.85
1:AA:122:LEU:CD1	1:AA:245:LEU:HD21	2.05	0.85
1:AA:439:ALA:CB	1:AA:525:TYR:HE2	1.86	0.85

*Continued on next page...*



*Continued from previous page...*

Atom-1	Atom-2	Interatomic distance (Å)	Clash overlap (Å)
2:AC:57:ARG:HH11	2:AC:94:ASN:HD21	1.20	0.85
3:BP:257:ASN:HD21	3:BP:313:ARG:HE	1.20	0.85
3:BL:159:ILE:HG13	3:BL:160:LEU:N	1.89	0.85
4:BX:624:MET:SD	4:BX:632:ASN:HB3	2.17	0.85
4:BY:693:TYR:OH	4:BY:724:PHE:HB2	1.75	0.85
3:BH:105:LEU:O	3:BH:108:THR:CG2	2.24	0.85
3:BI:132:GLN:HB3	3:BI:319:SER:HB2	1.57	0.85
1:AA:721:VAL:HG12	1:AA:722:ASN:N	1.91	0.85
1:AB:686:LEU:HD21	2:AL:71:LEU:HD21	1.59	0.85
2:AL:363:PRO:HG3	4:BX:704:ASP:OD1	1.74	0.85
3:BQ:144:TYR:C	3:BQ:144:TYR:HD2	1.80	0.85
3:BO:174:TYR:CE1	3:BO:234:ASN:CB	2.56	0.85
3:BL:105:LEU:O	3:BL:108:THR:CG2	2.24	0.85
4:BZ:544:MET:CE	4:BZ:656:LEU:CD1	2.49	0.85
4:BZ:730:LEU:HD12	4:BZ:734:TYR:CE1	2.12	0.85
1:AA:199:VAL:HG12	1:AA:200:VAL:N	1.91	0.85
2:AH:242:ASP:O	4:BZ:602:SER:HB3	1.75	0.85
3:BJ:174:TYR:CE1	3:BJ:234:ASN:CB	2.56	0.85
3:BJ:321:ALA:HB1	3:BJ:325:ARG:NE	1.92	0.85
3:BI:132:GLN:HA	3:BI:319:SER:CA	2.07	0.85
2:AH:164:PHE:C	3:BK:61:GLY:HA3	1.96	0.85
3:BA:128:SER:HA	3:BA:155:LEU:HD13	1.51	0.85
2:AI:76:ASN:H	2:AM:76:ASN:CB	1.88	0.85
2:AL:150:PHE:HB2	2:AL:152:PHE:CE1	2.12	0.85
3:BN:105:LEU:O	3:BN:108:THR:CG2	2.23	0.84
4:BX:537:THR:CA	4:BX:540:ALA:HB3	2.06	0.84
3:BQ:82:CYS:N	3:BQ:135:CYS:SG	2.49	0.84
2:AC:295:MET:CE	3:BH:67:TYR:CE1	2.54	0.84
3:BF:270:ASP:OD2	3:BG:286:ARG:HG2	1.76	0.84
2:AF:255:ARG:CZ	3:BJ:65:THR:OG1	2.24	0.84
3:BK:64:ASP:C	3:BK:65:THR:HG22	1.96	0.84
2:AH:76:ASN:CB	2:AJ:76:ASN:H	1.90	0.84
3:BQ:63:MET:O	3:BQ:65:THR:HG23	1.77	0.84
2:AJ:239:ASN:HD22	3:BM:65:THR:HA	1.42	0.84
1:AB:406:SER:O	1:AB:409:TRP:HB3	1.77	0.84
4:BX:674:ARG:NH2	4:BX:745:LEU:HD22	1.93	0.84
3:BF:159:ILE:HD12	3:BF:258:VAL:CG1	2.04	0.84
3:BQ:251:LYS:HG3	3:BQ:252:LEU:H	1.05	0.84
2:AH:76:ASN:HA	2:AJ:75:ALA:HB3	1.57	0.84
2:AF:313:PRO:HD2	3:BI:279:PRO:HB3	1.59	0.84
1:AA:406:SER:O	1:AA:409:TRP:HB3	1.77	0.84

*Continued on next page...*



*Continued from previous page...*

Atom-1	Atom-2	Interatomic distance (Å)	Clash overlap (Å)
2:AC:150:PHE:HB2	2:AC:152:PHE:CE1	2.12	0.84
3:BA:310:MET:HG3	3:BA:311:SER:N	1.90	0.84
3:BN:57:LEU:HG	3:BN:58:PRO:HD2	1.57	0.84
3:BO:82:CYS:N	3:BO:135:CYS:SG	2.50	0.84
1:AB:389:GLN:HE22	1:AB:493:LEU:HD12	1.40	0.84
2:AE:238:ILE:HG23	3:BF:63:MET:HE1	1.58	0.84
4:BY:40:PHE:CD2	4:BY:259:THR:CG2	2.60	0.84
2:AG:202:PRO:HG3	4:BZ:577:ARG:NH2	1.80	0.84
3:BJ:150:LEU:HB3	3:BK:290:LYS:HD3	1.57	0.84
1:AB:389:GLN:NE2	1:AB:493:LEU:CD1	2.40	0.84
1:AB:494:ASN:CG	1:AB:495:ASP:N	2.28	0.84
3:BF:288:ASN:CG	3:BH:150:LEU:CD1	2.45	0.84
3:BO:268:VAL:HG11	3:BP:286:ARG:NH2	1.92	0.84
4:BX:250:ALA:O	4:BX:251:ASN:HB2	1.74	0.84
3:BJ:251:LYS:CG	3:BJ:252:LEU:H	1.89	0.84
1:AB:477:ASN:ND2	2:AI:39:ILE:CG2	2.40	0.84
1:AB:204:THR:HG22	1:AB:244:ILE:HG22	1.59	0.84
2:AE:262:GLU:HG2	4:BY:725:LYS:NZ	1.93	0.84
1:AB:511:MET:HE1	2:AJ:70:LEU:CD2	1.96	0.84
3:BF:144:TYR:C	3:BF:144:TYR:HD2	1.81	0.84
3:BJ:263:VAL:HG12	3:BJ:289:TRP:HB2	1.59	0.84
1:AB:180:TYR:HE2	1:AB:850:VAL:HG21	1.43	0.84
2:AE:241:ALA:CB	3:BF:59:ILE:HG21	2.07	0.84
3:BO:307:ILE:O	3:BO:310:MET:HG2	1.77	0.84
4:BX:620:ARG:NH1	4:BX:686:THR:HG21	1.92	0.84
4:BZ:268:ASN:OD1	4:BZ:269:ARG:N	2.10	0.84
4:BZ:264:GLU:CB	4:BZ:473:LEU:HA	2.07	0.84
3:BO:268:VAL:HG21	3:BP:286:ARG:NH1	1.92	0.84
1:AB:779:ASP:CA	1:AB:798:ILE:HD11	2.06	0.84
1:AA:136:ALA:O	1:AA:137:ASN:HB3	1.76	0.84
4:BY:69:TYR:HD2	4:BY:332:SER:O	1.61	0.84
2:AE:269:ILE:HD13	4:BY:725:LYS:CE	1.93	0.84
2:AE:272:THR:CG2	4:BY:729:ASN:OD1	2.26	0.84
4:BX:5:ILE:O	4:BX:9:LEU:HG	1.77	0.84
4:BX:734:TYR:CZ	4:BX:761:PRO:CB	2.60	0.84
1:AA:178:PRO:CD	1:AA:256:PHE:CE2	2.60	0.84
1:AA:263:GLU:HB3	1:AA:264:PRO:CD	2.07	0.84
4:BX:29:LYS:HE3	4:BY:34:THR:OG1	1.78	0.84
4:BX:32:ASN:HB3	4:BY:484:ILE:HG22	1.57	0.84
4:BZ:717:VAL:HG12	4:BZ:718:ILE:H	1.42	0.84
1:AA:306:ASP:CB	1:AA:614:TYR:CE2	2.60	0.84

*Continued on next page...*



*Continued from previous page...*

Atom-1	Atom-2	Interatomic distance (Å)	Clash overlap (Å)
3:BI:168:MET:HE2	3:BI:168:MET:HA	1.60	0.84
2:AE:270:ILE:O	4:BY:728:LYS:HE3	1.77	0.84
1:AA:674:VAL:HG12	1:AA:678:ARG:CB	2.04	0.84
1:AB:405:ILE:HG21	1:AB:536:LEU:CD1	2.08	0.84
1:AA:717:MET:SD	1:AA:829:ILE:HG23	2.18	0.84
3:BM:70:SER:O	3:BM:71:THR:OG1	1.95	0.84
1:AB:160:TYR:OH	1:AB:635:GLN:HG3	1.76	0.84
4:BY:493:ASP:OD1	4:BY:493:ASP:N	2.11	0.84
4:BX:18:LEU:HD13	4:BY:19:SER:HB3	1.60	0.83
3:BI:105:LEU:O	3:BI:108:THR:CG2	2.23	0.83
3:BF:172:LEU:HD11	4:BZ:467:ARG:HB2	1.58	0.83
3:BJ:52:ASN:HD21	3:BL:58:PRO:HA	1.42	0.83
3:BM:268:VAL:CB	3:BN:266:SER:HB2	2.07	0.83
3:BA:69:ASN:HD22	6:BA:401:NAG:C1	1.90	0.83
4:BX:626:THR:HG22	4:BX:627:GLN:HG3	1.57	0.83
4:BY:270:ASP:HB2	4:BY:307:ARG:CD	2.07	0.83
1:AA:420:ILE:CD1	1:AA:422:GLU:HG2	2.08	0.83
2:AF:150:PHE:HB2	2:AF:152:PHE:CE1	2.12	0.83
3:BA:106:PHE:CD1	3:BA:116:VAL:HG21	2.14	0.83
4:BY:483:PRO:HG2	4:BY:486:ASN:HB2	1.60	0.83
1:AA:204:THR:HG23	1:AA:244:ILE:CB	2.07	0.83
1:AB:735:LEU:HG	1:AB:760:VAL:O	1.76	0.83
1:AA:353:LEU:HD13	1:AA:362:SER:HB2	1.60	0.83
4:BX:33:VAL:HB	4:BY:36:ASN:HD22	1.41	0.83
3:BP:251:LYS:CG	3:BP:252:LEU:H	1.87	0.83
4:BX:717:VAL:HG12	4:BX:718:ILE:H	1.42	0.83
4:BY:694:ARG:NH2	4:BY:701:ILE:HG21	1.93	0.83
3:BQ:307:ILE:HA	3:BQ:310:MET:HE3	1.59	0.83
4:BY:359:SER:HB2	4:BY:362:PHE:CE1	2.12	0.83
4:BZ:730:LEU:O	4:BZ:734:TYR:CD1	2.31	0.83
1:AA:646:LEU:HD21	1:AA:665:LEU:HD23	1.59	0.83
2:AN:255:ARG:NE	3:BP:65:THR:OG1	2.12	0.83
3:BI:267:ASP:C	3:BI:268:VAL:HG23	1.98	0.83
3:BJ:251:LYS:O	3:BJ:252:LEU:CB	2.16	0.83
1:AB:769:SER:HB3	1:AB:807:ASN:OD1	1.78	0.83
1:AA:689:MET:HA	1:AA:692:ILE:HD12	1.60	0.83
3:BO:214:THR:CG2	4:BY:480:TYR:OH	2.25	0.83
3:BN:173:TYR:HA	4:BX:489:THR:HG21	1.60	0.83
3:BL:159:ILE:HG13	3:BL:258:VAL:HG11	1.58	0.83
1:AA:622:VAL:HG11	1:AA:672:LEU:O	1.78	0.83
3:BH:191:CYS:CB	3:BH:244:CYS:HG	1.92	0.83

*Continued on next page...*



*Continued from previous page...*

Atom-1	Atom-2	Interatomic distance (Å)	Clash overlap (Å)
1:AA:712:LEU:HG	1:AA:819:PRO:HB2	1.61	0.83
4:BZ:266:GLN:CG	4:BZ:470:LEU:O	2.27	0.83
2:AJ:73:LEU:HD22	2:AJ:77:TYR:CD2	2.13	0.83
4:BY:321:ASN:HB3	4:BY:352:TYR:HE1	1.41	0.83
2:AL:358:GLY:O	4:BX:701:ILE:HD11	1.77	0.83
3:BP:96:ASN:ND2	4:BX:39:PRO:HB3	1.93	0.83
1:AB:456:PHE:HZ	1:AB:471:TRP:CZ3	1.96	0.83
4:BY:355:TYR:CE1	4:BY:357:ASP:OD1	2.31	0.83
3:BA:129:VAL:C	3:BA:131:PRO:HD3	1.97	0.83
1:AB:630:ARG:HB3	2:AL:71:LEU:HB2	0.85	0.83
4:BX:410:THR:HB	4:BX:425:ARG:HG2	1.60	0.83
4:BY:252:GLU:HG2	4:BY:253:ASP:H	0.71	0.83
3:BO:310:MET:HG3	3:BO:311:SER:N	1.93	0.83
4:BX:674:ARG:HH21	4:BX:745:LEU:HD22	1.42	0.83
2:AD:302:PRO:CB	3:BF:282:GLU:CD	2.46	0.83
1:AA:188:VAL:HG12	1:AA:189:GLU:H	1.42	0.83
1:AA:725:ARG:CZ	1:AA:829:ILE:HD12	2.08	0.83
1:AA:779:ASP:HA	1:AA:798:ILE:CD1	2.09	0.83
4:BZ:272:THR:HG21	4:BZ:305:TYR:CG	2.13	0.83
2:AC:238:ILE:HG23	3:BG:63:MET:CE	2.08	0.83
2:AM:69:THR:O	2:AM:69:THR:HG22	1.79	0.83
4:BY:40:PHE:HB3	4:BY:259:THR:O	1.78	0.83
3:BP:252:LEU:CG	3:BP:253:GLY:H	1.88	0.83
3:BG:128:SER:HA	3:BG:155:LEU:HD13	1.47	0.83
4:BY:674:ARG:NH2	4:BY:745:LEU:HD22	1.94	0.83
3:BN:191:CYS:CB	3:BN:244:CYS:HG	1.92	0.83
3:BP:60:THR:HG22	3:BP:62:SER:N	1.90	0.83
4:BX:513:ALA:HB2	4:BZ:575:ILE:CB	2.09	0.83
1:AA:469:ALA:O	2:AG:71:LEU:CD2	2.26	0.83
1:AB:466:PHE:CE1	2:AH:80:THR:HG21	2.13	0.83
3:BJ:252:LEU:HG	3:BJ:253:GLY:H	1.41	0.83
4:BX:66:ASP:OD2	4:BX:286:GLY:CA	2.26	0.83
1:AA:253:ASN:HD22	1:AA:253:ASN:N	1.76	0.83
2:AE:69:THR:O	2:AE:70:LEU:HB2	1.78	0.83
3:BO:76:PHE:CD2	3:BO:110:GLY:O	2.32	0.82
3:BL:109:LYS:NZ	4:BX:496:ARG:NH2	2.27	0.82
4:BX:618:ARG:HA	4:BX:622:LYS:HD2	1.61	0.82
3:BQ:105:LEU:O	3:BQ:108:THR:CG2	2.24	0.82
4:BY:45:TYR:CE2	4:BY:474:VAL:HG22	2.14	0.82
2:AJ:34:PHE:CD2	2:AJ:66:LEU:HD11	2.13	0.82
3:BO:144:TYR:C	3:BO:144:TYR:HD2	1.81	0.82

*Continued on next page...*



*Continued from previous page...*

Atom-1	Atom-2	Interatomic distance (Å)	Clash overlap (Å)
3:BG:251:LYS:O	3:BG:252:LEU:CB	2.21	0.82
1:AA:262:VAL:HB	1:AA:297:ARG:HB3	1.61	0.82
3:BO:129:VAL:O	3:BO:187:MET:SD	2.37	0.82
1:AB:465:ASN:HD22	1:AB:468:VAL:HG23	1.40	0.82
3:BO:268:VAL:HG11	3:BP:286:ARG:CZ	2.09	0.82
3:BM:268:VAL:HG21	3:BN:266:SER:CA	2.09	0.82
2:AG:306:ALA:CB	3:BK:282:GLU:OE2	2.27	0.82
3:BM:267:ASP:CB	3:BM:286:ARG:NH1	2.42	0.82
3:BJ:262:GLN:HE21	3:BJ:269:LEU:HD11	1.44	0.82
3:BO:55:ILE:CG2	3:BO:322:PHE:H	1.92	0.82
3:BG:69:ASN:CB	4:BY:507:ALA:CA	2.54	0.82
4:BZ:730:LEU:HD12	4:BZ:734:TYR:CD1	2.14	0.82
1:AA:766:ILE:CG2	1:AA:797:PRO:O	2.24	0.82
4:BY:42:GLN:HG3	4:BZ:329:ASN:HB3	1.62	0.82
4:BX:617:ARG:CA	4:BX:620:ARG:HE	1.88	0.82
3:BK:144:TYR:C	3:BK:144:TYR:CD2	2.50	0.82
3:BK:105:LEU:O	3:BK:108:THR:CG2	2.23	0.82
1:AB:722:ASN:HD22	1:AB:824:LYS:HA	1.43	0.82
4:BY:42:GLN:CB	4:BZ:329:ASN:O	2.26	0.82
3:BJ:144:TYR:HE2	3:BJ:146:ALA:HB2	1.44	0.82
4:BX:33:VAL:HG23	4:BY:36:ASN:HB3	1.62	0.82
2:AK:239:ASN:ND2	3:BN:65:THR:HA	1.95	0.82
1:AA:306:ASP:CB	1:AA:614:TYR:HE2	1.92	0.82
3:BM:73:GLU:O	3:BM:73:GLU:HG2	1.79	0.82
4:BY:482:THR:CB	4:BY:483:PRO:HD2	2.08	0.82
4:BX:537:THR:HA	4:BX:540:ALA:HB3	1.61	0.82
4:BZ:544:MET:HE1	4:BZ:656:LEU:CD1	2.08	0.82
3:BK:141:LEU:HD12	3:BK:261:ILE:HG21	1.61	0.82
1:AA:744:TYR:OH	1:AB:282:VAL:HG23	1.79	0.82
3:BJ:257:ASN:HD21	3:BJ:313:ARG:HE	1.22	0.82
4:BZ:269:ARG:O	4:BZ:270:ASP:O	1.97	0.82
4:BX:328:PHE:CZ	4:BX:442:THR:HG23	2.14	0.82
3:BJ:272:THR:HG21	3:BJ:277:THR:HG22	1.59	0.82
3:BA:115:SER:O	3:BA:117:TYR:CZ	2.33	0.82
2:AK:268:GLN:OE1	4:BX:700:GLU:HB3	1.79	0.82
4:BY:5:ILE:HG12	4:BY:6:TYR:N	1.94	0.82
4:BY:717:VAL:HG12	4:BY:718:ILE:H	1.42	0.82
4:BY:730:LEU:O	4:BY:734:TYR:HB2	1.80	0.82
4:BZ:2:ALA:CB	4:BZ:635:ASP:HA	2.09	0.82
3:BO:286:ARG:HH12	3:BQ:268:VAL:CG1	1.92	0.82
3:BO:55:ILE:HD12	3:BO:323:TYR:HD1	1.43	0.82

*Continued on next page...*



*Continued from previous page...*

Atom-1	Atom-2	Interatomic distance (Å)	Clash overlap (Å)
1:AB:415:PRO:HG2	1:AB:480:PHE:CD1	2.13	0.82
3:BI:185:ILE:CD1	3:BI:249:CYS:SG	2.66	0.82
3:BQ:251:LYS:O	3:BQ:252:LEU:CB	2.26	0.82
4:BX:48:VAL:H	4:BX:419:VAL:HG12	1.44	0.82
1:AA:396:PHE:HB3	1:AA:578:LEU:CD1	2.10	0.82
3:BL:166:ASN:OD1	3:BL:248:ASN:HB3	1.80	0.82
3:BA:105:LEU:O	3:BA:108:THR:CG2	2.24	0.82
3:BA:116:VAL:HG12	3:BA:116:VAL:C	2.00	0.82
4:BZ:541:ALA:N	4:BZ:544:MET:HE2	1.95	0.82
3:BI:137:TYR:OH	3:BI:312:LYS:HB2	1.80	0.82
3:BQ:144:TYR:C	3:BQ:144:TYR:CD2	2.51	0.82
3:BQ:64:ASP:O	3:BQ:65:THR:OG1	1.95	0.82
3:BM:153:SER:HA	3:BM:269:LEU:HD11	1.60	0.82
3:BN:323:TYR:O	3:BN:324:TYR:CB	2.28	0.82
3:BP:252:LEU:HG	3:BP:253:GLY:N	1.94	0.82
1:AB:510:LEU:HD12	1:AB:513:LEU:HD12	1.62	0.82
1:AA:200:VAL:HB	1:AA:243:SER:CB	2.10	0.82
1:AB:440:PHE:CA	1:AB:518:PHE:HE1	1.91	0.82
2:AH:35:ASN:HA	2:AH:65:LEU:CD2	2.08	0.82
1:AA:508:GLU:C	1:AA:512:GLN:HE21	1.82	0.82
3:BP:144:TYR:HE2	3:BP:146:ALA:HB2	1.43	0.82
2:AH:246:THR:CG2	3:BK:67:TYR:HE2	1.90	0.82
3:BN:251:LYS:CG	3:BN:252:LEU:H	1.92	0.81
4:BX:688:GLY:O	4:BX:689:ARG:HB2	1.80	0.81
4:BY:582:ARG:O	4:BY:593:ASP:HB2	1.80	0.81
1:AB:471:TRP:O	1:AB:475:VAL:HG23	1.80	0.81
3:BF:69:ASN:ND2	6:BF:401:NAG:O5	2.13	0.81
3:BF:144:TYR:C	3:BF:144:TYR:CD2	2.52	0.81
3:BO:144:TYR:HE2	3:BO:146:ALA:HB2	1.44	0.81
1:AA:725:ARG:NH2	1:AA:829:ILE:CD1	2.43	0.81
3:BM:252:LEU:HG	3:BM:253:GLY:H	1.44	0.81
3:BG:55:ILE:HG23	3:BO:52:ASN:O	1.79	0.81
1:AA:548:ARG:HH12	1:AA:878:ASN:H	1.26	0.81
2:AI:163:SER:HB2	3:BL:62:SER:HA	1.62	0.81
3:BG:136:ASP:HA	3:BG:315:ARG:HD2	1.62	0.81
3:BI:174:TYR:CE1	3:BI:198:LEU:CD1	2.63	0.81
4:BZ:584:VAL:HG11	4:BZ:705:VAL:HB	1.59	0.81
4:BZ:5:ILE:O	4:BZ:9:LEU:HG	1.80	0.81
1:AB:508:GLU:CG	1:AB:512:GLN:NE2	2.42	0.81
3:BQ:129:VAL:O	3:BQ:131:PRO:HD3	1.80	0.81
1:AA:200:VAL:CB	1:AA:243:SER:HB3	2.10	0.81

*Continued on next page...*



*Continued from previous page...*

Atom-1	Atom-2	Interatomic distance (Å)	Clash overlap (Å)
3:BI:64:ASP:O	3:BI:65:THR:CG2	2.28	0.81
3:BP:268:VAL:CG1	3:BQ:286:ARG:HH12	1.92	0.81
1:AB:590:ASN:HD22	1:AB:590:ASN:N	1.78	0.81
3:BF:199:ASN:HA	4:BY:494:LEU:HD21	1.62	0.81
4:BX:35:ILE:HG23	4:BY:482:THR:O	1.80	0.81
3:BG:127:PHE:HD2	3:BG:155:LEU:CD2	1.93	0.81
4:BX:5:ILE:HG12	4:BX:6:TYR:N	1.96	0.81
4:BZ:692:ALA:O	4:BZ:700:GLU:HA	1.80	0.81
2:AK:145:ARG:HD3	2:AL:143:ASN:HA	0.81	0.81
3:BF:138:ASN:O	3:BF:258:VAL:HA	1.81	0.81
3:BK:127:PHE:HD2	3:BK:155:LEU:CD2	1.93	0.81
3:BI:251:LYS:O	3:BI:252:LEU:CB	2.26	0.81
3:BI:288:ASN:HB2	3:BK:270:ASP:HB3	1.62	0.81
3:BO:144:TYR:C	3:BO:144:TYR:CD2	2.52	0.81
1:AB:790:ARG:CA	1:AB:790:ARG:NE	2.21	0.81
2:AM:255:ARG:NH1	3:BO:65:THR:OG1	2.13	0.81
3:BJ:277:THR:HG22	3:BJ:279:PRO:HD3	1.63	0.81
4:BX:506:ASN:OD1	4:BX:775:ARG:HG3	1.80	0.81
2:AO:106:ARG:H	2:AO:106:ARG:HD3	1.45	0.81
2:AC:239:ASN:ND2	3:BG:66:ALA:O	2.10	0.81
4:BZ:5:ILE:HG12	4:BZ:6:TYR:N	1.94	0.81
3:BF:159:ILE:HD11	3:BF:260:VAL:HG22	1.63	0.81
3:BQ:129:VAL:C	3:BQ:131:PRO:CD	2.42	0.81
2:AK:69:THR:O	2:AK:70:LEU:HB2	1.79	0.81
3:BH:277:THR:HG22	3:BH:279:PRO:HD3	1.63	0.81
2:AM:34:PHE:CD2	2:AM:66:LEU:HD11	2.15	0.81
4:BY:253:ASP:O	4:BY:254:ILE:HG13	1.80	0.81
3:BP:121:TYR:HB2	3:BP:127:PHE:HB2	1.63	0.81
1:AA:571:LEU:HD11	1:AB:531:ARG:HH11	1.45	0.81
1:AA:697:ASP:HB3	1:AA:765:PHE:CE2	2.15	0.81
3:BM:251:LYS:CG	3:BM:252:LEU:H	1.92	0.81
1:AB:724:ALA:HB2	1:AB:824:LYS:HE3	1.61	0.81
1:AB:368:THR:HA	1:AB:579:THR:HG23	1.61	0.81
1:AA:192:ASN:O	1:AA:193:SER:HB3	1.77	0.81
3:BP:128:SER:HB2	3:BP:155:LEU:HD13	1.58	0.81
4:BX:701:ILE:CD1	4:BX:702:PRO:HD2	2.11	0.81
3:BL:174:TYR:CE1	3:BL:198:LEU:CD1	2.63	0.81
3:BH:121:TYR:HB2	3:BH:127:PHE:HB2	1.63	0.81
1:AA:204:THR:CG2	1:AA:244:ILE:CG1	2.50	0.81
4:BX:72:THR:CB	4:BX:333:LEU:HD11	2.10	0.81
2:AN:313:PRO:HD2	3:BO:279:PRO:CB	2.10	0.81

*Continued on next page...*



*Continued from previous page...*

Atom-1	Atom-2	Interatomic distance (Å)	Clash overlap (Å)
4:BZ:674:ARG:NH2	4:BZ:745:LEU:HD22	1.94	0.81
3:BP:174:TYR:CE1	3:BP:198:LEU:CD1	2.63	0.81
1:AA:197:GLY:O	1:AA:198:LYS:O	1.99	0.81
3:BH:251:LYS:CG	3:BH:252:LEU:H	1.90	0.81
1:AA:503:VAL:O	1:AA:503:VAL:CG1	2.22	0.81
1:AA:449:ASN:HD21	1:AA:455:PRO:HG3	1.46	0.81
2:AI:57:ARG:NH1	2:AI:94:ASN:HD21	1.78	0.81
3:BL:159:ILE:HD11	3:BL:260:VAL:HG22	1.63	0.81
4:BX:689:ARG:HB3	4:BX:691:PHE:CE1	2.14	0.81
4:BY:734:TYR:OH	4:BY:761:PRO:HB2	1.81	0.81
4:BZ:619:LEU:HD11	4:BZ:712:VAL:HG11	1.61	0.81
4:BZ:674:ARG:HH21	4:BZ:745:LEU:HD22	1.46	0.81
4:BX:262:TRP:CZ3	4:BX:367:TYR:CD2	2.69	0.81
3:BJ:174:TYR:CE1	3:BJ:198:LEU:CD1	2.63	0.81
1:AB:506:LEU:HD23	1:AB:544:VAL:HA	1.63	0.81
3:BI:158:LEU:HD12	3:BI:224:LEU:HD21	1.62	0.81
1:AA:390:ARG:HE	1:AA:574:GLU:HG2	1.46	0.81
3:BL:251:LYS:CG	3:BL:252:LEU:H	1.93	0.81
3:BL:164:LEU:HD12	3:BL:322:PHE:CD1	2.15	0.81
3:BL:266:SER:HA	3:BN:268:VAL:CG1	2.11	0.81
2:AC:57:ARG:NH1	2:AC:94:ASN:HD21	1.79	0.81
1:AA:275:PRO:HB2	1:AA:278:ILE:HG13	1.61	0.81
2:AE:164:PHE:N	3:BF:61:GLY:O	2.14	0.81
3:BG:272:THR:CG2	3:BG:277:THR:CG2	2.57	0.81
3:BN:200:THR:HG22	4:BX:493:ASP:OD1	1.81	0.81
4:BY:5:ILE:O	4:BY:9:LEU:HG	1.81	0.81
3:BK:174:TYR:CE1	3:BK:198:LEU:CD1	2.63	0.81
1:AA:634:TYR:HB2	1:AB:875:ARG:HH22	1.44	0.81
3:BM:121:TYR:HB2	3:BM:127:PHE:HB2	1.63	0.81
3:BJ:121:TYR:HB2	3:BJ:127:PHE:HB2	1.63	0.81
2:AL:57:ARG:NH1	2:AL:94:ASN:HD21	1.79	0.81
3:BF:277:THR:HG22	3:BF:279:PRO:HD3	1.63	0.81
1:AB:811:LEU:HD23	1:AB:811:LEU:N	1.94	0.81
3:BG:105:LEU:O	3:BG:108:THR:CG2	2.23	0.81
3:BQ:174:TYR:CE1	3:BQ:198:LEU:CD1	2.63	0.81
3:BP:229:VAL:HG11	3:BP:235:HIS:ND1	1.96	0.81
3:BK:121:TYR:HB2	3:BK:127:PHE:HB2	1.63	0.81
1:AB:435:ILE:O	1:AB:438:PRO:HD2	1.80	0.81
3:BQ:127:PHE:HD2	3:BQ:155:LEU:CD2	1.93	0.81
3:BM:191:CYS:CB	3:BM:244:CYS:HG	1.94	0.81
4:BY:419:VAL:HG12	4:BY:420:SER:N	1.94	0.81

*Continued on next page...*



*Continued from previous page...*

Atom-1	Atom-2	Interatomic distance (Å)	Clash overlap (Å)
3:BA:127:PHE:HD2	3:BA:155:LEU:CD2	1.93	0.81
2:AM:255:ARG:CZ	3:BO:65:THR:HG1	1.93	0.81
4:BX:48:VAL:N	4:BX:419:VAL:CG1	2.44	0.81
2:AI:255:ARG:CD	3:BM:65:THR:OG1	2.29	0.81
3:BP:314:SER:CB	3:BP:315:ARG:NH1	2.44	0.80
3:BO:174:TYR:CE1	3:BO:198:LEU:CD1	2.63	0.80
3:BK:257:ASN:CG	3:BK:313:ARG:HG2	2.00	0.80
1:AB:387:LEU:HD23	1:AB:554:TYR:HE1	1.46	0.80
1:AB:508:GLU:O	1:AB:512:GLN:HG3	1.81	0.80
3:BI:138:ASN:O	3:BI:258:VAL:HA	1.81	0.80
1:AA:762:ALA:O	1:AA:763:LEU:HG	1.80	0.80
3:BO:268:VAL:CG1	3:BO:269:LEU:N	2.24	0.80
2:AJ:299:ASN:OD1	3:BN:71:THR:OG1	1.99	0.80
4:BZ:615:ILE:O	4:BZ:619:LEU:HB2	1.82	0.80
3:BK:138:ASN:O	3:BK:258:VAL:HA	1.81	0.80
2:AN:255:ARG:CD	3:BP:65:THR:OG1	2.29	0.80
3:BM:268:VAL:CG1	3:BN:266:SER:HA	2.12	0.80
3:BL:268:VAL:HG11	3:BL:280:GLN:HE22	1.46	0.80
4:BX:48:VAL:HB	4:BX:419:VAL:CG1	2.10	0.80
3:BL:69:ASN:CG	4:BX:507:ALA:HA	2.02	0.80
4:BX:516:GLN:HB2	4:BZ:572:ALA:HA	1.64	0.80
3:BJ:229:VAL:HG11	3:BJ:235:HIS:ND1	1.97	0.80
3:BF:258:VAL:CG1	3:BF:259:ALA:N	2.44	0.80
3:BQ:138:ASN:O	3:BQ:258:VAL:HA	1.81	0.80
3:BF:150:LEU:HD21	3:BG:290:LYS:CE	2.10	0.80
3:BJ:129:VAL:O	3:BJ:131:PRO:CD	2.29	0.80
2:AI:171:PRO:HD3	3:BJ:322:PHE:CZ	2.16	0.80
4:BZ:432:VAL:CG1	4:BZ:448:TYR:HB3	2.00	0.80
1:AA:333:VAL:HG11	1:AA:380:LYS:CA	2.09	0.80
3:BH:144:TYR:HE2	3:BH:146:ALA:HB2	1.44	0.80
1:AA:216:GLU:H	1:AA:216:GLU:CD	1.84	0.80
3:BP:53:TYR:HD1	3:BP:322:PHE:CZ	1.99	0.80
3:BG:138:ASN:O	3:BG:258:VAL:HA	1.81	0.80
3:BG:310:MET:CG	3:BG:311:SER:H	1.89	0.80
4:BY:688:GLY:O	4:BY:689:ARG:HB2	1.81	0.80
4:BZ:540:ALA:HB1	4:BZ:544:MET:SD	2.22	0.80
3:BL:229:VAL:HG11	3:BL:235:HIS:ND1	1.97	0.80
3:BI:310:MET:CG	3:BI:311:SER:H	1.93	0.80
3:BK:261:ILE:CD1	3:BK:287:ILE:CD1	2.59	0.80
3:BJ:138:ASN:O	3:BJ:258:VAL:HA	1.81	0.80
3:BQ:191:CYS:CB	3:BQ:244:CYS:HG	1.94	0.80

*Continued on next page...*



*Continued from previous page...*

Atom-1	Atom-2	Interatomic distance (Å)	Clash overlap (Å)
3:BI:255:ARG:CD	3:BI:257:ASN:HD22	1.92	0.80
4:BY:317:THR:OG1	4:BY:356:TRP:CH2	2.34	0.80
2:AC:295:MET:HE1	3:BH:67:TYR:CZ	2.16	0.80
1:AA:204:THR:HG23	1:AA:244:ILE:CD1	2.10	0.80
3:BI:251:LYS:CG	3:BI:252:LEU:H	1.90	0.80
4:BZ:265:MET:O	4:BZ:472:SER:HB2	1.81	0.80
3:BO:153:SER:CA	3:BO:269:LEU:CD1	2.60	0.80
3:BK:251:LYS:CG	3:BK:252:LEU:H	1.90	0.80
1:AB:521:MET:HB2	1:AB:522:PRO:CD	2.11	0.80
1:AA:437:TYR:N	1:AA:438:PRO:HD2	1.96	0.80
1:AB:765:PHE:O	1:AB:766:ILE:HD13	1.81	0.80
3:BO:138:ASN:O	3:BO:258:VAL:HA	1.81	0.80
3:BF:162:GLU:HB3	3:BF:253:GLY:O	1.80	0.80
3:BF:315:ARG:NE	3:BF:317:LEU:HD22	1.96	0.80
4:BX:2:ALA:HB2	4:BX:635:ASP:HA	1.62	0.80
4:BY:674:ARG:HH21	4:BY:745:LEU:HD22	1.45	0.80
4:BY:573:SER:CB	4:BZ:643:THR:HG23	2.12	0.80
4:BY:264:GLU:CB	4:BY:473:LEU:CD2	2.57	0.80
3:BM:174:TYR:CE1	3:BM:198:LEU:CD1	2.64	0.80
3:BF:174:TYR:CE1	3:BF:234:ASN:CB	2.62	0.80
3:BK:144:TYR:HE2	3:BK:146:ALA:HB2	1.45	0.80
3:BK:261:ILE:HD11	3:BK:287:ILE:CG1	2.11	0.80
1:AA:647:LYS:HE3	1:AA:654:ILE:HD13	1.63	0.80
1:AA:647:LYS:HG3	1:AA:654:ILE:HG21	1.63	0.80
4:BY:51:GLY:C	4:BY:423:SER:HB2	2.02	0.80
3:BI:266:SER:HB2	3:BK:268:VAL:H	1.42	0.80
1:AA:570:THR:HG22	1:AA:571:LEU:H	1.47	0.80
4:BY:261:LEU:HD13	4:BY:478:ASP:HB2	1.64	0.80
2:AM:255:ARG:NE	3:BO:65:THR:HG1	1.76	0.80
3:BM:268:VAL:CG2	3:BN:266:SER:CB	2.58	0.80
3:BQ:277:THR:HG22	3:BQ:279:PRO:HD3	1.63	0.80
3:BQ:144:TYR:HE2	3:BQ:146:ALA:HB2	1.44	0.80
3:BK:56:ASN:O	3:BK:57:LEU:HD23	1.81	0.80
3:BL:144:TYR:HE2	3:BL:146:ALA:HB2	1.43	0.80
3:BA:277:THR:HG22	3:BA:279:PRO:HD3	1.63	0.80
3:BA:300:VAL:O	3:BA:303:VAL:CG2	2.30	0.80
3:BN:127:PHE:HD2	3:BN:155:LEU:CD2	1.93	0.80
3:BP:300:VAL:O	3:BP:303:VAL:CG2	2.30	0.80
3:BO:55:ILE:O	3:BO:55:ILE:HG13	1.80	0.80
3:BF:251:LYS:CG	3:BF:252:LEU:H	1.92	0.80
3:BQ:174:TYR:O	3:BQ:174:TYR:CG	2.34	0.80

*Continued on next page...*



*Continued from previous page...*

Atom-1	Atom-2	Interatomic distance (Å)	Clash overlap (Å)
3:BL:121:TYR:HB2	3:BL:127:PHE:HB2	1.63	0.80
3:BF:229:VAL:HG11	3:BF:235:HIS:ND1	1.97	0.80
3:BN:229:VAL:HG11	3:BN:235:HIS:ND1	1.97	0.80
3:BH:229:VAL:HG11	3:BH:235:HIS:ND1	1.97	0.80
3:BQ:121:TYR:HB2	3:BQ:127:PHE:HB2	1.63	0.80
3:BP:313:ARG:CG	3:BP:316:SER:HB2	2.11	0.80
4:BX:600:ASP:O	4:BX:601:VAL:HG22	1.82	0.80
4:BY:566:ASP:HB3	4:BY:570:ASP:OD2	1.81	0.80
4:BZ:624:MET:SD	4:BZ:632:ASN:HB3	2.22	0.80
1:AA:674:VAL:HG11	1:AA:678:ARG:HB2	1.57	0.80
1:AB:422:GLU:HA	1:AB:425:VAL:CG2	2.12	0.80
3:BM:127:PHE:HD2	3:BM:155:LEU:CD2	1.93	0.80
3:BF:191:CYS:CB	3:BF:244:CYS:HG	1.94	0.80
3:BN:268:VAL:CG1	3:BN:268:VAL:O	2.30	0.80
2:AG:246:THR:HG23	3:BJ:67:TYR:CE2	2.17	0.80
1:AB:166:PHE:HE2	1:AB:689:MET:HA	1.47	0.80
3:BQ:73:GLU:O	3:BQ:73:GLU:HG2	1.82	0.80
1:AB:156:PRO:HB2	1:AB:161:ASP:HB3	1.63	0.80
4:BY:482:THR:CB	4:BY:483:PRO:CD	2.59	0.80
3:BP:138:ASN:O	3:BP:258:VAL:HA	1.81	0.80
3:BH:138:ASN:O	3:BH:258:VAL:HA	1.81	0.80
1:AA:317:LEU:HD22	1:AA:652:PHE:CD2	2.17	0.80
1:AB:456:PHE:CZ	1:AB:471:TRP:HZ3	1.97	0.80
1:AA:200:VAL:CG2	1:AA:242:PRO:O	2.30	0.80
1:AB:193:SER:HB2	1:AB:226:ALA:HA	1.64	0.80
3:BK:277:THR:HG22	3:BK:279:PRO:HD3	1.63	0.80
1:AA:447:TYR:OH	1:AA:458:ILE:HG23	1.81	0.80
1:AA:169:LEU:O	1:AA:173:VAL:HG23	1.82	0.80
3:BJ:169:ASP:HB3	3:BJ:173:TYR:CE1	2.17	0.80
3:BL:277:THR:HG22	3:BL:279:PRO:HD3	1.63	0.80
4:BX:734:TYR:CE2	4:BX:761:PRO:CB	2.65	0.80
3:BI:300:VAL:O	3:BI:303:VAL:CG2	2.30	0.80
3:BG:229:VAL:HG11	3:BG:235:HIS:ND1	1.97	0.80
3:BQ:300:VAL:O	3:BQ:303:VAL:CG2	2.30	0.80
3:BF:144:TYR:HE2	3:BF:146:ALA:HB2	1.44	0.80
3:BO:121:TYR:HB2	3:BO:127:PHE:HB2	1.63	0.80
4:BY:540:ALA:HB1	4:BY:544:MET:CE	2.12	0.80
3:BM:300:VAL:O	3:BM:303:VAL:CG2	2.30	0.80
3:BM:138:ASN:O	3:BM:258:VAL:HA	1.81	0.80
3:BN:64:ASP:C	3:BN:65:THR:HG22	2.02	0.80
3:BM:268:VAL:HB	3:BN:266:SER:HB2	1.64	0.80

*Continued on next page...*



*Continued from previous page...*

Atom-1	Atom-2	Interatomic distance (Å)	Clash overlap (Å)
3:BP:307:ILE:HA	3:BP:310:MET:HE3	1.64	0.79
4:BY:264:GLU:HG3	4:BY:473:LEU:HD21	0.80	0.79
3:BF:300:VAL:O	3:BF:303:VAL:CG2	2.30	0.79
3:BK:300:VAL:O	3:BK:303:VAL:CG2	2.30	0.79
1:AA:658:PRO:HB2	1:AA:660:ASP:OD1	1.82	0.79
3:BA:121:TYR:HB2	3:BA:127:PHE:HB2	1.63	0.79
3:BA:138:ASN:O	3:BA:258:VAL:HA	1.81	0.79
3:BL:267:ASP:H	3:BN:268:VAL:HB	1.46	0.79
3:BL:266:SER:CA	3:BN:268:VAL:HG12	2.11	0.79
4:BY:572:ALA:CB	4:BZ:516:GLN:HB2	2.11	0.79
3:BP:105:LEU:O	3:BP:108:THR:CG2	2.24	0.79
4:BZ:620:ARG:NH1	4:BZ:686:THR:HG21	1.97	0.79
3:BJ:59:ILE:HD11	3:BL:53:TYR:CD2	2.18	0.79
3:BI:121:TYR:CB	3:BI:127:PHE:CD1	2.65	0.79
3:BI:164:LEU:CD1	3:BI:322:PHE:CD2	2.65	0.79
3:BJ:125:ALA:HB3	3:BJ:223:LYS:HD3	1.65	0.79
1:AA:452:PRO:HG2	1:AB:521:MET:C	2.02	0.79
3:BO:315:ARG:NH1	3:BO:323:TYR:HD2	1.78	0.79
3:BI:229:VAL:HG11	3:BI:235:HIS:ND1	1.97	0.79
2:AC:364:GLY:HA3	4:BY:733:ASN:CG	2.03	0.79
3:BL:300:VAL:O	3:BL:303:VAL:CG2	2.30	0.79
4:BY:612:THR:O	4:BY:615:ILE:HG22	1.81	0.79
4:BX:716:PRO:HD2	4:BY:750:ARG:HH21	1.45	0.79
4:BZ:617:ARG:HA	4:BZ:620:ARG:HE	1.47	0.79
3:BF:127:PHE:HD2	3:BF:155:LEU:CD2	1.93	0.79
1:AB:283:ASN:HD21	1:AB:868:ALA:HA	1.47	0.79
1:AB:283:ASN:ND2	1:AB:868:ALA:HA	1.96	0.79
3:BG:162:GLU:HB3	3:BG:253:GLY:O	1.81	0.79
1:AB:224:PHE:O	1:AB:228:MET:HG2	1.81	0.79
3:BO:126:SER:O	3:BO:129:VAL:HG23	1.83	0.79
3:BM:277:THR:HG22	3:BM:279:PRO:HD3	1.63	0.79
1:AB:366:PHE:C	1:AB:368:THR:H	1.84	0.79
3:BN:277:THR:HG22	3:BN:279:PRO:HD3	1.63	0.79
3:BG:277:THR:HG22	3:BG:279:PRO:HD3	1.63	0.79
3:BN:162:GLU:CB	3:BN:253:GLY:O	2.30	0.79
3:BO:300:VAL:O	3:BO:303:VAL:CG2	2.30	0.79
2:AC:239:ASN:HA	3:BG:67:TYR:CE2	2.13	0.79
3:BM:229:VAL:HG11	3:BM:235:HIS:ND1	1.97	0.79
3:BK:229:VAL:HG11	3:BK:235:HIS:ND1	1.97	0.79
3:BH:300:VAL:O	3:BH:303:VAL:CG2	2.30	0.79
2:AD:171:PRO:CB	3:BH:312:LYS:HD2	2.13	0.79

*Continued on next page...*



*Continued from previous page...*

Atom-1	Atom-2	Interatomic distance (Å)	Clash overlap (Å)
3:BO:289:TRP:O	3:BQ:150:LEU:CD2	2.27	0.79
1:AB:306:ASP:C	1:AB:308:LEU:H	1.86	0.79
4:BZ:23:GLN:O	4:BZ:27:SER:HB2	1.83	0.79
2:AD:76:ASN:H	2:AL:76:ASN:HB2	1.47	0.79
3:BN:121:TYR:HB2	3:BN:127:PHE:HB2	1.63	0.79
4:BX:473:LEU:CD2	4:BY:262:TRP:CE2	2.56	0.79
1:AB:405:ILE:HG22	1:AB:536:LEU:HD11	1.63	0.79
3:BI:121:TYR:HB2	3:BI:127:PHE:HB2	1.64	0.79
4:BY:50:TRP:H	4:BY:421:LEU:HD11	1.44	0.79
2:AC:299:ASN:OD1	3:BH:71:THR:CB	2.29	0.79
3:BP:277:THR:HG22	3:BP:279:PRO:HD3	1.63	0.79
2:AF:57:ARG:NH1	2:AF:94:ASN:HD21	1.79	0.79
4:BY:2:ALA:CB	4:BY:635:ASP:HA	2.12	0.79
3:BJ:105:LEU:O	3:BJ:108:THR:CG2	2.23	0.79
4:BY:50:TRP:HB2	4:BY:356:TRP:CB	2.13	0.79
3:BJ:272:THR:HG21	3:BJ:277:THR:CG2	2.13	0.79
3:BP:73:GLU:HG2	3:BP:73:GLU:O	1.81	0.79
3:BA:144:TYR:HE2	3:BA:146:ALA:HB2	1.46	0.79
2:AD:310:ASN:HB2	3:BH:180:GLU:OE2	1.83	0.79
3:BG:160:LEU:HD23	3:BG:258:VAL:HG13	1.65	0.79
1:AB:415:PRO:HG2	1:AB:480:PHE:HD1	1.47	0.79
3:BI:121:TYR:CB	3:BI:127:PHE:HD1	1.94	0.79
3:BQ:125:ALA:HB3	3:BQ:223:LYS:HD3	1.64	0.79
3:BJ:129:VAL:O	3:BJ:131:PRO:HD3	1.82	0.79
1:AA:126:PHE:CE2	1:AA:150:LEU:CD1	2.65	0.79
1:AA:570:THR:O	1:AA:571:LEU:HD23	1.83	0.79
1:AA:721:VAL:CG1	1:AA:722:ASN:H	1.88	0.79
4:BX:71:PRO:O	4:BX:72:THR:CG2	2.31	0.79
3:BO:277:THR:HG22	3:BO:279:PRO:HD3	1.63	0.79
3:BL:172:LEU:HB2	3:BL:173:TYR:CD1	2.17	0.79
4:BZ:506:ASN:OD1	4:BZ:775:ARG:HG3	1.83	0.79
4:BY:485:THR:CG2	4:BY:485:THR:O	2.31	0.79
3:BG:121:TYR:HB2	3:BG:127:PHE:HB2	1.63	0.79
1:AB:869:VAL:CG1	1:AB:873:ASN:HA	2.13	0.79
1:AB:507:MET:HB3	2:AJ:69:THR:HB	1.63	0.79
1:AA:122:LEU:HD21	1:AA:200:VAL:HG12	1.64	0.79
4:BZ:269:ARG:O	4:BZ:270:ASP:C	2.21	0.79
2:AK:238:ILE:HG23	3:BN:63:MET:HE3	1.64	0.79
3:BN:144:TYR:HE2	3:BN:146:ALA:HB2	1.44	0.79
3:BO:125:ALA:HB1	3:BO:223:LYS:CG	2.12	0.79
4:BY:274:ARG:NH2	4:BY:305:TYR:HD1	1.80	0.79

*Continued on next page...*



*Continued from previous page...*

Atom-1	Atom-2	Interatomic distance (Å)	Clash overlap (Å)
2:AK:142:GLN:OE1	2:AL:145:ARG:CZ	2.30	0.79
3:BA:173:TYR:CE2	3:BQ:113:THR:HB	2.18	0.79
2:AM:23:LEU:HD23	2:AM:24:TYR:N	1.98	0.79
3:BO:55:ILE:CG2	3:BO:322:PHE:N	2.46	0.79
3:BH:160:LEU:HD23	3:BH:258:VAL:HG13	1.65	0.79
1:AB:466:PHE:HE1	2:AH:80:THR:HG22	1.45	0.79
3:BM:129:VAL:C	3:BM:131:PRO:HD3	2.02	0.79
3:BJ:55:ILE:HG22	3:BJ:56:ASN:H	1.46	0.79
2:AH:76:ASN:HB2	2:AJ:76:ASN:HB2	1.62	0.79
3:BI:144:TYR:HE2	3:BI:146:ALA:HB2	1.44	0.79
3:BP:76:PHE:CE2	3:BP:110:GLY:HA3	2.18	0.79
3:BA:229:VAL:HG11	3:BA:235:HIS:ND1	1.97	0.79
4:BX:679:ASP:HB3	4:BX:695:VAL:HG12	1.64	0.79
4:BZ:612:THR:O	4:BZ:615:ILE:HG22	1.83	0.79
4:BZ:616:SER:O	4:BZ:620:ARG:HG2	1.83	0.79
3:BF:121:TYR:HB2	3:BF:127:PHE:HB2	1.63	0.79
1:AA:474:PHE:HD1	2:AG:69:THR:HG23	1.47	0.79
3:BI:132:GLN:HB3	3:BI:319:SER:HB3	1.64	0.79
4:BY:47:PRO:CB	4:BY:419:VAL:CG1	2.43	0.79
3:BA:125:ALA:HB3	3:BA:223:LYS:HD3	1.64	0.79
3:BA:160:LEU:HD23	3:BA:258:VAL:HG13	1.65	0.79
1:AA:726:ASN:O	1:AA:727:LEU:HG	1.82	0.79
1:AA:521:MET:HE2	1:AA:521:MET:HA	1.65	0.79
3:BJ:172:LEU:HB2	3:BJ:173:TYR:CZ	2.18	0.79
2:AO:27:VAL:O	2:AO:31:ILE:HG12	1.82	0.79
3:BQ:165:CYS:HB3	3:BQ:247:ARG:CG	2.12	0.78
3:BG:116:VAL:CG1	3:BG:117:TYR:H	1.95	0.78
3:BL:127:PHE:HD2	3:BL:155:LEU:CD2	1.93	0.78
4:BY:518:ILE:HD11	4:BY:756:ILE:CD1	2.13	0.78
3:BJ:300:VAL:O	3:BJ:303:VAL:CG2	2.30	0.78
4:BX:407:ALA:HB3	4:BX:427:ARG:HG2	1.63	0.78
4:BY:474:VAL:HG12	4:BY:476:SER:H	1.47	0.78
1:AB:511:MET:HE3	2:AJ:70:LEU:CD2	2.12	0.78
3:BO:153:SER:HA	3:BO:269:LEU:CD1	2.13	0.78
3:BM:268:VAL:CB	3:BN:266:SER:HA	2.13	0.78
3:BI:277:THR:HG22	3:BI:279:PRO:HD3	1.63	0.78
2:AE:163:SER:HB2	3:BF:62:SER:HA	1.65	0.78
1:AB:265:LEU:HB3	1:AB:296:ALA:HB1	1.65	0.78
3:BF:199:ASN:HA	4:BY:494:LEU:CD2	2.13	0.78
3:BN:300:VAL:O	3:BN:303:VAL:CG2	2.30	0.78
3:BG:300:VAL:O	3:BG:303:VAL:CG2	2.30	0.78

*Continued on next page...*



*Continued from previous page...*

Atom-1	Atom-2	Interatomic distance (Å)	Clash overlap (Å)
4:BX:612:THR:O	4:BX:615:ILE:HG22	1.83	0.78
2:AE:289:ARG:HH12	4:BY:689:ARG:HD3	1.48	0.78
1:AA:661:GLN:NE2	1:AB:348:LYS:NZ	2.31	0.78
2:AG:23:LEU:HD23	2:AG:24:TYR:N	1.98	0.78
3:BL:126:SER:CA	3:BL:223:LYS:HZ1	1.92	0.78
2:AJ:23:LEU:HD23	2:AJ:24:TYR:N	1.98	0.78
2:AJ:24:TYR:HB2	2:AJ:70:LEU:O	1.82	0.78
2:AH:38:ILE:HD12	2:AH:65:LEU:CD2	2.12	0.78
2:AG:255:ARG:CZ	3:BK:65:THR:OG1	2.31	0.78
2:AH:241:ALA:HB2	3:BK:59:ILE:HG21	1.65	0.78
3:BM:144:TYR:HB3	3:BM:264:GLY:HA3	1.65	0.78
3:BM:144:TYR:CB	3:BM:264:GLY:HA3	2.12	0.78
1:AB:701:GLN:HA	1:AB:761:GLY:O	1.82	0.78
3:BJ:164:LEU:HD21	3:BL:315:ARG:HH21	1.49	0.78
2:AJ:241:ALA:CB	3:BM:59:ILE:HG21	2.13	0.78
1:AA:755:GLN:O	1:AA:757:VAL:HG23	1.83	0.78
3:BP:314:SER:CB	3:BP:315:ARG:HH11	1.91	0.78
4:BZ:677:ASN:HD22	4:BZ:711:LEU:CD1	1.97	0.78
4:BX:262:TRP:CH2	4:BX:367:TYR:CD2	2.71	0.78
1:AA:259:HIS:NE2	1:AA:677:ARG:CG	2.42	0.78
2:AG:241:ALA:CB	3:BJ:59:ILE:CG2	2.36	0.78
3:BI:160:LEU:HD23	3:BI:258:VAL:HG13	1.65	0.78
1:AB:457:GLN:HG2	1:AB:476:ASN:CG	2.04	0.78
1:AB:111:ILE:HG12	1:AB:650:GLN:OE1	1.84	0.78
4:BY:463:GLU:HG3	4:BY:464:VAL:H	1.48	0.78
1:AA:265:LEU:CD2	1:AA:292:LEU:CD1	2.62	0.78
4:BX:483:PRO:O	4:BX:484:ILE:CG1	2.31	0.78
3:BO:127:PHE:HD2	3:BO:155:LEU:CD2	1.93	0.78
3:BO:229:VAL:HG11	3:BO:235:HIS:ND1	1.97	0.78
4:BX:760:ASN:N	4:BX:761:PRO:CD	2.46	0.78
4:BY:581:ILE:HA	4:BY:597:GLN:CG	2.13	0.78
4:BZ:518:ILE:HD11	4:BZ:756:ILE:CD1	2.12	0.78
3:BQ:310:MET:CG	3:BQ:311:SER:H	1.94	0.78
1:AB:440:PHE:CE1	2:AH:68:THR:CB	2.66	0.78
3:BH:267:ASP:C	3:BH:268:VAL:HG23	2.03	0.78
4:BX:66:ASP:CB	4:BX:286:GLY:CA	2.61	0.78
1:AA:503:VAL:HG22	1:AA:547:THR:HG21	1.65	0.78
1:AB:305:GLN:HG3	1:AB:489:LEU:HD22	1.66	0.78
3:BK:168:MET:HE1	3:BK:175:TYR:CE1	2.19	0.78
3:BN:256:GLU:CG	3:BN:314:SER:OG	2.31	0.78
3:BN:326:ILE:HD13	3:BP:134:TYR:O	1.84	0.78

*Continued on next page...*



*Continued from previous page...*

Atom-1	Atom-2	Interatomic distance (Å)	Clash overlap (Å)
3:BP:160:LEU:HD23	3:BP:258:VAL:HG13	1.65	0.78
3:BF:125:ALA:HB3	3:BF:223:LYS:HD3	1.64	0.78
3:BH:127:PHE:HD2	3:BH:155:LEU:CD2	1.93	0.78
3:BH:153:SER:HA	3:BH:269:LEU:HD21	1.64	0.78
3:BP:266:SER:HA	3:BP:286:ARG:HH22	1.49	0.78
1:AB:91:LEU:HD11	1:AB:571:LEU:HD21	1.64	0.78
1:AA:178:PRO:HG2	1:AA:256:PHE:HD2	1.48	0.78
3:BM:268:VAL:HB	3:BN:266:SER:CB	2.14	0.78
4:BZ:272:THR:CG2	4:BZ:305:TYR:CD1	2.67	0.78
4:BY:581:ILE:HA	4:BY:597:GLN:HG2	1.66	0.78
1:AB:492:VAL:CG1	1:AB:565:MET:SD	2.68	0.78
3:BA:129:VAL:C	3:BA:131:PRO:CD	2.52	0.78
3:BF:172:LEU:CD2	4:BZ:466:GLY:CA	2.61	0.78
2:AH:35:ASN:CA	2:AH:65:LEU:CD2	2.62	0.78
3:BI:144:TYR:C	3:BI:144:TYR:HD2	1.86	0.78
4:BY:352:TYR:HA	4:BY:426:PHE:O	1.83	0.78
3:BL:270:ASP:C	3:BL:272:THR:N	2.35	0.78
2:AG:19:VAL:O	2:AG:73:LEU:HD12	1.83	0.78
3:BN:57:LEU:HB3	3:BP:56:ASN:ND2	1.98	0.78
4:BX:262:TRP:HB2	4:BX:473:LEU:HD21	1.65	0.78
1:AA:659:ASP:O	1:AA:662:MET:HB2	1.84	0.78
1:AB:508:GLU:C	1:AB:512:GLN:HE21	1.87	0.78
2:AH:35:ASN:HB3	2:AH:65:LEU:HD13	1.66	0.78
1:AB:117:LYS:C	1:AB:118:LYS:O	2.16	0.78
4:BX:33:VAL:HG22	4:BX:33:VAL:O	1.83	0.78
3:BP:96:ASN:HD22	4:BX:39:PRO:CB	1.97	0.78
1:AA:666:ARG:HG3	1:AA:667:ASP:N	1.98	0.78
1:AB:454:THR:HG22	1:AB:455:PRO:HD2	1.66	0.78
1:AA:245:LEU:HB3	1:AA:249:ASP:HB2	1.65	0.78
3:BL:55:ILE:CG2	3:BL:55:ILE:O	2.29	0.78
3:BG:59:ILE:HG22	3:BG:60:THR:H	1.47	0.78
1:AA:131:LEU:HD12	1:AA:132:PRO:HD2	1.66	0.78
3:BL:149:GLN:NE2	3:BL:269:LEU:HD21	1.97	0.78
1:AB:750:MET:HE2	1:AB:750:MET:HA	1.64	0.78
4:BY:263:LYS:CB	4:BY:477:ASN:CB	2.61	0.78
3:BP:168:MET:CE	3:BP:175:TYR:CZ	2.66	0.78
3:BJ:53:TYR:HB3	3:BL:55:ILE:CG1	2.13	0.78
2:AC:168:ARG:HA	3:BO:52:ASN:N	1.97	0.78
1:AB:791:LYS:O	1:AB:792:VAL:HG22	1.84	0.78
2:AM:313:PRO:CD	3:BQ:279:PRO:CB	2.62	0.78
3:BN:78:THR:O	3:BN:78:THR:HG22	1.84	0.78

*Continued on next page...*



*Continued from previous page...*

Atom-1	Atom-2	Interatomic distance (Å)	Clash overlap (Å)
2:AE:57:ARG:HH11	2:AE:94:ASN:HD21	1.31	0.78
3:BP:257:ASN:HD21	3:BP:313:ARG:NE	1.81	0.78
4:BX:643:THR:HG23	4:BZ:573:SER:OG	1.82	0.78
1:AB:282:VAL:HG13	1:AB:283:ASN:H	1.48	0.78
3:BF:268:VAL:O	3:BF:269:LEU:HD23	1.84	0.78
2:AI:170:GLN:HB2	3:BJ:322:PHE:CZ	2.17	0.78
3:BF:288:ASN:OD1	3:BH:150:LEU:HD13	1.84	0.78
1:AA:697:ASP:C	1:AA:699:ILE:H	1.87	0.78
2:AK:239:ASN:HD22	3:BN:65:THR:HA	1.47	0.78
1:AA:371:ASN:HB3	1:AA:583:SER:HB2	1.66	0.78
3:BQ:267:ASP:OD1	3:BQ:286:ARG:HD2	1.84	0.78
2:AI:255:ARG:HD3	3:BM:65:THR:OG1	1.83	0.78
3:BK:168:MET:CE	3:BK:175:TYR:CD1	2.67	0.78
1:AA:194:ARG:HH11	1:AA:229:ARG:HG2	1.49	0.78
4:BY:29:LYS:HE2	4:BZ:25:ILE:O	1.84	0.78
4:BX:35:ILE:CD1	4:BY:483:PRO:HA	2.14	0.77
4:BY:40:PHE:HD2	4:BY:259:THR:CG2	1.95	0.77
3:BP:60:THR:CG2	3:BP:62:SER:H	1.95	0.77
3:BL:109:LYS:CE	4:BX:496:ARG:NH2	2.47	0.77
4:BX:649:THR:HB	4:BX:650:GLN:HE22	1.47	0.77
2:AM:241:ALA:HB3	3:BQ:59:ILE:HD13	1.65	0.77
4:BX:66:ASP:CG	4:BX:286:GLY:HA2	2.03	0.77
3:BO:64:ASP:C	3:BO:65:THR:HG22	2.03	0.77
3:BQ:266:SER:HA	3:BQ:286:ARG:HH22	1.49	0.77
3:BM:168:MET:CE	3:BM:175:TYR:CD1	2.68	0.77
3:BO:266:SER:HA	3:BO:286:ARG:HH22	1.49	0.77
2:AE:313:PRO:HD2	3:BF:279:PRO:HB3	1.64	0.77
2:AD:23:LEU:HD23	2:AD:24:TYR:N	1.98	0.77
4:BZ:272:THR:CG2	4:BZ:305:TYR:CG	2.67	0.77
1:AB:119:GLN:HE21	1:AB:181:LEU:HD11	1.49	0.77
1:AA:265:LEU:HD21	1:AA:292:LEU:CD1	2.13	0.77
3:BP:127:PHE:HD2	3:BP:155:LEU:CD2	1.93	0.77
3:BP:322:PHE:O	3:BP:323:TYR:CD1	2.37	0.77
2:AE:269:ILE:HG22	4:BY:728:LYS:CE	2.14	0.77
3:BJ:127:PHE:HD2	3:BJ:155:LEU:CD2	1.93	0.77
4:BZ:269:ARG:C	4:BZ:270:ASP:O	2.16	0.77
2:AH:69:THR:O	2:AH:70:LEU:CG	2.27	0.77
3:BP:317:LEU:CG	3:BP:318:ASN:H	1.97	0.77
3:BO:285:MET:HA	3:BO:285:MET:HE2	1.64	0.77
3:BO:285:MET:SD	3:BQ:275:PRO:O	2.42	0.77
4:BY:27:SER:HB3	4:BZ:350:TYR:CE2	2.19	0.77

*Continued on next page...*



*Continued from previous page...*

Atom-1	Atom-2	Interatomic distance (Å)	Clash overlap (Å)
4:BX:681:VAL:HB	4:BX:693:TYR:CD1	2.19	0.77
3:BO:208:LEU:HD12	4:BY:480:TYR:CE1	2.20	0.77
3:BP:76:PHE:CD2	3:BP:110:GLY:HA3	2.19	0.77
3:BO:55:ILE:CD1	3:BO:322:PHE:CD2	2.65	0.77
4:BY:9:LEU:HD22	4:BY:549:MET:HE3	1.67	0.77
3:BH:153:SER:OG	3:BH:269:LEU:CD1	2.30	0.77
2:AH:255:ARG:CD	3:BI:65:THR:OG1	2.31	0.77
2:AH:57:ARG:HH11	2:AH:94:ASN:HD21	1.31	0.77
2:AE:272:THR:HG23	4:BY:729:ASN:OD1	1.85	0.77
4:BY:715:SER:HB3	4:BY:716:PRO:HD2	1.65	0.77
4:BZ:688:GLY:O	4:BZ:689:ARG:HB2	1.82	0.77
1:AA:661:GLN:HE21	1:AB:348:LYS:HZ3	1.30	0.77
1:AB:459:ALA:O	1:AB:463:ILE:HG13	1.84	0.77
3:BI:128:SER:OG	3:BI:224:LEU:HD22	1.85	0.77
3:BP:191:CYS:CB	3:BP:244:CYS:HG	1.96	0.77
3:BL:129:VAL:HG22	3:BL:223:LYS:O	1.85	0.77
3:BJ:55:ILE:HG22	3:BJ:56:ASN:N	1.98	0.77
3:BG:59:ILE:CG2	3:BG:60:THR:H	1.97	0.77
2:AH:241:ALA:HB1	3:BK:59:ILE:HG21	1.65	0.77
1:AA:154:THR:O	1:AA:155:LEU:O	2.01	0.77
4:BX:37:LEU:CD1	4:BY:40:PHE:HE1	1.98	0.77
4:BX:554:LYS:HG2	4:BX:554:LYS:O	1.85	0.77
3:BK:129:VAL:C	3:BK:131:PRO:HD3	2.04	0.77
1:AA:482:GLN:OE1	1:AA:493:LEU:HD22	1.84	0.77
1:AB:482:GLN:CG	1:AB:493:LEU:CD2	2.46	0.77
3:BM:160:LEU:HD23	3:BM:258:VAL:HG13	1.65	0.77
4:BY:355:TYR:CE2	4:BY:424:LEU:CD1	2.67	0.77
3:BF:149:GLN:HE21	3:BF:269:LEU:HD22	1.49	0.77
3:BI:286:ARG:NH1	3:BK:268:VAL:HG12	1.98	0.77
2:AF:163:SER:OG	3:BI:62:SER:N	2.18	0.77
3:BG:162:GLU:CB	3:BG:253:GLY:O	2.32	0.77
1:AA:506:LEU:CD2	1:AA:544:VAL:HA	2.12	0.77
4:BX:354:ASP:HB3	4:BX:423:SER:OG	1.83	0.77
3:BN:175:TYR:HE1	3:BN:237:LEU:HB2	1.50	0.77
3:BP:315:ARG:N	3:BP:315:ARG:HD3	2.00	0.77
3:BO:174:TYR:CE1	3:BO:198:LEU:HD12	2.20	0.77
3:BP:96:ASN:HB2	4:BX:39:PRO:HB2	1.65	0.77
1:AA:619:ASN:OD1	1:AA:675:GLU:HG3	1.84	0.77
1:AA:320:THR:CG2	1:AA:651:ILE:CG2	2.60	0.77
3:BJ:128:SER:CB	3:BJ:155:LEU:CD1	2.53	0.77
4:BY:49:ASN:CB	4:BY:421:LEU:HD12	2.15	0.77

*Continued on next page...*



*Continued from previous page...*

Atom-1	Atom-2	Interatomic distance (Å)	Clash overlap (Å)
3:BQ:130:ASP:O	3:BQ:132:GLN:HG2	1.83	0.77
3:BF:289:TRP:O	3:BH:150:LEU:CD2	2.27	0.77
1:AA:771:VAL:HG13	1:AA:772:ILE:H	1.47	0.77
1:AB:743:ASP:CB	1:AB:790:ARG:NH1	2.47	0.77
1:AB:825:VAL:HG12	1:AB:826:TYR:N	1.99	0.77
1:AB:700:ALA:HB2	1:AB:827:LYS:HB2	1.67	0.77
3:BP:268:VAL:CG1	3:BQ:286:ARG:NH1	2.48	0.77
3:BM:168:MET:HE1	3:BM:175:TYR:CE1	2.20	0.77
1:AB:204:THR:CG2	1:AB:244:ILE:HG22	2.15	0.77
3:BG:318:ASN:OD1	3:BG:318:ASN:N	2.15	0.77
3:BO:55:ILE:CG2	3:BO:322:PHE:HB3	2.14	0.77
3:BK:310:MET:O	3:BK:311:SER:HB2	1.82	0.77
3:BJ:160:LEU:HD23	3:BJ:258:VAL:HG13	1.65	0.77
3:BP:123:ASP:OD1	3:BP:126:SER:HB3	1.85	0.77
3:BJ:266:SER:HA	3:BJ:286:ARG:HH22	1.49	0.77
3:BP:144:TYR:HD2	3:BP:144:TYR:C	1.89	0.77
3:BH:144:TYR:C	3:BH:144:TYR:HD2	1.88	0.77
2:AD:313:PRO:HD2	3:BH:279:PRO:CB	2.15	0.77
4:BZ:441:ARG:N	4:BZ:441:ARG:HD3	1.99	0.77
2:AE:269:ILE:CD1	4:BY:725:LYS:NZ	2.48	0.77
4:BZ:695:VAL:CG1	4:BZ:696:GLU:H	1.96	0.77
2:AK:145:ARG:HD2	2:AL:142:GLN:C	2.05	0.77
3:BP:174:TYR:CE1	3:BP:198:LEU:HD12	2.20	0.77
1:AA:639:LYS:O	1:AA:643:GLU:HG3	1.84	0.77
4:BY:355:TYR:CD1	4:BY:357:ASP:OD1	2.38	0.77
3:BM:268:VAL:HG23	3:BN:266:SER:HB2	1.65	0.77
1:AB:119:GLN:NE2	1:AB:181:LEU:HD11	2.00	0.77
1:AB:594:ILE:HD12	1:AB:594:ILE:O	1.85	0.77
3:BL:88:GLU:OE1	3:BL:143:LYS:HE3	1.85	0.77
3:BQ:229:VAL:HG11	3:BQ:235:HIS:ND1	1.97	0.77
1:AB:540:LEU:O	1:AB:544:VAL:HG23	1.85	0.77
3:BH:266:SER:HA	3:BH:286:ARG:HH22	1.50	0.77
3:BK:54:GLY:O	3:BK:55:ILE:CG2	2.32	0.77
3:BL:170:ILE:CG2	3:BL:237:LEU:O	2.32	0.77
3:BL:199:ASN:HB3	3:BL:205:ILE:HD11	1.65	0.77
1:AB:658:PRO:HB2	1:AB:661:GLN:HG2	1.67	0.77
4:BX:34:THR:CB	4:BY:484:ILE:HD12	2.14	0.76
3:BQ:174:TYR:CE1	3:BQ:198:LEU:HD12	2.20	0.76
3:BF:258:VAL:HG12	3:BF:259:ALA:N	1.99	0.76
3:BJ:52:ASN:O	3:BL:55:ILE:CG2	2.28	0.76
1:AB:170:TYR:HE1	1:AB:681:ILE:HG23	1.49	0.76

*Continued on next page...*



*Continued from previous page...*

Atom-1	Atom-2	Interatomic distance (Å)	Clash overlap (Å)
3:BO:272:THR:HG21	3:BO:277:THR:CG2	2.15	0.76
4:BY:492:GLN:O	4:BY:492:GLN:HG2	1.85	0.76
2:AE:203:ALA:HA	4:BY:775:ARG:CZ	2.15	0.76
3:BO:315:ARG:NH1	3:BO:323:TYR:CE2	2.51	0.76
3:BG:73:GLU:O	3:BG:73:GLU:HG2	1.84	0.76
4:BX:652:SER:HB2	4:BX:653:PRO:HD2	1.67	0.76
3:BI:310:MET:O	3:BI:311:SER:CB	2.34	0.76
3:BM:307:ILE:HA	3:BM:310:MET:HE3	1.64	0.76
3:BI:128:SER:CB	3:BI:155:LEU:CD1	2.57	0.76
3:BG:125:ALA:CB	3:BG:223:LYS:CD	2.53	0.76
3:BI:268:VAL:HG11	3:BJ:286:ARG:NH1	2.00	0.76
1:AA:428:GLN:NE2	1:AA:455:PRO:HB2	2.00	0.76
1:AA:105:LEU:HD13	1:AA:327:ILE:HG22	1.65	0.76
3:BA:266:SER:HA	3:BA:286:ARG:HH22	1.50	0.76
2:AL:241:ALA:CB	3:BP:59:ILE:CG2	2.63	0.76
4:BX:689:ARG:HB3	4:BX:691:PHE:HE1	1.49	0.76
4:BY:618:ARG:HH11	4:BY:618:ARG:HG2	1.49	0.76
4:BZ:620:ARG:HH11	4:BZ:686:THR:HG21	1.48	0.76
1:AA:250:HIS:CD2	1:AA:840:HIS:HB2	2.21	0.76
1:AA:498:ARG:HB3	1:AA:505:GLN:HE22	1.48	0.76
2:AI:310:ASN:HB2	3:BL:180:GLU:OE2	1.86	0.76
4:BX:518:ILE:HD11	4:BX:756:ILE:CD1	2.13	0.76
3:BI:165:CYS:HA	3:BI:248:ASN:O	1.85	0.76
3:BJ:52:ASN:HD22	3:BL:58:PRO:CA	1.98	0.76
3:BN:268:VAL:HG12	3:BN:268:VAL:O	1.85	0.76
2:AC:150:PHE:HB2	2:AC:152:PHE:HE1	1.49	0.76
2:AD:70:LEU:HD12	2:AD:71:LEU:H	1.49	0.76
4:BX:264:GLU:O	4:BY:255:VAL:HG13	1.85	0.76
3:BG:307:ILE:HD13	3:BG:310:MET:HE3	1.68	0.76
4:BX:19:SER:HB2	4:BZ:18:LEU:HD22	1.68	0.76
4:BX:498:LEU:HA	4:BX:501:LEU:HD12	1.67	0.76
2:AE:262:GLU:CB	4:BY:725:LYS:NZ	2.48	0.76
4:BZ:1:MET:HA	4:BZ:524:PRO:HA	1.67	0.76
4:BZ:540:ALA:C	4:BZ:544:MET:HB2	2.06	0.76
3:BK:160:LEU:HD23	3:BK:258:VAL:HG13	1.65	0.76
3:BA:191:CYS:CB	3:BA:244:CYS:SG	2.64	0.76
1:AB:440:PHE:HE1	2:AH:68:THR:OG1	1.67	0.76
1:AA:264:PRO:O	1:AA:298:TYR:HD2	1.67	0.76
3:BO:129:VAL:O	3:BO:131:PRO:HD2	1.86	0.76
2:AC:38:ILE:HG22	2:AC:42:ASN:ND2	1.99	0.76
2:AF:38:ILE:HG22	2:AF:42:ASN:ND2	1.99	0.76

*Continued on next page...*



*Continued from previous page...*

Atom-1	Atom-2	Interatomic distance (Å)	Clash overlap (Å)
1:AB:218:GLU:HG3	1:AB:221:VAL:HG23	1.66	0.76
2:AN:57:ARG:HH11	2:AN:94:ASN:HD21	1.31	0.76
4:BX:483:PRO:C	4:BX:484:ILE:HG13	2.05	0.76
3:BN:324:TYR:O	3:BN:325:ARG:C	2.22	0.76
2:AC:357:VAL:CG2	4:BY:734:TYR:CA	2.44	0.76
2:AL:359:PRO:HA	4:BX:701:ILE:HG12	1.67	0.76
1:AA:124:ARG:HD2	1:AA:203:GLU:OE1	1.85	0.76
2:AC:163:SER:HG	3:BG:61:GLY:C	1.88	0.76
2:AC:163:SER:HG	3:BG:62:SER:HA	1.49	0.76
1:AB:743:ASP:HB2	1:AB:790:ARG:NH1	2.01	0.76
3:BH:293:TRP:CE3	3:BH:297:TYR:CE1	2.74	0.76
2:AG:310:ASN:CB	3:BJ:180:GLU:OE1	2.33	0.76
4:BX:583:SER:HB3	4:BX:593:ASP:CB	2.14	0.76
4:BZ:695:VAL:CG1	4:BZ:696:GLU:N	2.49	0.76
3:BO:290:LYS:CG	3:BQ:150:LEU:HD21	2.15	0.76
3:BL:289:TRP:O	3:BN:150:LEU:CD2	2.27	0.76
2:AL:23:LEU:HD23	2:AL:71:LEU:O	1.85	0.76
1:AA:503:VAL:CG1	1:AA:506:LEU:HB2	2.16	0.76
3:BJ:143:LYS:HE2	3:BJ:289:TRP:CZ3	2.21	0.76
2:AL:150:PHE:HB2	2:AL:152:PHE:HE1	1.50	0.76
4:BY:69:TYR:CD2	4:BY:332:SER:O	2.39	0.76
3:BF:293:TRP:CE3	3:BF:297:TYR:CE1	2.74	0.76
3:BJ:293:TRP:CE3	3:BJ:297:TYR:CE1	2.74	0.76
3:BO:160:LEU:HD23	3:BO:258:VAL:HG13	1.65	0.76
2:AN:258:ASN:OD1	4:BX:582:ARG:CB	2.34	0.76
1:AA:654:ILE:CG1	1:AA:655:SER:H	1.97	0.76
4:BX:407:ALA:HB1	4:BX:427:ARG:HE	1.51	0.76
3:BJ:52:ASN:HB3	3:BJ:57:LEU:HD11	1.68	0.76
2:AH:64:GLY:O	2:AH:65:LEU:HD23	1.86	0.76
4:BZ:272:THR:HG22	4:BZ:305:TYR:CD1	2.19	0.76
1:AB:371:ASN:HD22	1:AB:583:SER:HB3	1.50	0.76
3:BG:293:TRP:CE3	3:BG:297:TYR:CE1	2.74	0.76
3:BQ:293:TRP:CE3	3:BQ:297:TYR:CE1	2.74	0.76
3:BP:313:ARG:CG	3:BP:316:SER:CB	2.64	0.76
4:BY:677:ASN:HD22	4:BY:711:LEU:CD1	1.99	0.76
3:BF:307:ILE:HD13	3:BF:310:MET:HE3	1.68	0.76
3:BH:285:MET:HE3	3:BH:306:ILE:HG23	1.67	0.76
3:BQ:160:LEU:HD23	3:BQ:258:VAL:HG13	1.65	0.76
2:AJ:34:PHE:CD2	2:AJ:66:LEU:CD1	2.69	0.76
3:BJ:162:GLU:HB3	3:BJ:253:GLY:O	1.86	0.76
2:AH:241:ALA:HB1	3:BK:59:ILE:CG2	2.16	0.76

*Continued on next page...*



*Continued from previous page...*

Atom-1	Atom-2	Interatomic distance (Å)	Clash overlap (Å)
3:BP:263:VAL:HG12	3:BP:289:TRP:HB2	1.66	0.76
3:BI:263:VAL:HG12	3:BI:289:TRP:HB2	1.67	0.76
4:BY:463:GLU:CG	4:BY:464:VAL:N	2.48	0.76
2:AI:150:PHE:HB2	2:AI:152:PHE:HE1	1.50	0.76
3:BO:286:ARG:NH1	3:BQ:268:VAL:CG1	2.48	0.76
3:BO:212:THR:HA	3:BO:215:PHE:CD1	2.21	0.76
2:AI:164:PHE:H	3:BL:61:GLY:C	1.88	0.76
4:BX:37:LEU:HD11	4:BY:40:PHE:CE1	2.19	0.76
3:BL:174:TYR:CE1	3:BL:198:LEU:HD12	2.20	0.76
3:BK:174:TYR:CE1	3:BK:198:LEU:HD12	2.20	0.76
1:AA:113:PRO:CG	1:AA:609:ASN:HB3	2.16	0.76
1:AB:492:VAL:HG11	1:AB:558:MET:CG	2.11	0.76
1:AA:128:PRO:CG	1:AA:148:TRP:CZ3	2.66	0.76
3:BP:267:ASP:OD1	3:BP:286:ARG:HD2	1.84	0.76
1:AA:510:LEU:HD12	1:AA:513:LEU:HD12	1.67	0.76
4:BY:350:TYR:CZ	4:BY:427:ARG:CZ	2.69	0.76
3:BO:125:ALA:HB1	3:BO:223:LYS:HD3	1.66	0.76
4:BZ:23:GLN:O	4:BZ:27:SER:CB	2.34	0.76
3:BM:212:THR:HA	3:BM:215:PHE:CD1	2.21	0.76
3:BP:212:THR:HA	3:BP:215:PHE:CD1	2.21	0.76
4:BX:13:SER:O	4:BX:16:VAL:HG22	1.86	0.75
4:BZ:715:SER:HB3	4:BZ:716:PRO:HD2	1.67	0.75
3:BJ:174:TYR:CE1	3:BJ:198:LEU:HD12	2.20	0.75
2:AI:38:ILE:HG22	2:AI:42:ASN:ND2	1.99	0.75
2:AI:246:THR:HG23	3:BL:67:TYR:CE2	2.19	0.75
3:BL:293:TRP:CE3	3:BL:297:TYR:CE1	2.74	0.75
3:BF:210:THR:HG21	4:BZ:379:ILE:HG13	1.66	0.75
3:BI:199:ASN:HB3	3:BI:205:ILE:HD11	1.65	0.75
3:BO:76:PHE:CZ	3:BO:109:LYS:O	2.39	0.75
3:BA:212:THR:HA	3:BA:215:PHE:CD1	2.21	0.75
1:AB:400:ASN:CG	1:AB:403:SER:HB2	2.05	0.75
3:BM:293:TRP:CE3	3:BM:297:TYR:CE1	2.74	0.75
3:BI:293:TRP:CE3	3:BI:297:TYR:CE1	2.74	0.75
3:BN:172:LEU:O	4:BX:489:THR:HB	1.85	0.75
1:AA:619:ASN:OD1	1:AA:675:GLU:CG	2.34	0.75
3:BJ:191:CYS:CB	3:BJ:244:CYS:HG	1.98	0.75
4:BY:45:TYR:HE2	4:BY:474:VAL:CG2	1.98	0.75
3:BO:290:LYS:CB	3:BQ:150:LEU:HD21	2.16	0.75
1:AA:371:ASN:C	1:AA:373:GLN:N	2.39	0.75
3:BN:175:TYR:OH	3:BN:237:LEU:HB3	1.87	0.75
3:BN:293:TRP:CE3	3:BN:297:TYR:CE1	2.74	0.75

*Continued on next page...*



*Continued from previous page...*

Atom-1	Atom-2	Interatomic distance (Å)	Clash overlap (Å)
4:BY:544:MET:SD	4:BY:653:PRO:HB3	2.26	0.75
2:AI:166:LEU:O	3:BJ:52:ASN:OD1	2.04	0.75
2:AI:76:ASN:CB	2:AM:76:ASN:HB2	2.17	0.75
2:AE:255:ARG:NE	3:BG:65:THR:CG2	2.49	0.75
1:AA:396:PHE:HB3	1:AA:578:LEU:HD12	1.66	0.75
3:BH:129:VAL:CG1	3:BH:130:ASP:N	2.49	0.75
3:BP:293:TRP:CE3	3:BP:297:TYR:CE1	2.74	0.75
3:BN:212:THR:HA	3:BN:215:PHE:CD1	2.21	0.75
3:BK:293:TRP:CE3	3:BK:297:TYR:CE1	2.74	0.75
4:BZ:13:SER:O	4:BZ:16:VAL:HG22	1.87	0.75
4:BZ:653:PRO:O	4:BZ:655:THR:N	2.20	0.75
1:AB:493:LEU:HD11	1:AB:567:HIS:HB2	1.68	0.75
3:BI:286:ARG:HG2	3:BK:270:ASP:OD2	1.86	0.75
1:AB:440:PHE:CZ	2:AH:68:THR:HB	2.20	0.75
3:BL:165:CYS:H	3:BL:322:PHE:HB2	1.51	0.75
3:BO:142:MET:HE3	3:BO:152:MET:HE2	1.68	0.75
1:AB:305:GLN:CG	1:AB:489:LEU:HD13	2.15	0.75
2:AM:310:ASN:CB	3:BQ:180:GLU:OE1	2.34	0.75
3:BI:212:THR:HA	3:BI:215:PHE:CD1	2.21	0.75
2:AK:306:ALA:HB2	3:BL:282:GLU:OE2	1.86	0.75
3:BK:73:GLU:HG2	3:BK:73:GLU:O	1.87	0.75
3:BG:164:LEU:HD12	3:BG:322:PHE:HB3	1.67	0.75
4:BY:677:ASN:HD22	4:BY:711:LEU:HD11	1.52	0.75
2:AC:351:GLN:HG2	4:BY:732:ASP:CG	2.07	0.75
4:BZ:544:MET:HE3	4:BZ:656:LEU:CD1	2.12	0.75
1:AA:661:GLN:HE21	1:AB:348:LYS:NZ	1.83	0.75
3:BF:290:LYS:CB	3:BH:150:LEU:HD21	2.16	0.75
3:BH:269:LEU:HD23	3:BH:271:ILE:CG2	2.15	0.75
1:AA:420:ILE:HG12	1:AA:423:SER:HB2	1.68	0.75
2:AL:38:ILE:HG22	2:AL:42:ASN:ND2	1.99	0.75
4:BZ:21:GLU:HA	4:BZ:24:GLU:OE1	1.87	0.75
3:BA:293:TRP:CE3	3:BA:297:TYR:CE1	2.74	0.75
3:BQ:212:THR:HA	3:BQ:215:PHE:CD1	2.21	0.75
4:BX:2:ALA:CB	4:BX:635:ASP:HA	2.17	0.75
4:BZ:369:ARG:HG2	4:BZ:536:SER:O	1.85	0.75
4:BZ:734:TYR:OH	4:BZ:761:PRO:CB	2.34	0.75
1:AA:242:PRO:O	1:AA:243:SER:HB3	1.87	0.75
2:AC:168:ARG:HG3	3:BO:53:TYR:HE1	1.52	0.75
1:AA:508:GLU:O	1:AA:512:GLN:HG3	1.86	0.75
1:AA:312:ASP:O	1:AA:313:ASN:CB	2.35	0.75
2:AD:38:ILE:HG22	2:AD:42:ASN:HD21	1.52	0.75

*Continued on next page...*



*Continued from previous page...*

Atom-1	Atom-2	Interatomic distance (Å)	Clash overlap (Å)
3:BJ:212:THR:HA	3:BJ:215:PHE:CD1	2.21	0.75
1:AA:268:ASP:O	1:AA:272:ASN:ND2	2.20	0.75
1:AB:275:PRO:HB2	1:AB:278:ILE:HG13	1.67	0.75
4:BX:32:ASN:HB3	4:BY:484:ILE:HG21	0.76	0.75
4:BX:668:ILE:HG13	4:BX:774:CYS:SG	2.25	0.75
3:BJ:310:MET:O	3:BJ:311:SER:HB3	1.87	0.75
3:BI:310:MET:HG3	3:BI:311:SER:N	2.01	0.75
3:BH:126:SER:CA	3:BH:223:LYS:HZ1	1.95	0.75
3:BH:310:MET:CG	3:BH:311:SER:H	1.94	0.75
3:BI:191:CYS:CB	3:BI:244:CYS:HG	1.99	0.75
2:AJ:38:ILE:HG22	2:AJ:42:ASN:HD21	1.52	0.75
2:AH:63:PHE:CD2	2:AH:84:THR:HG23	2.21	0.75
3:BL:322:PHE:O	3:BL:323:TYR:C	2.25	0.75
3:BP:57:LEU:HB2	3:BP:58:PRO:CD	2.15	0.75
4:BX:48:VAL:N	4:BX:419:VAL:HG11	2.02	0.75
3:BJ:271:ILE:HD11	3:BJ:279:PRO:HG2	1.69	0.75
4:BY:481:GLN:HG2	4:BY:481:GLN:O	1.87	0.75
3:BJ:73:GLU:HG2	3:BJ:73:GLU:O	1.87	0.75
3:BO:293:TRP:CE3	3:BO:297:TYR:CE1	2.74	0.75
3:BH:212:THR:HA	3:BH:215:PHE:CD1	2.21	0.75
3:BG:69:ASN:CB	4:BY:507:ALA:CB	2.64	0.75
4:BZ:677:ASN:HD22	4:BZ:711:LEU:HD11	1.49	0.75
3:BJ:258:VAL:HG22	3:BJ:259:ALA:N	2.02	0.75
2:AC:163:SER:OG	3:BG:61:GLY:O	2.05	0.75
3:BL:144:TYR:HD2	3:BL:145:ASP:N	1.84	0.75
2:AD:70:LEU:HD12	2:AD:71:LEU:N	2.02	0.75
2:AD:150:PHE:HB2	2:AD:152:PHE:CE1	2.22	0.75
1:AB:188:VAL:O	1:AB:198:LYS:HA	1.87	0.75
3:BF:212:THR:HA	3:BF:215:PHE:CD1	2.21	0.75
4:BX:677:ASN:HD22	4:BX:711:LEU:CD1	2.00	0.74
4:BX:262:TRP:HB2	4:BY:262:TRP:HE1	1.48	0.74
3:BK:258:VAL:HG22	3:BK:259:ALA:N	2.02	0.74
4:BY:307:ARG:HH12	4:BY:312:VAL:HG11	1.52	0.74
3:BG:125:ALA:HB3	3:BG:223:LYS:HD3	1.64	0.74
3:BH:269:LEU:CD2	3:BH:271:ILE:HG22	2.17	0.74
3:BI:174:TYR:CE1	3:BI:198:LEU:HD12	2.20	0.74
4:BY:525:LEU:HD12	4:BY:529:SER:HB3	1.69	0.74
4:BZ:525:LEU:HD12	4:BZ:529:SER:HB3	1.69	0.74
2:AG:255:ARG:NE	3:BK:65:THR:OG1	2.19	0.74
2:AH:242:ASP:HA	4:BZ:603:SER:HB3	1.68	0.74
3:BF:73:GLU:O	3:BF:73:GLU:HG2	1.85	0.74

*Continued on next page...*



*Continued from previous page...*

Atom-1	Atom-2	Interatomic distance (Å)	Clash overlap (Å)
2:AK:57:ARG:HH11	2:AK:94:ASN:HD21	1.31	0.74
2:AM:150:PHE:HB2	2:AM:152:PHE:CE1	2.22	0.74
3:BL:159:ILE:HB	3:BL:258:VAL:HG21	1.69	0.74
4:BY:717:VAL:HG12	4:BY:718:ILE:N	2.02	0.74
3:BM:174:TYR:CE1	3:BM:198:LEU:HD12	2.20	0.74
3:BH:135:CYS:SG	3:BH:137:TYR:O	2.46	0.74
1:AB:405:ILE:HG22	1:AB:536:LEU:CD1	2.16	0.74
3:BA:191:CYS:CA	3:BA:244:CYS:HG	1.85	0.74
3:BF:149:GLN:O	3:BF:152:MET:HB2	1.87	0.74
1:AA:503:VAL:C	1:AA:505:GLN:H	1.87	0.74
4:BY:350:TYR:CD1	4:BY:427:ARG:HG2	2.23	0.74
3:BL:144:TYR:HD2	3:BL:144:TYR:C	1.91	0.74
2:AE:164:PHE:H	3:BF:61:GLY:C	1.90	0.74
2:AK:142:GLN:OE1	2:AL:145:ARG:NH1	2.20	0.74
3:BL:212:THR:HA	3:BL:215:PHE:CD1	2.21	0.74
3:BH:237:LEU:HD21	3:BH:246:ILE:HD13	1.70	0.74
1:AA:603:TYR:O	1:AA:606:VAL:HG23	1.87	0.74
3:BG:212:THR:HA	3:BG:215:PHE:CD1	2.21	0.74
3:BN:159:ILE:HG21	3:BN:258:VAL:CG2	2.17	0.74
3:BG:133:LEU:HD12	3:BG:255:ARG:HH21	1.50	0.74
3:BM:135:CYS:SG	3:BM:137:TYR:O	2.45	0.74
1:AA:246:HIS:HD2	1:AA:248:ILE:HB	1.53	0.74
3:BK:124:ILE:HD13	3:BK:152:MET:CG	2.17	0.74
2:AE:255:ARG:HD3	3:BG:65:THR:CG2	2.10	0.74
2:AM:38:ILE:HG22	2:AM:42:ASN:HD21	1.52	0.74
3:BQ:293:TRP:HE3	3:BQ:297:TYR:CE1	2.06	0.74
3:BP:293:TRP:HE3	3:BP:297:TYR:CE1	2.06	0.74
4:BX:371:LEU:HD12	4:BY:415:PHE:CD2	2.23	0.74
1:AA:852:SER:O	1:AA:853:ASP:HB3	1.87	0.74
3:BN:135:CYS:SG	3:BN:137:TYR:O	2.46	0.74
3:BG:258:VAL:HG22	3:BG:259:ALA:N	2.03	0.74
4:BX:573:SER:OG	4:BY:643:THR:HG23	1.87	0.74
3:BK:125:ALA:O	3:BK:129:VAL:HG23	1.87	0.74
1:AB:551:ALA:O	1:AB:555:GLU:HB2	1.88	0.74
3:BM:258:VAL:HG22	3:BM:259:ALA:N	2.02	0.74
4:BY:49:ASN:HB3	4:BY:421:LEU:HA	1.69	0.74
3:BA:258:VAL:HG22	3:BA:259:ALA:N	2.02	0.74
4:BX:66:ASP:HB2	4:BX:286:GLY:CA	2.18	0.74
3:BI:124:ILE:HD13	3:BI:152:MET:CG	2.17	0.74
1:AA:803:ASN:ND2	1:AA:806:SER:HB2	2.02	0.74
2:AF:150:PHE:HB2	2:AF:152:PHE:HE1	1.50	0.74

*Continued on next page...*



*Continued from previous page...*

Atom-1	Atom-2	Interatomic distance (Å)	Clash overlap (Å)
3:BM:293:TRP:HE3	3:BM:297:TYR:CE1	2.06	0.74
3:BI:293:TRP:HE3	3:BI:297:TYR:CE1	2.06	0.74
3:BO:293:TRP:HE3	3:BO:297:TYR:CE1	2.06	0.74
3:BK:68:ALA:HB1	4:BZ:600:ASP:O	1.88	0.74
3:BI:237:LEU:HD21	3:BI:246:ILE:HD13	1.70	0.74
3:BK:212:THR:HA	3:BK:215:PHE:CD1	2.21	0.74
2:AC:103:GLU:OE1	2:AC:361:PHE:CD1	2.40	0.74
3:BP:135:CYS:SG	3:BP:137:TYR:O	2.45	0.74
3:BP:258:VAL:HG22	3:BP:259:ALA:N	2.02	0.74
3:BL:128:SER:CB	3:BL:155:LEU:HD13	2.18	0.74
4:BX:564:LEU:HD21	4:BX:591:TRP:CZ2	2.23	0.74
4:BZ:695:VAL:HG13	4:BZ:696:GLU:H	1.50	0.74
3:BI:80:THR:OG1	3:BI:135:CYS:HB2	1.87	0.74
4:BZ:410:THR:CG2	4:BZ:411:LEU:H	1.81	0.74
1:AA:701:GLN:HB3	1:AA:826:TYR:HD2	1.51	0.74
2:AH:63:PHE:CE2	2:AH:84:THR:HG23	2.23	0.74
1:AA:263:GLU:O	1:AA:297:ARG:HA	1.86	0.74
1:AB:783:PHE:HD1	1:AB:783:PHE:H	1.36	0.74
2:AJ:150:PHE:HB2	2:AJ:152:PHE:CE1	2.22	0.74
1:AB:360:ILE:O	1:AB:361:GLN:HB2	1.86	0.74
1:AA:400:ASN:OD1	1:AA:403:SER:HB2	1.87	0.74
2:AN:38:ILE:HG22	2:AN:42:ASN:HD21	1.52	0.74
3:BQ:166:ASN:O	3:BQ:247:ARG:CG	2.35	0.74
3:BP:237:LEU:HD21	3:BP:246:ILE:HD13	1.70	0.74
3:BF:135:CYS:SG	3:BF:137:TYR:O	2.46	0.74
3:BN:144:TYR:C	3:BN:144:TYR:HD2	1.91	0.74
4:BZ:416:THR:HG22	4:BZ:417:ASP:H	1.52	0.74
2:AE:38:ILE:HG22	2:AE:42:ASN:HD21	1.52	0.74
3:BP:307:ILE:HA	3:BP:310:MET:CE	2.18	0.74
4:BY:564:LEU:HD21	4:BY:591:TRP:CZ2	2.23	0.74
4:BZ:581:ILE:HG23	4:BZ:597:GLN:HB3	1.69	0.74
4:BZ:668:ILE:HG22	4:BZ:670:ASN:O	1.87	0.74
3:BH:258:VAL:HG22	3:BH:259:ALA:N	2.02	0.74
3:BH:307:ILE:HA	3:BH:310:MET:CE	2.18	0.74
1:AB:490:ASN:O	1:AB:492:VAL:HG23	1.88	0.74
3:BQ:258:VAL:HG22	3:BQ:259:ALA:N	2.02	0.74
2:AI:171:PRO:HG2	3:BL:313:ARG:HG3	1.69	0.74
3:BF:173:TYR:OH	4:BZ:467:ARG:HD3	1.88	0.74
3:BP:130:ASP:N	3:BP:131:PRO:HD2	2.03	0.74
1:AA:160:TYR:HE1	1:AA:633:LEU:HA	1.53	0.74
2:AE:150:PHE:HB2	2:AE:152:PHE:CE1	2.23	0.74

*Continued on next page...*



*Continued from previous page...*

Atom-1	Atom-2	Interatomic distance (Å)	Clash overlap (Å)
2:AG:150:PHE:HB2	2:AG:152:PHE:CE1	2.22	0.74
1:AB:855:LEU:O	1:AB:858:VAL:HG23	1.87	0.74
3:BO:135:CYS:SG	3:BO:137:TYR:O	2.46	0.74
3:BG:322:PHE:HZ	3:BO:325:ARG:HD2	1.51	0.74
4:BX:45:TYR:CZ	4:BX:262:TRP:CZ3	2.76	0.74
3:BJ:315:ARG:NH1	3:BJ:324:TYR:CZ	2.56	0.74
3:BG:144:TYR:CD2	3:BG:144:TYR:C	2.60	0.74
3:BP:126:SER:CA	3:BP:223:LYS:HZ1	1.92	0.74
4:BX:333:LEU:HG	4:BX:334:PRO:HD2	1.67	0.74
1:AA:401:TYR:O	1:AA:404:LEU:HB2	1.88	0.74
3:BI:277:THR:CG2	3:BI:279:PRO:HD3	2.18	0.74
1:AB:126:PHE:N	1:AB:126:PHE:CD2	2.52	0.74
3:BK:237:LEU:HD21	3:BK:246:ILE:HD13	1.70	0.74
3:BO:125:ALA:HB2	3:BO:223:LYS:HD3	1.69	0.74
2:AI:313:PRO:HD2	3:BL:279:PRO:CB	2.17	0.74
3:BJ:293:TRP:HE3	3:BJ:297:TYR:CE1	2.06	0.74
3:BA:293:TRP:HE3	3:BA:297:TYR:CE1	2.06	0.74
2:AH:150:PHE:HB2	2:AH:152:PHE:CE1	2.23	0.74
2:AK:150:PHE:HB2	2:AK:152:PHE:CE1	2.23	0.74
3:BG:68:ALA:HA	4:BY:510:GLN:CD	2.08	0.74
1:AB:434:THR:O	1:AB:434:THR:HG22	1.86	0.74
3:BI:258:VAL:HG22	3:BI:259:ALA:N	2.02	0.74
3:BG:129:VAL:HA	3:BG:187:MET:SD	2.27	0.74
3:BH:144:TYR:C	3:BH:144:TYR:CD2	2.58	0.74
3:BL:144:TYR:CD2	3:BL:144:TYR:C	2.60	0.74
3:BL:199:ASN:CB	3:BL:205:ILE:HD11	2.18	0.74
4:BY:10:LEU:HD21	4:BY:552:PHE:HD2	1.52	0.74
3:BG:307:ILE:HA	3:BG:310:MET:CE	2.18	0.73
3:BJ:237:LEU:HD21	3:BJ:246:ILE:HD13	1.70	0.73
1:AA:473:HIS:CE1	2:AG:24:TYR:CD2	2.75	0.73
3:BQ:144:TYR:HE2	3:BQ:146:ALA:CB	2.01	0.73
3:BA:118:PHE:C	3:BA:119:LYS:HD3	2.09	0.73
1:AB:451:ASP:N	1:AB:452:PRO:CD	2.38	0.73
3:BL:144:TYR:HE2	3:BL:146:ALA:CB	2.01	0.73
4:BY:463:GLU:CG	4:BY:464:VAL:H	2.02	0.73
2:AO:38:ILE:HG22	2:AO:42:ASN:HD21	1.52	0.73
1:AA:265:LEU:HB3	1:AA:296:ALA:CB	2.17	0.73
3:BK:293:TRP:HE3	3:BK:297:TYR:CE1	2.06	0.73
3:BG:135:CYS:SG	3:BG:137:TYR:O	2.46	0.73
3:BO:76:PHE:HE2	3:BO:111:TRP:NE1	1.85	0.73
4:BY:583:SER:O	4:BY:585:GLY:N	2.21	0.73

*Continued on next page...*



*Continued from previous page...*

Atom-1	Atom-2	Interatomic distance (Å)	Clash overlap (Å)
4:BY:668:ILE:HG22	4:BY:670:ASN:O	1.88	0.73
1:AA:473:HIS:CD2	2:AG:71:LEU:HD12	2.21	0.73
3:BH:69:ASN:ND2	6:BH:401:NAG:O5	2.19	0.73
2:AM:313:PRO:CD	3:BQ:279:PRO:HB3	2.10	0.73
3:BI:126:SER:O	3:BI:129:VAL:HG23	1.88	0.73
4:BY:77:PRO:HG3	4:BY:287:LEU:CD2	2.18	0.73
3:BH:293:TRP:HE3	3:BH:297:TYR:CE1	2.06	0.73
1:AA:180:TYR:HA	1:AA:260:GLN:HB2	1.70	0.73
2:AN:150:PHE:HB2	2:AN:152:PHE:CE1	2.23	0.73
2:AO:88:PHE:O	2:AO:92:VAL:HG23	1.88	0.73
1:AA:116:VAL:HG12	1:AA:117:LYS:N	2.03	0.73
3:BA:135:CYS:SG	3:BA:137:TYR:O	2.46	0.73
3:BG:312:LYS:O	3:BG:313:ARG:CB	2.28	0.73
3:BO:258:VAL:HG22	3:BO:259:ALA:N	2.02	0.73
4:BY:585:GLY:HA3	4:BY:709:ALA:HB1	1.71	0.73
4:BY:661:THR:HG22	4:BY:662:GLU:N	2.03	0.73
2:AE:269:ILE:HD11	4:BY:725:LYS:HE2	0.81	0.73
4:BZ:583:SER:HB3	4:BZ:593:ASP:CB	2.18	0.73
3:BJ:307:ILE:HA	3:BJ:310:MET:CE	2.18	0.73
3:BJ:307:ILE:HA	3:BJ:310:MET:HE3	1.70	0.73
3:BQ:135:CYS:SG	3:BQ:137:TYR:O	2.45	0.73
3:BI:132:GLN:CB	3:BI:319:SER:CB	2.66	0.73
3:BF:150:LEU:CD2	3:BG:290:LYS:HG2	2.19	0.73
4:BZ:268:ASN:ND2	4:BZ:467:ARG:HH21	1.87	0.73
2:AH:38:ILE:HG22	2:AH:42:ASN:HD21	1.52	0.73
3:BJ:277:THR:CG2	3:BJ:279:PRO:HD3	2.18	0.73
3:BA:277:THR:CG2	3:BA:279:PRO:HD3	2.18	0.73
4:BX:717:VAL:HG12	4:BX:718:ILE:N	2.00	0.73
4:BZ:681:VAL:HB	4:BZ:693:TYR:CD1	2.23	0.73
1:AB:401:TYR:O	1:AB:404:LEU:HB2	1.88	0.73
3:BK:277:THR:CG2	3:BK:279:PRO:HD3	2.18	0.73
2:AH:241:ALA:CB	3:BK:59:ILE:CG2	2.64	0.73
3:BA:237:LEU:HD21	3:BA:246:ILE:HD13	1.70	0.73
3:BO:83:LEU:HD23	3:BO:139:VAL:HG13	1.71	0.73
4:BX:264:GLU:OE2	4:BY:43:THR:HG21	1.87	0.73
3:BN:315:ARG:CG	3:BN:316:SER:N	2.24	0.73
3:BJ:135:CYS:SG	3:BJ:137:TYR:O	2.45	0.73
3:BK:135:CYS:SG	3:BK:137:TYR:O	2.45	0.73
1:AB:389:GLN:NE2	1:AB:493:LEU:HD12	2.01	0.73
3:BM:158:LEU:HD21	3:BM:185:ILE:HD13	1.71	0.73
3:BJ:257:ASN:ND2	3:BJ:313:ARG:NE	2.36	0.73

*Continued on next page...*



*Continued from previous page...*

Atom-1	Atom-2	Interatomic distance (Å)	Clash overlap (Å)
3:BH:63:MET:CG	3:BH:65:THR:CG2	2.58	0.73
3:BF:124:ILE:HD13	3:BF:152:MET:CG	2.17	0.73
3:BG:144:TYR:HD2	3:BG:144:TYR:C	1.91	0.73
3:BO:144:TYR:HE2	3:BO:146:ALA:CB	2.02	0.73
3:BN:144:TYR:C	3:BN:144:TYR:CD2	2.62	0.73
3:BI:144:TYR:C	3:BI:144:TYR:CD2	2.58	0.73
3:BL:270:ASP:C	3:BL:272:THR:H	1.90	0.73
2:AD:76:ASN:HB2	2:AL:76:ASN:HB2	1.71	0.73
2:AK:38:ILE:HG22	2:AK:42:ASN:HD21	1.52	0.73
3:BG:237:LEU:HD21	3:BG:246:ILE:HD13	1.70	0.73
3:BN:159:ILE:HG22	3:BN:258:VAL:CB	2.17	0.73
4:BX:734:TYR:HE1	4:BX:762:ILE:CD1	2.02	0.73
4:BZ:731:ASN:HA	4:BZ:736:ILE:CD1	2.18	0.73
3:BI:135:CYS:SG	3:BI:137:TYR:O	2.46	0.73
3:BK:158:LEU:HD21	3:BK:185:ILE:HD13	1.71	0.73
3:BK:261:ILE:HD11	3:BK:287:ILE:HG13	1.70	0.73
1:AA:415:PRO:O	1:AA:417:ASP:N	2.21	0.73
1:AB:419:PHE:CD2	1:AB:424:LEU:CD2	2.69	0.73
1:AA:200:VAL:O	1:AA:201:ASP:HB3	1.89	0.73
2:AI:171:PRO:CG	3:BJ:322:PHE:CE2	2.68	0.73
1:AB:170:TYR:CE1	1:AB:681:ILE:HG23	2.23	0.73
3:BQ:277:THR:CG2	3:BQ:279:PRO:HD3	2.18	0.73
3:BL:124:ILE:HD13	3:BL:152:MET:CG	2.17	0.73
1:AB:718:TYR:HB3	1:AB:721:VAL:CG2	2.17	0.73
3:BM:277:THR:CG2	3:BM:279:PRO:HD3	2.18	0.73
4:BY:272:THR:O	4:BY:303:TYR:HE1	1.70	0.73
4:BX:33:VAL:HA	4:BY:36:ASN:CB	2.18	0.73
3:BI:199:ASN:CB	3:BI:205:ILE:HD11	2.18	0.73
3:BG:277:THR:CG2	3:BG:279:PRO:HD3	2.18	0.73
3:BN:161:ASN:O	3:BN:255:ARG:HG2	1.88	0.73
4:BX:545:ALA:O	4:BX:549:MET:HG2	1.88	0.73
4:BX:715:SER:HB3	4:BX:716:PRO:HD2	1.70	0.73
4:BY:619:LEU:HD21	4:BY:712:VAL:CG1	2.18	0.73
3:BJ:307:ILE:HD13	3:BJ:310:MET:HE3	1.69	0.73
3:BG:229:VAL:HG12	3:BG:235:HIS:HE1	1.52	0.73
3:BF:158:LEU:HD21	3:BF:185:ILE:HD13	1.71	0.73
3:BK:257:ASN:ND2	3:BK:313:ARG:HG2	2.04	0.73
1:AA:643:GLU:CG	1:AA:662:MET:CE	2.60	0.73
1:AB:393:SER:HB3	1:AB:573:THR:HG21	1.70	0.73
3:BF:288:ASN:CG	3:BH:150:LEU:HD12	2.08	0.73
4:BZ:269:ARG:HH21	4:BZ:359:SER:CB	2.01	0.73

*Continued on next page...*



*Continued from previous page...*

Atom-1	Atom-2	Interatomic distance (Å)	Clash overlap (Å)
3:BQ:144:TYR:HD2	3:BQ:145:ASP:N	1.85	0.73
3:BP:277:THR:CG2	3:BP:279:PRO:HD3	2.18	0.73
3:BG:158:LEU:HD21	3:BG:185:ILE:HD13	1.71	0.73
3:BO:277:THR:CG2	3:BO:279:PRO:HD3	2.18	0.73
3:BN:237:LEU:HD21	3:BN:246:ILE:HD13	1.70	0.73
3:BG:293:TRP:HE3	3:BG:297:TYR:CE1	2.06	0.73
3:BN:159:ILE:CG2	3:BN:258:VAL:HG21	2.18	0.73
4:BY:680:GLU:HA	4:BY:693:TYR:O	1.87	0.73
4:BZ:564:LEU:HD21	4:BZ:591:TRP:CZ2	2.23	0.73
3:BH:307:ILE:HD13	3:BH:310:MET:HE3	1.70	0.73
3:BM:307:ILE:HD13	3:BM:310:MET:HE3	1.71	0.73
3:BF:68:ALA:O	3:BF:69:ASN:O	2.05	0.73
3:BJ:53:TYR:HB3	3:BL:55:ILE:CD1	2.19	0.73
3:BJ:53:TYR:CB	3:BL:55:ILE:HG12	2.17	0.73
3:BJ:252:LEU:O	3:BJ:253:GLY:C	2.27	0.73
4:BY:488:VAL:CG1	4:BY:489:THR:H	2.01	0.73
1:AA:298:TYR:CD1	1:AA:299:ILE:O	2.42	0.73
1:AB:254:GLU:HG3	2:AN:69:THR:OG1	1.89	0.73
3:BK:168:MET:CE	3:BK:175:TYR:CE1	2.72	0.73
1:AB:845:ASN:CB	1:AB:848:PHE:HZ	2.00	0.73
4:BY:318:CYS:HA	4:BY:353:VAL:HG12	1.71	0.73
4:BY:40:PHE:CE2	4:BY:259:THR:HG21	2.24	0.73
3:BN:57:LEU:HG	3:BN:58:PRO:CD	2.19	0.73
3:BO:158:LEU:HD21	3:BO:185:ILE:HD13	1.71	0.73
3:BO:55:ILE:HD13	3:BO:323:TYR:N	2.03	0.73
3:BL:135:CYS:SG	3:BL:137:TYR:O	2.45	0.73
4:BZ:717:VAL:HG12	4:BZ:718:ILE:N	2.02	0.73
1:AB:481:ARG:CZ	2:AI:65:LEU:HD13	2.18	0.73
3:BM:130:ASP:N	3:BM:131:PRO:HD3	2.04	0.73
3:BF:144:TYR:HE2	3:BF:146:ALA:CB	2.01	0.73
3:BA:158:LEU:HD21	3:BA:185:ILE:HD13	1.71	0.73
1:AA:588:ILE:HG22	1:AA:589:GLY:N	2.02	0.73
1:AB:722:ASN:O	1:AB:824:LYS:HB2	1.88	0.73
2:AD:310:ASN:CB	3:BH:180:GLU:OE2	2.37	0.73
4:BY:256:VAL:HG12	4:BY:257:SER:N	2.04	0.73
3:BL:83:LEU:HD23	3:BL:139:VAL:HG13	1.71	0.73
3:BP:83:LEU:HD23	3:BP:139:VAL:HG13	1.71	0.73
3:BQ:83:LEU:HD23	3:BQ:139:VAL:HG13	1.71	0.73
3:BA:307:ILE:HA	3:BA:310:MET:CE	2.18	0.73
3:BP:307:ILE:HD13	3:BP:310:MET:HE3	1.70	0.73
4:BY:716:PRO:HD2	4:BZ:750:ARG:HH21	1.51	0.73

*Continued on next page...*



*Continued from previous page...*

Atom-1	Atom-2	Interatomic distance (Å)	Clash overlap (Å)
4:BX:259:THR:CG2	4:BY:262:TRP:O	2.33	0.73
3:BQ:307:ILE:HA	3:BQ:310:MET:CE	2.18	0.73
3:BM:307:ILE:HA	3:BM:310:MET:CE	2.18	0.73
1:AB:482:GLN:O	1:AB:483:VAL:CG2	2.37	0.73
1:AB:381:THR:HG22	1:AB:576:LEU:HD21	1.71	0.73
3:BJ:158:LEU:HD21	3:BJ:185:ILE:HD13	1.71	0.73
1:AA:199:VAL:CG1	1:AA:200:VAL:H	2.01	0.73
4:BX:407:ALA:CB	4:BX:427:ARG:HE	2.01	0.73
3:BF:172:LEU:HD22	4:BZ:466:GLY:C	2.09	0.73
1:AA:308:LEU:CD2	1:AA:668:ARG:HB3	2.19	0.73
4:BX:731:ASN:HA	4:BX:736:ILE:CD1	2.18	0.73
2:AF:306:ALA:CB	3:BJ:282:GLU:OE2	2.37	0.73
3:BN:277:THR:CG2	3:BN:279:PRO:HD3	2.18	0.73
4:BY:25:ILE:HA	4:BY:28:THR:HB	1.69	0.73
3:BF:293:TRP:HE3	3:BF:297:TYR:CE1	2.06	0.73
3:BA:307:ILE:HD13	3:BA:310:MET:HE3	1.69	0.72
3:BG:310:MET:O	3:BG:311:SER:HB2	1.89	0.72
3:BA:229:VAL:HG12	3:BA:235:HIS:HE1	1.52	0.72
3:BF:307:ILE:HA	3:BF:310:MET:CE	2.18	0.72
2:AJ:38:ILE:HD12	2:AJ:65:LEU:HD23	1.70	0.72
1:AA:817:TRP:CH2	1:AA:819:PRO:HA	2.23	0.72
4:BZ:264:GLU:CB	4:BZ:473:LEU:C	2.50	0.72
2:AH:35:ASN:HB3	2:AH:65:LEU:CD1	2.19	0.72
3:BL:293:TRP:HE3	3:BL:297:TYR:CE1	2.06	0.72
3:BI:83:LEU:HD23	3:BI:139:VAL:HG13	1.71	0.72
2:AN:164:PHE:O	3:BO:61:GLY:N	2.21	0.72
1:AB:493:LEU:CD1	1:AB:567:HIS:HB2	2.19	0.72
1:AB:457:GLN:CB	1:AB:476:ASN:ND2	2.45	0.72
1:AA:297:ARG:HG3	1:AA:848:PHE:CD2	2.24	0.72
1:AB:722:ASN:ND2	1:AB:824:LYS:HA	2.03	0.72
3:BI:144:TYR:HE2	3:BI:146:ALA:CB	2.01	0.72
1:AA:195:ASP:CG	1:AA:196:ALA:N	2.43	0.72
3:BI:323:TYR:C	3:BI:323:TYR:CD2	2.63	0.72
3:BG:56:ASN:O	3:BG:57:LEU:HB2	1.89	0.72
4:BY:41:ALA:HB1	4:BY:43:THR:OG1	1.89	0.72
3:BN:174:TYR:CE2	3:BN:236:LYS:CB	2.68	0.72
3:BN:158:LEU:HD21	3:BN:185:ILE:HD13	1.71	0.72
4:BZ:525:LEU:HD12	4:BZ:529:SER:CB	2.20	0.72
3:BH:125:ALA:HB3	3:BH:223:LYS:HD3	1.64	0.72
3:BH:229:VAL:HG12	3:BH:235:HIS:HE1	1.52	0.72
1:AA:473:HIS:CE1	2:AG:24:TYR:HD2	2.06	0.72

*Continued on next page...*



*Continued from previous page...*

Atom-1	Atom-2	Interatomic distance (Å)	Clash overlap (Å)
1:AB:508:GLU:OE2	2:AJ:71:LEU:HD23	1.89	0.72
3:BM:125:ALA:HB3	3:BM:223:LYS:HD3	1.64	0.72
3:BF:172:LEU:HD22	4:BZ:466:GLY:CA	2.18	0.72
1:AB:518:PHE:HB2	1:AB:519:PRO:HD2	1.71	0.72
4:BX:72:THR:CB	4:BX:333:LEU:CD1	2.67	0.72
1:AB:246:HIS:CD2	1:AB:248:ILE:H	2.08	0.72
1:AA:548:ARG:NH1	1:AA:878:ASN:H	1.87	0.72
3:BP:144:TYR:HE2	3:BP:146:ALA:CB	2.01	0.72
3:BH:144:TYR:HE2	3:BH:146:ALA:CB	2.02	0.72
2:AM:38:ILE:HD12	2:AM:65:LEU:HD23	1.70	0.72
4:BX:525:LEU:HD12	4:BX:529:SER:HB3	1.72	0.72
1:AB:615:ASN:O	1:AB:618:ILE:HB	1.89	0.72
3:BO:237:LEU:HD21	3:BO:246:ILE:HD13	1.70	0.72
3:BL:158:LEU:HD21	3:BL:185:ILE:HD13	1.71	0.72
4:BX:649:THR:HB	4:BX:650:GLN:HE21	1.53	0.72
2:AK:145:ARG:CG	2:AL:143:ASN:O	2.36	0.72
3:BQ:237:LEU:HD21	3:BQ:246:ILE:HD13	1.70	0.72
3:BQ:125:ALA:CB	3:BQ:223:LYS:CD	2.53	0.72
2:AJ:164:PHE:N	3:BM:61:GLY:O	2.20	0.72
3:BO:142:MET:HE3	3:BO:152:MET:CE	2.19	0.72
3:BG:65:THR:HG22	3:BG:65:THR:O	1.88	0.72
1:AA:462:GLN:HG3	1:AA:463:ILE:CG2	2.19	0.72
3:BK:56:ASN:O	3:BK:57:LEU:CD2	2.38	0.72
1:AB:464:GLN:CB	2:AH:66:LEU:HD23	2.15	0.72
3:BH:277:THR:CG2	3:BH:279:PRO:HD3	2.18	0.72
3:BL:277:THR:CG2	3:BL:279:PRO:HD3	2.18	0.72
1:AB:308:LEU:HB3	1:AB:310:LEU:HD21	1.72	0.72
3:BL:237:LEU:HD21	3:BL:246:ILE:HD13	1.70	0.72
3:BM:270:ASP:HB2	3:BN:288:ASN:HD21	1.55	0.72
2:AC:88:PHE:O	2:AC:92:VAL:HG23	1.89	0.72
3:BK:83:LEU:HD23	3:BK:139:VAL:HG13	1.71	0.72
4:BY:485:THR:CG2	4:BY:485:THR:C	2.58	0.72
3:BN:125:ALA:HB3	3:BN:223:LYS:HD3	1.64	0.72
2:AE:269:ILE:CG1	4:BY:725:LYS:NZ	2.51	0.72
4:BZ:753:ARG:HH11	4:BZ:753:ARG:HG3	1.55	0.72
1:AB:442:MET:HG2	1:AB:443:GLN:H	1.54	0.72
4:BZ:371:LEU:O	4:BZ:409:VAL:HG21	1.90	0.72
4:BY:51:GLY:N	4:BY:421:LEU:CG	2.47	0.72
3:BA:129:VAL:O	3:BA:131:PRO:CD	2.36	0.72
2:AN:202:PRO:CB	4:BX:577:ARG:CG	2.65	0.72
1:AA:428:GLN:OE1	1:AA:456:PHE:N	2.23	0.72

*Continued on next page...*



*Continued from previous page...*

Atom-1	Atom-2	Interatomic distance (Å)	Clash overlap (Å)
3:BM:237:LEU:HD21	3:BM:246:ILE:HD13	1.70	0.72
1:AB:374:ALA:HB1	1:AB:580:SER:HA	1.69	0.72
3:BM:156:ALA:CB	3:BM:269:LEU:HD21	2.20	0.72
3:BJ:83:LEU:HD23	3:BJ:139:VAL:HG13	1.71	0.72
3:BA:307:ILE:HA	3:BA:310:MET:HE3	1.71	0.72
3:BN:137:TYR:CE1	3:BN:312:LYS:HB3	2.24	0.72
3:BP:158:LEU:HD21	3:BP:185:ILE:HD13	1.71	0.72
3:BG:316:SER:HB3	3:BO:325:ARG:N	2.05	0.72
4:BX:677:ASN:HD22	4:BX:711:LEU:HD11	1.53	0.72
4:BY:514:MET:CB	4:BY:756:ILE:HD11	2.17	0.72
1:AB:540:LEU:O	1:AB:540:LEU:HG	1.89	0.72
3:BF:288:ASN:ND2	3:BH:150:LEU:CD1	2.51	0.72
3:BM:252:LEU:O	3:BM:253:GLY:C	2.25	0.72
3:BL:268:VAL:O	3:BL:269:LEU:HD23	1.89	0.72
3:BO:124:ILE:HD13	3:BO:152:MET:CG	2.17	0.72
1:AA:629:ASN:O	1:AA:631:LEU:N	2.20	0.72
3:BO:286:ARG:HH12	3:BQ:268:VAL:HG12	1.53	0.72
3:BN:175:TYR:CE1	3:BN:237:LEU:HB2	2.25	0.72
3:BG:321:ALA:O	3:BG:322:PHE:C	2.27	0.72
4:BX:701:ILE:HD13	4:BX:702:PRO:CD	2.18	0.72
4:BX:753:ARG:HH11	4:BX:753:ARG:HG3	1.55	0.72
4:BY:617:ARG:HE	4:BY:620:ARG:NH2	1.88	0.72
4:BY:736:ILE:O	4:BY:736:ILE:HG22	1.90	0.72
4:BX:257:SER:CA	4:BX:257:SER:OG	2.37	0.72
1:AB:482:GLN:HG3	1:AB:493:LEU:HD21	1.66	0.72
2:AI:239:ASN:HD21	3:BL:65:THR:HA	1.55	0.72
1:AA:769:SER:HB3	1:AA:807:ASN:OD1	1.89	0.72
3:BN:144:TYR:HE2	3:BN:146:ALA:CB	2.02	0.72
3:BH:124:ILE:HD13	3:BH:152:MET:CG	2.17	0.72
1:AB:126:PHE:HD2	1:AB:126:PHE:N	1.88	0.72
1:AA:428:GLN:CB	1:AA:456:PHE:CE1	2.72	0.72
3:BM:168:MET:CE	3:BM:175:TYR:CE1	2.72	0.72
3:BP:252:LEU:HG	3:BP:253:GLY:H	1.53	0.72
4:BZ:734:TYR:CE2	4:BZ:761:PRO:CG	2.73	0.72
4:BX:473:LEU:HD22	4:BY:262:TRP:CH2	2.24	0.72
3:BI:82:CYS:SG	3:BI:117:TYR:CD1	2.82	0.72
1:AA:248:ILE:O	1:AA:251:ALA:HB3	1.89	0.72
2:AK:255:ARG:CD	3:BL:65:THR:OG1	2.38	0.72
1:AA:571:LEU:HD11	1:AB:531:ARG:HH12	1.49	0.72
1:AA:711:GLN:C	1:AA:712:LEU:HD23	2.10	0.72
3:BJ:252:LEU:HG	3:BJ:253:GLY:N	2.04	0.72

*Continued on next page...*



*Continued from previous page...*

Atom-1	Atom-2	Interatomic distance (Å)	Clash overlap (Å)
3:BM:268:VAL:HG21	3:BN:266:SER:CB	2.18	0.72
2:AI:313:PRO:HD2	3:BL:279:PRO:HB3	1.71	0.72
3:BN:293:TRP:HE3	3:BN:297:TYR:CE1	2.06	0.72
1:AA:855:LEU:O	1:AA:857:PHE:N	2.22	0.72
3:BG:69:ASN:HB2	4:BY:507:ALA:CB	2.20	0.72
3:BN:69:ASN:ND2	6:BN:401:NAG:O5	2.19	0.72
3:BG:191:CYS:CB	3:BG:244:CYS:HG	2.00	0.72
1:AA:126:PHE:HE2	1:AA:150:LEU:HD13	1.50	0.72
1:AA:242:PRO:O	1:AA:243:SER:CB	2.37	0.72
4:BX:350:TYR:OH	4:BX:427:ARG:NH1	2.22	0.72
3:BQ:252:LEU:O	3:BQ:253:GLY:O	2.07	0.72
1:AA:332:VAL:HG11	1:AA:557:LEU:CD2	2.20	0.72
3:BJ:124:ILE:HD13	3:BJ:152:MET:CG	2.17	0.72
3:BP:124:ILE:HD13	3:BP:152:MET:CG	2.17	0.72
1:AB:717:MET:HE3	1:AB:718:TYR:HE1	1.53	0.72
1:AA:428:GLN:CD	1:AA:455:PRO:HB2	2.09	0.72
1:AA:428:GLN:HG2	1:AA:429:LEU:H	1.54	0.72
3:BJ:144:TYR:HE2	3:BJ:146:ALA:CB	2.02	0.72
2:AD:88:PHE:O	2:AD:92:VAL:HG23	1.89	0.72
2:AF:88:PHE:O	2:AF:92:VAL:HG23	1.89	0.72
4:BY:506:ASN:OD1	4:BY:775:ARG:HG3	1.89	0.72
4:BZ:694:ARG:HH22	4:BZ:701:ILE:HG21	1.53	0.72
3:BK:125:ALA:HB3	3:BK:223:LYS:HD3	1.64	0.72
1:AA:320:THR:HG21	1:AA:651:ILE:HG22	1.69	0.72
2:AN:299:ASN:CG	3:BP:71:THR:HB	2.09	0.72
1:AB:626:THR:HG21	1:AB:630:ARG:HH21	1.55	0.72
2:AN:202:PRO:CB	4:BX:577:ARG:HD3	2.19	0.72
2:AI:88:PHE:O	2:AI:92:VAL:HG23	1.89	0.72
2:AL:88:PHE:O	2:AL:92:VAL:HG23	1.89	0.72
2:AM:88:PHE:O	2:AM:92:VAL:HG23	1.90	0.72
3:BI:229:VAL:HG12	3:BI:235:HIS:HE1	1.52	0.71
3:BL:159:ILE:HD12	3:BL:258:VAL:HG11	1.56	0.71
4:BZ:545:ALA:O	4:BZ:549:MET:HG2	1.90	0.71
4:BZ:701:ILE:HG12	4:BZ:702:PRO:HD2	1.70	0.71
1:AA:647:LYS:CG	1:AA:654:ILE:HG21	2.19	0.71
1:AB:392:MET:HE2	1:AB:576:LEU:HD11	1.72	0.71
3:BN:191:CYS:HG	3:BN:244:CYS:CB	2.02	0.71
4:BY:474:VAL:HG12	4:BY:476:SER:N	2.05	0.71
2:AI:171:PRO:HG2	3:BJ:322:PHE:HE2	1.53	0.71
3:BL:290:LYS:HE3	3:BN:150:LEU:HD21	1.71	0.71
1:AB:440:PHE:HD1	1:AB:518:PHE:CZ	2.07	0.71

*Continued on next page...*



*Continued from previous page...*

Atom-1	Atom-2	Interatomic distance (Å)	Clash overlap (Å)
3:BI:144:TYR:HD2	3:BI:145:ASP:N	1.88	0.71
1:AA:265:LEU:HB3	1:AA:296:ALA:HB1	1.70	0.71
1:AA:153:ASP:O	1:AA:154:THR:C	2.28	0.71
2:AI:164:PHE:N	3:BL:61:GLY:O	2.21	0.71
3:BH:83:LEU:HD23	3:BH:139:VAL:HG13	1.71	0.71
2:AJ:88:PHE:O	2:AJ:92:VAL:HG23	1.90	0.71
1:AB:596:SER:HB2	1:AB:599:THR:OG1	1.90	0.71
2:AC:357:VAL:HG22	4:BY:733:ASN:O	1.90	0.71
4:BX:620:ARG:HB3	4:BX:673:TYR:CE1	2.24	0.71
4:BY:584:VAL:HG23	4:BY:596:THR:CG2	2.20	0.71
3:BH:158:LEU:HD21	3:BH:185:ILE:HD13	1.71	0.71
3:BF:290:LYS:HB3	3:BH:150:LEU:CD2	2.20	0.71
1:AB:199:VAL:HG12	1:AB:200:VAL:N	2.04	0.71
1:AB:701:GLN:HB2	1:AB:826:TYR:HD2	1.55	0.71
3:BF:277:THR:CG2	3:BF:279:PRO:HD3	2.18	0.71
2:AD:38:ILE:HD12	2:AD:65:LEU:HD23	1.70	0.71
3:BM:83:LEU:HD23	3:BM:139:VAL:HG13	1.71	0.71
2:AE:203:ALA:CA	4:BY:775:ARG:HH22	2.01	0.71
3:BO:128:SER:OG	3:BO:224:LEU:CD2	2.35	0.71
4:BY:724:PHE:CE2	4:BY:728:LYS:HB2	2.24	0.71
4:BZ:710:ASP:O	4:BZ:712:VAL:N	2.23	0.71
3:BI:82:CYS:SG	3:BI:117:TYR:HD1	2.13	0.71
3:BF:229:VAL:HG12	3:BF:235:HIS:HE1	1.52	0.71
1:AB:875:ARG:HD3	1:AB:878:ASN:ND2	2.05	0.71
1:AA:199:VAL:HG11	1:AA:204:THR:CG2	2.20	0.71
1:AA:199:VAL:HG11	1:AA:204:THR:HG21	1.71	0.71
2:AI:171:PRO:CG	3:BL:313:ARG:HG2	2.16	0.71
3:BI:268:VAL:CG1	3:BI:269:LEU:H	2.02	0.71
1:AA:568:VAL:HG12	1:AA:569:GLN:N	2.01	0.71
4:BX:33:VAL:CA	4:BY:36:ASN:HB3	2.20	0.71
2:AN:310:ASN:CB	3:BO:180:GLU:OE1	2.39	0.71
3:BN:57:LEU:CG	3:BN:58:PRO:HD2	2.21	0.71
4:BX:581:ILE:O	4:BX:582:ARG:HB3	1.90	0.71
4:BX:692:ALA:HB3	4:BX:701:ILE:O	1.89	0.71
4:BY:626:THR:HG22	4:BY:627:GLN:N	2.04	0.71
4:BY:2:ALA:HB2	4:BY:635:ASP:HA	1.72	0.71
4:BY:633:PHE:CD1	4:BY:719:SER:HB2	2.25	0.71
4:BX:45:TYR:CZ	4:BX:262:TRP:CH2	2.78	0.71
3:BP:229:VAL:HG12	3:BP:235:HIS:HE1	1.52	0.71
3:BP:246:ILE:HG23	3:BP:246:ILE:O	1.91	0.71
3:BK:144:TYR:HE2	3:BK:146:ALA:CB	2.02	0.71

*Continued on next page...*



*Continued from previous page...*

Atom-1	Atom-2	Interatomic distance (Å)	Clash overlap (Å)
1:AB:415:PRO:CG	1:AB:480:PHE:HD1	2.03	0.71
1:AB:548:ARG:NH1	1:AB:878:ASN:N	2.38	0.71
4:BZ:411:LEU:CD2	4:BZ:424:LEU:HD22	2.19	0.71
3:BM:252:LEU:HG	3:BM:253:GLY:N	2.04	0.71
4:BX:66:ASP:CB	4:BX:286:GLY:N	2.54	0.71
3:BG:124:ILE:HD13	3:BG:152:MET:CG	2.17	0.71
3:BP:144:TYR:C	3:BP:144:TYR:CD2	2.60	0.71
1:AB:717:MET:HE1	1:AB:830:PRO:HG2	1.71	0.71
4:BY:350:TYR:CD1	4:BY:427:ARG:CG	2.73	0.71
1:AA:353:LEU:HD13	1:AA:362:SER:CB	2.20	0.71
2:AO:6:SER:OG	2:AO:128:ASN:HA	1.91	0.71
3:BL:73:GLU:O	3:BL:73:GLU:HG2	1.90	0.71
4:BX:361:ALA:O	4:BX:364:ASN:HB2	1.90	0.71
4:BZ:552:PHE:O	4:BZ:554:LYS:N	2.24	0.71
3:BH:63:MET:O	3:BH:65:THR:HG23	1.89	0.71
1:AA:529:ILE:HG23	1:AA:530:GLN:N	2.05	0.71
3:BF:262:GLN:CB	3:BF:267:ASP:OD2	2.39	0.71
3:BP:268:VAL:HG12	3:BQ:286:ARG:HH12	1.53	0.71
3:BL:246:ILE:HG23	3:BL:246:ILE:O	1.91	0.71
1:AA:145:ARG:HB3	1:AA:147:TYR:HE1	1.55	0.71
1:AB:603:TYR:O	1:AB:606:VAL:HG23	1.90	0.71
3:BN:174:TYR:HD2	3:BN:198:LEU:CD1	1.83	0.71
3:BG:313:ARG:CD	3:BO:322:PHE:HD1	2.03	0.71
2:AI:357:VAL:CG2	4:BX:733:ASN:O	2.36	0.71
4:BY:597:GLN:HG3	4:BY:598:ILE:N	2.04	0.71
4:BY:626:THR:HG23	4:BZ:524:PRO:CD	2.21	0.71
3:BK:263:VAL:HG11	3:BK:289:TRP:HD1	1.55	0.71
1:AB:381:THR:CG2	1:AB:576:LEU:CD2	2.54	0.71
3:BQ:246:ILE:O	3:BQ:246:ILE:HG23	1.91	0.71
3:BL:268:VAL:HG12	3:BL:269:LEU:H	1.30	0.71
1:AA:462:GLN:HG3	1:AA:463:ILE:N	2.04	0.71
1:AB:804:SER:HA	1:AB:810:TYR:CE1	2.19	0.71
2:AI:354:ALA:HB1	4:BX:731:ASN:OD1	1.91	0.71
2:AI:220:THR:O	2:AI:220:THR:CG2	2.39	0.71
2:AC:220:THR:CG2	2:AC:220:THR:O	2.39	0.71
4:BY:321:ASN:HB3	4:BY:352:TYR:CE1	2.25	0.71
3:BN:161:ASN:O	3:BN:255:ARG:CG	2.39	0.71
3:BG:317:LEU:HD21	3:BO:325:ARG:O	1.90	0.71
4:BX:494:LEU:HA	4:BX:497:GLN:OE1	1.90	0.71
2:AL:359:PRO:HA	4:BX:701:ILE:CD1	2.21	0.71
3:BI:76:PHE:CZ	3:BI:304:ASN:OD1	2.44	0.71

*Continued on next page...*



*Continued from previous page...*

Atom-1	Atom-2	Interatomic distance (Å)	Clash overlap (Å)
1:AA:654:ILE:O	1:AA:657:VAL:HG23	1.90	0.71
4:BZ:410:THR:CG2	4:BZ:411:LEU:N	2.52	0.71
2:AM:241:ALA:CB	3:BQ:59:ILE:CG2	2.43	0.71
3:BA:162:GLU:HB3	3:BA:253:GLY:O	1.91	0.71
1:AA:451:ASP:CB	1:AA:452:PRO:HD2	2.07	0.71
3:BO:142:MET:CE	3:BO:152:MET:HE2	2.21	0.71
2:AL:165:THR:HG23	3:BP:58:PRO:HB2	1.72	0.71
3:BA:271:ILE:CG2	3:BA:271:ILE:O	2.38	0.71
1:AA:449:ASN:ND2	1:AA:455:PRO:HG3	2.05	0.71
3:BO:125:ALA:HB1	3:BO:223:LYS:CD	2.21	0.71
3:BH:246:ILE:O	3:BH:246:ILE:HG23	1.91	0.71
4:BZ:416:THR:HG22	4:BZ:417:ASP:N	2.05	0.71
4:BX:480:TYR:O	4:BX:483:PRO:CD	2.39	0.71
4:BY:1:MET:HA	4:BY:524:PRO:HA	1.73	0.71
4:BY:710:ASP:O	4:BY:712:VAL:N	2.22	0.71
4:BZ:585:GLY:HA3	4:BZ:709:ALA:HB1	1.73	0.71
4:BZ:724:PHE:CE2	4:BZ:728:LYS:HB2	2.26	0.71
2:AD:302:PRO:C	3:BF:282:GLU:CD	2.49	0.71
1:AB:503:VAL:O	1:AB:505:GLN:N	2.23	0.71
1:AB:523:VAL:C	1:AB:525:TYR:H	1.93	0.71
3:BQ:162:GLU:OE1	3:BQ:253:GLY:HA3	1.90	0.71
1:AA:503:VAL:CG1	1:AA:506:LEU:CB	2.68	0.71
3:BK:68:ALA:HA	4:BZ:600:ASP:HA	1.72	0.71
3:BF:237:LEU:HD21	3:BF:246:ILE:HD13	1.70	0.71
3:BP:60:THR:HG22	3:BP:61:GLY:N	2.03	0.71
3:BO:315:ARG:HH12	3:BO:323:TYR:HE2	1.34	0.71
4:BX:626:THR:HG22	4:BX:627:GLN:N	2.05	0.71
4:BY:4:LEU:HD12	4:BY:524:PRO:HB3	1.73	0.71
4:BZ:544:MET:O	4:BZ:548:VAL:HG23	1.90	0.71
4:BZ:617:ARG:HA	4:BZ:620:ARG:NE	2.05	0.71
3:BF:76:PHE:CZ	3:BF:304:ASN:OD1	2.44	0.71
3:BM:76:PHE:CZ	3:BM:304:ASN:OD1	2.44	0.71
1:AB:433:ASN:ND2	1:AB:446:HIS:HD2	1.89	0.71
3:BI:164:LEU:CD1	3:BI:322:PHE:CE2	2.74	0.71
3:BO:153:SER:OG	3:BO:269:LEU:HD12	1.91	0.71
3:BP:266:SER:HA	3:BP:286:ARG:NH2	2.06	0.71
2:AI:76:ASN:HB2	2:AM:76:ASN:HB2	1.73	0.71
3:BL:268:VAL:HG13	3:BL:269:LEU:H	1.51	0.71
2:AN:306:ALA:CB	3:BP:282:GLU:OE2	2.38	0.71
4:BZ:419:VAL:HG12	4:BZ:420:SER:N	2.04	0.71
4:BX:353:VAL:O	4:BX:425:ARG:HA	1.91	0.71

*Continued on next page...*



*Continued from previous page...*

Atom-1	Atom-2	Interatomic distance (Å)	Clash overlap (Å)
3:BH:176:GLN:CG	3:BH:176:GLN:O	2.38	0.71
3:BN:83:LEU:HD23	3:BN:139:VAL:HG13	1.71	0.71
4:BY:7:ARG:HD2	4:BY:625:ALA:HA	1.72	0.71
2:AI:306:ALA:HB2	3:BM:282:GLU:OE2	1.90	0.71
2:AG:202:PRO:HG3	4:BZ:577:ARG:CZ	2.20	0.71
3:BN:257:ASN:ND2	3:BN:315:ARG:CD	2.54	0.71
3:BG:313:ARG:HD3	3:BO:322:PHE:CD1	2.23	0.71
2:AC:364:GLY:HA2	4:BY:733:ASN:CB	2.17	0.71
4:BX:661:THR:HG22	4:BX:662:GLU:N	2.04	0.71
4:BY:776:LEU:HG	4:BY:776:LEU:O	1.90	0.71
3:BF:159:ILE:CD1	3:BF:260:VAL:HG22	2.18	0.71
1:AA:473:HIS:HE1	2:AG:24:TYR:HD2	1.36	0.71
4:BX:350:TYR:CZ	4:BX:427:ARG:NH1	2.59	0.71
1:AB:526:LYS:O	1:AB:530:GLN:HG2	1.91	0.71
3:BN:246:ILE:HG23	3:BN:246:ILE:O	1.91	0.71
3:BA:83:LEU:HD23	3:BA:139:VAL:HG13	1.71	0.71
3:BL:128:SER:HA	3:BL:155:LEU:CD1	2.21	0.70
4:BZ:661:THR:HG22	4:BZ:662:GLU:N	2.06	0.70
3:BJ:246:ILE:HG23	3:BJ:246:ILE:O	1.91	0.70
3:BF:125:ALA:CB	3:BF:223:LYS:CD	2.53	0.70
3:BK:141:LEU:CD1	3:BK:261:ILE:CG2	2.66	0.70
1:AB:436:ILE:HG13	1:AB:437:TYR:H	1.54	0.70
1:AB:481:ARG:HG3	1:AB:481:ARG:HH11	1.54	0.70
2:AI:76:ASN:HB2	2:AM:76:ASN:CB	2.20	0.70
1:AA:551:ALA:O	1:AA:555:GLU:HB2	1.90	0.70
2:AD:163:SER:HB2	3:BH:62:SER:HA	1.73	0.70
1:AA:852:SER:O	1:AA:853:ASP:CB	2.38	0.70
3:BI:246:ILE:O	3:BI:246:ILE:HG23	1.91	0.70
2:AK:88:PHE:O	2:AK:92:VAL:HG23	1.91	0.70
3:BG:178:THR:H	3:BG:182:ASN:HD22	1.38	0.70
3:BA:76:PHE:CZ	3:BA:304:ASN:OD1	2.44	0.70
2:AC:364:GLY:N	4:BY:733:ASN:CB	2.41	0.70
3:BN:232:GLY:HA3	4:BX:496:ARG:HD3	1.73	0.70
4:BX:581:ILE:HG23	4:BX:597:GLN:HB3	1.71	0.70
4:BX:626:THR:HG23	4:BY:524:PRO:CD	2.20	0.70
3:BI:289:TRP:HH2	3:BI:292:TRP:CD1	2.08	0.70
1:AB:845:ASN:HB3	1:AB:848:PHE:CE1	2.26	0.70
3:BA:272:THR:HG21	3:BA:277:THR:HG22	1.73	0.70
4:BY:552:PHE:O	4:BY:554:LYS:N	2.23	0.70
2:AG:88:PHE:O	2:AG:92:VAL:HG23	1.89	0.70
3:BF:83:LEU:HD23	3:BF:139:VAL:HG13	1.71	0.70

*Continued on next page...*



*Continued from previous page...*

Atom-1	Atom-2	Interatomic distance (Å)	Clash overlap (Å)
3:BG:83:LEU:HD23	3:BG:139:VAL:HG13	1.71	0.70
1:AA:594:ILE:HG23	1:AA:595:PRO:HD2	1.73	0.70
4:BX:34:THR:HB	4:BY:484:ILE:CD1	2.19	0.70
4:BX:668:ILE:HG22	4:BX:670:ASN:O	1.90	0.70
4:BX:710:ASP:O	4:BX:712:VAL:N	2.23	0.70
4:BZ:1:MET:CE	4:BZ:1:MET:H1	2.04	0.70
4:BZ:626:THR:HG22	4:BZ:627:GLN:N	2.05	0.70
3:BQ:307:ILE:HD13	3:BQ:310:MET:HE3	1.72	0.70
3:BK:76:PHE:CZ	3:BK:304:ASN:OD1	2.44	0.70
3:BI:320:ALA:O	3:BI:322:PHE:N	2.24	0.70
4:BY:50:TRP:O	4:BY:356:TRP:HB3	1.92	0.70
3:BF:269:LEU:HA	3:BG:286:ARG:NH2	2.06	0.70
1:AA:521:MET:HB3	1:AA:522:PRO:CD	2.20	0.70
4:BX:47:PRO:HB2	4:BX:420:SER:OG	1.91	0.70
3:BQ:266:SER:HA	3:BQ:286:ARG:NH2	2.06	0.70
1:AB:371:ASN:HB3	1:AB:583:SER:HB2	1.72	0.70
2:AH:88:PHE:O	2:AH:92:VAL:HG23	1.91	0.70
3:BN:167:PRO:HA	3:BN:247:ARG:CD	2.21	0.70
4:BY:254:ILE:HG22	4:BY:255:VAL:N	2.07	0.70
3:BN:76:PHE:CZ	3:BN:304:ASN:OD1	2.44	0.70
4:BX:575:ILE:HG23	4:BX:576:SER:H	1.57	0.70
3:BH:76:PHE:CZ	3:BH:304:ASN:OD1	2.44	0.70
4:BX:350:TYR:CD1	4:BX:427:ARG:CD	2.68	0.70
1:AB:457:GLN:HB2	1:AB:476:ASN:CG	2.12	0.70
1:AB:626:THR:HG21	1:AB:630:ARG:NH2	2.06	0.70
1:AB:745:ALA:HB1	1:AB:748:THR:CB	2.20	0.70
2:AJ:255:ARG:CD	3:BN:65:THR:OG1	2.40	0.70
3:BM:268:VAL:HG21	3:BN:266:SER:C	2.11	0.70
4:BX:48:VAL:H	4:BX:419:VAL:HG11	1.57	0.70
3:BL:266:SER:HA	3:BL:286:ARG:HH12	1.56	0.70
2:AJ:238:ILE:HG23	3:BM:63:MET:HE3	1.74	0.70
1:AA:183:LEU:HD12	1:AA:844:SER:OG	1.92	0.70
3:BO:246:ILE:O	3:BO:246:ILE:HG23	1.91	0.70
3:BL:159:ILE:CD1	3:BL:260:VAL:HG22	2.18	0.70
4:BY:540:ALA:O	4:BY:544:MET:HG3	1.90	0.70
4:BX:262:TRP:CB	4:BX:473:LEU:CD2	2.70	0.70
3:BJ:76:PHE:CZ	3:BJ:304:ASN:OD1	2.44	0.70
3:BK:263:VAL:HG12	3:BK:289:TRP:CB	2.21	0.70
1:AB:97:THR:HA	1:AB:320:THR:HG23	1.72	0.70
1:AA:428:GLN:HG2	1:AA:429:LEU:N	2.07	0.70
1:AA:869:VAL:CG1	1:AA:873:ASN:HA	2.21	0.70

*Continued on next page...*



*Continued from previous page...*

Atom-1	Atom-2	Interatomic distance (Å)	Clash overlap (Å)
3:BJ:169:ASP:HB3	3:BJ:173:TYR:HE1	1.57	0.70
4:BX:21:GLU:HA	4:BX:24:GLU:OE1	1.92	0.70
2:AC:103:GLU:OE1	2:AC:361:PHE:HD1	1.74	0.70
4:BX:19:SER:HB3	4:BZ:18:LEU:HD13	1.73	0.70
4:BX:714:ASP:CG	4:BY:753:ARG:HD3	2.12	0.70
4:BX:633:PHE:CD1	4:BX:719:SER:HB2	2.25	0.70
4:BY:737:SER:OG	4:BY:740:GLN:HG3	1.91	0.70
4:BY:762:ILE:O	4:BY:764:ARG:N	2.25	0.70
4:BZ:618:ARG:HG3	4:BZ:618:ARG:HH11	1.57	0.70
2:AH:242:ASP:C	4:BZ:602:SER:OG	2.30	0.70
1:AB:654:ILE:O	1:AB:657:VAL:HG23	1.92	0.70
3:BN:124:ILE:HD13	3:BN:152:MET:CG	2.17	0.70
1:AA:506:LEU:HD23	1:AA:544:VAL:CA	2.16	0.70
3:BA:124:ILE:HD13	3:BA:152:MET:CG	2.17	0.70
3:BM:64:ASP:O	3:BM:65:THR:CG2	2.40	0.70
3:BN:123:ASP:OD1	3:BN:126:SER:HB3	1.92	0.70
4:BZ:518:ILE:CD1	4:BZ:756:ILE:HD13	2.20	0.70
3:BH:159:ILE:HG22	3:BH:258:VAL:HG11	1.74	0.70
2:AG:241:ALA:HB1	3:BJ:59:ILE:HG21	0.77	0.70
3:BL:313:ARG:O	3:BL:314:SER:CB	2.40	0.70
2:AH:35:ASN:HB3	2:AH:65:LEU:CG	2.22	0.70
1:AB:464:GLN:OE1	1:AB:464:GLN:HA	1.91	0.70
4:BY:351:VAL:O	4:BY:427:ARG:HA	1.90	0.70
1:AB:845:ASN:CB	1:AB:848:PHE:CZ	2.73	0.70
2:AE:313:PRO:HD2	3:BF:279:PRO:CB	2.22	0.70
3:BK:69:ASN:OD1	3:BK:69:ASN:C	2.30	0.70
4:BY:485:THR:HG22	4:BY:485:THR:C	2.12	0.70
3:BP:76:PHE:CZ	3:BP:304:ASN:OD1	2.45	0.70
3:BO:229:VAL:HG12	3:BO:235:HIS:HE1	1.52	0.70
2:AL:359:PRO:HA	4:BX:701:ILE:CG1	2.22	0.70
4:BY:584:VAL:HG23	4:BY:596:THR:HG23	1.73	0.70
4:BZ:701:ILE:HG12	4:BZ:702:PRO:CD	2.21	0.70
4:BZ:633:PHE:CD1	4:BZ:719:SER:HB2	2.26	0.70
3:BH:123:ASP:OD1	3:BH:126:SER:HB3	1.92	0.70
1:AA:647:LYS:CE	1:AA:654:ILE:CD1	2.68	0.70
4:BZ:411:LEU:CD2	4:BZ:424:LEU:CD2	2.70	0.70
3:BQ:159:ILE:HG22	3:BQ:258:VAL:HG11	1.74	0.70
3:BF:288:ASN:CG	3:BH:150:LEU:HD13	2.12	0.70
2:AI:167:ASN:HD22	2:AI:178:GLY:HA2	1.57	0.70
2:AC:167:ASN:HD22	2:AC:178:GLY:HA2	1.57	0.70
1:AA:148:TRP:CZ2	1:AA:833:PHE:CD1	2.79	0.70

*Continued on next page...*



*Continued from previous page...*

Atom-1	Atom-2	Interatomic distance (Å)	Clash overlap (Å)
4:BZ:272:THR:HG22	4:BZ:305:TYR:CE2	2.26	0.70
3:BQ:124:ILE:HD13	3:BQ:152:MET:CG	2.17	0.70
2:AF:313:PRO:HD2	3:BI:279:PRO:CB	2.21	0.70
1:AB:306:ASP:O	1:AB:308:LEU:N	2.22	0.70
4:BZ:321:ASN:HB2	4:BZ:352:TYR:HE1	1.55	0.70
4:BX:724:PHE:CE2	4:BX:728:LYS:HB2	2.27	0.70
3:BH:176:GLN:O	3:BH:176:GLN:HG3	1.90	0.70
1:AA:314:PHE:HZ	1:AA:664:ARG:CG	2.05	0.70
3:BF:162:GLU:OE2	3:BF:315:ARG:HG3	1.91	0.70
4:BY:535:LYS:O	4:BY:537:THR:HG23	1.91	0.70
3:BK:234:ASN:O	3:BK:235:HIS:HD2	1.75	0.70
3:BK:141:LEU:CD1	3:BK:261:ILE:HG21	2.21	0.70
3:BK:307:ILE:HA	3:BK:310:MET:CE	2.22	0.70
1:AB:463:ILE:HD12	1:AB:472:LEU:CD1	2.22	0.70
4:BY:355:TYR:HE2	4:BY:424:LEU:HG	1.57	0.70
3:BG:123:ASP:OD1	3:BG:126:SER:HB3	1.92	0.70
1:AB:457:GLN:HG2	1:AB:476:ASN:OD1	1.91	0.70
1:AA:615:ASN:O	1:AA:618:ILE:HB	1.91	0.70
1:AB:721:VAL:HG12	1:AB:722:ASN:H	1.57	0.70
3:BJ:144:TYR:HD2	3:BJ:144:TYR:C	1.95	0.70
1:AA:136:ALA:O	1:AA:137:ASN:CB	2.40	0.70
3:BF:246:ILE:O	3:BF:246:ILE:HG23	1.91	0.70
2:AE:88:PHE:O	2:AE:92:VAL:HG23	1.91	0.70
4:BY:539:ASP:HA	4:BY:542:LYS:CG	2.22	0.70
4:BY:701:ILE:CG1	4:BY:702:PRO:HD2	2.19	0.70
4:BY:732:ASP:C	4:BY:734:TYR:N	2.46	0.70
4:BX:41:ALA:HB3	4:BX:259:THR:O	1.91	0.70
3:BF:123:ASP:OD1	3:BF:126:SER:HB3	1.92	0.70
3:BN:234:ASN:O	3:BN:235:HIS:HD2	1.75	0.70
4:BY:50:TRP:CA	4:BY:422:ASN:O	2.39	0.70
3:BJ:123:ASP:OD1	3:BJ:126:SER:HB3	1.92	0.70
1:AA:188:VAL:HG12	1:AA:189:GLU:N	2.06	0.70
3:BA:123:ASP:OD1	3:BA:126:SER:HB3	1.92	0.70
3:BI:162:GLU:CB	3:BI:253:GLY:O	2.40	0.70
3:BM:268:VAL:HG21	3:BN:266:SER:HB2	1.72	0.70
3:BO:123:ASP:OD1	3:BO:126:SER:HB3	1.92	0.70
3:BA:87:THR:HG1	3:BA:122:THR:HG22	1.55	0.70
1:AB:772:ILE:HG23	1:AB:773:SER:N	2.05	0.70
1:AB:805:ASP:O	1:AB:807:ASN:N	2.25	0.70
3:BO:266:SER:HA	3:BO:286:ARG:NH2	2.06	0.70
1:AB:166:PHE:CE2	1:AB:689:MET:HG3	2.27	0.70

*Continued on next page...*



*Continued from previous page...*

Atom-1	Atom-2	Interatomic distance (Å)	Clash overlap (Å)
3:BA:178:THR:H	3:BA:182:ASN:HD22	1.40	0.70
2:AE:167:ASN:HD22	2:AE:178:GLY:HA2	1.57	0.70
2:AG:202:PRO:CG	4:BZ:577:ARG:CZ	2.70	0.69
2:AL:241:ALA:HB1	3:BP:59:ILE:CG2	2.18	0.69
3:BP:159:ILE:HG22	3:BP:258:VAL:HG11	1.74	0.69
3:BG:76:PHE:CZ	3:BG:304:ASN:OD1	2.44	0.69
3:BO:108:THR:HG23	3:BO:109:LYS:N	2.07	0.69
2:AH:359:PRO:CB	4:BZ:701:ILE:HG13	2.22	0.69
4:BX:776:LEU:O	4:BX:776:LEU:HG	1.92	0.69
4:BY:522:LEU:HD11	4:BY:749:PRO:HB3	1.74	0.69
4:BY:540:ALA:C	4:BY:544:MET:HG3	2.12	0.69
4:BY:544:MET:HE3	4:BY:653:PRO:HB2	1.67	0.69
4:BY:263:LYS:HG3	4:BY:477:ASN:HB3	1.74	0.69
3:BI:108:THR:HG23	3:BI:109:LYS:N	2.07	0.69
2:AD:171:PRO:HB3	3:BH:312:LYS:HD2	1.73	0.69
3:BK:123:ASP:OD1	3:BK:126:SER:HB3	1.92	0.69
3:BI:132:GLN:CB	3:BI:319:SER:HB2	2.21	0.69
3:BL:125:ALA:HB3	3:BL:223:LYS:HD3	1.65	0.69
3:BK:267:ASP:O	3:BK:268:VAL:CG2	2.36	0.69
1:AA:492:VAL:HG13	1:AA:558:MET:SD	2.32	0.69
2:AK:163:SER:CB	3:BN:62:SER:HA	2.22	0.69
2:AG:167:ASN:HD22	2:AG:178:GLY:HA2	1.57	0.69
1:AB:349:MET:HG3	1:AB:353:LEU:HD12	1.73	0.69
3:BP:322:PHE:C	3:BP:323:TYR:CD1	2.65	0.69
3:BG:255:ARG:HD2	3:BG:257:ASN:HD22	1.56	0.69
3:BQ:229:VAL:HG12	3:BQ:235:HIS:HE1	1.52	0.69
4:BY:517:LEU:HD11	4:BY:639:ALA:HB1	1.74	0.69
4:BY:545:ALA:O	4:BY:549:MET:HG2	1.91	0.69
4:BY:501:LEU:HD13	4:BY:655:THR:HG21	1.72	0.69
4:BY:668:ILE:HG13	4:BY:774:CYS:SG	2.33	0.69
4:BZ:514:MET:CB	4:BZ:756:ILE:HD11	2.19	0.69
3:BJ:108:THR:HG23	3:BJ:109:LYS:N	2.07	0.69
3:BK:159:ILE:HG22	3:BK:258:VAL:HG11	1.74	0.69
1:AB:481:ARG:N	1:AB:481:ARG:CD	2.51	0.69
3:BJ:59:ILE:HG22	3:BJ:60:THR:O	1.92	0.69
3:BQ:158:LEU:HD21	3:BQ:185:ILE:HD13	1.71	0.69
3:BN:259:ALA:HB1	3:BN:285:MET:HE3	1.74	0.69
3:BO:191:CYS:CB	3:BO:244:CYS:HG	2.02	0.69
4:BY:355:TYR:CD2	4:BY:424:LEU:HB2	2.27	0.69
3:BH:63:MET:CG	3:BH:65:THR:HG22	2.20	0.69
4:BZ:269:ARG:HH21	4:BZ:359:SER:HB3	1.54	0.69

*Continued on next page...*



*Continued from previous page...*

Atom-1	Atom-2	Interatomic distance (Å)	Clash overlap (Å)
3:BK:246:ILE:O	3:BK:246:ILE:HG23	1.91	0.69
3:BP:130:ASP:N	3:BP:131:PRO:CD	2.55	0.69
3:BA:144:TYR:CE2	3:BA:146:ALA:HB2	2.26	0.69
3:BN:159:ILE:CG2	3:BN:258:VAL:CB	2.70	0.69
3:BG:313:ARG:CG	3:BO:322:PHE:CD1	2.76	0.69
3:BG:68:ALA:HA	4:BY:510:GLN:NE2	2.07	0.69
4:BZ:692:ALA:HB3	4:BZ:701:ILE:O	1.91	0.69
3:BF:159:ILE:HB	3:BF:258:VAL:HG21	1.73	0.69
1:AA:674:VAL:HG13	1:AA:678:ARG:CB	2.20	0.69
3:BM:108:THR:HG23	3:BM:109:LYS:N	2.07	0.69
3:BL:129:VAL:O	3:BL:187:MET:SD	2.50	0.69
1:AA:807:ASN:O	1:AA:809:PHE:N	2.25	0.69
1:AB:630:ARG:HD2	2:AL:71:LEU:HD13	1.72	0.69
1:AB:721:VAL:HG12	1:AB:722:ASN:N	2.08	0.69
2:AD:220:THR:CG2	2:AD:220:THR:O	2.39	0.69
3:BM:246:ILE:O	3:BM:246:ILE:HG23	1.91	0.69
3:BA:246:ILE:HG23	3:BA:246:ILE:O	1.91	0.69
3:BG:246:ILE:O	3:BG:246:ILE:HG23	1.91	0.69
4:BY:30:THR:HG22	4:BY:31:GLN:N	2.07	0.69
2:AK:167:ASN:HD22	2:AK:178:GLY:HA2	1.57	0.69
2:AD:167:ASN:HD22	2:AD:178:GLY:HA2	1.57	0.69
3:BN:257:ASN:OD1	3:BN:315:ARG:HB2	1.91	0.69
3:BG:159:ILE:HG22	3:BG:258:VAL:HG11	1.74	0.69
3:BO:55:ILE:HG22	3:BO:321:ALA:HB3	1.74	0.69
4:BX:620:ARG:HA	4:BX:673:TYR:CZ	2.28	0.69
4:BX:522:LEU:HD11	4:BX:749:PRO:HB3	1.74	0.69
4:BZ:582:ARG:O	4:BZ:593:ASP:HB2	1.91	0.69
4:BZ:776:LEU:HG	4:BZ:776:LEU:O	1.93	0.69
3:BP:234:ASN:O	3:BP:235:HIS:HD2	1.76	0.69
3:BM:128:SER:OG	3:BM:224:LEU:HD22	1.92	0.69
4:BY:419:VAL:CG1	4:BY:420:SER:N	2.55	0.69
3:BM:123:ASP:OD1	3:BM:126:SER:HB3	1.92	0.69
4:BZ:470:LEU:CD2	4:BZ:472:SER:OG	2.39	0.69
1:AB:791:LYS:O	1:AB:792:VAL:HG13	1.93	0.69
4:BX:332:SER:OG	4:BY:70:GLN:CG	2.39	0.69
3:BA:267:ASP:O	3:BA:268:VAL:CG2	2.39	0.69
2:AG:219:THR:HG22	2:AG:220:THR:N	2.08	0.69
3:BO:285:MET:CE	3:BO:285:MET:HA	2.22	0.69
2:AK:310:ASN:HB2	3:BN:180:GLU:OE2	1.92	0.69
2:AL:167:ASN:HD22	2:AL:178:GLY:HA2	1.57	0.69
4:BY:482:THR:HB	4:BY:483:PRO:HD3	1.73	0.69

*Continued on next page...*



*Continued from previous page...*

Atom-1	Atom-2	Interatomic distance (Å)	Clash overlap (Å)
3:BO:234:ASN:O	3:BO:235:HIS:HD2	1.75	0.69
3:BL:76:PHE:CZ	3:BL:304:ASN:OD1	2.44	0.69
4:BZ:1:MET:H1	4:BZ:1:MET:HE1	1.58	0.69
3:BP:96:ASN:ND2	4:BX:40:PHE:HD2	1.90	0.69
3:BG:175:TYR:O	3:BG:234:ASN:HA	1.92	0.69
3:BF:158:LEU:HD12	3:BF:224:LEU:CD2	2.23	0.69
2:AG:34:PHE:CE2	2:AG:66:LEU:HD11	2.28	0.69
2:AG:241:ALA:HB3	3:BJ:59:ILE:CD1	2.21	0.69
3:BL:123:ASP:OD1	3:BL:126:SER:HB3	1.92	0.69
3:BL:288:ASN:OD1	3:BN:150:LEU:HD12	1.92	0.69
1:AB:743:ASP:CG	1:AB:745:ALA:H	1.94	0.69
3:BI:123:ASP:OD1	3:BI:126:SER:HB3	1.92	0.69
3:BM:124:ILE:HD13	3:BM:152:MET:CG	2.17	0.69
2:AH:306:ALA:CB	3:BI:282:GLU:OE2	2.40	0.69
3:BF:59:ILE:HG22	3:BF:60:THR:O	1.93	0.69
1:AB:770:SER:HB2	1:AB:773:SER:OG	1.92	0.69
4:BY:321:ASN:CB	4:BY:352:TYR:HE1	2.04	0.69
1:AB:400:ASN:ND2	1:AB:403:SER:HB2	2.07	0.69
2:AN:76:ASN:HB2	2:AO:76:ASN:H	1.57	0.69
2:AM:167:ASN:HD22	2:AM:178:GLY:HA2	1.57	0.69
3:BN:125:ALA:CB	3:BN:223:LYS:CD	2.53	0.69
4:BY:581:ILE:HA	4:BY:597:GLN:CB	2.21	0.69
3:BF:174:TYR:CD1	3:BF:198:LEU:CD1	2.69	0.69
3:BF:69:ASN:HD22	6:BF:401:NAG:C1	2.01	0.69
2:AG:164:PHE:H	3:BJ:61:GLY:HA3	1.56	0.69
4:BY:488:VAL:CG2	4:BZ:448:TYR:CE1	2.75	0.69
2:AC:219:THR:HG22	2:AC:220:THR:N	2.08	0.69
1:AB:590:ASN:H	1:AB:590:ASN:ND2	1.90	0.69
2:AK:38:ILE:HD12	2:AK:65:LEU:HD23	1.75	0.69
4:BX:35:ILE:CB	4:BY:37:LEU:CD1	2.70	0.69
3:BN:138:ASN:O	3:BN:258:VAL:HA	1.92	0.69
2:AC:239:ASN:OD1	3:BG:67:TYR:CD2	2.46	0.69
4:BY:525:LEU:HD12	4:BY:529:SER:CB	2.22	0.69
4:BZ:721:ILE:HG22	4:BZ:722:ILE:HG23	1.74	0.69
3:BJ:234:ASN:O	3:BJ:235:HIS:HD2	1.75	0.69
1:AB:418:MET:O	1:AB:419:PHE:HD1	1.75	0.69
3:BJ:322:PHE:CE2	3:BL:313:ARG:HG3	2.27	0.69
3:BI:144:TYR:HE2	3:BI:146:ALA:CA	2.06	0.69
2:AN:167:ASN:HD22	2:AN:178:GLY:HA2	1.57	0.69
3:BO:214:THR:CG2	4:BY:480:TYR:CZ	2.69	0.69
3:BN:173:TYR:HA	4:BX:489:THR:CG2	2.23	0.69

*Continued on next page...*



*Continued from previous page...*

Atom-1	Atom-2	Interatomic distance (Å)	Clash overlap (Å)
3:BG:160:LEU:HD23	3:BG:258:VAL:CG1	2.23	0.69
3:BO:310:MET:CG	3:BO:311:SER:N	2.53	0.69
3:BO:76:PHE:CE2	3:BO:111:TRP:NE1	2.61	0.69
3:BA:234:ASN:O	3:BA:235:HIS:HD2	1.75	0.69
3:BQ:234:ASN:O	3:BQ:235:HIS:HD2	1.75	0.69
3:BI:234:ASN:O	3:BI:235:HIS:HD2	1.75	0.69
3:BL:108:THR:HG23	3:BL:109:LYS:N	2.07	0.69
4:BY:518:ILE:CD1	4:BY:756:ILE:HD13	2.20	0.69
4:BX:695:VAL:HG13	4:BX:696:GLU:OE1	1.92	0.69
4:BY:624:MET:SD	4:BY:632:ASN:HB3	2.32	0.69
3:BG:234:ASN:O	3:BG:235:HIS:HD2	1.75	0.69
3:BH:108:THR:HG23	3:BH:109:LYS:N	2.07	0.69
3:BH:160:LEU:HD23	3:BH:258:VAL:CG1	2.22	0.69
3:BK:158:LEU:HD12	3:BK:224:LEU:CD2	2.23	0.69
1:AB:499:ASN:O	1:AB:500:GLY:C	2.31	0.69
1:AA:469:ALA:C	2:AG:71:LEU:HD22	2.12	0.69
3:BM:160:LEU:HD23	3:BM:258:VAL:CG1	2.23	0.69
3:BI:132:GLN:CA	3:BI:319:SER:HB2	2.22	0.69
3:BQ:126:SER:HA	3:BQ:223:LYS:HZ2	1.57	0.69
3:BP:125:ALA:CB	3:BP:223:LYS:CD	2.54	0.69
1:AA:125:ILE:CG2	1:AA:150:LEU:HD11	2.23	0.69
1:AA:126:PHE:CD2	1:AA:150:LEU:CD1	2.76	0.69
3:BF:288:ASN:HD21	3:BH:150:LEU:HD12	1.57	0.69
4:BY:478:ASP:OD1	4:BY:478:ASP:O	2.11	0.69
3:BA:148:LEU:O	3:BA:152:MET:HG3	1.93	0.69
1:AB:782:VAL:HG11	1:AB:796:LYS:O	1.93	0.69
3:BI:289:TRP:CH2	3:BI:292:TRP:CD1	2.79	0.69
2:AH:219:THR:HG22	2:AH:220:THR:N	2.08	0.69
2:AD:313:PRO:HD2	3:BH:279:PRO:HB3	1.75	0.69
2:AG:22:THR:HG22	2:AG:73:LEU:HD12	1.74	0.69
1:AB:783:PHE:N	1:AB:783:PHE:CD1	2.60	0.69
2:AH:167:ASN:HD22	2:AH:178:GLY:HA2	1.57	0.69
2:AC:310:ASN:HB2	3:BG:180:GLU:OE2	1.93	0.69
2:AO:167:ASN:HD22	2:AO:178:GLY:HA2	1.57	0.69
3:BO:82:CYS:HG	3:BO:135:CYS:HB3	1.57	0.69
4:BX:537:THR:HB	4:BX:541:ALA:H	1.58	0.69
4:BX:538:ILE:C	4:BX:540:ALA:H	1.93	0.69
4:BX:657:PRO:O	4:BX:659:ILE:HG22	1.93	0.69
4:BZ:681:VAL:HB	4:BZ:693:TYR:CG	2.28	0.69
4:BY:358:ASP:O	4:BY:359:SER:O	2.10	0.69
3:BP:57:LEU:CB	3:BP:58:PRO:CD	2.71	0.69

*Continued on next page...*



*Continued from previous page...*

Atom-1	Atom-2	Interatomic distance (Å)	Clash overlap (Å)
4:BY:347:GLU:HG2	4:BY:431:THR:HA	1.74	0.69
3:BL:293:TRP:O	3:BL:297:TYR:HD1	1.76	0.69
3:BI:293:TRP:CE3	3:BI:297:TYR:HE1	2.11	0.69
4:BY:35:ILE:O	4:BY:35:ILE:HG13	1.91	0.69
4:BY:483:PRO:HG3	4:BZ:447:LEU:CD2	2.23	0.69
3:BG:271:ILE:CD1	3:BG:279:PRO:CG	2.33	0.69
3:BN:108:THR:HG23	3:BN:109:LYS:N	2.07	0.69
3:BN:159:ILE:CG2	3:BN:258:VAL:HB	2.23	0.69
3:BO:160:LEU:HD23	3:BO:258:VAL:CG1	2.22	0.69
3:BO:159:ILE:HG22	3:BO:258:VAL:HG11	1.74	0.69
4:BX:666:LYS:O	4:BX:667:PHE:HD1	1.76	0.69
4:BX:585:GLY:HA3	4:BX:709:ALA:HB1	1.74	0.69
4:BY:264:GLU:CA	4:BY:473:LEU:HD23	2.06	0.69
3:BK:108:THR:HG23	3:BK:109:LYS:N	2.07	0.69
3:BK:160:LEU:HD23	3:BK:258:VAL:CG1	2.23	0.69
2:AJ:71:LEU:O	2:AJ:72:ASN:ND2	2.25	0.69
3:BM:255:ARG:HD2	3:BM:257:ASN:HD22	1.57	0.69
2:AK:255:ARG:HD3	3:BL:65:THR:OG1	1.93	0.69
3:BO:288:ASN:OD1	3:BQ:150:LEU:HD12	1.92	0.69
3:BH:267:ASP:H	3:BH:286:ARG:NH1	1.91	0.69
4:BZ:272:THR:CG2	4:BZ:305:TYR:CD2	2.76	0.69
3:BP:144:TYR:HE2	3:BP:146:ALA:CA	2.06	0.69
3:BH:263:VAL:HG12	3:BH:289:TRP:HB2	1.74	0.69
1:AB:717:MET:HE3	1:AB:718:TYR:CE1	2.27	0.69
2:AM:219:THR:HG22	2:AM:220:THR:N	2.08	0.69
3:BO:293:TRP:O	3:BO:297:TYR:HD1	1.76	0.69
2:AD:54:LEU:HD12	2:AD:55:PRO:HD2	1.75	0.69
1:AA:781:THR:O	1:AA:783:PHE:N	2.26	0.69
2:AN:88:PHE:O	2:AN:92:VAL:HG23	1.91	0.69
2:AJ:54:LEU:HD12	2:AJ:55:PRO:HD2	1.75	0.69
3:BN:257:ASN:HD21	3:BN:315:ARG:HD2	1.58	0.68
1:AB:491:GLN:O	1:AB:565:MET:HG2	1.93	0.68
3:BQ:160:LEU:HD23	3:BQ:258:VAL:CG1	2.22	0.68
3:BA:159:ILE:HG22	3:BA:258:VAL:HG11	1.74	0.68
1:AA:757:VAL:HG12	1:AA:758:ALA:N	2.07	0.68
3:BQ:293:TRP:O	3:BQ:297:TYR:HD1	1.76	0.68
3:BI:293:TRP:O	3:BI:297:TYR:HD1	1.76	0.68
2:AH:163:SER:CB	3:BK:62:SER:HA	2.23	0.68
3:BF:78:THR:O	3:BF:78:THR:HG22	1.92	0.68
2:AJ:306:ALA:HB2	3:BN:282:GLU:OE2	1.93	0.68
3:BP:158:LEU:HD12	3:BP:224:LEU:CD2	2.23	0.68

*Continued on next page...*



*Continued from previous page...*

Atom-1	Atom-2	Interatomic distance (Å)	Clash overlap (Å)
4:BX:619:LEU:O	4:BX:623:GLU:N	2.26	0.68
4:BZ:734:TYR:HH	4:BZ:761:PRO:HB2	1.55	0.68
4:BX:473:LEU:HD21	4:BY:262:TRP:NE1	2.09	0.68
3:BM:234:ASN:O	3:BM:235:HIS:HD2	1.75	0.68
1:AA:317:LEU:HD22	1:AA:652:PHE:HD2	1.56	0.68
3:BM:285:MET:HE3	3:BM:306:ILE:HG23	1.74	0.68
3:BI:159:ILE:HG22	3:BI:258:VAL:HG11	1.74	0.68
3:BJ:129:VAL:O	3:BJ:131:PRO:HD2	1.94	0.68
1:AA:126:PHE:CD2	1:AA:150:LEU:HD12	2.29	0.68
3:BA:255:ARG:HD2	3:BA:257:ASN:HD22	1.57	0.68
1:AB:791:LYS:C	1:AB:792:VAL:HG13	2.12	0.68
1:AA:486:ASP:HB2	1:AA:490:ASN:HD22	1.57	0.68
3:BH:59:ILE:HG22	3:BH:60:THR:O	1.93	0.68
1:AA:631:LEU:O	1:AA:633:LEU:HD12	1.93	0.68
1:AB:750:MET:CE	1:AB:750:MET:HA	2.23	0.68
3:BQ:293:TRP:CE3	3:BQ:297:TYR:HE1	2.11	0.68
3:BP:293:TRP:O	3:BP:297:TYR:HD1	1.76	0.68
4:BX:525:LEU:HD12	4:BX:529:SER:CB	2.24	0.68
3:BG:130:ASP:OD1	3:BG:130:ASP:O	2.10	0.68
2:AJ:167:ASN:HD22	2:AJ:178:GLY:HA2	1.57	0.68
3:BO:208:LEU:HG	4:BY:480:TYR:CZ	2.28	0.68
3:BO:128:SER:CB	3:BO:155:LEU:CD1	2.61	0.68
3:BH:234:ASN:O	3:BH:235:HIS:HD2	1.75	0.68
1:AA:661:GLN:NE2	1:AB:348:LYS:HZ1	1.91	0.68
2:AC:295:MET:HE1	3:BH:67:TYR:CG	2.28	0.68
2:AJ:24:TYR:O	2:AJ:27:VAL:HG22	1.94	0.68
2:AI:246:THR:HG22	3:BL:67:TYR:CZ	2.27	0.68
2:AD:76:ASN:N	2:AL:76:ASN:HB2	2.07	0.68
4:BY:554:LYS:HG2	4:BY:554:LYS:O	1.94	0.68
3:BP:178:THR:H	3:BP:182:ASN:HD22	1.41	0.68
3:BL:178:THR:H	3:BL:182:ASN:HD22	1.41	0.68
3:BP:128:SER:CA	3:BP:155:LEU:HD13	2.23	0.68
3:BO:76:PHE:CZ	3:BO:304:ASN:OD1	2.46	0.68
4:BZ:554:LYS:O	4:BZ:554:LYS:HG2	1.94	0.68
3:BP:96:ASN:ND2	4:BX:39:PRO:CB	2.56	0.68
3:BP:174:TYR:CE1	3:BP:198:LEU:HD13	2.29	0.68
1:AB:282:VAL:O	1:AB:284:TYR:N	2.26	0.68
3:BH:153:SER:CB	3:BH:269:LEU:HD11	2.23	0.68
3:BA:160:LEU:HD23	3:BA:258:VAL:CG1	2.22	0.68
1:AA:492:VAL:HG13	1:AA:558:MET:CE	2.23	0.68
4:BY:77:PRO:CD	4:BY:287:LEU:HG	2.23	0.68

*Continued on next page...*



*Continued from previous page...*

Atom-1	Atom-2	Interatomic distance (Å)	Clash overlap (Å)
2:AO:219:THR:HG22	2:AO:220:THR:N	2.08	0.68
2:AN:219:THR:HG22	2:AN:220:THR:N	2.08	0.68
2:AL:310:ASN:CB	3:BP:180:GLU:OE1	2.41	0.68
1:AA:596:SER:HB2	1:AA:599:THR:OG1	1.92	0.68
3:BP:285:MET:HE3	3:BP:306:ILE:HG23	1.76	0.68
4:BX:538:ILE:C	4:BX:540:ALA:N	2.44	0.68
4:BY:13:SER:O	4:BY:16:VAL:HG22	1.93	0.68
3:BQ:108:THR:HG23	3:BQ:109:LYS:N	2.07	0.68
1:AB:393:SER:O	1:AB:394:LEU:HD23	1.92	0.68
1:AB:466:PHE:HZ	2:AI:122:ILE:HD11	1.57	0.68
1:AB:492:VAL:O	1:AB:493:LEU:C	2.31	0.68
3:BJ:160:LEU:HD23	3:BJ:258:VAL:CG1	2.22	0.68
3:BG:129:VAL:HG22	3:BG:187:MET:HB2	1.74	0.68
3:BO:69:ASN:ND2	6:BO:401:NAG:O5	2.21	0.68
3:BJ:129:VAL:C	3:BJ:131:PRO:CD	2.62	0.68
2:AJ:34:PHE:CE2	2:AJ:66:LEU:HD11	2.28	0.68
3:BI:262:GLN:HE22	3:BI:267:ASP:HB2	1.58	0.68
3:BO:263:VAL:HG12	3:BO:289:TRP:HB2	1.76	0.68
3:BM:252:LEU:CG	3:BM:253:GLY:H	2.01	0.68
4:BX:442:THR:HG22	4:BX:443:ARG:N	2.08	0.68
1:AA:452:PRO:CG	1:AB:521:MET:O	2.39	0.68
2:AM:310:ASN:HB3	3:BQ:180:GLU:OE1	1.92	0.68
3:BK:293:TRP:CE3	3:BK:297:TYR:HE1	2.11	0.68
3:BI:170:ILE:HD13	3:BI:239:VAL:HG23	1.76	0.68
2:AF:167:ASN:HD22	2:AF:178:GLY:HA2	1.57	0.68
3:BN:178:THR:H	3:BN:182:ASN:HD22	1.42	0.68
3:BO:178:THR:H	3:BO:182:ASN:HD22	1.41	0.68
4:BX:550:LYS:O	4:BX:550:LYS:HG2	1.92	0.68
2:AD:164:PHE:H	3:BH:61:GLY:C	1.96	0.68
3:BJ:178:THR:H	3:BJ:182:ASN:HD22	1.42	0.68
3:BP:160:LEU:HD23	3:BP:258:VAL:CG1	2.22	0.68
3:BG:108:THR:HG23	3:BG:109:LYS:N	2.07	0.68
4:BY:544:MET:HE3	4:BY:653:PRO:CB	2.21	0.68
4:BY:755:PHE:HB3	4:BY:763:ILE:HD12	1.76	0.68
3:BJ:174:TYR:CE1	3:BJ:198:LEU:HD13	2.29	0.68
3:BL:174:TYR:CE1	3:BL:198:LEU:HD13	2.29	0.68
3:BL:234:ASN:O	3:BL:235:HIS:HD2	1.75	0.68
1:AB:446:HIS:O	1:AB:447:TYR:CB	2.42	0.68
4:BZ:411:LEU:HD22	4:BZ:424:LEU:CD2	2.24	0.68
3:BI:160:LEU:HD23	3:BI:258:VAL:CG1	2.22	0.68
4:BY:307:ARG:NE	4:BY:312:VAL:HG21	2.06	0.68

*Continued on next page...*



*Continued from previous page...*

Atom-1	Atom-2	Interatomic distance (Å)	Clash overlap (Å)
3:BK:191:CYS:CB	3:BK:244:CYS:HG	2.04	0.68
1:AA:204:THR:CG2	1:AA:244:ILE:CD1	2.71	0.68
1:AA:246:HIS:O	1:AA:249:ASP:N	2.25	0.68
1:AA:711:GLN:O	1:AA:712:LEU:HD23	1.93	0.68
2:AD:219:THR:HG22	2:AD:220:THR:N	2.08	0.68
1:AA:283:ASN:ND2	1:AA:869:VAL:O	2.26	0.68
1:AB:811:LEU:HA	1:AB:814:ASN:HD22	1.56	0.68
4:BZ:24:GLU:HA	4:BZ:27:SER:HB2	1.76	0.68
2:AD:67:GLY:O	2:AD:68:THR:HG23	1.93	0.68
3:BA:108:THR:HG23	3:BA:109:LYS:N	2.07	0.68
3:BN:307:ILE:HD13	3:BN:310:MET:HE3	1.76	0.68
4:BX:537:THR:CB	4:BX:540:ALA:HB3	2.24	0.68
4:BX:518:ILE:CD1	4:BX:756:ILE:HD13	2.20	0.68
4:BZ:544:MET:SD	4:BZ:653:PRO:CA	2.78	0.68
4:BX:45:TYR:CE2	4:BX:262:TRP:HZ3	2.11	0.68
3:BF:234:ASN:O	3:BF:235:HIS:HD2	1.75	0.68
1:AA:675:GLU:O	1:AA:677:ARG:N	2.26	0.68
3:BQ:123:ASP:OD1	3:BQ:126:SER:HB3	1.92	0.68
3:BJ:266:SER:HA	3:BJ:286:ARG:NH2	2.08	0.68
3:BI:266:SER:CB	3:BK:268:VAL:O	2.41	0.68
1:AB:368:THR:O	1:AB:369:GLY:O	2.12	0.68
3:BK:293:TRP:O	3:BK:297:TYR:HD1	1.77	0.68
2:AK:38:ILE:HG22	2:AK:42:ASN:ND2	2.09	0.68
2:AM:106:ARG:H	2:AM:106:ARG:HD3	1.59	0.68
3:BA:263:VAL:HG12	3:BA:289:TRP:HB2	1.76	0.68
1:AB:683:ASN:HB3	2:AN:32:GLN:NE2	2.09	0.68
3:BG:272:THR:HG21	3:BG:277:THR:CB	2.24	0.68
4:BX:755:PHE:HB3	4:BX:763:ILE:HD12	1.76	0.68
4:BZ:584:VAL:HG23	4:BZ:596:THR:CG2	2.23	0.68
4:BZ:620:ARG:O	4:BZ:621:LEU:C	2.31	0.68
4:BZ:755:PHE:HA	4:BZ:759:ASP:OD2	1.94	0.68
3:BF:108:THR:HG23	3:BF:109:LYS:N	2.07	0.68
3:BJ:268:VAL:HB	3:BK:266:SER:HB2	0.72	0.68
1:AA:660:ASP:CG	1:AA:661:GLN:N	2.46	0.68
1:AB:869:VAL:HG13	1:AB:873:ASN:HA	1.74	0.68
3:BJ:323:TYR:C	3:BJ:324:TYR:CD1	2.67	0.68
1:AA:200:VAL:O	1:AA:201:ASP:CB	2.40	0.68
3:BF:144:TYR:HE2	3:BF:146:ALA:CA	2.06	0.68
3:BO:144:TYR:HE2	3:BO:146:ALA:CA	2.07	0.68
1:AB:440:PHE:HA	1:AB:518:PHE:CD1	2.29	0.68
3:BG:252:LEU:HG	3:BG:253:GLY:H	1.57	0.68

*Continued on next page...*



*Continued from previous page...*

Atom-1	Atom-2	Interatomic distance (Å)	Clash overlap (Å)
2:AH:38:ILE:HG22	2:AH:42:ASN:ND2	2.09	0.68
3:BQ:144:TYR:HE2	3:BQ:146:ALA:CA	2.07	0.68
1:AA:540:LEU:O	1:AA:540:LEU:HG	1.92	0.68
3:BG:76:PHE:HE2	3:BG:111:TRP:NE1	1.92	0.68
3:BO:170:ILE:HD13	3:BO:239:VAL:HG23	1.76	0.68
3:BI:174:TYR:CE1	3:BI:198:LEU:HD13	2.29	0.68
4:BX:513:ALA:N	4:BZ:575:ILE:HG21	2.09	0.68
3:BM:310:MET:CG	3:BM:311:SER:H	1.94	0.68
1:AA:666:ARG:CG	1:AA:667:ASP:N	2.57	0.68
3:BP:123:ASP:OD1	3:BP:126:SER:CB	2.41	0.68
3:BP:125:ALA:HB3	3:BP:223:LYS:HD3	1.67	0.68
3:BM:69:ASN:ND2	7:BM:401:NAG:O5	2.22	0.68
1:AA:306:ASP:HB2	1:AA:614:TYR:CE2	2.28	0.68
2:AI:219:THR:HG22	2:AI:220:THR:N	2.08	0.68
3:BL:88:GLU:OE1	3:BL:143:LYS:CE	2.41	0.68
3:BG:293:TRP:O	3:BG:297:TYR:HD1	1.76	0.68
3:BA:293:TRP:O	3:BA:297:TYR:HD1	1.76	0.68
3:BO:293:TRP:CE3	3:BO:297:TYR:HE1	2.11	0.68
4:BZ:550:LYS:O	4:BZ:550:LYS:HG2	1.94	0.68
3:BA:59:ILE:HG22	3:BA:60:THR:O	1.93	0.68
3:BN:158:LEU:HD12	3:BN:224:LEU:CD2	2.23	0.68
3:BO:255:ARG:HD2	3:BO:257:ASN:HD22	1.59	0.68
4:BZ:522:LEU:HD11	4:BZ:749:PRO:HB3	1.75	0.68
4:BZ:762:ILE:O	4:BZ:764:ARG:N	2.27	0.68
4:BX:45:TYR:OH	4:BX:474:VAL:HA	1.94	0.68
1:AA:320:THR:HG22	1:AA:651:ILE:HG21	1.74	0.68
3:BM:159:ILE:HG22	3:BM:258:VAL:HG11	1.74	0.68
3:BI:178:THR:H	3:BI:182:ASN:HD22	1.42	0.68
3:BO:290:LYS:HB3	3:BQ:150:LEU:HD21	1.74	0.68
2:AC:167:ASN:O	3:BO:52:ASN:N	2.27	0.68
1:AB:110:ASP:O	1:AB:112:LYS:N	2.25	0.68
3:BK:170:ILE:HD13	3:BK:239:VAL:HG23	1.76	0.68
3:BM:168:MET:HE2	3:BM:175:TYR:CD1	2.29	0.68
2:AM:24:TYR:O	2:AM:27:VAL:HG22	1.94	0.68
3:BH:170:ILE:HD13	3:BH:239:VAL:HG23	1.76	0.68
1:AB:214:ASP:OD1	1:AB:216:GLU:HG2	1.94	0.68
2:AO:147:ARG:HG2	2:AO:148:THR:N	2.09	0.68
4:BX:35:ILE:O	4:BX:35:ILE:HG22	1.94	0.67
4:BX:482:THR:N	4:BX:483:PRO:CD	2.57	0.67
3:BN:129:VAL:C	3:BN:131:PRO:HD3	2.15	0.67
3:BP:108:THR:HG23	3:BP:109:LYS:N	2.07	0.67

*Continued on next page...*



*Continued from previous page...*

Atom-1	Atom-2	Interatomic distance (Å)	Clash overlap (Å)
3:BG:255:ARG:HD2	3:BG:257:ASN:ND2	2.09	0.67
4:BY:540:ALA:HB1	4:BY:544:MET:HE3	1.74	0.67
4:BZ:10:LEU:HD21	4:BZ:552:PHE:HD2	1.58	0.67
4:BZ:694:ARG:HH12	4:BZ:701:ILE:HG22	1.58	0.67
4:BX:45:TYR:HE2	4:BX:262:TRP:CZ3	2.10	0.67
3:BL:229:VAL:HG12	3:BL:235:HIS:HE1	1.52	0.67
3:BK:174:TYR:CE1	3:BK:198:LEU:HD13	2.29	0.67
3:BM:158:LEU:HD12	3:BM:224:LEU:CD2	2.23	0.67
3:BJ:159:ILE:HG22	3:BJ:258:VAL:HG11	1.74	0.67
2:AC:163:SER:CB	3:BG:62:SER:HA	2.23	0.67
1:AB:521:MET:HB2	1:AB:522:PRO:HD2	1.74	0.67
1:AA:194:ARG:NH1	1:AA:229:ARG:HG2	2.08	0.67
3:BF:293:TRP:O	3:BF:297:TYR:HD1	1.76	0.67
3:BM:293:TRP:CE3	3:BM:297:TYR:HE1	2.11	0.67
3:BM:178:THR:H	3:BM:182:ASN:HD22	1.41	0.67
4:BX:501:LEU:HD13	4:BX:655:THR:HG21	1.77	0.67
4:BZ:540:ALA:O	4:BZ:544:MET:CB	2.42	0.67
4:BZ:657:PRO:O	4:BZ:659:ILE:HG22	1.94	0.67
2:AJ:171:PRO:CB	3:BM:312:LYS:HD2	2.24	0.67
1:AB:510:LEU:HD11	1:AB:537:SER:CB	2.24	0.67
4:BY:49:ASN:HB3	4:BY:421:LEU:CD1	2.23	0.67
2:AD:238:ILE:HG23	3:BH:63:MET:HE3	1.75	0.67
2:AG:255:ARG:NH1	3:BK:65:THR:OG1	2.27	0.67
1:AB:642:VAL:O	1:AB:646:LEU:HG	1.94	0.67
3:BH:162:GLU:HB3	3:BH:253:GLY:O	1.94	0.67
3:BL:150:LEU:HD12	3:BM:288:ASN:OD1	1.94	0.67
1:AA:436:ILE:HG13	1:AA:437:TYR:N	2.08	0.67
1:AA:510:LEU:HB2	1:AA:540:LEU:HD13	1.76	0.67
3:BK:168:MET:HE2	3:BK:175:TYR:CD1	2.30	0.67
3:BJ:144:TYR:HE2	3:BJ:146:ALA:CA	2.08	0.67
3:BJ:164:LEU:HD21	3:BL:315:ARG:NH2	2.09	0.67
3:BH:293:TRP:O	3:BH:297:TYR:HD1	1.76	0.67
2:AM:54:LEU:HD12	2:AM:55:PRO:HD2	1.75	0.67
3:BO:214:THR:HG21	4:BY:480:TYR:HE1	1.50	0.67
3:BP:162:GLU:HB3	3:BP:253:GLY:O	1.94	0.67
3:BQ:174:TYR:CE1	3:BQ:198:LEU:HD13	2.29	0.67
4:BY:581:ILE:HA	4:BY:597:GLN:HB2	1.76	0.67
4:BZ:4:LEU:HD12	4:BZ:524:PRO:HB3	1.75	0.67
3:BQ:187:MET:SD	3:BQ:224:LEU:CD1	2.83	0.67
3:BF:150:LEU:CD2	3:BG:290:LYS:CG	2.64	0.67
1:AA:694:ARG:HD2	1:AA:828:GLN:HG2	1.75	0.67

*Continued on next page...*



*Continued from previous page...*

Atom-1	Atom-2	Interatomic distance (Å)	Clash overlap (Å)
2:AL:219:THR:HG22	2:AL:220:THR:N	2.08	0.67
2:AE:219:THR:HG22	2:AE:220:THR:N	2.08	0.67
3:BM:87:THR:HG1	3:BM:122:THR:HG22	1.56	0.67
1:AB:370:ILE:O	1:AB:373:GLN:HB3	1.94	0.67
3:BA:170:ILE:HD13	3:BA:239:VAL:HG23	1.76	0.67
1:AA:783:PHE:H	1:AA:783:PHE:HD1	1.40	0.67
4:BY:418:PHE:CE2	4:BZ:334:PRO:HD2	2.29	0.67
4:BZ:443:ARG:CD	4:BZ:443:ARG:O	2.43	0.67
3:BQ:166:ASN:O	3:BQ:247:ARG:CD	2.42	0.67
3:BP:313:ARG:O	3:BP:315:ARG:N	2.28	0.67
3:BL:159:ILE:HD11	3:BL:260:VAL:HG23	1.73	0.67
4:BX:579:ALA:O	4:BX:581:ILE:HG12	1.94	0.67
4:BY:755:PHE:HA	4:BY:759:ASP:OD2	1.94	0.67
1:AA:246:HIS:HB3	1:AA:249:ASP:OD2	1.94	0.67
1:AA:178:PRO:HD3	1:AA:256:PHE:CE2	2.27	0.67
4:BZ:305:TYR:CE1	4:BZ:307:ARG:HG3	2.29	0.67
1:AB:703:VAL:HG12	1:AB:704:ILE:N	2.10	0.67
3:BH:144:TYR:HD2	3:BH:145:ASP:N	1.93	0.67
1:AB:849:THR:HG23	1:AB:851:TYR:HE1	1.59	0.67
3:BA:266:SER:HA	3:BA:286:ARG:NH2	2.09	0.67
3:BN:293:TRP:CE3	3:BN:297:TYR:HE1	2.11	0.67
3:BG:170:ILE:HD13	3:BG:239:VAL:HG23	1.76	0.67
3:BM:78:THR:O	3:BM:78:THR:HG22	1.94	0.67
3:BK:178:THR:H	3:BK:182:ASN:HD22	1.41	0.67
3:BG:116:VAL:HG12	3:BG:117:TYR:H	1.53	0.67
4:BX:679:ASP:HB3	4:BX:695:VAL:CG1	2.23	0.67
3:BH:158:LEU:HD12	3:BH:224:LEU:CD2	2.23	0.67
3:BM:82:CYS:HG	3:BM:135:CYS:HB3	1.55	0.67
2:AG:24:TYR:O	2:AG:27:VAL:HG22	1.94	0.67
3:BA:126:SER:CA	3:BA:223:LYS:NZ	2.55	0.67
2:AF:163:SER:OG	3:BI:61:GLY:O	2.01	0.67
3:BA:158:LEU:HD12	3:BA:224:LEU:CD2	2.23	0.67
1:AB:230:GLN:HA	1:AB:242:PRO:HD3	1.75	0.67
1:AA:588:ILE:CG2	1:AA:589:GLY:N	2.57	0.67
3:BG:158:LEU:HD12	3:BG:224:LEU:CD2	2.23	0.67
1:AB:703:VAL:HG12	1:AB:704:ILE:H	1.59	0.67
2:AK:219:THR:HG22	2:AK:220:THR:N	2.08	0.67
1:AB:451:ASP:N	1:AB:452:PRO:HD3	2.08	0.67
2:AF:219:THR:HG22	2:AF:220:THR:N	2.08	0.67
1:AA:153:ASP:O	1:AA:155:LEU:N	2.28	0.67
3:BN:293:TRP:O	3:BN:297:TYR:HD1	1.76	0.67

*Continued on next page...*



*Continued from previous page...*

Atom-1	Atom-2	Interatomic distance (Å)	Clash overlap (Å)
2:AG:54:LEU:HD12	2:AG:55:PRO:HD2	1.75	0.67
4:BX:699:ASP:OD1	4:BX:700:GLU:O	2.11	0.67
3:BI:312:LYS:HE3	3:BI:315:ARG:NH1	2.10	0.67
3:BF:255:ARG:HD2	3:BF:257:ASN:HD22	1.59	0.67
3:BM:128:SER:HA	3:BM:155:LEU:CD1	2.25	0.67
3:BJ:125:ALA:CB	3:BJ:223:LYS:CD	2.53	0.67
1:AA:839:MET:HE3	1:AA:840:HIS:CA	2.24	0.67
3:BG:252:LEU:HG	3:BG:253:GLY:N	2.09	0.67
4:BZ:305:TYR:CE1	4:BZ:307:ARG:NE	2.62	0.67
3:BL:266:SER:OG	3:BL:267:ASP:N	2.27	0.67
2:AF:220:THR:O	2:AF:220:THR:CG2	2.39	0.67
3:BH:277:THR:CG2	3:BH:278:ALA:N	2.58	0.67
3:BA:277:THR:CG2	3:BA:278:ALA:N	2.58	0.67
3:BN:170:ILE:HD13	3:BN:239:VAL:HG23	1.76	0.67
3:BM:293:TRP:O	3:BM:297:TYR:HD1	1.76	0.67
3:BA:293:TRP:CE3	3:BA:297:TYR:HE1	2.11	0.67
3:BN:174:TYR:HD2	3:BN:198:LEU:HD11	0.88	0.67
4:BX:517:LEU:HD11	4:BX:639:ALA:HB1	1.77	0.67
4:BY:546:THR:O	4:BY:549:MET:HB2	1.95	0.67
4:BY:307:ARG:NH2	4:BY:312:VAL:HG22	2.10	0.67
1:AB:439:ALA:O	1:AB:518:PHE:HD1	1.78	0.67
3:BJ:55:ILE:CG2	3:BJ:56:ASN:H	2.07	0.67
3:BM:170:ILE:HD13	3:BM:239:VAL:HG23	1.76	0.67
1:AB:374:ALA:HB1	1:AB:580:SER:CA	2.25	0.67
2:AM:34:PHE:CD2	2:AM:66:LEU:CD1	2.77	0.67
3:BP:315:ARG:N	3:BP:315:ARG:CD	2.58	0.67
4:BZ:694:ARG:O	4:BZ:696:GLU:N	2.27	0.67
4:BZ:693:TYR:HA	4:BZ:699:ASP:O	1.95	0.67
4:BX:262:TRP:HE3	4:BX:473:LEU:C	1.98	0.67
3:BM:174:TYR:CE1	3:BM:198:LEU:HD13	2.30	0.67
3:BK:229:VAL:HG12	3:BK:235:HIS:HE1	1.52	0.67
3:BJ:268:VAL:CG2	3:BK:266:SER:HB2	2.24	0.67
1:AB:387:LEU:CD2	1:AB:554:TYR:CE1	2.76	0.67
3:BJ:158:LEU:HD12	3:BJ:224:LEU:CD2	2.23	0.67
3:BM:126:SER:HA	3:BM:223:LYS:HZ2	1.59	0.67
3:BL:255:ARG:HD2	3:BL:257:ASN:HD22	1.60	0.67
3:BI:286:ARG:HH12	3:BK:268:VAL:HG12	1.60	0.67
3:BF:263:VAL:HG12	3:BF:289:TRP:HB2	1.76	0.67
1:AA:570:THR:HG22	1:AA:571:LEU:N	2.08	0.67
4:BX:66:ASP:HB3	4:BX:286:GLY:N	2.10	0.67
1:AB:666:ARG:CG	1:AB:667:ASP:N	2.58	0.67

*Continued on next page...*



*Continued from previous page...*

Atom-1	Atom-2	Interatomic distance (Å)	Clash overlap (Å)
4:BX:442:THR:HG22	4:BX:443:ARG:H	1.60	0.67
4:BY:77:PRO:HD3	4:BY:287:LEU:HD11	1.77	0.67
2:AK:313:PRO:HD2	3:BN:279:PRO:CB	2.25	0.67
3:BJ:293:TRP:O	3:BJ:297:TYR:HD1	1.76	0.67
1:AA:282:VAL:O	1:AA:284:TYR:N	2.28	0.67
1:AB:311:HIS:CD2	1:AB:311:HIS:H	2.13	0.67
2:AG:202:PRO:CG	4:BZ:577:ARG:HE	2.08	0.67
3:BO:162:GLU:HB3	3:BO:253:GLY:C	2.13	0.67
3:BG:69:ASN:HB3	4:BY:507:ALA:HB2	1.76	0.67
3:BL:158:LEU:HD12	3:BL:224:LEU:CD2	2.23	0.67
4:BZ:666:LYS:O	4:BZ:667:PHE:HD1	1.78	0.67
3:BJ:170:ILE:HD13	3:BJ:239:VAL:HG23	1.76	0.67
3:BM:255:ARG:CD	3:BM:257:ASN:HD22	2.07	0.67
3:BM:257:ASN:O	3:BM:258:VAL:C	2.33	0.67
4:BY:270:ASP:CB	4:BY:307:ARG:HD2	2.25	0.67
4:BY:307:ARG:NH1	4:BY:312:VAL:HG11	2.09	0.67
3:BF:144:TYR:HE2	3:BF:146:ALA:N	1.93	0.67
2:AJ:164:PHE:H	3:BM:61:GLY:C	1.98	0.67
3:BJ:56:ASN:O	3:BJ:57:LEU:HD23	1.95	0.67
3:BP:144:TYR:HE2	3:BP:146:ALA:N	1.93	0.67
3:BI:144:TYR:HE2	3:BI:146:ALA:N	1.93	0.67
2:AM:34:PHE:CE2	2:AM:66:LEU:HD11	2.29	0.67
3:BL:172:LEU:HB2	3:BL:173:TYR:CE1	2.29	0.67
2:AN:38:ILE:HG22	2:AN:42:ASN:ND2	2.09	0.67
4:BX:37:LEU:HD11	4:BX:480:TYR:CE2	2.30	0.67
4:BY:500:GLU:O	4:BY:503:GLU:HG3	1.95	0.67
4:BZ:549:MET:C	4:BZ:551:LYS:H	1.97	0.67
1:AB:419:PHE:HD2	1:AB:424:LEU:HD21	1.57	0.67
3:BJ:257:ASN:CG	3:BJ:313:ARG:HG3	2.16	0.67
3:BA:257:ASN:O	3:BA:258:VAL:C	2.33	0.67
1:AB:440:PHE:HD1	1:AB:518:PHE:CE1	2.12	0.67
3:BJ:293:TRP:CE3	3:BJ:297:TYR:HE1	2.11	0.67
1:AB:855:LEU:O	1:AB:857:PHE:N	2.28	0.67
3:BN:167:PRO:HA	3:BN:247:ARG:HD2	1.77	0.67
2:AE:203:ALA:CA	4:BY:775:ARG:CZ	2.71	0.66
3:BP:313:ARG:CG	3:BP:313:ARG:O	2.33	0.66
4:BY:585:GLY:HA3	4:BY:709:ALA:CB	2.25	0.66
3:BM:229:VAL:HG12	3:BM:235:HIS:HE1	1.52	0.66
3:BK:257:ASN:O	3:BK:258:VAL:C	2.33	0.66
3:BN:229:VAL:HG12	3:BN:235:HIS:HE1	1.52	0.66
1:AA:605:ASN:O	1:AA:608:VAL:HB	1.95	0.66

*Continued on next page...*



*Continued from previous page...*

Atom-1	Atom-2	Interatomic distance (Å)	Clash overlap (Å)
3:BF:270:ASP:OD2	3:BG:286:ARG:CG	2.44	0.66
3:BQ:126:SER:CA	3:BQ:223:LYS:NZ	2.55	0.66
3:BL:252:LEU:O	3:BL:253:GLY:O	2.13	0.66
4:BX:33:VAL:CB	4:BY:36:ASN:HD22	2.09	0.66
1:AB:293:PRO:C	1:AB:295:THR:H	1.98	0.66
1:AB:371:ASN:C	1:AB:373:GLN:N	2.45	0.66
1:AB:156:PRO:CB	1:AB:161:ASP:HB3	2.26	0.66
2:AE:38:ILE:HG22	2:AE:42:ASN:ND2	2.09	0.66
2:AM:106:ARG:HG2	2:AM:107:ASN:H	1.59	0.66
3:BI:189:SER:HB2	3:BI:243:THR:HB	1.78	0.66
2:AJ:340:LYS:HD3	2:AJ:342:MET:CE	2.25	0.66
3:BO:189:SER:HB2	3:BO:243:THR:HB	1.78	0.66
2:AN:93:ASP:O	2:AN:97:MET:HG3	1.95	0.66
4:BX:726:THR:HG21	4:BX:766:ARG:HB2	1.75	0.66
2:AD:340:LYS:HD3	2:AD:342:MET:CE	2.25	0.66
2:AG:340:LYS:HD3	2:AG:342:MET:CE	2.25	0.66
2:AG:202:PRO:HG3	4:BZ:577:ARG:NE	2.10	0.66
4:BX:537:THR:HA	4:BX:540:ALA:CB	2.25	0.66
4:BX:624:MET:O	4:BX:626:THR:N	2.26	0.66
4:BY:597:GLN:O	4:BY:598:ILE:C	2.34	0.66
4:BZ:581:ILE:HA	4:BZ:597:GLN:HG2	1.77	0.66
4:BZ:668:ILE:HG13	4:BZ:774:CYS:SG	2.36	0.66
4:BY:263:LYS:CB	4:BY:477:ASN:HB2	2.15	0.66
3:BP:170:ILE:HD13	3:BP:239:VAL:HG23	1.76	0.66
1:AA:647:LYS:HE3	1:AA:654:ILE:CD1	2.25	0.66
3:BJ:126:SER:CA	3:BJ:223:LYS:NZ	2.55	0.66
1:AA:245:LEU:HB3	1:AA:249:ASP:CB	2.25	0.66
3:BN:144:TYR:HE2	3:BN:146:ALA:CA	2.09	0.66
1:AB:702:GLY:HA3	1:AB:759:LEU:O	1.95	0.66
3:BF:277:THR:CG2	3:BF:278:ALA:N	2.58	0.66
2:AK:93:ASP:O	2:AK:97:MET:HG3	1.95	0.66
2:AM:340:LYS:HD3	2:AM:342:MET:CE	2.25	0.66
3:BG:166:ASN:OD1	3:BG:324:TYR:HB3	1.95	0.66
3:BG:257:ASN:O	3:BG:258:VAL:C	2.33	0.66
3:BG:310:MET:O	3:BG:311:SER:CB	2.43	0.66
3:BO:158:LEU:HD12	3:BO:224:LEU:CD2	2.23	0.66
3:BO:137:TYR:CD2	3:BO:310:MET:SD	2.85	0.66
3:BO:174:TYR:CE1	3:BO:198:LEU:HD13	2.29	0.66
4:BX:572:ALA:HA	4:BY:516:GLN:HB2	1.75	0.66
4:BX:262:TRP:CE3	4:BX:473:LEU:O	2.48	0.66
4:BX:262:TRP:CD1	4:BY:262:TRP:CD1	2.83	0.66

*Continued on next page...*



*Continued from previous page...*

Atom-1	Atom-2	Interatomic distance (Å)	Clash overlap (Å)
3:BI:251:LYS:HZ1	3:BI:271:ILE:HG22	1.60	0.66
1:AB:786:ILE:HG23	1:AB:792:VAL:HG12	1.78	0.66
2:AM:164:PHE:H	3:BQ:61:GLY:HA3	1.60	0.66
3:BN:263:VAL:HG12	3:BN:289:TRP:HB2	1.78	0.66
1:AA:577:GLN:O	1:AA:581:VAL:HG23	1.95	0.66
2:AK:106:ARG:CG	2:AK:107:ASN:H	2.03	0.66
1:AB:712:LEU:HD12	1:AB:722:ASN:HB3	1.77	0.66
2:AO:220:THR:CG2	2:AO:220:THR:O	2.39	0.66
3:BH:144:TYR:HE2	3:BH:146:ALA:CA	2.08	0.66
1:AB:477:ASN:CG	2:AI:39:ILE:CG2	2.63	0.66
2:AK:313:PRO:HD2	3:BN:279:PRO:HB3	1.76	0.66
3:BH:293:TRP:CE3	3:BH:297:TYR:HE1	2.11	0.66
3:BP:293:TRP:CE3	3:BP:297:TYR:HE1	2.11	0.66
3:BG:189:SER:HB2	3:BG:243:THR:HB	1.78	0.66
2:AG:106:ARG:H	2:AG:106:ARG:HD3	1.59	0.66
4:BX:416:THR:O	4:BX:418:PHE:N	2.29	0.66
3:BG:137:TYR:OH	3:BG:312:LYS:HB3	1.93	0.66
2:AE:262:GLU:HB3	4:BY:725:LYS:NZ	2.11	0.66
4:BX:691:PHE:CD1	4:BX:691:PHE:N	2.63	0.66
4:BY:519:ASP:O	4:BY:521:ALA:N	2.25	0.66
4:BY:618:ARG:CA	4:BY:622:LYS:HD2	2.23	0.66
4:BZ:517:LEU:HD11	4:BZ:639:ALA:HB1	1.76	0.66
3:BI:315:ARG:O	3:BI:315:ARG:CG	2.40	0.66
1:AB:549:LEU:HD13	1:AB:877:MET:HE1	1.77	0.66
1:AA:246:HIS:CD2	1:AA:248:ILE:HB	2.30	0.66
1:AB:626:THR:CG2	1:AB:630:ARG:NH2	2.58	0.66
1:AA:524:ASP:O	1:AA:526:LYS:N	2.29	0.66
2:AM:255:ARG:HD3	3:BO:65:THR:OG1	1.92	0.66
3:BQ:144:TYR:HE2	3:BQ:146:ALA:N	1.93	0.66
3:BI:64:ASP:C	3:BI:65:THR:HG22	2.15	0.66
2:AJ:219:THR:HG22	2:AJ:220:THR:N	2.08	0.66
3:BM:168:MET:HE2	3:BM:175:TYR:CG	2.31	0.66
2:AK:169:SER:N	3:BP:51:GLN:HA	2.10	0.66
3:BJ:144:TYR:HE2	3:BJ:146:ALA:N	1.94	0.66
1:AB:803:ASN:H	1:AB:807:ASN:HD21	1.43	0.66
4:BY:22:ILE:O	4:BY:26:GLY:N	2.28	0.66
2:AD:24:TYR:O	2:AD:27:VAL:HG22	1.94	0.66
3:BF:293:TRP:CE3	3:BF:297:TYR:HE1	2.11	0.66
2:AJ:6:SER:OG	2:AJ:128:ASN:HA	1.96	0.66
2:AG:6:SER:OG	2:AG:128:ASN:HA	1.96	0.66
3:BN:126:SER:CA	3:BN:223:LYS:NZ	2.55	0.66

*Continued on next page...*



*Continued from previous page...*

Atom-1	Atom-2	Interatomic distance (Å)	Clash overlap (Å)
3:BN:257:ASN:ND2	3:BN:315:ARG:HD3	2.11	0.66
3:BP:310:MET:CG	3:BP:311:SER:H	1.92	0.66
3:BO:258:VAL:CG2	3:BO:259:ALA:N	2.59	0.66
4:BX:755:PHE:HA	4:BX:759:ASP:OD2	1.96	0.66
4:BY:631:MET:SD	4:BY:749:PRO:HA	2.36	0.66
4:BX:716:PRO:HD2	4:BY:750:ARG:NH2	2.10	0.66
3:BJ:310:MET:O	3:BJ:311:SER:CB	2.42	0.66
1:AB:869:VAL:N	1:AB:876:ILE:HG23	2.09	0.66
3:BQ:257:ASN:O	3:BQ:258:VAL:C	2.33	0.66
3:BQ:258:VAL:CG2	3:BQ:259:ALA:N	2.59	0.66
3:BJ:261:ILE:CD1	3:BJ:285:MET:SD	2.83	0.66
3:BL:255:ARG:HD2	3:BL:257:ASN:ND2	2.11	0.66
1:AA:122:LEU:O	1:AA:123:PHE:CB	2.30	0.66
3:BO:144:TYR:HD2	3:BO:145:ASP:N	1.94	0.66
3:BL:263:VAL:HG12	3:BL:289:TRP:HB2	1.76	0.66
3:BN:144:TYR:HE2	3:BN:146:ALA:N	1.94	0.66
3:BP:144:TYR:HD2	3:BP:145:ASP:N	1.93	0.66
3:BP:277:THR:CG2	3:BP:278:ALA:N	2.58	0.66
3:BJ:144:TYR:HD2	3:BJ:145:ASP:N	1.93	0.66
2:AG:310:ASN:HB3	3:BJ:180:GLU:OE1	1.95	0.66
1:AA:314:PHE:CZ	1:AA:664:ARG:CG	2.78	0.66
2:AG:205:ILE:HD13	4:BZ:580:SER:HB2	1.77	0.66
3:BA:168:MET:HA	3:BA:175:TYR:OH	1.95	0.66
4:BY:41:ALA:N	4:BY:259:THR:O	2.29	0.66
3:BL:128:SER:CA	3:BL:155:LEU:HD13	2.26	0.66
4:BX:514:MET:CB	4:BX:756:ILE:HD11	2.19	0.66
1:AA:675:GLU:O	1:AA:678:ARG:N	2.27	0.66
1:AB:431:ILE:HA	1:AB:435:ILE:HD12	1.76	0.66
3:BL:261:ILE:CD1	3:BL:285:MET:SD	2.84	0.66
3:BL:285:MET:HE3	3:BL:306:ILE:HG23	1.77	0.66
3:BQ:170:ILE:HD13	3:BQ:239:VAL:HG23	1.76	0.66
3:BI:258:VAL:CG2	3:BI:259:ALA:N	2.59	0.66
3:BH:266:SER:HA	3:BH:286:ARG:NH2	2.11	0.66
2:AK:238:ILE:HG23	3:BN:63:MET:CE	2.25	0.66
1:AA:537:SER:O	1:AA:540:LEU:HB3	1.96	0.66
3:BI:277:THR:CG2	3:BI:278:ALA:N	2.58	0.66
1:AB:766:ILE:HD11	1:AB:796:LYS:HD3	1.77	0.66
1:AB:180:TYR:O	1:AB:181:LEU:HG	1.95	0.66
3:BK:168:MET:HE2	3:BK:175:TYR:CG	2.31	0.66
1:AA:328:LEU:HD11	1:AA:606:VAL:HG21	1.77	0.66
3:BQ:189:SER:HB2	3:BQ:243:THR:HB	1.78	0.66

*Continued on next page...*



*Continued from previous page...*

Atom-1	Atom-2	Interatomic distance (Å)	Clash overlap (Å)
4:BZ:726:THR:HG21	4:BZ:766:ARG:HB2	1.78	0.66
1:AB:755:GLN:O	1:AB:757:VAL:HG23	1.95	0.66
3:BN:174:TYR:HD1	4:BX:489:THR:HG23	1.60	0.66
4:BY:584:VAL:O	4:BY:709:ALA:HB2	1.96	0.66
4:BY:724:PHE:O	4:BY:727:LEU:N	2.28	0.66
1:AA:474:PHE:O	1:AA:478:ASN:HB2	1.96	0.66
3:BQ:158:LEU:HD12	3:BQ:224:LEU:CD2	2.23	0.66
3:BI:257:ASN:O	3:BI:258:VAL:C	2.33	0.66
2:AC:295:MET:CE	3:BH:67:TYR:CG	2.78	0.66
3:BF:154:GLU:HG3	3:BG:290:LYS:HZ3	1.54	0.66
1:AB:626:THR:CG2	1:AB:630:ARG:HH21	2.09	0.66
3:BK:277:THR:CG2	3:BK:278:ALA:N	2.58	0.66
1:AB:218:GLU:HG3	1:AB:221:VAL:CG2	2.25	0.66
4:BX:693:TYR:OH	4:BX:724:PHE:HB2	1.95	0.66
3:BF:170:ILE:HD13	3:BF:239:VAL:HG23	1.76	0.66
2:AG:106:ARG:HG2	2:AG:107:ASN:H	1.59	0.66
2:AG:11:LEU:O	2:AG:14:ALA:HB3	1.96	0.66
2:AM:6:SER:OG	2:AM:128:ASN:HA	1.96	0.66
2:AD:106:ARG:HD3	2:AD:106:ARG:H	1.59	0.66
3:BF:178:THR:H	3:BF:182:ASN:HD22	1.41	0.66
2:AH:93:ASP:O	2:AH:97:MET:HG3	1.95	0.66
2:AG:202:PRO:CB	4:BZ:577:ARG:HE	2.09	0.66
3:BG:258:VAL:CG2	3:BG:259:ALA:N	2.59	0.66
4:BX:262:TRP:HD1	4:BY:262:TRP:CD1	2.14	0.66
3:BH:261:ILE:CD1	3:BH:285:MET:SD	2.84	0.66
3:BK:144:TYR:HE2	3:BK:146:ALA:N	1.94	0.66
1:AA:622:VAL:CG1	1:AA:672:LEU:O	2.43	0.66
3:BQ:261:ILE:CD1	3:BQ:285:MET:SD	2.84	0.66
3:BL:64:ASP:C	3:BL:65:THR:CG2	2.51	0.66
3:BA:255:ARG:HD2	3:BA:257:ASN:ND2	2.11	0.66
3:BK:252:LEU:HG	3:BK:253:GLY:N	2.08	0.66
1:AB:192:ASN:O	1:AB:193:SER:HB3	1.94	0.66
1:AA:119:GLN:HG2	1:AA:181:LEU:HD11	1.76	0.66
1:AA:416:ASN:HB3	1:AA:424:LEU:CD2	2.23	0.66
1:AB:594:ILE:CD1	1:AB:594:ILE:C	2.64	0.66
4:BZ:443:ARG:CG	4:BZ:443:ARG:O	2.44	0.66
3:BP:189:SER:HB2	3:BP:243:THR:HB	1.78	0.66
3:BH:189:SER:HB2	3:BH:243:THR:HB	1.77	0.66
2:AF:93:ASP:O	2:AF:97:MET:HG3	1.96	0.66
4:BY:479:ASP:O	4:BY:482:THR:HG23	1.95	0.66
3:BP:261:ILE:CD1	3:BP:285:MET:SD	2.84	0.66

*Continued on next page...*



*Continued from previous page...*

Atom-1	Atom-2	Interatomic distance (Å)	Clash overlap (Å)
4:BX:549:MET:C	4:BX:551:LYS:H	1.99	0.66
4:BY:666:LYS:O	4:BY:667:PHE:HD1	1.79	0.66
1:AB:494:ASN:ND2	1:AB:495:ASP:H	1.93	0.66
1:AB:501:HIS:HD2	1:AB:501:HIS:O	1.79	0.66
3:BI:261:ILE:CD1	3:BI:285:MET:SD	2.84	0.66
3:BI:268:VAL:O	3:BI:269:LEU:HD23	1.95	0.66
2:AI:239:ASN:HD22	3:BL:65:THR:HA	1.61	0.66
1:AB:672:LEU:HB3	1:AB:673:PRO:HD2	1.77	0.66
1:AB:319:ASP:OD2	1:AB:572:THR:HG23	1.96	0.66
1:AB:764:PRO:O	1:AB:765:PHE:HB2	1.95	0.66
4:BY:274:ARG:NH2	4:BY:305:TYR:CD1	2.64	0.66
2:AD:106:ARG:HG2	2:AD:107:ASN:H	1.59	0.66
2:AO:67:GLY:O	2:AO:69:THR:N	2.29	0.66
3:BF:189:SER:HB2	3:BF:243:THR:HB	1.78	0.66
3:BG:255:ARG:CD	3:BG:257:ASN:HD22	2.09	0.66
4:BX:500:GLU:O	4:BX:503:GLU:HG3	1.95	0.66
3:BF:257:ASN:O	3:BF:258:VAL:C	2.33	0.66
3:BK:144:TYR:CE2	3:BK:146:ALA:CB	2.79	0.66
3:BJ:150:LEU:HD23	3:BK:290:LYS:CG	2.26	0.66
3:BK:126:SER:CA	3:BK:223:LYS:HZ1	2.00	0.66
1:AA:493:LEU:HD11	1:AA:566:GLN:O	1.96	0.66
1:AA:622:VAL:CG2	1:AA:672:LEU:HB2	2.25	0.66
3:BG:129:VAL:HG22	3:BG:187:MET:HG3	1.77	0.66
1:AA:204:THR:CG2	1:AA:244:ILE:HD12	2.26	0.66
1:AA:697:ASP:O	1:AA:699:ILE:N	2.29	0.66
1:AA:503:VAL:C	1:AA:505:GLN:N	2.50	0.66
1:AB:779:ASP:HA	1:AB:798:ILE:CD1	2.21	0.66
3:BO:277:THR:CG2	3:BO:278:ALA:N	2.58	0.66
4:BY:72:THR:HG21	4:BY:333:LEU:HD22	1.78	0.66
2:AH:340:LYS:HD3	2:AH:342:MET:CE	2.26	0.66
3:BQ:178:THR:H	3:BQ:182:ASN:HD22	1.41	0.66
1:AA:734:ASN:HB3	1:AA:737:GLU:HG2	1.77	0.66
4:BY:17:ASP:OD2	4:BZ:542:LYS:HD2	1.96	0.65
4:BY:541:ALA:O	4:BY:545:ALA:N	2.28	0.65
3:BP:96:ASN:CB	4:BX:39:PRO:CB	2.73	0.65
4:BY:265:MET:HE3	4:BY:477:ASN:HD21	1.62	0.65
3:BP:175:TYR:OH	3:BP:237:LEU:HD22	1.96	0.65
3:BH:126:SER:CA	3:BH:223:LYS:NZ	2.55	0.65
1:AA:474:PHE:CD1	2:AG:69:THR:HG23	2.30	0.65
3:BN:261:ILE:CD1	3:BN:285:MET:SD	2.84	0.65
1:AA:694:ARG:HA	1:AA:701:GLN:HE22	1.61	0.65

*Continued on next page...*



*Continued from previous page...*

Atom-1	Atom-2	Interatomic distance (Å)	Clash overlap (Å)
1:AA:524:ASP:O	1:AA:527:ARG:N	2.27	0.65
1:AA:563:MET:CE	1:AA:563:MET:HA	2.18	0.65
3:BQ:277:THR:CG2	3:BQ:278:ALA:N	2.58	0.65
3:BL:293:TRP:CE3	3:BL:297:TYR:HE1	2.11	0.65
2:AG:205:ILE:CD1	4:BZ:580:SER:HB2	2.27	0.65
2:AI:93:ASP:O	2:AI:97:MET:HG3	1.96	0.65
3:BL:78:THR:O	3:BL:78:THR:HG22	1.94	0.65
2:AD:11:LEU:O	2:AD:14:ALA:HB3	1.96	0.65
3:BN:163:TRP:CZ2	3:BN:251:LYS:HE2	2.31	0.65
3:BO:257:ASN:O	3:BO:258:VAL:C	2.33	0.65
2:AC:246:THR:HG22	3:BG:67:TYR:CE2	2.31	0.65
2:AI:356:PRO:CA	4:BX:735:GLY:HA2	2.21	0.65
4:BZ:694:ARG:NH2	4:BZ:701:ILE:HG21	2.10	0.65
4:BZ:724:PHE:O	4:BZ:727:LEU:N	2.30	0.65
3:BJ:175:TYR:OH	3:BJ:237:LEU:HD22	1.96	0.65
3:BJ:82:CYS:CA	3:BJ:135:CYS:SG	2.85	0.65
3:BH:258:VAL:CG2	3:BH:259:ALA:N	2.59	0.65
3:BK:307:ILE:HD13	3:BK:310:MET:HE3	1.78	0.65
1:AA:646:LEU:O	1:AA:649:LEU:HD12	1.96	0.65
1:AA:646:LEU:CD2	1:AA:665:LEU:CD2	2.74	0.65
3:BM:130:ASP:N	3:BM:131:PRO:CD	2.58	0.65
3:BN:285:MET:HE3	3:BN:306:ILE:HG23	1.78	0.65
3:BJ:64:ASP:C	3:BJ:65:THR:CG2	2.51	0.65
3:BA:255:ARG:CD	3:BA:257:ASN:HD22	2.09	0.65
3:BF:172:LEU:CD2	4:BZ:466:GLY:C	2.65	0.65
3:BO:144:TYR:HE2	3:BO:146:ALA:N	1.93	0.65
2:AH:69:THR:HG22	2:AH:70:LEU:H	1.62	0.65
1:AA:428:GLN:CB	1:AA:456:PHE:CD1	2.79	0.65
1:AB:371:ASN:HA	1:AB:374:ALA:HB3	1.79	0.65
1:AB:374:ALA:HB1	1:AB:580:SER:HB3	1.77	0.65
1:AA:219:GLY:O	1:AA:221:VAL:N	2.29	0.65
3:BN:277:THR:CG2	3:BN:278:ALA:N	2.58	0.65
2:AD:93:ASP:O	2:AD:97:MET:HG3	1.96	0.65
2:AI:11:LEU:O	2:AI:14:ALA:HB3	1.97	0.65
3:BA:269:LEU:O	3:BA:270:ASP:C	2.35	0.65
2:AN:340:LYS:HD3	2:AN:342:MET:CE	2.26	0.65
2:AL:11:LEU:O	2:AL:14:ALA:HB3	1.97	0.65
2:AG:202:PRO:HG3	4:BZ:577:ARG:HE	1.61	0.65
3:BN:164:LEU:O	3:BN:250:LYS:N	2.23	0.65
3:BP:257:ASN:C	3:BP:258:VAL:O	2.35	0.65
3:BG:257:ASN:C	3:BG:258:VAL:O	2.35	0.65

*Continued on next page...*



*Continued from previous page...*

Atom-1	Atom-2	Interatomic distance (Å)	Clash overlap (Å)
2:AE:270:ILE:CA	4:BY:728:LYS:CE	2.70	0.65
4:BY:537:THR:HG21	4:BY:541:ALA:HB2	1.76	0.65
4:BZ:755:PHE:HB3	4:BZ:763:ILE:HD12	1.76	0.65
1:AA:675:GLU:H	1:AA:678:ARG:HG3	1.61	0.65
3:BK:144:TYR:HE2	3:BK:146:ALA:CA	2.08	0.65
3:BM:82:CYS:CA	3:BM:135:CYS:SG	2.84	0.65
1:AB:435:ILE:HG22	1:AB:436:ILE:N	2.05	0.65
3:BM:128:SER:OG	3:BM:224:LEU:CB	2.44	0.65
3:BM:258:VAL:CG2	3:BM:259:ALA:N	2.59	0.65
3:BI:257:ASN:C	3:BI:258:VAL:O	2.35	0.65
3:BA:125:ALA:CB	3:BA:223:LYS:CD	2.53	0.65
2:AJ:34:PHE:HD2	2:AJ:66:LEU:CD1	2.08	0.65
1:AA:390:ARG:HD2	1:AA:570:THR:HG21	1.78	0.65
3:BJ:252:LEU:CG	3:BJ:253:GLY:H	2.02	0.65
1:AB:666:ARG:HG3	1:AB:667:ASP:N	2.11	0.65
1:AB:449:ASN:ND2	1:AB:450:GLY:H	1.94	0.65
1:AB:587:LEU:O	1:AB:587:LEU:HG	1.96	0.65
3:BL:170:ILE:HD13	3:BL:239:VAL:HG23	1.78	0.65
4:BY:550:LYS:O	4:BY:550:LYS:HG2	1.95	0.65
4:BZ:366:VAL:O	4:BZ:366:VAL:HG12	1.96	0.65
2:AE:93:ASP:O	2:AE:97:MET:HG3	1.95	0.65
1:AA:302:ASN:C	1:AA:303:LEU:HD23	2.15	0.65
2:AC:11:LEU:O	2:AC:14:ALA:HB3	1.97	0.65
3:BN:82:CYS:CA	3:BN:135:CYS:SG	2.85	0.65
3:BG:307:ILE:HA	3:BG:310:MET:HE3	1.79	0.65
3:BO:55:ILE:CD1	3:BO:322:PHE:HB3	2.26	0.65
3:BA:174:TYR:CD1	3:BA:198:LEU:HD12	2.29	0.65
4:BY:721:ILE:HG22	4:BY:722:ILE:HG23	1.78	0.65
4:BZ:622:LYS:O	4:BZ:622:LYS:HE3	1.95	0.65
3:BF:82:CYS:CA	3:BF:135:CYS:SG	2.85	0.65
1:AB:404:LEU:HD21	1:AB:430:ALA:HB1	1.77	0.65
3:BF:172:LEU:HD22	4:BZ:467:ARG:N	2.11	0.65
3:BG:150:LEU:CD2	3:BH:290:LYS:HA	2.27	0.65
3:BM:175:TYR:OH	3:BM:237:LEU:HD22	1.96	0.65
4:BX:693:TYR:N	4:BX:693:TYR:CD1	2.64	0.65
2:AE:340:LYS:HD3	2:AE:342:MET:CE	2.26	0.65
2:AG:123:LYS:HG3	2:AG:124:PHE:CE1	2.32	0.65
3:BA:189:SER:HB2	3:BA:243:THR:HB	1.78	0.65
2:AO:340:LYS:HD3	2:AO:342:MET:CE	2.27	0.65
3:BP:258:VAL:CG2	3:BP:259:ALA:N	2.59	0.65
3:BO:175:TYR:OH	3:BO:237:LEU:HD22	1.96	0.65

*Continued on next page...*



*Continued from previous page...*

Atom-1	Atom-2	Interatomic distance (Å)	Clash overlap (Å)
4:BX:573:SER:O	4:BX:575:ILE:HG22	1.95	0.65
3:BH:257:ASN:C	3:BH:258:VAL:O	2.35	0.65
3:BK:144:TYR:HD2	3:BK:145:ASP:N	1.95	0.65
1:AB:869:VAL:HG11	1:AB:873:ASN:HA	1.77	0.65
3:BG:126:SER:CA	3:BG:223:LYS:NZ	2.55	0.65
3:BI:251:LYS:NZ	3:BI:271:ILE:CG2	2.59	0.65
4:BY:488:VAL:CG1	4:BY:489:THR:N	2.53	0.65
3:BA:162:GLU:CB	3:BA:253:GLY:O	2.45	0.65
4:BX:419:VAL:HG12	4:BX:420:SER:N	2.09	0.65
3:BH:144:TYR:HE2	3:BH:146:ALA:N	1.94	0.65
3:BL:144:TYR:HE2	3:BL:146:ALA:CA	2.08	0.65
3:BA:272:THR:HG21	3:BA:277:THR:CG2	2.27	0.65
3:BG:293:TRP:CE3	3:BG:297:TYR:HE1	2.12	0.65
1:AB:605:ASN:O	1:AB:608:VAL:HB	1.97	0.65
2:AO:11:LEU:O	2:AO:14:ALA:HB3	1.96	0.65
4:BY:726:THR:HG21	4:BY:766:ARG:HB2	1.76	0.65
4:BY:40:PHE:CD2	4:BY:259:THR:CB	2.57	0.65
3:BN:307:ILE:HA	3:BN:310:MET:CE	2.27	0.65
3:BG:261:ILE:CD1	3:BG:285:MET:SD	2.84	0.65
3:BF:252:LEU:HG	3:BF:253:GLY:N	2.11	0.65
4:BX:528:PHE:HB2	4:BZ:10:LEU:O	1.97	0.65
4:BY:2:ALA:CB	4:BY:638:ALA:HB2	2.27	0.65
4:BY:644:LYS:C	4:BY:646:ASP:H	2.00	0.65
3:BJ:229:VAL:HG12	3:BJ:235:HIS:HE1	1.52	0.65
1:AA:469:ALA:C	2:AG:71:LEU:CD2	2.65	0.65
3:BM:261:ILE:CD1	3:BM:285:MET:SD	2.84	0.65
3:BI:150:LEU:CD2	3:BJ:290:LYS:HA	2.26	0.65
3:BL:189:SER:HB2	3:BL:243:THR:HB	1.78	0.65
2:AG:93:ASP:O	2:AG:97:MET:HG3	1.96	0.65
3:BG:82:CYS:CA	3:BG:135:CYS:SG	2.85	0.65
4:BX:541:ALA:HA	4:BX:544:MET:HB3	1.78	0.65
4:BX:45:TYR:OH	4:BX:262:TRP:CZ3	2.46	0.65
3:BI:82:CYS:CA	3:BI:135:CYS:SG	2.84	0.65
3:BF:255:ARG:HD2	3:BF:257:ASN:ND2	2.11	0.65
1:AB:501:HIS:O	1:AB:501:HIS:CD2	2.49	0.65
3:BM:257:ASN:C	3:BM:258:VAL:O	2.35	0.65
3:BI:132:GLN:HA	3:BI:319:SER:CB	2.26	0.65
4:BY:358:ASP:O	4:BY:363:ARG:HD2	1.96	0.65
3:BI:191:CYS:HG	3:BI:244:CYS:CB	2.09	0.65
3:BM:277:THR:CG2	3:BM:278:ALA:N	2.58	0.65
1:AA:629:ASN:C	1:AA:631:LEU:H	2.00	0.65

*Continued on next page...*



*Continued from previous page...*

Atom-1	Atom-2	Interatomic distance (Å)	Clash overlap (Å)
3:BM:59:ILE:HG22	3:BM:60:THR:O	1.97	0.65
2:AJ:11:LEU:O	2:AJ:14:ALA:HB3	1.96	0.65
2:AJ:123:LYS:HG3	2:AJ:124:PHE:CE1	2.32	0.65
3:BA:80:THR:HG21	3:BQ:166:ASN:CG	2.17	0.65
4:BY:479:ASP:OD1	4:BY:479:ASP:C	2.34	0.65
3:BN:173:TYR:CD2	4:BX:489:THR:OG1	2.48	0.65
3:BO:76:PHE:HE2	3:BO:111:TRP:CD1	2.14	0.65
3:BP:69:ASN:HD21	4:BX:598:ILE:HD11	1.61	0.65
4:BX:665:GLU:HG3	4:BX:666:LYS:HG3	1.78	0.65
4:BY:736:ILE:CG2	4:BY:741:ALA:HB2	2.27	0.65
3:BJ:53:TYR:HA	3:BL:55:ILE:HG12	1.77	0.65
3:BA:148:LEU:HD22	3:BA:151:ASP:OD2	1.96	0.65
3:BI:263:VAL:HG11	3:BI:289:TRP:HE3	1.62	0.65
2:AK:220:THR:O	2:AK:220:THR:CG2	2.39	0.65
3:BM:64:ASP:C	3:BM:65:THR:HG22	2.16	0.65
1:AB:371:ASN:C	1:AB:373:GLN:H	1.98	0.65
2:AM:11:LEU:O	2:AM:14:ALA:HB3	1.96	0.65
2:AI:4:LEU:HA	2:AI:7:LEU:HD12	1.79	0.65
2:AJ:93:ASP:O	2:AJ:97:MET:HG3	1.96	0.65
2:AE:54:LEU:HD12	2:AE:55:PRO:HD2	1.79	0.65
2:AN:54:LEU:HD12	2:AN:55:PRO:HD2	1.79	0.65
1:AB:355:LEU:HG	1:AB:356:GLU:N	2.11	0.65
2:AL:340:LYS:HD3	2:AL:342:MET:CE	2.27	0.65
1:AB:734:ASN:HB3	1:AB:737:GLU:HB2	1.76	0.65
2:AE:11:LEU:O	2:AE:14:ALA:HB3	1.97	0.65
3:BP:76:PHE:CD2	3:BP:110:GLY:O	2.49	0.65
3:BO:82:CYS:CA	3:BO:135:CYS:SG	2.85	0.65
2:AI:356:PRO:HA	4:BX:735:GLY:CA	2.22	0.65
4:BZ:581:ILE:HG22	4:BZ:582:ARG:H	1.62	0.65
4:BZ:633:PHE:HB3	4:BZ:671:ARG:HH11	1.61	0.65
3:BF:261:ILE:CD1	3:BF:285:MET:SD	2.84	0.65
3:BK:310:MET:CG	3:BK:311:SER:N	2.30	0.65
3:BM:126:SER:CA	3:BM:223:LYS:NZ	2.55	0.65
1:AB:250:HIS:O	1:AB:254:GLU:HB2	1.97	0.65
2:AM:313:PRO:CD	3:BQ:279:PRO:HB2	2.27	0.65
3:BL:286:ARG:HE	3:BN:270:ASP:CB	2.10	0.65
1:AB:99:GLU:HB3	1:AB:100:PRO:CD	2.25	0.65
2:AJ:313:PRO:HD2	3:BM:279:PRO:HB3	1.79	0.65
1:AB:805:ASP:C	1:AB:807:ASN:H	1.98	0.65
1:AB:781:THR:O	1:AB:783:PHE:N	2.29	0.65
2:AJ:4:LEU:HA	2:AJ:7:LEU:HD12	1.79	0.65

*Continued on next page...*



*Continued from previous page...*

Atom-1	Atom-2	Interatomic distance (Å)	Clash overlap (Å)
2:AG:4:LEU:HA	2:AG:7:LEU:HD12	1.79	0.65
2:AK:340:LYS:HD3	2:AK:342:MET:CE	2.26	0.65
1:AA:176:GLU:O	1:AA:176:GLU:HG2	1.96	0.65
2:AK:11:LEU:O	2:AK:14:ALA:HB3	1.97	0.65
4:BX:631:MET:SD	4:BX:749:PRO:HA	2.37	0.65
4:BY:681:VAL:CG2	4:BY:693:TYR:HB2	2.27	0.65
3:BF:255:ARG:CD	3:BF:257:ASN:HD22	2.10	0.65
3:BK:82:CYS:CA	3:BK:135:CYS:SG	2.85	0.65
1:AB:482:GLN:C	1:AB:483:VAL:HG23	2.17	0.65
3:BF:144:TYR:CE2	3:BF:146:ALA:CA	2.80	0.65
4:BZ:268:ASN:CG	4:BZ:269:ARG:N	2.50	0.65
3:BP:267:ASP:H	3:BP:286:ARG:NH1	1.95	0.65
2:AM:93:ASP:O	2:AM:97:MET:HG3	1.96	0.65
1:AB:712:LEU:CD1	1:AB:722:ASN:HB3	2.27	0.65
3:BI:144:TYR:CE2	3:BI:146:ALA:N	2.66	0.65
1:AB:182:LEU:HD22	1:AB:846:LEU:HA	1.78	0.65
4:BX:250:ALA:O	4:BX:251:ASN:CB	2.44	0.65
2:AK:38:ILE:HD12	2:AK:65:LEU:CD2	2.26	0.65
2:AF:340:LYS:HD3	2:AF:342:MET:CE	2.26	0.65
2:AK:54:LEU:HD12	2:AK:55:PRO:HD2	1.79	0.65
2:AL:93:ASP:O	2:AL:97:MET:HG3	1.96	0.65
4:BY:251:ASN:O	4:BY:252:GLU:HB2	1.97	0.64
3:BN:76:PHE:CE2	3:BN:304:ASN:OD1	2.51	0.64
3:BG:137:TYR:CE1	3:BG:312:LYS:HB3	2.32	0.64
3:BO:257:ASN:C	3:BO:258:VAL:O	2.35	0.64
4:BX:584:VAL:HG23	4:BX:596:THR:CG2	2.27	0.64
4:BZ:631:MET:CE	4:BZ:752:LEU:HD23	2.28	0.64
3:BJ:257:ASN:O	3:BJ:258:VAL:C	2.33	0.64
2:AC:298:PRO:HD2	3:BH:67:TYR:CD2	2.31	0.64
3:BA:257:ASN:C	3:BA:258:VAL:O	2.35	0.64
3:BO:144:TYR:CE2	3:BO:146:ALA:CB	2.79	0.64
1:AA:717:MET:HG3	1:AA:718:TYR:HD1	1.61	0.64
4:BZ:264:GLU:CB	4:BZ:473:LEU:CA	2.64	0.64
1:AB:743:ASP:HB3	1:AB:790:ARG:NH1	2.11	0.64
3:BQ:252:LEU:O	3:BQ:253:GLY:C	2.34	0.64
1:AA:437:TYR:OH	1:AA:462:GLN:HG2	1.97	0.64
1:AA:462:GLN:HG3	1:AA:463:ILE:HG23	1.78	0.64
3:BI:150:LEU:HD12	3:BJ:288:ASN:OD1	1.96	0.64
3:BJ:277:THR:CG2	3:BJ:278:ALA:N	2.58	0.64
4:BY:407:ALA:CB	4:BY:427:ARG:O	2.44	0.64
3:BL:144:TYR:HE2	3:BL:146:ALA:N	1.94	0.64

*Continued on next page...*



*Continued from previous page...*

Atom-1	Atom-2	Interatomic distance (Å)	Clash overlap (Å)
3:BL:277:THR:CG2	3:BL:278:ALA:N	2.58	0.64
1:AA:854:LEU:O	1:AA:856:ALA:N	2.30	0.64
2:AD:6:SER:OG	2:AD:128:ASN:HA	1.96	0.64
2:AM:123:LYS:HG3	2:AM:124:PHE:CE1	2.32	0.64
3:BN:189:SER:HB2	3:BN:243:THR:HB	1.77	0.64
2:AC:340:LYS:HD3	2:AC:342:MET:CE	2.27	0.64
3:BK:189:SER:HB2	3:BK:243:THR:HB	1.78	0.64
3:BL:82:CYS:CA	3:BL:135:CYS:SG	2.84	0.64
4:BX:13:SER:O	4:BX:16:VAL:HG13	1.97	0.64
4:BY:2:ALA:HB3	4:BY:635:ASP:HA	1.78	0.64
4:BZ:619:LEU:HD11	4:BZ:712:VAL:CG1	2.28	0.64
4:BZ:557:LEU:CD2	4:BZ:621:LEU:HD21	2.27	0.64
3:BN:259:ALA:HB1	3:BN:285:MET:CE	2.27	0.64
1:AB:523:VAL:O	1:AB:525:TYR:N	2.30	0.64
3:BO:144:TYR:CE2	3:BO:146:ALA:N	2.66	0.64
2:AG:220:THR:O	2:AG:220:THR:CG2	2.39	0.64
3:BH:129:VAL:O	3:BH:131:PRO:N	2.30	0.64
1:AA:265:LEU:CD2	1:AA:292:LEU:HD13	2.27	0.64
2:AC:4:LEU:HA	2:AC:7:LEU:HD12	1.79	0.64
3:BA:82:CYS:CA	3:BA:135:CYS:SG	2.85	0.64
4:BY:657:PRO:O	4:BY:659:ILE:HG22	1.96	0.64
3:BH:125:ALA:CB	3:BH:223:LYS:CD	2.53	0.64
1:AB:504:ASN:O	1:AB:507:MET:N	2.29	0.64
3:BM:255:ARG:HD2	3:BM:257:ASN:ND2	2.12	0.64
3:BL:125:ALA:CB	3:BL:223:LYS:CD	2.53	0.64
3:BA:126:SER:CA	3:BA:223:LYS:HZ1	2.02	0.64
3:BQ:144:TYR:CE2	3:BQ:146:ALA:CA	2.80	0.64
1:AB:701:GLN:O	1:AB:826:TYR:HB3	1.98	0.64
2:AH:220:THR:O	2:AH:220:THR:CG2	2.39	0.64
3:BJ:144:TYR:CE2	3:BJ:146:ALA:N	2.66	0.64
3:BL:144:TYR:CE2	3:BL:146:ALA:N	2.66	0.64
1:AB:770:SER:HB3	1:AB:772:ILE:HG22	1.77	0.64
3:BN:170:ILE:HA	3:BN:175:TYR:OH	1.98	0.64
2:AK:35:ASN:HB3	2:AK:65:LEU:HD22	1.79	0.64
4:BX:36:ASN:O	4:BX:37:LEU:HB3	1.97	0.64
4:BX:480:TYR:O	4:BX:483:PRO:HD3	1.97	0.64
3:BN:257:ASN:ND2	3:BN:315:ARG:HD2	2.12	0.64
3:BP:82:CYS:CA	3:BP:135:CYS:SG	2.85	0.64
3:BP:162:GLU:CB	3:BP:253:GLY:O	2.46	0.64
3:BG:285:MET:HE3	3:BG:306:ILE:HG23	1.80	0.64
2:AL:359:PRO:HA	4:BX:701:ILE:HD11	1.80	0.64

*Continued on next page...*



*Continued from previous page...*

Atom-1	Atom-2	Interatomic distance (Å)	Clash overlap (Å)
4:BY:18:LEU:HD13	4:BZ:19:SER:HB3	1.77	0.64
1:AB:419:PHE:HD2	1:AB:424:LEU:CD2	2.09	0.64
3:BJ:257:ASN:HD21	3:BJ:313:ARG:CG	2.10	0.64
1:AA:722:ASN:HB3	1:AA:824:LYS:HA	1.79	0.64
2:AE:255:ARG:CD	3:BG:65:THR:HG21	2.27	0.64
3:BI:150:LEU:HD22	3:BJ:290:LYS:HA	1.78	0.64
3:BK:175:TYR:OH	3:BK:237:LEU:HD22	1.96	0.64
3:BO:58:PRO:O	3:BO:59:ILE:CG1	2.44	0.64
2:AC:93:ASP:O	2:AC:97:MET:HG3	1.96	0.64
4:BZ:267:TYR:HB3	4:BZ:361:ALA:HB1	1.80	0.64
1:AB:486:ASP:O	1:AB:488:VAL:N	2.30	0.64
3:BL:158:LEU:CD1	3:BL:224:LEU:HD21	2.27	0.64
4:BY:549:MET:C	4:BY:551:LYS:H	1.98	0.64
4:BY:2:ALA:HB2	4:BY:638:ALA:CB	2.28	0.64
3:BQ:82:CYS:CA	3:BQ:135:CYS:SG	2.85	0.64
1:AA:480:PHE:CD2	1:AA:493:LEU:HB3	2.32	0.64
4:BY:313:THR:HB	4:BY:358:ASP:HB3	1.78	0.64
3:BG:263:VAL:HG12	3:BG:289:TRP:HB2	1.80	0.64
3:BL:255:ARG:CD	3:BL:257:ASN:HD22	2.11	0.64
1:AA:839:MET:HE3	1:AA:840:HIS:N	2.13	0.64
3:BA:258:VAL:CG2	3:BA:259:ALA:N	2.59	0.64
1:AB:745:ALA:O	1:AB:746:GLN:C	2.36	0.64
1:AB:663:TYR:O	1:AB:666:ARG:HG2	1.98	0.64
1:AA:308:LEU:HD22	1:AA:668:ARG:HB3	1.78	0.64
3:BN:144:TYR:CE2	3:BN:146:ALA:CB	2.79	0.64
3:BP:150:LEU:CD2	3:BQ:290:LYS:HA	2.28	0.64
3:BP:144:TYR:CE2	3:BP:146:ALA:CA	2.80	0.64
1:AB:825:VAL:CG1	1:AB:826:TYR:N	2.61	0.64
3:BH:144:TYR:CE2	3:BH:146:ALA:CA	2.80	0.64
3:BH:144:TYR:CE2	3:BH:146:ALA:N	2.66	0.64
4:BX:523:LEU:O	4:BX:525:LEU:N	2.31	0.64
2:AD:123:LYS:HG3	2:AD:124:PHE:CE1	2.32	0.64
2:AN:11:LEU:O	2:AN:14:ALA:HB3	1.97	0.64
2:AI:340:LYS:HD3	2:AI:342:MET:CE	2.27	0.64
2:AH:11:LEU:O	2:AH:14:ALA:HB3	1.97	0.64
2:AE:203:ALA:CA	4:BY:775:ARG:NH2	2.59	0.64
4:BX:628:THR:HG22	4:BX:629:GLU:H	1.62	0.64
4:BY:590:ALA:HA	4:BY:594:VAL:CG2	2.28	0.64
4:BZ:546:THR:O	4:BZ:549:MET:HB2	1.97	0.64
3:BJ:258:VAL:CG2	3:BJ:259:ALA:N	2.59	0.64
3:BI:268:VAL:HG11	3:BJ:286:ARG:HH12	1.60	0.64

*Continued on next page...*



*Continued from previous page...*

Atom-1	Atom-2	Interatomic distance (Å)	Clash overlap (Å)
1:AA:178:PRO:CD	1:AA:256:PHE:HE2	2.10	0.64
2:AI:76:ASN:HB2	2:AM:74:ASP:OD2	1.97	0.64
3:BN:144:TYR:CE2	3:BN:146:ALA:N	2.66	0.64
3:BQ:263:VAL:HG12	3:BQ:289:TRP:HB2	1.78	0.64
3:BL:150:LEU:CD2	3:BM:290:LYS:HA	2.28	0.64
3:BP:144:TYR:CE2	3:BP:146:ALA:N	2.66	0.64
1:AB:700:ALA:CB	1:AB:827:LYS:HB2	2.28	0.64
3:BK:168:MET:HE1	3:BK:175:TYR:CD1	2.32	0.64
3:BH:129:VAL:CG1	3:BH:130:ASP:H	2.09	0.64
4:BZ:443:ARG:O	4:BZ:444:VAL:CG2	2.46	0.64
2:AJ:244:ALA:HA	3:BM:68:ALA:HB3	1.80	0.64
3:BJ:189:SER:HB2	3:BJ:243:THR:HB	1.78	0.64
3:BM:189:SER:HB2	3:BM:243:THR:HB	1.78	0.64
2:AH:310:ASN:OD1	3:BI:305:GLN:NE2	2.30	0.64
2:AF:11:LEU:O	2:AF:14:ALA:HB3	1.97	0.64
4:BY:479:ASP:OD1	4:BY:480:TYR:N	2.30	0.64
3:BG:313:ARG:HG2	3:BO:322:PHE:CE1	2.33	0.64
4:BX:694:ARG:O	4:BX:696:GLU:N	2.31	0.64
2:AI:357:VAL:H	4:BX:734:TYR:C	2.01	0.64
4:BY:570:ASP:N	4:BY:570:ASP:OD1	2.31	0.64
4:BY:633:PHE:HB3	4:BY:671:ARG:HH11	1.63	0.64
3:BH:82:CYS:CA	3:BH:135:CYS:SG	2.85	0.64
1:AB:510:LEU:CD1	1:AB:537:SER:HA	2.28	0.64
3:BI:285:MET:HE3	3:BI:306:ILE:HG23	1.80	0.64
3:BO:144:TYR:CE2	3:BO:146:ALA:CA	2.80	0.64
1:AB:111:ILE:HG12	1:AB:650:GLN:CD	2.17	0.64
1:AB:570:THR:HG22	1:AB:572:THR:H	1.62	0.64
1:AA:431:ILE:HA	1:AA:435:ILE:HD12	1.79	0.64
3:BJ:144:TYR:CE2	3:BJ:146:ALA:CA	2.81	0.64
2:AM:4:LEU:HA	2:AM:7:LEU:HD12	1.79	0.64
3:BP:312:LYS:O	3:BP:313:ARG:CB	2.31	0.64
4:BX:1:MET:HG3	4:BX:521:ALA:C	2.19	0.64
2:AE:272:THR:N	4:BY:729:ASN:OD1	2.31	0.64
4:BY:753:ARG:HG3	4:BY:753:ARG:HH11	1.63	0.64
3:BK:144:TYR:CE2	3:BK:146:ALA:CA	2.80	0.64
3:BK:126:SER:CA	3:BK:223:LYS:NZ	2.55	0.64
2:AJ:171:PRO:HB3	3:BM:312:LYS:HZ2	1.62	0.64
1:AA:663:TYR:O	1:AA:666:ARG:HG2	1.98	0.64
1:AB:481:ARG:NE	2:AI:65:LEU:CD1	2.61	0.64
4:BY:46:ALA:N	4:BY:47:PRO:CD	2.61	0.64
1:AB:200:VAL:HG23	1:AB:242:PRO:O	1.98	0.64

*Continued on next page...*



*Continued from previous page...*

Atom-1	Atom-2	Interatomic distance (Å)	Clash overlap (Å)
3:BN:144:TYR:HD2	3:BN:145:ASP:N	1.95	0.64
3:BJ:144:TYR:C	3:BJ:144:TYR:CD2	2.66	0.64
1:AA:160:TYR:CE1	1:AA:633:LEU:HA	2.32	0.64
2:AD:313:PRO:HD2	3:BH:279:PRO:HB2	1.79	0.64
4:BX:369:ARG:HH12	4:BZ:333:LEU:HG	1.62	0.64
2:AF:4:LEU:HA	2:AF:7:LEU:HD12	1.79	0.64
3:BA:311:SER:O	3:BA:312:LYS:HB2	1.98	0.64
3:BN:174:TYR:HB2	4:BX:490:VAL:HA	1.78	0.64
3:BN:310:MET:O	3:BN:311:SER:HB3	1.97	0.64
3:BG:322:PHE:CZ	3:BO:325:ARG:HD2	2.33	0.64
3:BO:255:ARG:HD2	3:BO:257:ASN:ND2	2.12	0.64
4:BX:538:ILE:HG22	4:BX:538:ILE:O	1.97	0.64
4:BX:584:VAL:O	4:BX:709:ALA:HB2	1.97	0.64
4:BZ:2:ALA:O	4:BZ:5:ILE:HG23	1.98	0.64
3:BK:144:TYR:CE2	3:BK:146:ALA:N	2.65	0.64
1:AB:418:MET:HB3	1:AB:567:HIS:NE2	2.13	0.64
1:AB:862:THR:HG22	1:AB:863:VAL:O	1.98	0.64
1:AB:868:ALA:O	1:AB:869:VAL:HG23	1.98	0.64
3:BF:144:TYR:HD2	3:BF:145:ASP:N	1.94	0.64
2:AI:239:ASN:HA	3:BL:67:TYR:CE2	2.32	0.64
3:BJ:162:GLU:HB3	3:BJ:253:GLY:C	2.18	0.64
4:BZ:305:TYR:CE1	4:BZ:307:ARG:CG	2.81	0.64
1:AA:539:ARG:NH2	1:AA:588:ILE:O	2.31	0.64
1:AA:275:PRO:HB2	1:AA:278:ILE:CG1	2.28	0.64
3:BA:285:MET:HG3	3:BA:286:ARG:N	2.13	0.64
1:AB:346:ILE:O	1:AB:349:MET:HB3	1.96	0.64
4:BZ:443:ARG:O	4:BZ:444:VAL:HG23	1.97	0.64
3:BN:88:GLU:OE1	3:BN:143:LYS:HE3	1.98	0.64
4:BZ:595:SER:HB3	4:BZ:614:THR:HG22	1.80	0.64
3:BF:162:GLU:HB3	3:BF:253:GLY:C	2.18	0.64
4:BX:10:LEU:HD21	4:BX:552:PHE:HD2	1.63	0.64
4:BX:721:ILE:HG22	4:BX:722:ILE:HG23	1.80	0.64
4:BY:640:VAL:O	4:BY:643:THR:HB	1.97	0.64
1:AB:494:ASN:HB2	2:AI:69:THR:OG1	1.98	0.64
4:BY:307:ARG:NH2	4:BY:312:VAL:CG2	2.60	0.64
4:BX:66:ASP:OD2	4:BX:207:ILE:HB	1.98	0.64
3:BL:165:CYS:SG	3:BL:321:ALA:HA	2.38	0.64
3:BL:286:ARG:HE	3:BN:270:ASP:HB3	1.63	0.64
3:BM:272:THR:CG2	3:BM:277:THR:HG22	2.26	0.64
3:BN:256:GLU:HG2	3:BN:314:SER:OG	1.96	0.63
3:BP:257:ASN:O	3:BP:258:VAL:C	2.33	0.63

*Continued on next page...*



*Continued from previous page...*

Atom-1	Atom-2	Interatomic distance (Å)	Clash overlap (Å)
4:BY:472:SER:O	4:BY:473:LEU:HD23	1.98	0.63
4:BY:263:LYS:CD	4:BY:477:ASN:CG	2.61	0.63
3:BK:258:VAL:CG2	3:BK:259:ALA:N	2.59	0.63
3:BH:69:ASN:HD22	6:BH:401:NAG:C1	2.07	0.63
3:BL:132:GLN:CA	3:BL:318:ASN:HB3	2.25	0.63
1:AA:727:LEU:HD12	1:AA:727:LEU:O	1.98	0.63
1:AA:698:LYS:H	1:AA:765:PHE:HE2	1.41	0.63
2:AH:23:LEU:HD23	2:AH:24:TYR:N	2.13	0.63
3:BP:144:TYR:CZ	3:BP:146:ALA:HB2	2.33	0.63
3:BM:168:MET:HE1	3:BM:175:TYR:CD1	2.33	0.63
3:BL:144:TYR:CE2	3:BL:146:ALA:CA	2.81	0.63
1:AB:166:PHE:CE2	1:AB:689:MET:HA	2.33	0.63
1:AB:854:LEU:O	1:AB:856:ALA:N	2.32	0.63
1:AB:169:LEU:O	1:AB:173:VAL:HG23	1.98	0.63
3:BP:60:THR:CG2	3:BP:61:GLY:N	2.60	0.63
3:BO:55:ILE:HG23	3:BO:322:PHE:H	1.64	0.63
3:BG:68:ALA:CA	4:BY:510:GLN:HE22	2.11	0.63
4:BX:620:ARG:O	4:BX:622:LYS:N	2.30	0.63
4:BX:511:GLU:HB3	4:BZ:576:SER:OG	1.97	0.63
4:BZ:584:VAL:N	4:BZ:596:THR:HG21	2.13	0.63
4:BZ:633:PHE:HB3	4:BZ:671:ARG:NH1	2.14	0.63
1:AB:432:ILE:HD13	1:AB:436:ILE:HD11	1.80	0.63
1:AB:507:MET:HB3	2:AJ:69:THR:CB	2.28	0.63
3:BJ:257:ASN:C	3:BJ:258:VAL:O	2.35	0.63
3:BJ:126:SER:CA	3:BJ:223:LYS:HZ1	1.98	0.63
1:AA:520:THR:O	1:AA:521:MET:HE3	1.97	0.63
3:BO:54:GLY:O	3:BO:56:ASN:N	2.24	0.63
1:AA:554:TYR:CZ	1:AA:558:MET:HE2	2.33	0.63
3:BN:144:TYR:CE2	3:BN:146:ALA:CA	2.80	0.63
3:BN:144:TYR:CZ	3:BN:146:ALA:HB2	2.33	0.63
1:AA:286:LEU:N	1:AA:286:LEU:HD23	2.13	0.63
2:AE:23:LEU:HD23	2:AE:24:TYR:N	2.13	0.63
1:AA:116:VAL:CG1	1:AA:117:LYS:N	2.62	0.63
1:AB:349:MET:O	1:AB:353:LEU:HB2	1.98	0.63
2:AL:310:ASN:OD1	3:BQ:305:GLN:NE2	2.30	0.63
2:AL:4:LEU:HA	2:AL:7:LEU:HD12	1.79	0.63
2:AK:4:LEU:HA	2:AK:7:LEU:HD12	1.80	0.63
2:AH:116:LEU:HD12	2:AH:119:LEU:HB2	1.80	0.63
2:AO:93:ASP:O	2:AO:97:MET:HG3	1.98	0.63
3:BQ:165:CYS:CB	3:BQ:247:ARG:HG2	2.24	0.63
4:BY:592:THR:HA	4:BY:615:ILE:HD11	1.81	0.63

*Continued on next page...*



*Continued from previous page...*

Atom-1	Atom-2	Interatomic distance (Å)	Clash overlap (Å)
4:BZ:13:SER:O	4:BZ:16:VAL:HG13	1.98	0.63
4:BZ:584:VAL:O	4:BZ:709:ALA:HB2	1.97	0.63
3:BK:310:MET:O	3:BK:311:SER:CB	2.46	0.63
3:BI:162:GLU:HB2	3:BI:253:GLY:O	1.99	0.63
2:AI:239:ASN:CB	3:BL:67:TYR:CZ	2.80	0.63
3:BQ:144:TYR:CE2	3:BQ:146:ALA:N	2.66	0.63
3:BQ:267:ASP:H	3:BQ:286:ARG:NH1	1.95	0.63
2:AD:75:ALA:HB3	2:AL:76:ASN:OD1	1.98	0.63
2:AK:23:LEU:HD23	2:AK:24:TYR:N	2.13	0.63
2:AL:310:ASN:HB3	3:BP:180:GLU:OE1	1.98	0.63
2:AN:4:LEU:HA	2:AN:7:LEU:HD12	1.80	0.63
1:AB:178:PRO:HD2	1:AB:256:PHE:CD2	2.33	0.63
3:BG:277:THR:CG2	3:BG:278:ALA:N	2.58	0.63
3:BN:129:VAL:C	3:BN:131:PRO:CD	2.67	0.63
4:BX:4:LEU:HD12	4:BX:524:PRO:HB3	1.80	0.63
4:BX:592:THR:HA	4:BX:615:ILE:HD11	1.78	0.63
4:BX:644:LYS:C	4:BX:646:ASP:H	2.01	0.63
4:BY:679:ASP:HB3	4:BY:695:VAL:CG1	2.24	0.63
4:BY:693:TYR:OH	4:BY:724:PHE:CB	2.46	0.63
3:BH:311:SER:O	3:BH:312:LYS:HB2	1.98	0.63
1:AA:480:PHE:HD2	1:AA:493:LEU:HB3	1.63	0.63
3:BM:125:ALA:CB	3:BM:223:LYS:CD	2.53	0.63
3:BH:149:GLN:HG3	3:BH:150:LEU:N	2.13	0.63
3:BI:165:CYS:CA	3:BI:248:ASN:O	2.46	0.63
3:BO:290:LYS:HG2	3:BQ:150:LEU:HD21	1.79	0.63
1:AA:771:VAL:HG13	1:AA:772:ILE:N	2.14	0.63
1:AA:774:LEU:HD11	1:AA:820:THR:O	1.99	0.63
3:BO:150:LEU:HD12	3:BP:288:ASN:OD1	1.98	0.63
3:BL:69:ASN:OD1	4:BX:507:ALA:HA	1.99	0.63
2:AH:239:ASN:HB3	3:BK:67:TYR:CZ	2.33	0.63
1:AA:133:VAL:O	1:AA:134:TYR:HD2	1.82	0.63
1:AA:366:PHE:N	1:AA:366:PHE:CD1	2.64	0.63
4:BY:301:TYR:CD2	4:BY:303:TYR:CD2	2.86	0.63
4:BX:724:PHE:O	4:BX:725:LYS:C	2.36	0.63
2:AD:299:ASN:OD1	3:BF:70:SER:O	2.16	0.63
4:BY:48:VAL:HB	4:BZ:392:GLY:HA3	1.79	0.63
3:BN:163:TRP:O	3:BN:323:TYR:HB2	1.98	0.63
3:BP:128:SER:HB2	3:BP:155:LEU:CD1	2.23	0.63
3:BO:255:ARG:CD	3:BO:257:ASN:HD22	2.12	0.63
2:AK:268:GLN:CD	4:BX:700:GLU:CG	2.63	0.63
2:AE:270:ILE:CA	4:BY:728:LYS:HE3	2.29	0.63

*Continued on next page...*



*Continued from previous page...*

Atom-1	Atom-2	Interatomic distance (Å)	Clash overlap (Å)
3:BF:131:PRO:O	3:BF:133:LEU:N	2.30	0.63
3:BK:144:TYR:CZ	3:BK:146:ALA:HB2	2.34	0.63
1:AB:445:MET:O	1:AB:447:TYR:N	2.30	0.63
1:AB:497:ILE:HG12	2:AI:24:TYR:OH	1.98	0.63
3:BJ:285:MET:HE3	3:BJ:306:ILE:HG23	1.80	0.63
3:BI:132:GLN:HA	3:BI:319:SER:HB2	1.80	0.63
1:AB:516:GLN:HG3	1:AB:516:GLN:O	1.97	0.63
4:BX:71:PRO:C	4:BX:72:THR:HG23	2.19	0.63
1:AA:262:VAL:HG23	1:AA:262:VAL:O	1.99	0.63
3:BM:150:LEU:CD2	3:BN:290:LYS:HA	2.27	0.63
1:AA:181:LEU:HG	1:AA:182:LEU:N	2.09	0.63
3:BH:144:TYR:CZ	3:BH:146:ALA:HB2	2.33	0.63
3:BL:270:ASP:O	3:BL:272:THR:N	2.31	0.63
2:AD:4:LEU:HA	2:AD:7:LEU:HD12	1.79	0.63
4:BZ:267:TYR:CB	4:BZ:361:ALA:HB1	2.29	0.63
2:AN:116:LEU:HD12	2:AN:119:LEU:HB2	1.80	0.63
4:BX:35:ILE:HG23	4:BY:482:THR:C	2.18	0.63
3:BN:173:TYR:HA	4:BX:489:THR:OG1	1.99	0.63
4:BX:568:LEU:HD12	4:BY:520:LEU:HD13	1.80	0.63
4:BZ:668:ILE:HG21	4:BZ:671:ARG:HD3	1.79	0.63
3:BK:128:SER:CB	3:BK:155:LEU:CD1	2.63	0.63
3:BJ:257:ASN:HD21	3:BJ:313:ARG:NE	1.92	0.63
2:AN:255:ARG:NH1	3:BP:65:THR:OG1	2.31	0.63
3:BL:266:SER:CA	3:BL:286:ARG:HH12	2.11	0.63
3:BM:263:VAL:HG12	3:BM:289:TRP:HB2	1.81	0.63
2:AK:142:GLN:O	2:AL:145:ARG:HD2	1.98	0.63
1:AA:601:PHE:HD1	1:AA:601:PHE:H	1.47	0.63
2:AN:23:LEU:HD23	2:AN:24:TYR:N	2.13	0.63
1:AB:601:PHE:H	1:AB:601:PHE:HD1	1.47	0.63
2:AE:116:LEU:HD12	2:AE:119:LEU:HB2	1.80	0.63
3:BN:57:LEU:HD23	3:BP:56:ASN:HB3	1.80	0.63
3:BL:137:TYR:OH	3:BL:312:LYS:CG	2.47	0.63
4:BY:595:SER:HB3	4:BY:614:THR:HG22	1.80	0.63
4:BZ:585:GLY:HA3	4:BZ:709:ALA:CB	2.27	0.63
4:BZ:724:PHE:O	4:BZ:725:LYS:C	2.37	0.63
3:BJ:170:ILE:HG12	3:BJ:175:TYR:OH	1.99	0.63
3:BF:126:SER:HA	3:BF:223:LYS:HZ2	1.63	0.63
3:BF:144:TYR:CE2	3:BF:146:ALA:N	2.66	0.63
4:BY:261:LEU:CD1	4:BY:478:ASP:HB2	2.29	0.63
1:AB:785:GLN:O	1:AB:787:VAL:N	2.32	0.63
2:AH:246:THR:HG23	3:BK:67:TYR:CE2	2.32	0.63

*Continued on next page...*



*Continued from previous page...*

Atom-1	Atom-2	Interatomic distance (Å)	Clash overlap (Å)
2:AJ:220:THR:O	2:AJ:220:THR:CG2	2.39	0.63
1:AB:635:GLN:NE2	1:AB:740:ARG:NH2	2.46	0.63
3:BM:170:ILE:HG12	3:BM:175:TYR:OH	1.99	0.63
4:BX:33:VAL:CG2	4:BY:36:ASN:HB3	2.28	0.63
2:AH:54:LEU:HD12	2:AH:55:PRO:HD2	1.79	0.63
2:AM:346:VAL:HG21	2:AM:385:VAL:HG13	1.81	0.63
3:BN:252:LEU:HG	3:BN:253:GLY:N	2.12	0.63
4:BY:1:MET:HG3	4:BY:521:ALA:C	2.19	0.63
4:BY:624:MET:O	4:BY:626:THR:N	2.27	0.63
3:BP:96:ASN:HD22	4:BX:39:PRO:HB2	1.64	0.63
4:BX:45:TYR:HH	4:BX:474:VAL:HA	1.64	0.63
3:BI:312:LYS:O	3:BI:313:ARG:HG2	1.99	0.63
3:BH:255:ARG:HD2	3:BH:257:ASN:HD22	1.62	0.63
1:AB:422:GLU:O	1:AB:425:VAL:N	2.32	0.63
3:BO:144:TYR:CZ	3:BO:146:ALA:HB2	2.33	0.63
1:AB:743:ASP:HB2	1:AB:790:ARG:HH12	1.63	0.63
2:AE:220:THR:CG2	2:AE:220:THR:O	2.39	0.63
3:BK:170:ILE:HG12	3:BK:175:TYR:OH	1.99	0.63
3:BI:144:TYR:CE2	3:BI:146:ALA:CA	2.80	0.63
1:AB:374:ALA:HB1	1:AB:580:SER:CB	2.29	0.63
4:BZ:441:ARG:N	4:BZ:441:ARG:CD	2.62	0.63
2:AM:116:LEU:HD12	2:AM:119:LEU:HB2	1.81	0.63
3:BQ:76:PHE:CE2	3:BQ:304:ASN:OD1	2.52	0.63
2:AO:346:VAL:HG21	2:AO:385:VAL:HG13	1.81	0.63
4:BX:617:ARG:HE	4:BX:620:ARG:NH2	1.97	0.63
4:BY:2:ALA:O	4:BY:5:ILE:HG23	1.99	0.63
4:BZ:549:MET:O	4:BZ:551:LYS:N	2.32	0.63
4:BZ:644:LYS:C	4:BZ:646:ASP:H	2.02	0.63
4:BX:262:TRP:HB2	4:BX:473:LEU:CD2	2.29	0.63
3:BF:257:ASN:C	3:BF:258:VAL:O	2.35	0.63
3:BK:261:ILE:CG1	3:BK:285:MET:HG3	2.28	0.63
2:AJ:171:PRO:HB3	3:BM:312:LYS:NZ	2.14	0.63
1:AB:404:LEU:HD21	1:AB:430:ALA:CB	2.28	0.63
1:AB:408:MET:HB3	1:AB:471:TRP:CH2	2.34	0.63
3:BQ:257:ASN:C	3:BQ:258:VAL:O	2.35	0.63
3:BQ:125:ALA:C	3:BQ:223:LYS:HZ2	2.01	0.63
1:AA:124:ARG:CZ	1:AA:203:GLU:HB2	2.29	0.63
1:AB:518:PHE:CB	1:AB:519:PRO:CD	2.75	0.63
1:AB:638:MET:HE1	1:AB:666:ARG:HH12	1.64	0.63
3:BQ:144:TYR:CZ	3:BQ:146:ALA:HB2	2.33	0.63
3:BO:150:LEU:CD2	3:BP:290:LYS:HA	2.29	0.63

*Continued on next page...*



*Continued from previous page...*

Atom-1	Atom-2	Interatomic distance (Å)	Clash overlap (Å)
1:AB:119:GLN:CG	1:AB:181:LEU:HD21	2.27	0.63
1:AB:239:VAL:HG23	1:AB:844:SER:O	1.99	0.63
1:AB:260:GLN:O	1:AB:262:VAL:HG23	1.99	0.63
1:AB:473:HIS:CD2	1:AB:477:ASN:HD22	2.17	0.63
2:AJ:116:LEU:HD12	2:AJ:119:LEU:HB2	1.81	0.63
1:AA:597:PRO:HB3	1:AA:860:ALA:HB3	1.80	0.63
4:BX:755:PHE:HB3	4:BX:763:ILE:CD1	2.29	0.62
3:BM:311:SER:O	3:BM:312:LYS:HB2	1.98	0.62
3:BF:269:LEU:HD23	3:BG:286:ARG:HH22	1.63	0.62
3:BA:123:ASP:OD1	3:BA:126:SER:CB	2.47	0.62
2:AJ:163:SER:HB2	3:BM:62:SER:HA	1.78	0.62
3:BA:128:SER:CB	3:BA:155:LEU:CD1	2.64	0.62
1:AB:763:LEU:O	1:AB:764:PRO:O	2.17	0.62
2:AJ:313:PRO:HD2	3:BM:279:PRO:CB	2.29	0.62
4:BY:347:GLU:C	4:BY:349:SER:H	2.01	0.62
4:BX:33:VAL:CG2	4:BY:36:ASN:ND2	2.61	0.62
2:AH:163:SER:HB2	3:BK:62:SER:HA	1.81	0.62
2:AI:53:ASN:ND2	4:BX:697:THR:CA	2.34	0.62
4:BY:523:LEU:O	4:BY:525:LEU:N	2.30	0.62
4:BZ:592:THR:HA	4:BZ:615:ILE:HD11	1.80	0.62
3:BQ:311:SER:O	3:BQ:312:LYS:HB2	1.98	0.62
1:AB:548:ARG:HH11	1:AB:878:ASN:H	1.46	0.62
2:AE:244:ALA:HA	3:BF:68:ALA:HB2	1.79	0.62
2:AN:299:ASN:OD1	3:BP:70:SER:O	2.17	0.62
1:AA:401:TYR:HA	1:AA:404:LEU:CD1	2.28	0.62
1:AA:285:ILE:HD11	1:AA:861:ASP:HB3	1.80	0.62
3:BN:87:THR:HG1	3:BN:122:THR:HG22	1.62	0.62
3:BH:129:VAL:HG12	3:BH:130:ASP:H	1.63	0.62
3:BL:144:TYR:CZ	3:BL:146:ALA:HB2	2.33	0.62
1:AA:275:PRO:HG2	1:AA:278:ILE:CD1	2.29	0.62
2:AH:4:LEU:HA	2:AH:7:LEU:HD12	1.80	0.62
3:BQ:78:THR:O	3:BQ:78:THR:HG22	1.99	0.62
2:AK:116:LEU:HD12	2:AK:119:LEU:HB2	1.80	0.62
3:BO:208:LEU:HD12	4:BY:480:TYR:CD1	2.33	0.62
4:BX:582:ARG:NE	4:BX:596:THR:HG22	2.13	0.62
4:BY:595:SER:OG	4:BY:618:ARG:NH1	2.32	0.62
4:BZ:622:LYS:O	4:BZ:623:GLU:C	2.38	0.62
1:AA:415:PRO:HD2	1:AA:480:PHE:HE1	1.64	0.62
2:AD:238:ILE:HG23	3:BH:63:MET:CE	2.29	0.62
1:AB:523:VAL:C	1:AB:525:TYR:N	2.53	0.62
1:AA:771:VAL:O	1:AA:772:ILE:C	2.37	0.62

*Continued on next page...*



*Continued from previous page...*

Atom-1	Atom-2	Interatomic distance (Å)	Clash overlap (Å)
3:BM:252:LEU:C	3:BM:253:GLY:O	2.37	0.62
2:AE:255:ARG:CZ	3:BG:65:THR:CG2	2.77	0.62
1:AA:506:LEU:HD21	1:AA:543:LEU:C	2.20	0.62
3:BI:123:ASP:OD1	3:BI:126:SER:CB	2.47	0.62
1:AB:163:ARG:HB3	1:AB:631:LEU:HG	1.81	0.62
2:AL:205:ILE:HG12	2:AL:295:MET:HG3	1.82	0.62
1:AA:226:ALA:O	1:AA:228:MET:N	2.29	0.62
4:BY:27:SER:HB3	4:BZ:350:TYR:HE2	1.63	0.62
3:BN:123:ASP:OD1	3:BN:126:SER:CB	2.47	0.62
3:BN:312:LYS:O	3:BN:312:LYS:CG	2.37	0.62
4:BX:519:ASP:O	4:BX:521:ALA:N	2.28	0.62
4:BX:631:MET:CE	4:BX:752:LEU:HD23	2.28	0.62
4:BY:613:SER:O	4:BY:616:SER:N	2.30	0.62
3:BF:125:ALA:C	3:BF:223:LYS:HZ2	2.03	0.62
1:AA:658:PRO:CG	1:AB:348:LYS:HG2	2.28	0.62
1:AB:498:ARG:HA	1:AB:502:VAL:HB	1.81	0.62
1:AB:875:ARG:HB3	1:AB:878:ASN:HD22	1.64	0.62
2:AC:205:ILE:HG12	2:AC:295:MET:HG3	1.81	0.62
3:BA:130:ASP:N	3:BA:131:PRO:HD3	2.14	0.62
1:AA:158:GLY:N	1:AA:762:ALA:HB3	2.13	0.62
3:BL:54:GLY:O	3:BL:55:ILE:HG13	1.98	0.62
4:BZ:272:THR:HG21	4:BZ:305:TYR:CD1	2.32	0.62
1:AA:405:ILE:HG21	1:AA:536:LEU:HG	1.81	0.62
1:AA:403:SER:HA	1:AA:582:THR:OG1	1.98	0.62
2:AD:116:LEU:HD12	2:AD:119:LEU:HB2	1.81	0.62
2:AF:205:ILE:HG12	2:AF:295:MET:HG3	1.82	0.62
2:AI:54:LEU:HD12	2:AI:55:PRO:HD2	1.81	0.62
3:BN:128:SER:CB	3:BN:155:LEU:CD1	2.67	0.62
3:BO:315:ARG:HH11	3:BO:323:TYR:HD2	1.48	0.62
4:BY:616:SER:O	4:BY:620:ARG:HG2	1.98	0.62
3:BH:255:ARG:HD2	3:BH:257:ASN:ND2	2.15	0.62
3:BM:128:SER:CA	3:BM:155:LEU:HD13	2.30	0.62
3:BQ:255:ARG:HD2	3:BQ:257:ASN:HD22	1.63	0.62
4:BY:419:VAL:CG1	4:BY:420:SER:H	2.13	0.62
3:BM:125:ALA:C	3:BM:223:LYS:HZ2	2.02	0.62
3:BJ:123:ASP:OD1	3:BJ:126:SER:CB	2.47	0.62
2:AJ:38:ILE:HG22	2:AJ:42:ASN:ND2	2.15	0.62
2:AF:255:ARG:CZ	3:BJ:65:THR:HG1	2.11	0.62
2:AI:243:GLY:O	3:BL:67:TYR:HA	1.99	0.62
1:AA:420:ILE:HD11	1:AA:422:GLU:CG	2.28	0.62
3:BL:247:ARG:HD3	3:BL:321:ALA:CB	2.30	0.62

*Continued on next page...*



*Continued from previous page...*

Atom-1	Atom-2	Interatomic distance (Å)	Clash overlap (Å)
2:AL:165:THR:CG2	3:BP:58:PRO:CB	2.62	0.62
2:AE:255:ARG:CZ	3:BG:65:THR:HG21	2.29	0.62
2:AL:313:PRO:HD2	3:BP:279:PRO:HB2	1.78	0.62
4:BY:350:TYR:HB3	4:BY:427:ARG:HG3	1.80	0.62
3:BI:144:TYR:CZ	3:BI:146:ALA:HB2	2.33	0.62
1:AB:309:ASN:HA	1:AB:311:HIS:CD2	2.34	0.62
1:AB:176:GLU:O	1:AB:178:PRO:HD3	2.00	0.62
1:AA:625:ILE:O	1:AA:628:ALA:HB3	1.98	0.62
2:AC:346:VAL:HG21	2:AC:385:VAL:HG13	1.81	0.62
2:AD:346:VAL:HG21	2:AD:385:VAL:HG13	1.81	0.62
3:BF:252:LEU:O	3:BF:253:GLY:C	2.37	0.62
4:BX:585:GLY:HA3	4:BX:709:ALA:CB	2.29	0.62
4:BY:633:PHE:HB3	4:BY:671:ARG:NH1	2.15	0.62
4:BY:701:ILE:HG12	4:BY:702:PRO:CD	2.24	0.62
3:BH:123:ASP:OD1	3:BH:126:SER:CB	2.47	0.62
3:BK:257:ASN:C	3:BK:258:VAL:O	2.35	0.62
2:AJ:171:PRO:HB3	3:BM:312:LYS:HD2	1.82	0.62
4:BY:270:ASP:HB2	4:BY:307:ARG:CB	2.30	0.62
3:BF:154:GLU:CG	3:BG:290:LYS:NZ	2.55	0.62
3:BG:126:SER:HA	3:BG:223:LYS:HZ2	1.63	0.62
3:BI:161:ASN:OD1	3:BI:271:ILE:HG21	1.99	0.62
1:AA:571:LEU:CD1	1:AB:531:ARG:NH1	2.43	0.62
3:BF:172:LEU:HD23	4:BZ:466:GLY:HA2	1.77	0.62
2:AE:255:ARG:NH1	3:BG:65:THR:HG21	2.13	0.62
3:BJ:144:TYR:CE2	3:BJ:146:ALA:CB	2.79	0.62
1:AA:193:SER:HB2	1:AA:226:ALA:O	1.99	0.62
2:AD:27:VAL:O	2:AD:31:ILE:HG12	1.99	0.62
3:BH:178:THR:H	3:BH:182:ASN:HD22	1.45	0.62
1:AB:715:ASP:OD2	1:AB:829:ILE:HD12	1.99	0.62
2:AE:203:ALA:HB1	4:BY:775:ARG:HH11	1.57	0.62
4:BX:541:ALA:O	4:BX:545:ALA:N	2.30	0.62
4:BZ:519:ASP:O	4:BZ:521:ALA:N	2.24	0.62
4:BZ:665:GLU:HG3	4:BZ:666:LYS:HG3	1.80	0.62
3:BK:158:LEU:CD1	3:BK:224:LEU:HD21	2.27	0.62
1:AB:456:PHE:CE2	1:AB:471:TRP:CZ3	2.87	0.62
3:BI:84:TYR:CD2	3:BI:127:PHE:HE1	2.17	0.62
3:BG:129:VAL:HG13	3:BG:187:MET:SD	2.39	0.62
2:AI:168:ARG:HH11	3:BJ:53:TYR:HE2	1.42	0.62
1:AA:526:LYS:O	1:AA:530:GLN:HG2	2.00	0.62
4:BX:66:ASP:CG	4:BX:286:GLY:CA	2.67	0.62
1:AA:556:THR:O	1:AA:557:LEU:C	2.38	0.62

*Continued on next page...*



*Continued from previous page...*

Atom-1	Atom-2	Interatomic distance (Å)	Clash overlap (Å)
1:AA:510:LEU:CB	1:AA:540:LEU:HD13	2.30	0.62
4:BY:572:ALA:HB2	4:BZ:516:GLN:CB	2.27	0.62
2:AD:38:ILE:HD12	2:AD:65:LEU:CD2	2.30	0.62
2:AE:5:TYR:CE2	2:AE:131:ASN:HA	2.35	0.62
3:BO:170:ILE:HG12	3:BO:175:TYR:OH	1.99	0.62
2:AE:272:THR:HG22	4:BY:729:ASN:OD1	1.99	0.62
3:BL:128:SER:HB3	3:BL:224:LEU:HB2	1.82	0.62
4:BY:580:SER:C	4:BY:597:GLN:HG2	2.20	0.62
4:BY:692:ALA:C	4:BY:693:TYR:CD1	2.73	0.62
4:BZ:581:ILE:CG2	4:BZ:597:GLN:HB3	2.29	0.62
1:AA:660:ASP:O	1:AA:661:GLN:C	2.38	0.62
1:AB:465:ASN:ND2	1:AB:468:VAL:HG23	2.15	0.62
3:BM:128:SER:OG	3:BM:224:LEU:HD13	2.00	0.62
3:BG:123:ASP:OD1	3:BG:126:SER:CB	2.47	0.62
3:BM:123:ASP:OD1	3:BM:126:SER:CB	2.47	0.62
1:AA:764:PRO:O	1:AA:797:PRO:HD2	2.00	0.62
3:BO:268:VAL:HG23	3:BP:266:SER:CB	2.30	0.62
1:AA:405:ILE:CG2	1:AA:536:LEU:HG	2.30	0.62
1:AB:305:GLN:NE2	1:AB:564:ASN:ND2	2.47	0.62
2:AJ:238:ILE:HG23	3:BM:63:MET:CE	2.29	0.62
2:AK:168:ARG:HA	3:BP:51:GLN:N	2.14	0.62
1:AB:295:THR:HG22	1:AB:849:THR:HG22	1.82	0.62
3:BL:172:LEU:CB	3:BL:173:TYR:CE1	2.83	0.62
2:AN:5:TYR:CE2	2:AN:131:ASN:HA	2.35	0.62
2:AJ:130:ASP:HA	2:AK:17:LYS:HG2	1.82	0.62
2:AO:205:ILE:HG12	2:AO:295:MET:HG3	1.82	0.62
2:AI:346:VAL:HG21	2:AI:385:VAL:HG13	1.81	0.62
2:AE:203:ALA:HA	4:BY:775:ARG:NH2	2.15	0.62
3:BN:158:LEU:CD1	3:BN:224:LEU:HD21	2.27	0.62
3:BO:121:TYR:CB	3:BO:127:PHE:HB2	2.30	0.62
2:AL:358:GLY:O	4:BX:701:ILE:CD1	2.47	0.62
3:BL:137:TYR:OH	3:BL:312:LYS:HG2	2.00	0.62
4:BX:762:ILE:HA	4:BX:765:ASN:ND2	2.14	0.62
4:BY:582:ARG:H	4:BY:597:GLN:HB2	1.64	0.62
4:BZ:518:ILE:O	4:BZ:521:ALA:HB3	1.99	0.62
3:BP:170:ILE:HG12	3:BP:175:TYR:OH	1.99	0.62
4:BY:50:TRP:O	4:BY:356:TRP:CB	2.48	0.62
1:AA:246:HIS:CD2	1:AA:248:ILE:H	2.17	0.62
3:BF:144:TYR:CZ	3:BF:146:ALA:HB2	2.33	0.62
2:AM:255:ARG:HD2	3:BO:65:THR:OG1	1.95	0.62
2:AN:205:ILE:O	4:BX:577:ARG:NH2	2.32	0.62

*Continued on next page...*



*Continued from previous page...*

Atom-1	Atom-2	Interatomic distance (Å)	Clash overlap (Å)
3:BJ:144:TYR:CZ	3:BJ:146:ALA:HB2	2.33	0.62
4:BX:33:VAL:HG23	4:BY:36:ASN:CB	2.28	0.62
2:AJ:299:ASN:CG	3:BN:71:THR:OG1	2.37	0.62
2:AN:346:VAL:HG21	2:AN:385:VAL:HG13	1.81	0.62
1:AA:217:THR:HG22	1:AA:217:THR:O	2.00	0.62
2:AL:346:VAL:HG21	2:AL:385:VAL:HG13	1.81	0.62
3:BG:121:TYR:CB	3:BG:127:PHE:HB2	2.30	0.62
4:BY:681:VAL:HG23	4:BY:693:TYR:HB2	1.81	0.62
4:BX:259:THR:OG1	4:BY:263:LYS:HG3	1.99	0.62
3:BF:285:MET:HE3	3:BF:306:ILE:HG23	1.81	0.62
3:BQ:310:MET:CG	3:BQ:311:SER:N	2.58	0.62
3:BH:255:ARG:CD	3:BH:257:ASN:HD22	2.13	0.62
2:AD:171:PRO:HB3	3:BH:312:LYS:CE	2.29	0.62
1:AB:481:ARG:NH1	1:AB:481:ARG:HG3	2.12	0.62
2:AG:27:VAL:O	2:AG:31:ILE:HG12	1.99	0.62
3:BJ:158:LEU:CD1	3:BJ:224:LEU:HD21	2.27	0.62
2:AH:164:PHE:O	3:BK:61:GLY:N	2.32	0.62
4:BZ:268:ASN:O	4:BZ:269:ARG:HB2	1.99	0.62
2:AG:255:ARG:CZ	3:BK:65:THR:HG1	2.13	0.62
3:BL:150:LEU:HD21	3:BM:290:LYS:CG	2.29	0.62
1:AB:378:CYS:HB2	1:AB:580:SER:HB2	1.80	0.62
2:AM:27:VAL:O	2:AM:31:ILE:HG12	1.99	0.62
1:AA:265:LEU:HG	1:AA:292:LEU:HD12	1.81	0.62
2:AD:35:ASN:OD1	2:AD:65:LEU:HD22	2.00	0.62
1:AA:314:PHE:HZ	1:AA:664:ARG:HG3	1.64	0.62
2:AF:116:LEU:HD12	2:AF:119:LEU:HB2	1.82	0.62
2:AI:116:LEU:HD12	2:AI:119:LEU:HB2	1.82	0.62
4:BY:254:ILE:HG22	4:BY:255:VAL:H	1.65	0.61
4:BY:617:ARG:HG3	4:BY:620:ARG:NH2	2.10	0.61
4:BZ:523:LEU:O	4:BZ:525:LEU:N	2.33	0.61
4:BZ:574:SER:O	4:BZ:576:SER:N	2.32	0.61
3:BF:126:SER:CA	3:BF:223:LYS:NZ	2.55	0.61
3:BK:174:TYR:CD1	3:BK:198:LEU:HD11	2.34	0.61
1:AA:642:VAL:O	1:AA:646:LEU:HG	1.99	0.61
1:AB:534:LEU:HA	1:AB:537:SER:OG	1.99	0.61
1:AA:527:ARG:HG3	1:AA:527:ARG:HH11	1.64	0.61
2:AH:38:ILE:CD1	2:AH:64:GLY:O	2.48	0.61
2:AJ:255:ARG:NH2	3:BN:67:TYR:HE1	1.97	0.61
1:AB:654:ILE:O	1:AB:656:ARG:N	2.33	0.61
1:AA:545:ASP:O	1:AA:548:ARG:N	2.33	0.61
1:AB:712:LEU:HB3	1:AB:819:PRO:HB2	1.81	0.61

*Continued on next page...*



*Continued from previous page...*

Atom-1	Atom-2	Interatomic distance (Å)	Clash overlap (Å)
2:AC:24:TYR:O	2:AC:27:VAL:HG22	2.00	0.61
2:AG:116:LEU:HD12	2:AG:119:LEU:HB2	1.81	0.61
1:AB:195:ASP:O	1:AB:196:ALA:C	2.38	0.61
1:AB:833:PHE:CZ	1:AB:835:PHE:HA	2.35	0.61
4:BZ:584:VAL:H	4:BZ:596:THR:HG21	1.65	0.61
4:BZ:584:VAL:HG23	4:BZ:596:THR:HG23	1.82	0.61
4:BZ:631:MET:SD	4:BZ:749:PRO:HA	2.40	0.61
3:BK:123:ASP:OD1	3:BK:126:SER:CB	2.47	0.61
1:AB:502:VAL:O	1:AB:504:ASN:N	2.28	0.61
3:BQ:123:ASP:OD1	3:BQ:126:SER:CB	2.47	0.61
3:BL:123:ASP:OD1	3:BL:126:SER:CB	2.47	0.61
1:AA:151:LYS:O	1:AA:152:ARG:HB2	1.99	0.61
4:BZ:264:GLU:HB2	4:BZ:472:SER:O	2.00	0.61
1:AB:107:LYS:O	1:AB:111:ILE:HG13	2.00	0.61
3:BK:252:LEU:O	3:BK:253:GLY:C	2.36	0.61
4:BX:724:PHE:O	4:BX:727:LEU:N	2.32	0.61
2:AK:5:TYR:CE2	2:AK:131:ASN:HA	2.35	0.61
1:AB:730:PHE:CD1	1:AB:730:PHE:N	2.68	0.61
2:AI:205:ILE:HG12	2:AI:295:MET:HG3	1.82	0.61
1:AB:231:ARG:HB3	1:AB:240:ASN:HB2	1.82	0.61
2:AF:346:VAL:HG21	2:AF:385:VAL:HG13	1.81	0.61
2:AL:54:LEU:HD12	2:AL:55:PRO:HD2	1.81	0.61
3:BO:197:PRO:HG2	3:BO:205:ILE:CG2	2.31	0.61
4:BX:2:ALA:O	4:BX:5:ILE:HG23	2.00	0.61
4:BX:619:LEU:O	4:BX:620:ARG:O	2.18	0.61
4:BX:633:PHE:HB3	4:BX:671:ARG:HH11	1.65	0.61
4:BY:631:MET:CE	4:BY:752:LEU:HD23	2.30	0.61
4:BZ:541:ALA:CA	4:BZ:544:MET:HE2	2.30	0.61
3:BP:174:TYR:CD1	3:BP:198:LEU:HD11	2.34	0.61
1:AB:442:MET:CE	1:AB:463:ILE:HG12	2.30	0.61
1:AB:530:GLN:HA	1:AB:533:ILE:HD12	1.82	0.61
1:AB:518:PHE:HB3	1:AB:519:PRO:HD2	1.83	0.61
1:AA:529:ILE:O	1:AA:533:ILE:HG13	2.01	0.61
3:BO:153:SER:OG	3:BO:269:LEU:CD1	2.48	0.61
3:BN:144:TYR:OH	3:BN:146:ALA:HB2	2.00	0.61
3:BO:123:ASP:OD1	3:BO:126:SER:CB	2.47	0.61
1:AB:735:LEU:HD21	1:AB:759:LEU:HB3	1.80	0.61
1:AB:183:LEU:HG	1:AB:844:SER:CB	2.30	0.61
2:AM:35:ASN:OD1	2:AM:65:LEU:HD22	2.00	0.61
1:AB:94:THR:O	1:AB:316:SER:HB3	2.01	0.61
1:AB:478:ASN:O	1:AB:478:ASN:OD1	2.18	0.61

*Continued on next page...*



*Continued from previous page...*

Atom-1	Atom-2	Interatomic distance (Å)	Clash overlap (Å)
2:AG:346:VAL:HG21	2:AG:385:VAL:HG13	1.81	0.61
2:AF:238:ILE:HG23	3:BI:63:MET:HE3	1.82	0.61
3:BP:257:ASN:HD22	3:BP:313:ARG:NH2	1.90	0.61
2:AC:351:GLN:CG	4:BY:732:ASP:CG	2.61	0.61
3:BL:109:LYS:CE	4:BX:496:ARG:HH21	2.12	0.61
4:BY:16:VAL:HG23	4:BY:17:ASP:N	2.16	0.61
4:BY:1:MET:CE	4:BY:1:MET:H1	2.14	0.61
4:BY:505:PHE:CZ	4:BY:659:ILE:HD11	2.36	0.61
4:BY:263:LYS:HB3	4:BY:477:ASN:HD22	1.62	0.61
3:BJ:197:PRO:HG2	3:BJ:205:ILE:CG2	2.31	0.61
3:BM:197:PRO:HG2	3:BM:205:ILE:CG2	2.31	0.61
3:BG:197:PRO:HG2	3:BG:205:ILE:CG2	2.31	0.61
3:BN:197:PRO:HG2	3:BN:205:ILE:CG2	2.31	0.61
3:BH:197:PRO:HG2	3:BH:205:ILE:CG2	2.31	0.61
1:AB:401:TYR:HA	1:AB:404:LEU:CD1	2.30	0.61
4:BY:312:VAL:CG1	4:BY:362:PHE:CZ	2.83	0.61
1:AA:570:THR:HG22	1:AA:572:THR:H	1.64	0.61
1:AB:686:LEU:HD22	2:AL:71:LEU:HD21	1.82	0.61
4:BX:66:ASP:CB	4:BX:286:GLY:HA2	2.30	0.61
3:BL:164:LEU:HA	3:BL:322:PHE:CD1	2.35	0.61
3:BO:129:VAL:HG12	3:BO:130:ASP:N	2.13	0.61
2:AF:24:TYR:O	2:AF:27:VAL:HG22	2.00	0.61
1:AB:371:ASN:O	1:AB:373:GLN:N	2.33	0.61
2:AM:38:ILE:HD12	2:AM:65:LEU:CD2	2.30	0.61
2:AN:310:ASN:HB2	3:BO:180:GLU:OE1	2.00	0.61
2:AF:54:LEU:HD12	2:AF:55:PRO:HD2	1.81	0.61
2:AK:346:VAL:HG21	2:AK:385:VAL:HG13	1.81	0.61
4:BX:495:GLU:O	4:BX:498:LEU:N	2.32	0.61
4:BX:640:VAL:O	4:BX:644:LYS:HD2	2.01	0.61
4:BY:640:VAL:O	4:BY:644:LYS:HD2	2.00	0.61
3:BJ:174:TYR:CD1	3:BJ:198:LEU:HD13	2.34	0.61
3:BF:197:PRO:HG2	3:BF:205:ILE:CG2	2.31	0.61
3:BF:123:ASP:OD1	3:BF:126:SER:CB	2.47	0.61
1:AA:126:PHE:CE1	1:AA:248:ILE:HD12	2.36	0.61
2:AJ:27:VAL:O	2:AJ:31:ILE:HG12	1.99	0.61
2:AJ:35:ASN:OD1	2:AJ:65:LEU:HD22	2.00	0.61
3:BI:271:ILE:O	3:BI:271:ILE:HG22	1.99	0.61
3:BF:288:ASN:ND2	3:BH:153:SER:CB	2.64	0.61
3:BA:158:LEU:CD1	3:BA:224:LEU:HD21	2.27	0.61
1:AB:743:ASP:C	1:AB:744:TYR:CD2	2.59	0.61
1:AB:635:GLN:NE2	1:AB:740:ARG:HH22	1.99	0.61

*Continued on next page...*



*Continued from previous page...*

Atom-1	Atom-2	Interatomic distance (Å)	Clash overlap (Å)
3:BI:199:ASN:CA	3:BI:205:ILE:HD11	2.30	0.61
1:AA:400:ASN:CG	1:AA:403:SER:HB2	2.20	0.61
2:AO:4:LEU:HA	2:AO:7:LEU:HD12	1.81	0.61
2:AL:116:LEU:HD12	2:AL:119:LEU:HB2	1.82	0.61
2:AH:346:VAL:HG21	2:AH:385:VAL:HG13	1.81	0.61
1:AA:729:GLY:C	1:AA:730:PHE:HD1	2.04	0.61
3:BO:75:THR:HG23	3:BO:79:SER:OG	2.00	0.61
4:BX:143:VAL:HG12	4:BX:152:TYR:CD2	2.35	0.61
3:BN:316:SER:CB	3:BP:323:TYR:CD2	2.84	0.61
3:BF:315:ARG:NH1	3:BF:317:LEU:CD2	2.59	0.61
3:BQ:197:PRO:HG2	3:BQ:205:ILE:CG2	2.31	0.61
3:BK:197:PRO:HG2	3:BK:205:ILE:CG2	2.31	0.61
1:AA:650:GLN:O	1:AA:651:ILE:HB	1.99	0.61
1:AB:481:ARG:N	1:AB:481:ARG:HD2	2.00	0.61
3:BQ:285:MET:HE3	3:BQ:306:ILE:HG23	1.83	0.61
3:BF:144:TYR:CE2	3:BF:146:ALA:CB	2.79	0.61
3:BL:163:TRP:O	3:BL:322:PHE:CE1	2.53	0.61
1:AB:200:VAL:HG21	1:AB:243:SER:CB	2.13	0.61
3:BQ:144:TYR:OH	3:BQ:146:ALA:HB2	2.01	0.61
3:BP:144:TYR:CE2	3:BP:146:ALA:CB	2.78	0.61
3:BL:237:LEU:CD2	3:BL:246:ILE:HD13	2.31	0.61
2:AE:4:LEU:HA	2:AE:7:LEU:HD12	1.80	0.61
2:AG:130:ASP:HA	2:AH:17:LYS:HG2	1.82	0.61
2:AE:346:VAL:HG21	2:AE:385:VAL:HG13	1.81	0.61
3:BN:257:ASN:ND2	3:BN:315:ARG:HH11	1.98	0.61
3:BA:197:PRO:HG2	3:BA:205:ILE:CG2	2.31	0.61
4:BX:708:PHE:CE2	4:BX:712:VAL:HG21	2.36	0.61
4:BZ:640:VAL:O	4:BZ:644:LYS:HD2	2.01	0.61
3:BJ:237:LEU:CD2	3:BJ:246:ILE:HD13	2.31	0.61
3:BH:158:LEU:CD1	3:BH:224:LEU:HD21	2.27	0.61
3:BK:125:ALA:CB	3:BK:223:LYS:CD	2.53	0.61
3:BK:261:ILE:CD1	3:BK:287:ILE:HD11	2.24	0.61
1:AB:323:THR:O	1:AB:326:TYR:HB3	2.00	0.61
1:AB:447:TYR:OH	1:AB:458:ILE:HD11	2.01	0.61
4:BY:355:TYR:CE2	4:BY:424:LEU:CG	2.83	0.61
3:BL:126:SER:CA	3:BL:223:LYS:NZ	2.55	0.61
3:BJ:129:VAL:HG21	3:BJ:223:LYS:NZ	2.15	0.61
2:AJ:38:ILE:HD12	2:AJ:65:LEU:CD2	2.30	0.61
3:BA:121:TYR:CB	3:BA:127:PHE:HB2	2.30	0.61
3:BO:144:TYR:OH	3:BO:146:ALA:HB2	2.01	0.61
1:AB:457:GLN:CA	1:AB:457:GLN:OE1	2.47	0.61

*Continued on next page...*



*Continued from previous page...*

Atom-1	Atom-2	Interatomic distance (Å)	Clash overlap (Å)
3:BG:252:LEU:CG	3:BG:253:GLY:H	2.09	0.61
1:AB:464:GLN:HB3	2:AH:66:LEU:CD2	2.25	0.61
1:AA:803:ASN:O	1:AA:805:ASP:N	2.33	0.61
3:BF:252:LEU:HG	3:BF:253:GLY:H	1.63	0.61
4:BY:518:ILE:O	4:BY:521:ALA:HB3	1.99	0.61
3:BP:197:PRO:HG2	3:BP:205:ILE:CG2	2.31	0.61
1:AB:500:GLY:HA3	1:AB:871:PHE:HZ	1.63	0.61
4:BZ:410:THR:O	4:BZ:411:LEU:HD23	2.01	0.61
4:BY:47:PRO:HB3	4:BY:419:VAL:HG22	1.82	0.61
3:BP:126:SER:CA	3:BP:223:LYS:NZ	2.55	0.61
3:BL:266:SER:HA	3:BL:286:ARG:NH1	2.15	0.61
1:AA:362:SER:O	1:AA:366:PHE:CE1	2.47	0.61
4:BY:321:ASN:CB	4:BY:352:TYR:CE1	2.83	0.61
4:BY:353:VAL:HG22	4:BY:426:PHE:HB2	1.81	0.61
1:AB:306:ASP:C	1:AB:308:LEU:N	2.53	0.61
2:AH:5:TYR:CE2	2:AH:131:ASN:HA	2.35	0.61
4:BY:143:VAL:HG12	4:BY:152:TYR:CD2	2.35	0.61
2:AD:130:ASP:HA	2:AE:17:LYS:HG2	1.82	0.61
4:BX:37:LEU:CD1	4:BX:480:TYR:CE2	2.84	0.61
3:BN:129:VAL:O	3:BN:131:PRO:HD2	2.00	0.61
3:BN:257:ASN:CG	3:BN:315:ARG:HD3	2.21	0.61
4:BX:505:PHE:CZ	4:BX:659:ILE:HD11	2.36	0.61
4:BX:595:SER:HB3	4:BX:614:THR:HG22	1.82	0.61
4:BY:578:GLY:C	4:BY:580:SER:H	2.02	0.61
4:BZ:566:ASP:O	4:BZ:568:LEU:N	2.34	0.61
3:BP:237:LEU:CD2	3:BP:246:ILE:HD13	2.31	0.61
1:AB:404:LEU:O	1:AB:407:GLY:N	2.33	0.61
3:BP:274:ASP:HB3	3:BQ:302:TYR:CE1	2.35	0.61
3:BQ:255:ARG:CD	3:BQ:257:ASN:HD22	2.14	0.61
3:BJ:285:MET:CE	3:BJ:306:ILE:HG23	2.31	0.61
3:BG:129:VAL:CG2	3:BG:223:LYS:O	2.49	0.61
3:BG:129:VAL:HG22	3:BG:187:MET:CG	2.31	0.61
1:AA:208:CYS:SG	1:AA:244:ILE:CD1	2.89	0.61
1:AA:697:ASP:C	1:AA:699:ILE:N	2.53	0.61
3:BI:183:LYS:N	3:BI:249:CYS:O	2.26	0.61
3:BG:162:GLU:N	3:BG:253:GLY:O	2.31	0.61
3:BI:290:LYS:HA	3:BK:150:LEU:CD2	2.31	0.61
3:BN:237:LEU:CD2	3:BN:246:ILE:HD13	2.31	0.61
4:BZ:443:ARG:C	4:BZ:444:VAL:HG23	2.21	0.61
2:AK:165:THR:HG23	3:BN:59:ILE:O	2.00	0.61
1:AB:259:HIS:CD2	1:AB:677:ARG:HG3	2.35	0.61

*Continued on next page...*



*Continued from previous page...*

Atom-1	Atom-2	Interatomic distance (Å)	Clash overlap (Å)
3:BP:158:LEU:CD1	3:BP:224:LEU:HD21	2.27	0.61
4:BY:540:ALA:O	4:BY:544:MET:CB	2.49	0.61
4:BY:591:TRP:HA	4:BY:618:ARG:HD3	1.82	0.61
4:BZ:640:VAL:CG1	4:BZ:644:LYS:HZ2	2.14	0.61
4:BX:262:TRP:CB	4:BX:473:LEU:HD21	2.31	0.61
3:BK:285:MET:HE3	3:BK:306:ILE:HG23	1.81	0.61
1:AB:393:SER:CB	1:AB:573:THR:HG21	2.30	0.61
1:AB:482:GLN:O	1:AB:483:VAL:HG22	2.00	0.61
2:AG:171:PRO:CB	3:BJ:314:SER:HG	2.12	0.61
3:BI:84:TYR:HD2	3:BI:127:PHE:HE1	1.47	0.61
2:AK:169:SER:H	3:BP:51:GLN:HA	1.64	0.61
2:AM:38:ILE:HG22	2:AM:42:ASN:ND2	2.15	0.61
2:AD:38:ILE:HG22	2:AD:42:ASN:ND2	2.15	0.61
3:BH:237:LEU:CD2	3:BH:246:ILE:HD13	2.31	0.61
1:AA:784:ALA:O	1:AA:787:VAL:HG23	2.01	0.61
1:AA:597:PRO:HB3	1:AA:860:ALA:CB	2.31	0.61
2:AM:130:ASP:HA	2:AN:17:LYS:HG2	1.82	0.61
2:AD:144:ARG:O	2:AD:145:ARG:HB2	2.01	0.61
2:AO:150:PHE:CD1	2:AO:150:PHE:N	2.69	0.61
3:BA:80:THR:OG1	3:BA:135:CYS:HB2	2.01	0.60
3:BN:125:ALA:C	3:BN:223:LYS:HZ2	2.04	0.60
3:BN:317:LEU:O	3:BN:318:ASN:HB2	2.01	0.60
4:BX:574:SER:OG	4:BY:647:ARG:NH2	2.34	0.60
4:BY:590:ALA:HA	4:BY:594:VAL:HG23	1.82	0.60
3:BK:121:TYR:CB	3:BK:127:PHE:HB2	2.30	0.60
3:BK:129:VAL:HG21	3:BK:223:LYS:HZ3	1.65	0.60
1:AB:544:VAL:HG12	1:AB:548:ARG:HE	1.66	0.60
3:BQ:237:LEU:CD2	3:BQ:246:ILE:HD13	2.31	0.60
4:BY:270:ASP:HB2	4:BY:307:ARG:CG	2.31	0.60
1:AA:701:GLN:HB3	1:AA:826:TYR:CD2	2.36	0.60
3:BJ:55:ILE:CG2	3:BJ:56:ASN:N	2.64	0.60
2:AL:24:TYR:O	2:AL:27:VAL:HG22	2.00	0.60
3:BM:144:TYR:CE2	3:BM:146:ALA:HB2	2.36	0.60
3:BI:129:VAL:HG12	3:BI:130:ASP:N	2.15	0.60
1:AB:272:ASN:C	1:AB:274:ILE:H	2.02	0.60
3:BG:271:ILE:CG1	3:BG:279:PRO:HG2	2.27	0.60
3:BN:57:LEU:CD1	3:BN:58:PRO:HD2	2.31	0.60
3:BP:313:ARG:HG2	3:BP:316:SER:HB3	1.84	0.60
3:BG:52:ASN:ND2	3:BO:55:ILE:HA	2.16	0.60
4:BX:718:ILE:CD1	4:BX:746:ARG:HA	2.29	0.60
4:BX:734:TYR:OH	4:BX:761:PRO:CB	2.47	0.60

*Continued on next page...*



*Continued from previous page...*

Atom-1	Atom-2	Interatomic distance (Å)	Clash overlap (Å)
4:BY:755:PHE:HB3	4:BY:763:ILE:CD1	2.31	0.60
3:BK:144:TYR:OH	3:BK:146:ALA:HB2	2.01	0.60
3:BJ:275:PRO:O	3:BK:285:MET:HB2	2.01	0.60
3:BG:125:ALA:C	3:BG:223:LYS:HZ2	2.03	0.60
1:AA:204:THR:CG2	1:AA:244:ILE:H	2.15	0.60
1:AA:817:TRP:O	1:AA:818:VAL:HG23	2.00	0.60
4:BZ:266:GLN:HG2	4:BZ:470:LEU:O	1.99	0.60
1:AB:199:VAL:CG1	1:AB:200:VAL:N	2.64	0.60
3:BM:268:VAL:CB	3:BN:266:SER:CB	2.74	0.60
1:AA:498:ARG:HB3	1:AA:505:GLN:NE2	2.16	0.60
1:AA:512:GLN:O	1:AA:516:GLN:CD	2.39	0.60
3:BO:150:LEU:HD21	3:BP:290:LYS:CG	2.31	0.60
3:BG:150:LEU:HD22	3:BH:290:LYS:HA	1.82	0.60
3:BH:288:ASN:OD1	3:BH:288:ASN:O	2.19	0.60
2:AC:116:LEU:HD12	2:AC:119:LEU:HB2	1.82	0.60
2:AJ:144:ARG:O	2:AJ:145:ARG:HB2	2.01	0.60
2:AJ:346:VAL:HG21	2:AJ:385:VAL:HG13	1.81	0.60
1:AB:303:LEU:HD13	1:AB:562:THR:HG21	1.83	0.60
2:AK:268:GLN:OE1	4:BX:700:GLU:CD	2.38	0.60
4:BX:750:ARG:O	4:BX:752:LEU:N	2.34	0.60
4:BX:574:SER:HA	4:BY:647:ARG:NH2	2.16	0.60
4:BZ:570:ASP:O	4:BZ:574:SER:HB2	2.01	0.60
3:BP:174:TYR:CD1	3:BP:198:LEU:HD13	2.34	0.60
1:AA:323:THR:O	1:AA:326:TYR:HB3	2.01	0.60
1:AB:573:THR:O	1:AB:574:GLU:HG2	2.01	0.60
2:AI:24:TYR:O	2:AI:27:VAL:HG22	2.00	0.60
3:BL:285:MET:HB2	3:BN:275:PRO:O	2.01	0.60
3:BI:285:MET:HB2	3:BK:275:PRO:O	2.01	0.60
1:AB:516:GLN:O	1:AB:517:GLN:NE2	2.35	0.60
1:AA:526:LYS:HA	1:AA:529:ILE:HG22	1.83	0.60
3:BG:158:LEU:CD1	3:BG:224:LEU:HD21	2.27	0.60
2:AI:57:ARG:HH11	2:AI:94:ASN:ND2	1.96	0.60
1:AB:771:VAL:HG21	1:AB:809:PHE:O	2.01	0.60
1:AB:477:ASN:CG	2:AI:39:ILE:HG23	2.21	0.60
2:AE:150:PHE:HB2	2:AE:152:PHE:HE1	1.66	0.60
2:AO:85:ILE:O	2:AO:89:VAL:HG23	2.01	0.60
3:BN:161:ASN:HD22	3:BN:254:PRO:HA	1.66	0.60
3:BN:159:ILE:CG2	3:BN:258:VAL:CG2	2.78	0.60
3:BG:79:SER:HB3	3:BG:312:LYS:NZ	2.16	0.60
4:BX:755:PHE:HD1	4:BX:755:PHE:H	1.50	0.60
4:BZ:668:ILE:CG2	4:BZ:671:ARG:HD3	2.32	0.60

*Continued on next page...*



*Continued from previous page...*

Atom-1	Atom-2	Interatomic distance (Å)	Clash overlap (Å)
3:BH:285:MET:CE	3:BH:306:ILE:HG23	2.31	0.60
1:AA:663:TYR:O	1:AA:666:ARG:N	2.33	0.60
1:AB:540:LEU:HA	1:AB:543:LEU:HB2	1.83	0.60
2:AH:164:PHE:H	3:BK:61:GLY:HA3	1.65	0.60
1:AA:250:HIS:NE2	1:AA:840:HIS:HB2	2.16	0.60
2:AH:38:ILE:HG21	2:AH:64:GLY:H	1.66	0.60
3:BM:150:LEU:HD22	3:BN:290:LYS:HA	1.83	0.60
2:AH:76:ASN:H	2:AJ:76:ASN:HB2	1.67	0.60
2:AN:202:PRO:HB2	4:BX:577:ARG:HG2	1.81	0.60
3:BI:290:LYS:HA	3:BK:150:LEU:HD22	1.82	0.60
3:BH:144:TYR:CE2	3:BH:146:ALA:CB	2.79	0.60
1:AA:362:SER:HA	1:AA:365:GLN:NE2	2.16	0.60
2:AI:310:ASN:CB	3:BL:180:GLU:OE1	2.48	0.60
2:AD:68:THR:O	2:AD:69:THR:C	2.40	0.60
3:BI:222:GLU:HB2	3:BI:225:VAL:HG23	1.84	0.60
3:BN:222:GLU:HB2	3:BN:225:VAL:HG23	1.84	0.60
2:AH:157:ILE:HG12	2:AH:214:LEU:HD13	1.84	0.60
3:BF:222:GLU:HB2	3:BF:225:VAL:HG23	1.84	0.60
2:AE:205:ILE:HG12	2:AE:295:MET:HG3	1.83	0.60
3:BP:285:MET:CE	3:BP:306:ILE:HG23	2.31	0.60
4:BX:584:VAL:HG23	4:BX:596:THR:HG23	1.83	0.60
4:BY:665:GLU:HG3	4:BY:666:LYS:HG3	1.82	0.60
4:BY:633:PHE:CB	4:BY:671:ARG:NH1	2.65	0.60
4:BY:692:ALA:HB3	4:BY:701:ILE:CG2	2.32	0.60
4:BZ:611:GLN:O	4:BZ:612:THR:C	2.40	0.60
4:BZ:628:THR:HG22	4:BZ:629:GLU:H	1.66	0.60
1:AB:393:SER:N	1:AB:573:THR:HG23	2.15	0.60
1:AB:863:VAL:HG12	1:AB:864:GLU:H	1.66	0.60
3:BM:130:ASP:OD1	3:BM:130:ASP:O	2.19	0.60
3:BI:275:PRO:O	3:BJ:285:MET:HB2	2.02	0.60
2:AI:171:PRO:HG2	3:BJ:322:PHE:CE2	2.35	0.60
1:AB:457:GLN:OE1	1:AB:457:GLN:C	2.40	0.60
3:BJ:53:TYR:CA	3:BL:55:ILE:HG12	2.31	0.60
2:AM:255:ARG:NH2	3:BO:67:TYR:CD1	2.69	0.60
1:AA:257:LEU:CD1	1:AA:843:THR:O	2.42	0.60
3:BH:252:LEU:O	3:BH:253:GLY:C	2.40	0.60
2:AE:255:ARG:NE	3:BG:65:THR:HG23	2.13	0.60
4:BY:346:LYS:O	4:BY:349:SER:CB	2.49	0.60
1:AB:374:ALA:O	1:AB:580:SER:HB2	2.02	0.60
3:BL:199:ASN:CA	3:BL:205:ILE:HD11	2.30	0.60
3:BN:59:ILE:HG23	3:BN:59:ILE:O	2.01	0.60

*Continued on next page...*



*Continued from previous page...*

Atom-1	Atom-2	Interatomic distance (Å)	Clash overlap (Å)
2:AD:205:ILE:HG12	2:AD:295:MET:HG3	1.83	0.60
3:BP:78:THR:HG22	3:BP:78:THR:O	2.02	0.60
4:BZ:691:PHE:N	4:BZ:691:PHE:CD1	2.69	0.60
2:AN:163:SER:OG	3:BO:62:SER:CA	2.48	0.60
2:AC:54:LEU:HD12	2:AC:55:PRO:HD2	1.81	0.60
3:BP:128:SER:HB2	3:BP:224:LEU:HD22	1.83	0.60
3:BO:237:LEU:CD2	3:BO:246:ILE:HD13	2.31	0.60
3:BI:174:TYR:CD1	3:BI:198:LEU:HD11	2.34	0.60
4:BY:13:SER:O	4:BY:16:VAL:HG13	2.01	0.60
4:BZ:755:PHE:HB3	4:BZ:763:ILE:CD1	2.32	0.60
3:BP:170:ILE:HD13	3:BP:239:VAL:CG2	2.32	0.60
3:BP:275:PRO:O	3:BQ:285:MET:HB2	2.01	0.60
2:AC:295:MET:CE	3:BH:67:TYR:CZ	2.83	0.60
4:BY:46:ALA:CB	4:BZ:336:ASP:OD1	2.49	0.60
1:AB:440:PHE:HE1	2:AH:68:THR:CB	2.12	0.60
1:AB:518:PHE:CD2	2:AH:69:THR:OG1	2.53	0.60
2:AG:255:ARG:HD3	3:BK:65:THR:OG1	1.99	0.60
4:BZ:305:TYR:HE1	4:BZ:307:ARG:HE	1.46	0.60
3:BF:237:LEU:CD2	3:BF:246:ILE:HD13	2.31	0.60
2:AN:76:ASN:HA	2:AO:75:ALA:HB3	1.83	0.60
2:AO:100:MET:HG3	2:AO:388:VAL:HG11	1.84	0.60
2:AJ:63:PHE:CD2	2:AJ:84:THR:HG23	2.36	0.60
3:BP:322:PHE:C	3:BP:323:TYR:CG	2.75	0.60
3:BO:170:ILE:HD13	3:BO:239:VAL:CG2	2.32	0.60
4:BX:595:SER:OG	4:BX:618:ARG:CD	2.46	0.60
4:BY:2:ALA:HB2	4:BY:638:ALA:HB3	1.84	0.60
4:BY:631:MET:CE	4:BY:749:PRO:HA	2.32	0.60
4:BZ:636:ILE:HD11	4:BZ:721:ILE:CD1	2.32	0.60
4:BZ:633:PHE:CB	4:BZ:671:ARG:NH1	2.65	0.60
3:BM:174:TYR:CD1	3:BM:198:LEU:HD11	2.35	0.60
3:BH:121:TYR:CB	3:BH:127:PHE:HB2	2.30	0.60
1:AB:392:MET:CE	1:AB:576:LEU:HD11	2.32	0.60
1:AB:549:LEU:HD13	1:AB:877:MET:CE	2.31	0.60
3:BQ:285:MET:CE	3:BQ:306:ILE:HG23	2.31	0.60
3:BJ:125:ALA:O	3:BJ:129:VAL:HG23	2.00	0.60
1:AA:128:PRO:HG3	1:AA:148:TRP:CE3	2.34	0.60
1:AA:263:GLU:HB3	1:AA:264:PRO:HD3	1.83	0.60
1:AA:428:GLN:HE22	1:AA:455:PRO:HD2	1.66	0.60
4:BY:346:LYS:O	4:BY:349:SER:HB2	2.01	0.60
2:AD:310:ASN:CB	3:BH:180:GLU:CD	2.70	0.60
3:BI:170:ILE:HD13	3:BI:239:VAL:CG2	2.32	0.60

*Continued on next page...*



*Continued from previous page...*

Atom-1	Atom-2	Interatomic distance (Å)	Clash overlap (Å)
2:AG:205:ILE:HG12	2:AG:295:MET:HG3	1.83	0.60
3:BJ:222:GLU:HB2	3:BJ:225:VAL:HG23	1.84	0.60
4:BY:253:ASP:C	4:BY:254:ILE:HG13	2.21	0.60
3:BP:128:SER:CA	3:BP:155:LEU:CD1	2.79	0.60
4:BX:762:ILE:HA	4:BX:765:ASN:HD21	1.66	0.60
4:BY:557:LEU:HD21	4:BY:621:LEU:HD11	1.82	0.60
4:BZ:622:LYS:C	4:BZ:622:LYS:HE3	2.22	0.60
4:BX:262:TRP:CZ2	4:BX:367:TYR:HE2	2.19	0.60
3:BF:158:LEU:CD1	3:BF:224:LEU:HD21	2.27	0.60
1:AB:545:ASP:HB3	1:AB:877:MET:SD	2.41	0.60
3:BQ:121:TYR:CB	3:BQ:127:PHE:HB2	2.30	0.60
3:BJ:129:VAL:HG21	3:BJ:223:LYS:HZ3	1.66	0.60
2:AM:241:ALA:HB3	3:BQ:59:ILE:CD1	2.32	0.60
1:AA:277:ARG:HD3	1:AA:559:ALA:CB	2.32	0.60
1:AB:118:LYS:HG2	1:AB:119:GLN:N	2.16	0.60
3:BM:237:LEU:CD2	3:BM:246:ILE:HD13	2.31	0.60
3:BL:144:TYR:OH	3:BL:146:ALA:HB2	2.01	0.60
1:AB:262:VAL:CG1	1:AB:297:ARG:HB3	2.30	0.60
1:AA:635:GLN:HG2	1:AA:635:GLN:O	2.00	0.60
1:AB:366:PHE:C	1:AB:368:THR:N	2.55	0.60
1:AB:244:ILE:HD11	1:AB:838:SER:HB3	1.84	0.60
3:BL:222:GLU:HB2	3:BL:225:VAL:HG23	1.84	0.60
1:AA:457:GLN:O	1:AA:460:GLU:HB3	2.01	0.60
3:BO:214:THR:CB	4:BY:480:TYR:OH	2.50	0.60
3:BP:121:TYR:CB	3:BP:127:PHE:HB2	2.30	0.60
3:BG:285:MET:CE	3:BG:306:ILE:HG23	2.31	0.60
3:BF:275:PRO:O	3:BG:285:MET:HB2	2.01	0.60
4:BX:670:ASN:O	4:BX:671:ARG:CB	2.49	0.60
4:BY:1:MET:HG3	4:BY:522:LEU:N	2.17	0.60
4:BY:515:SER:HB2	4:BY:516:GLN:NE2	2.17	0.60
4:BY:534:ILE:O	4:BY:535:LYS:HG2	2.01	0.60
4:BY:544:MET:HA	4:BY:547:SER:HB2	1.82	0.60
4:BY:698:PHE:HE2	4:BY:727:LEU:HD21	1.67	0.60
3:BJ:175:TYR:CE1	3:BJ:237:LEU:HD22	2.37	0.60
1:AB:510:LEU:HB2	1:AB:540:LEU:HD13	1.82	0.60
3:BI:285:MET:CE	3:BI:306:ILE:HG23	2.31	0.60
1:AA:188:VAL:CG1	1:AA:189:GLU:H	2.11	0.60
3:BO:268:VAL:HG11	3:BP:286:ARG:NH1	2.17	0.60
3:BL:163:TRP:O	3:BL:322:PHE:CD1	2.54	0.60
3:BH:144:TYR:OH	3:BH:146:ALA:HB2	2.01	0.60
2:AI:310:ASN:CB	3:BL:180:GLU:OE2	2.49	0.60

*Continued on next page...*



*Continued from previous page...*

Atom-1	Atom-2	Interatomic distance (Å)	Clash overlap (Å)
3:BH:170:ILE:CD1	3:BH:239:VAL:CG2	2.80	0.60
3:BA:237:LEU:CD2	3:BA:246:ILE:HD13	2.31	0.60
2:AD:164:PHE:N	3:BH:61:GLY:O	2.29	0.60
2:AG:274:GLN:HE21	2:AG:274:GLN:N	2.00	0.60
3:BK:222:GLU:HB2	3:BK:225:VAL:HG23	1.84	0.60
2:AO:116:LEU:HD12	2:AO:119:LEU:HB2	1.83	0.60
2:AO:157:ILE:HG12	2:AO:214:LEU:HD13	1.84	0.60
3:BM:222:GLU:HB2	3:BM:225:VAL:HG23	1.84	0.60
2:AJ:205:ILE:HG12	2:AJ:295:MET:HG3	1.83	0.60
2:AN:274:GLN:N	2:AN:274:GLN:HE21	2.00	0.60
3:BN:160:LEU:HD23	3:BN:258:VAL:CG1	2.31	0.60
4:BX:546:THR:O	4:BX:549:MET:HB2	2.02	0.60
4:BY:537:THR:HA	4:BY:540:ALA:HB3	1.83	0.60
4:BY:620:ARG:HB3	4:BY:673:TYR:CE1	2.36	0.60
3:BG:275:PRO:O	3:BH:285:MET:HB2	2.01	0.60
3:BK:289:TRP:CG	3:BK:290:LYS:N	2.69	0.60
1:AB:481:ARG:CD	2:AI:65:LEU:HD13	2.32	0.60
3:BM:128:SER:CA	3:BM:155:LEU:CD1	2.79	0.60
3:BM:285:MET:CE	3:BM:306:ILE:HG23	2.31	0.60
1:AA:199:VAL:CG1	1:AA:204:THR:HG21	2.32	0.60
3:BF:144:TYR:OH	3:BF:146:ALA:HB2	2.02	0.60
1:AA:699:ILE:HG23	1:AA:700:ALA:N	2.17	0.60
2:AC:168:ARG:CG	3:BO:53:TYR:HE1	2.14	0.60
1:AA:146:TRP:O	1:AA:833:PHE:HB3	2.02	0.60
3:BM:268:VAL:HB	3:BN:266:SER:HA	1.84	0.60
3:BQ:144:TYR:CE2	3:BQ:146:ALA:CB	2.78	0.60
3:BM:170:ILE:CD1	3:BM:239:VAL:CG2	2.80	0.60
3:BJ:262:GLN:NE2	3:BJ:269:LEU:HD11	2.16	0.60
1:AA:275:PRO:HB2	1:AA:278:ILE:CD1	2.31	0.60
1:AA:265:LEU:HD23	1:AA:292:LEU:HD13	1.83	0.60
1:AA:853:ASP:O	1:AA:854:LEU:HB2	2.01	0.60
2:AK:150:PHE:HB2	2:AK:152:PHE:HE1	1.66	0.60
3:BA:170:ILE:CD1	3:BA:239:VAL:CG2	2.80	0.60
3:BG:170:ILE:HD13	3:BG:239:VAL:CG2	2.32	0.60
1:AB:562:THR:HB	1:AB:611:HIS:CD2	2.37	0.60
2:AF:274:GLN:HE21	2:AF:274:GLN:N	2.00	0.60
1:AB:314:PHE:CD1	1:AB:314:PHE:N	2.69	0.60
2:AD:63:PHE:CD2	2:AD:84:THR:HG23	2.36	0.60
4:BZ:356:TRP:CD1	4:BZ:421:LEU:HB3	2.37	0.60
2:AE:274:GLN:HE21	2:AE:274:GLN:N	2.00	0.60
3:BN:317:LEU:O	3:BN:318:ASN:CB	2.50	0.59

*Continued on next page...*



*Continued from previous page...*

Atom-1	Atom-2	Interatomic distance (Å)	Clash overlap (Å)
3:BP:313:ARG:O	3:BP:314:SER:C	2.40	0.59
3:BO:185:ILE:HG12	3:BO:226:ILE:HG12	1.84	0.59
3:BO:158:LEU:CD1	3:BO:224:LEU:HD21	2.27	0.59
3:BO:76:PHE:CE2	3:BO:111:TRP:CD1	2.89	0.59
3:BL:159:ILE:HG13	3:BL:160:LEU:H	1.66	0.59
3:BL:185:ILE:HG12	3:BL:226:ILE:HG12	1.84	0.59
4:BX:750:ARG:O	4:BX:753:ARG:N	2.34	0.59
4:BY:540:ALA:O	4:BY:542:LYS:N	2.35	0.59
4:BY:549:MET:O	4:BY:551:LYS:N	2.34	0.59
4:BZ:557:LEU:CD1	4:BZ:664:SER:HB3	2.32	0.59
4:BZ:755:PHE:H	4:BZ:755:PHE:HD1	1.49	0.59
3:BF:125:ALA:O	3:BF:129:VAL:HG23	2.03	0.59
3:BF:159:ILE:HD11	3:BF:260:VAL:HG23	1.73	0.59
1:AA:634:TYR:HB2	1:AB:875:ARG:NH2	2.15	0.59
1:AA:649:LEU:O	1:AA:650:GLN:O	2.19	0.59
1:AB:392:MET:HB3	1:AB:574:GLU:HB2	1.84	0.59
3:BJ:121:TYR:CB	3:BJ:127:PHE:HB2	2.30	0.59
4:BY:356:TRP:C	4:BY:357:ASP:OD1	2.41	0.59
1:AA:698:LYS:N	1:AA:765:PHE:CE2	2.68	0.59
2:AH:24:TYR:O	2:AH:27:VAL:HG22	2.02	0.59
1:AB:248:ILE:O	1:AB:251:ALA:HB3	2.02	0.59
3:BO:150:LEU:HD22	3:BP:290:LYS:HA	1.84	0.59
3:BP:144:TYR:OH	3:BP:146:ALA:HB2	2.02	0.59
3:BK:237:LEU:CD2	3:BK:246:ILE:HD13	2.31	0.59
1:AB:772:ILE:CG2	1:AB:773:SER:N	2.65	0.59
2:AD:310:ASN:CB	3:BH:180:GLU:OE1	2.50	0.59
3:BI:237:LEU:CD2	3:BI:246:ILE:HD13	2.31	0.59
3:BG:237:LEU:CD2	3:BG:246:ILE:HD13	2.31	0.59
1:AB:178:PRO:HD2	1:AB:256:PHE:CE2	2.36	0.59
2:AJ:310:ASN:HB2	3:BM:180:GLU:OE2	2.01	0.59
2:AC:69:THR:OG1	2:AC:70:LEU:N	2.35	0.59
2:AM:144:ARG:O	2:AM:145:ARG:HB2	2.01	0.59
2:AM:274:GLN:HE21	2:AM:274:GLN:N	2.00	0.59
1:AB:298:TYR:HD1	1:AB:299:ILE:N	1.99	0.59
3:BG:222:GLU:HB2	3:BG:225:VAL:HG23	1.84	0.59
3:BO:76:PHE:CE2	3:BO:109:LYS:O	2.55	0.59
3:BL:109:LYS:NZ	4:BX:496:ARG:HH21	1.97	0.59
4:BX:737:SER:OG	4:BX:740:GLN:HG3	2.02	0.59
4:BY:501:LEU:HD13	4:BY:655:THR:CG2	2.32	0.59
4:BZ:750:ARG:O	4:BZ:752:LEU:N	2.36	0.59
3:BJ:170:ILE:CD1	3:BJ:239:VAL:CG2	2.80	0.59

*Continued on next page...*



*Continued from previous page...*

Atom-1	Atom-2	Interatomic distance (Å)	Clash overlap (Å)
3:BF:125:ALA:HB1	3:BF:223:LYS:CB	2.32	0.59
3:BF:285:MET:CE	3:BF:306:ILE:HG23	2.31	0.59
3:BH:125:ALA:HB1	3:BH:223:LYS:CB	2.33	0.59
1:AA:111:ILE:HG23	1:AA:111:ILE:O	2.02	0.59
3:BL:275:PRO:O	3:BM:285:MET:HB2	2.01	0.59
4:BZ:371:LEU:HD23	4:BZ:372:ALA:N	2.17	0.59
3:BQ:170:ILE:HD13	3:BQ:239:VAL:CG2	2.32	0.59
3:BF:288:ASN:HD21	3:BH:153:SER:CB	2.14	0.59
1:AB:440:PHE:CD1	1:AB:518:PHE:CZ	2.91	0.59
1:AA:557:LEU:O	1:AA:560:CYS:SG	2.55	0.59
1:AB:122:LEU:O	1:AB:123:PHE:HB3	2.02	0.59
1:AB:246:HIS:CE1	1:AB:247:PRO:HD2	2.37	0.59
2:AO:24:TYR:O	2:AO:26:ASN:N	2.34	0.59
1:AA:306:ASP:C	1:AA:308:LEU:H	2.05	0.59
1:AA:309:ASN:HA	1:AA:311:HIS:CE1	2.37	0.59
3:BH:252:LEU:HG	3:BH:253:GLY:N	2.16	0.59
3:BO:58:PRO:C	3:BO:59:ILE:HG13	2.22	0.59
1:AB:134:TYR:HB3	1:AB:139:GLU:O	2.02	0.59
3:BH:170:ILE:HD13	3:BH:239:VAL:CG2	2.32	0.59
2:AD:157:ILE:HG12	2:AD:214:LEU:HD13	1.84	0.59
2:AL:274:GLN:HE21	2:AL:274:GLN:N	2.00	0.59
2:AG:157:ILE:HG12	2:AG:214:LEU:HD13	1.84	0.59
3:BG:272:THR:HG23	3:BG:279:PRO:HD3	1.84	0.59
2:AG:202:PRO:CG	4:BZ:577:ARG:NE	2.65	0.59
3:BG:136:ASP:OD1	3:BG:312:LYS:HB2	2.02	0.59
3:BO:175:TYR:CE1	3:BO:237:LEU:HD22	2.37	0.59
4:BX:589:SER:O	4:BX:591:TRP:N	2.35	0.59
4:BX:645:ILE:HA	4:BX:651:ILE:CD1	2.32	0.59
4:BY:643:THR:HG22	4:BY:644:LYS:N	2.16	0.59
4:BZ:640:VAL:O	4:BZ:643:THR:HB	2.02	0.59
4:BZ:643:THR:HG22	4:BZ:644:LYS:N	2.17	0.59
3:BQ:170:ILE:CD1	3:BQ:239:VAL:CG2	2.80	0.59
3:BN:285:MET:CE	3:BN:306:ILE:HG23	2.31	0.59
2:AI:239:ASN:CB	3:BL:67:TYR:CE2	2.84	0.59
1:AB:527:ARG:O	1:AB:531:ARG:CG	2.51	0.59
2:AL:23:LEU:CD2	2:AL:71:LEU:O	2.49	0.59
3:BI:289:TRP:CZ3	3:BI:292:TRP:CE2	2.90	0.59
1:AB:305:GLN:O	1:AB:307:ARG:N	2.35	0.59
2:AG:143:ASN:HA	2:AI:145:ARG:HD3	1.83	0.59
3:BA:170:ILE:HD13	3:BA:239:VAL:CG2	2.32	0.59
2:AM:63:PHE:CD2	2:AM:84:THR:HG23	2.36	0.59

*Continued on next page...*



*Continued from previous page...*

Atom-1	Atom-2	Interatomic distance (Å)	Clash overlap (Å)
2:AJ:274:GLN:HE21	2:AJ:274:GLN:N	2.00	0.59
4:BY:253:ASP:OD1	4:BY:253:ASP:N	2.35	0.59
3:BG:52:ASN:O	3:BO:57:LEU:HD21	2.02	0.59
4:BX:574:SER:O	4:BX:575:ILE:CG2	2.50	0.59
4:BX:627:GLN:O	4:BX:627:GLN:CD	2.41	0.59
4:BX:652:SER:CB	4:BX:653:PRO:HD2	2.31	0.59
4:BY:573:SER:O	4:BY:574:SER:O	2.20	0.59
4:BZ:16:VAL:HG23	4:BZ:17:ASP:N	2.18	0.59
4:BZ:535:LYS:O	4:BZ:651:ILE:HG22	2.01	0.59
4:BX:524:PRO:CD	4:BZ:626:THR:HG23	2.33	0.59
4:BZ:737:SER:OG	4:BZ:740:GLN:HG3	2.01	0.59
1:AA:619:ASN:CG	1:AA:675:GLU:CG	2.64	0.59
3:BG:274:ASP:OD1	3:BG:276:THR:OG1	2.20	0.59
3:BH:185:ILE:HG12	3:BH:226:ILE:HG12	1.84	0.59
1:AA:660:ASP:O	1:AA:662:MET:N	2.35	0.59
3:BM:158:LEU:CD1	3:BM:224:LEU:HD21	2.27	0.59
3:BQ:158:LEU:CD1	3:BQ:224:LEU:HD21	2.27	0.59
3:BQ:255:ARG:HD2	3:BQ:257:ASN:ND2	2.17	0.59
3:BL:313:ARG:O	3:BL:314:SER:HB3	2.02	0.59
1:AA:768:ASP:OD1	1:AA:769:SER:N	2.35	0.59
1:AA:770:SER:O	1:AA:771:VAL:C	2.40	0.59
2:AK:239:ASN:OD1	3:BN:63:MET:SD	2.60	0.59
1:AA:492:VAL:HG13	1:AA:558:MET:HE1	1.83	0.59
3:BG:63:MET:HG3	3:BG:65:THR:OG1	2.03	0.59
1:AA:548:ARG:HH12	1:AA:878:ASN:N	1.98	0.59
1:AB:701:GLN:HB2	1:AB:826:TYR:CD2	2.37	0.59
4:BX:516:GLN:HB2	4:BZ:572:ALA:CA	2.31	0.59
3:BN:170:ILE:HD13	3:BN:239:VAL:CG2	2.32	0.59
2:AI:157:ILE:HG12	2:AI:214:LEU:HD13	1.84	0.59
3:BH:222:GLU:HB2	3:BH:225:VAL:HG23	1.84	0.59
3:BO:274:ASP:OD1	3:BO:276:THR:OG1	2.20	0.59
3:BP:185:ILE:HG12	3:BP:226:ILE:HG12	1.85	0.59
3:BO:310:MET:O	3:BO:311:SER:HB3	2.02	0.59
2:AC:239:ASN:OD1	3:BG:67:TYR:CE2	2.56	0.59
4:BX:590:ALA:HA	4:BX:594:VAL:CG2	2.32	0.59
4:BY:701:ILE:HD13	4:BY:702:PRO:O	2.01	0.59
4:BZ:566:ASP:HB3	4:BZ:570:ASP:OD2	2.02	0.59
4:BZ:505:PHE:CZ	4:BZ:659:ILE:HD11	2.37	0.59
3:BP:170:ILE:CD1	3:BP:239:VAL:CG2	2.80	0.59
3:BF:121:TYR:CB	3:BF:127:PHE:HB2	2.30	0.59
3:BH:274:ASP:OD1	3:BH:276:THR:OG1	2.20	0.59

*Continued on next page...*



*Continued from previous page...*

Atom-1	Atom-2	Interatomic distance (Å)	Clash overlap (Å)
3:BF:285:MET:HB2	3:BH:275:PRO:O	2.01	0.59
3:BL:275:PRO:CD	3:BL:276:THR:N	2.66	0.59
3:BM:275:PRO:CD	3:BM:276:THR:N	2.66	0.59
4:BY:312:VAL:CG1	4:BY:362:PHE:CE1	2.82	0.59
1:AA:208:CYS:SG	1:AA:244:ILE:HD11	2.42	0.59
3:BL:290:LYS:CB	3:BN:150:LEU:HD21	2.16	0.59
4:BZ:264:GLU:CG	4:BZ:473:LEU:HA	2.33	0.59
3:BJ:252:LEU:C	3:BJ:253:GLY:O	2.40	0.59
1:AA:833:PHE:HZ	1:AA:835:PHE:HD1	1.48	0.59
1:AA:499:ASN:CA	1:AA:505:GLN:HE21	2.16	0.59
3:BI:144:TYR:OH	3:BI:146:ALA:HB2	2.01	0.59
1:AA:346:ILE:O	1:AA:349:MET:HB3	2.03	0.59
2:AM:34:PHE:HD2	2:AM:66:LEU:CD1	2.15	0.59
3:BF:170:ILE:HD13	3:BF:239:VAL:CG2	2.32	0.59
1:AA:443:GLN:O	1:AA:443:GLN:HG3	2.01	0.59
2:AC:274:GLN:HE21	2:AC:274:GLN:N	2.00	0.59
3:BO:275:PRO:O	3:BP:285:MET:HB2	2.01	0.59
3:BF:274:ASP:OD1	3:BF:276:THR:OG1	2.20	0.59
4:BX:1:MET:HA	4:BX:524:PRO:HA	1.83	0.59
4:BX:543:SER:O	4:BX:547:SER:N	2.35	0.59
3:BM:174:TYR:CD1	3:BM:198:LEU:HD13	2.34	0.59
3:BK:285:MET:CE	3:BK:306:ILE:HG23	2.31	0.59
3:BL:285:MET:CE	3:BL:306:ILE:HG23	2.31	0.59
3:BN:275:PRO:CD	3:BN:276:THR:N	2.66	0.59
3:BM:275:PRO:O	3:BN:285:MET:HB2	2.01	0.59
3:BO:290:LYS:CB	3:BQ:150:LEU:CD2	2.79	0.59
1:AA:766:ILE:HG23	1:AA:766:ILE:O	2.03	0.59
3:BL:252:LEU:HG	3:BL:253:GLY:N	2.17	0.59
3:BM:144:TYR:HB2	3:BM:264:GLY:HA3	1.84	0.59
4:BX:516:GLN:CB	4:BZ:572:ALA:HA	2.33	0.59
3:BI:170:ILE:CD1	3:BI:239:VAL:CG2	2.80	0.59
2:AN:24:TYR:O	2:AN:27:VAL:HG22	2.02	0.59
1:AA:179:ASP:O	1:AA:180:TYR:HB3	2.01	0.59
2:AF:238:ILE:HG23	3:BI:63:MET:CE	2.33	0.59
2:AH:274:GLN:N	2:AH:274:GLN:HE21	2.00	0.59
2:AM:157:ILE:HG12	2:AM:214:LEU:HD13	1.84	0.59
3:BG:317:LEU:HD11	3:BG:322:PHE:CZ	2.37	0.59
3:BG:69:ASN:CB	4:BY:507:ALA:HB2	2.32	0.59
4:BY:750:ARG:O	4:BY:753:ARG:N	2.36	0.59
3:BK:185:ILE:HG12	3:BK:226:ILE:HG12	1.84	0.59
1:AB:454:THR:CG2	1:AB:455:PRO:CD	2.72	0.59

*Continued on next page...*



*Continued from previous page...*

Atom-1	Atom-2	Interatomic distance (Å)	Clash overlap (Å)
3:BM:121:TYR:CB	3:BM:127:PHE:HB2	2.30	0.59
3:BQ:185:ILE:HG12	3:BQ:226:ILE:HG12	1.84	0.59
3:BJ:316:SER:HA	3:BJ:325:ARG:HA	1.83	0.59
3:BF:154:GLU:OE2	3:BG:290:LYS:CE	2.50	0.59
3:BA:125:ALA:HB1	3:BA:223:LYS:CB	2.32	0.59
4:BY:45:TYR:CE2	4:BY:474:VAL:CG2	2.81	0.59
3:BO:53:TYR:O	3:BO:54:GLY:C	2.40	0.59
3:BP:150:LEU:HD22	3:BQ:290:LYS:HA	1.83	0.59
1:AA:548:ARG:HB3	1:AA:876:ILE:HG23	1.85	0.59
3:BP:263:VAL:CG1	3:BP:289:TRP:HB2	2.31	0.59
1:AB:265:LEU:HB3	1:AB:296:ALA:CB	2.32	0.59
3:BN:78:THR:O	3:BN:78:THR:CG2	2.48	0.59
2:AN:150:PHE:HB2	2:AN:152:PHE:HE1	1.66	0.59
2:AG:205:ILE:HD13	4:BZ:580:SER:CB	2.32	0.59
2:AL:157:ILE:HG12	2:AL:214:LEU:HD13	1.84	0.59
3:BO:275:PRO:CB	3:BP:285:MET:SD	2.91	0.59
3:BF:275:PRO:CD	3:BF:276:THR:N	2.66	0.59
2:AC:239:ASN:HB2	3:BG:67:TYR:HH	1.66	0.59
4:BX:566:ASP:O	4:BX:568:LEU:N	2.35	0.59
4:BX:670:ASN:O	4:BX:671:ARG:HB3	2.02	0.59
4:BX:716:PRO:CD	4:BY:750:ARG:NH2	2.60	0.59
3:BF:285:MET:SD	3:BH:275:PRO:CB	2.90	0.59
3:BM:76:PHE:HE2	3:BM:111:TRP:NE1	2.01	0.59
1:AB:492:VAL:HA	1:AB:565:MET:SD	2.42	0.59
3:BL:274:ASP:OD1	3:BL:276:THR:OG1	2.20	0.59
3:BO:268:VAL:O	3:BO:269:LEU:HB2	2.03	0.59
3:BL:247:ARG:HD3	3:BL:321:ALA:HB1	1.83	0.59
1:AB:646:LEU:HA	1:AB:649:LEU:CD1	2.26	0.59
3:BH:162:GLU:CB	3:BH:253:GLY:O	2.50	0.59
3:BI:129:VAL:O	3:BI:131:PRO:CD	2.41	0.59
3:BK:170:ILE:CD1	3:BK:239:VAL:CG2	2.80	0.59
3:BO:125:ALA:HB1	3:BO:223:LYS:CB	2.33	0.59
1:AA:164:GLU:O	1:AA:167:LEU:HB3	2.03	0.59
2:AM:69:THR:O	2:AM:69:THR:CG2	2.50	0.59
3:BN:170:ILE:CD1	3:BN:239:VAL:CG2	2.80	0.59
3:BH:246:ILE:CG2	3:BH:246:ILE:O	2.51	0.59
3:BF:170:ILE:CD1	3:BF:239:VAL:CG2	2.80	0.59
4:BY:7:ARG:CD	4:BY:625:ALA:HA	2.33	0.59
2:AK:157:ILE:HG12	2:AK:214:LEU:HD13	1.84	0.59
2:AE:306:ALA:HB2	3:BG:282:GLU:OE2	2.03	0.59
1:AB:802:ILE:HG22	1:AB:802:ILE:O	2.01	0.59

*Continued on next page...*



*Continued from previous page...*

Atom-1	Atom-2	Interatomic distance (Å)	Clash overlap (Å)
2:AE:157:ILE:HG12	2:AE:214:LEU:HD13	1.84	0.59
4:BX:632:ASN:O	4:BX:633:PHE:C	2.41	0.59
4:BX:633:PHE:HB3	4:BX:671:ARG:NH1	2.18	0.59
4:BX:672:ALA:HB2	4:BX:685:GLY:HA2	1.85	0.59
4:BY:611:GLN:O	4:BY:612:THR:C	2.40	0.59
4:BY:627:GLN:O	4:BY:627:GLN:CD	2.42	0.59
4:BZ:540:ALA:O	4:BZ:544:MET:N	2.36	0.59
3:BJ:274:ASP:OD1	3:BJ:276:THR:OG1	2.20	0.59
2:AD:302:PRO:HA	3:BF:282:GLU:OE1	2.00	0.59
3:BN:274:ASP:OD1	3:BN:276:THR:OG1	2.20	0.59
3:BK:274:ASP:OD1	3:BK:276:THR:OG1	2.20	0.59
4:BY:47:PRO:CG	4:BY:419:VAL:HG13	2.28	0.59
3:BF:270:ASP:O	3:BG:288:ASN:ND2	2.36	0.59
3:BG:143:LYS:HA	3:BG:263:VAL:O	2.03	0.59
2:AN:255:ARG:CZ	3:BP:65:THR:HG1	2.15	0.59
3:BH:149:GLN:CG	3:BH:150:LEU:N	2.66	0.59
1:AB:440:PHE:CD1	1:AB:518:PHE:CE1	2.91	0.59
1:AA:128:PRO:HG3	1:AA:148:TRP:CH2	2.35	0.59
3:BM:268:VAL:HG11	3:BN:267:ASP:H	1.67	0.59
1:AA:587:LEU:O	1:AA:588:ILE:HG13	2.03	0.59
3:BK:56:ASN:O	3:BK:57:LEU:HG	2.03	0.59
3:BK:175:TYR:CE1	3:BK:237:LEU:HD22	2.37	0.59
1:AA:757:VAL:HG12	1:AA:758:ALA:H	1.68	0.59
3:BQ:274:ASP:OD1	3:BQ:276:THR:OG1	2.20	0.59
2:AO:8:SER:O	2:AO:11:LEU:N	2.36	0.59
2:AM:205:ILE:HG12	2:AM:295:MET:HG3	1.83	0.59
2:AK:274:GLN:HE21	2:AK:274:GLN:N	2.00	0.59
3:BA:274:ASP:OD1	3:BA:276:THR:OG1	2.20	0.59
2:AJ:157:ILE:HG12	2:AJ:214:LEU:HD13	1.84	0.59
3:BN:185:ILE:HG12	3:BN:226:ILE:HG12	1.84	0.59
4:BX:1:MET:CE	4:BX:1:MET:H1	2.16	0.59
4:BY:628:THR:HG22	4:BY:629:GLU:H	1.68	0.59
4:BZ:589:SER:O	4:BZ:591:TRP:N	2.35	0.59
3:BP:175:TYR:CE1	3:BP:237:LEU:HD22	2.37	0.59
3:BJ:268:VAL:CB	3:BK:266:SER:CB	2.41	0.59
3:BK:125:ALA:HB1	3:BK:223:LYS:CB	2.32	0.59
1:AB:863:VAL:HG12	1:AB:864:GLU:N	2.18	0.59
3:BJ:313:ARG:O	3:BJ:314:SER:C	2.39	0.59
4:BY:355:TYR:CE2	4:BY:424:LEU:HG	2.36	0.59
3:BL:255:ARG:CD	3:BL:257:ASN:ND2	2.66	0.59
3:BL:150:LEU:HD22	3:BM:290:LYS:HA	1.83	0.59

*Continued on next page...*



*Continued from previous page...*

Atom-1	Atom-2	Interatomic distance (Å)	Clash overlap (Å)
2:AN:205:ILE:HG12	2:AN:295:MET:HG3	1.83	0.59
4:BX:731:ASN:CA	4:BX:736:ILE:HD12	2.30	0.59
1:AB:180:TYR:HD1	1:AB:181:LEU:N	2.01	0.59
2:AK:205:ILE:HG12	2:AK:295:MET:HG3	1.83	0.59
3:BM:170:ILE:HD13	3:BM:239:VAL:CG2	2.32	0.59
3:BJ:144:TYR:OH	3:BJ:146:ALA:HB2	2.03	0.59
1:AA:142:LEU:O	1:AA:144:ASN:N	2.31	0.59
4:BX:516:GLN:HB2	4:BZ:572:ALA:CB	2.33	0.59
1:AA:116:VAL:CG1	1:AA:117:LYS:H	2.16	0.59
3:BA:275:PRO:CD	3:BA:276:THR:N	2.66	0.59
3:BH:148:LEU:O	3:BH:151:ASP:N	2.35	0.59
3:BG:76:PHE:CE2	3:BG:111:TRP:NE1	2.71	0.58
3:BL:159:ILE:CG1	3:BL:160:LEU:N	2.63	0.58
4:BX:591:TRP:CZ3	4:BX:623:GLU:CD	2.76	0.58
4:BY:539:ASP:HA	4:BY:542:LYS:HG3	1.84	0.58
4:BY:540:ALA:O	4:BY:544:MET:N	2.31	0.58
4:BZ:694:ARG:HH12	4:BZ:701:ILE:CG2	2.15	0.58
4:BX:259:THR:HG23	4:BY:262:TRP:H	1.67	0.58
3:BH:76:PHE:HE2	3:BH:111:TRP:NE1	2.01	0.58
1:AB:435:ILE:CG2	1:AB:436:ILE:H	2.06	0.58
1:AB:465:ASN:O	1:AB:466:PHE:C	2.41	0.58
1:AB:505:GLN:O	1:AB:508:GLU:OE1	2.21	0.58
1:AB:510:LEU:HD13	1:AB:537:SER:HA	1.85	0.58
3:BM:255:ARG:CD	3:BM:257:ASN:ND2	2.65	0.58
3:BQ:246:ILE:O	3:BQ:246:ILE:CG2	2.51	0.58
3:BL:125:ALA:HB1	3:BL:223:LYS:CB	2.33	0.58
3:BI:266:SER:HB2	3:BK:268:VAL:O	2.03	0.58
1:AB:439:ALA:O	1:AB:518:PHE:CD1	2.56	0.58
3:BL:252:LEU:O	3:BL:253:GLY:C	2.40	0.58
1:AA:332:VAL:O	1:AA:333:VAL:C	2.41	0.58
1:AB:258:GLN:HG3	2:AN:70:LEU:HA	1.85	0.58
3:BK:56:ASN:O	3:BK:57:LEU:CG	2.51	0.58
3:BP:268:VAL:CG1	3:BQ:267:ASP:O	2.46	0.58
2:AN:220:THR:O	2:AN:220:THR:CG2	2.39	0.58
3:BI:144:TYR:CE2	3:BI:146:ALA:CB	2.79	0.58
2:AL:57:ARG:HH11	2:AL:94:ASN:ND2	1.96	0.58
3:BO:285:MET:SD	3:BQ:276:THR:HA	2.43	0.58
2:AH:150:PHE:HB2	2:AH:152:PHE:HE1	1.66	0.58
3:BG:170:ILE:CD1	3:BG:239:VAL:CG2	2.80	0.58
2:AI:85:ILE:O	2:AI:89:VAL:HG23	2.03	0.58
2:AL:85:ILE:O	2:AL:89:VAL:HG23	2.03	0.58

*Continued on next page...*



*Continued from previous page...*

Atom-1	Atom-2	Interatomic distance (Å)	Clash overlap (Å)
2:AF:12:LYS:C	2:AF:14:ALA:H	2.06	0.58
2:AN:163:SER:OG	3:BO:62:SER:HA	2.02	0.58
2:AC:243:GLY:O	3:BG:67:TYR:CA	2.43	0.58
4:BX:618:ARG:O	4:BX:622:LYS:HB2	2.03	0.58
4:BY:618:ARG:CB	4:BY:622:LYS:HD2	2.33	0.58
4:BY:657:PRO:O	4:BY:659:ILE:N	2.36	0.58
4:BX:520:LEU:HD13	4:BZ:568:LEU:HD12	1.85	0.58
3:BJ:76:PHE:HE2	3:BJ:111:TRP:NE1	2.01	0.58
3:BI:310:MET:CG	3:BI:311:SER:N	2.62	0.58
3:BF:159:ILE:CG1	3:BF:160:LEU:N	2.63	0.58
3:BF:185:ILE:HG12	3:BF:226:ILE:HG12	1.84	0.58
3:BH:275:PRO:CD	3:BH:276:THR:N	2.66	0.58
3:BL:285:MET:SD	3:BN:275:PRO:CB	2.91	0.58
3:BJ:128:SER:HB2	3:BJ:224:LEU:HD22	1.86	0.58
3:BI:251:LYS:HZ1	3:BI:271:ILE:CG2	2.15	0.58
4:BZ:264:GLU:N	4:BZ:264:GLU:CD	2.56	0.58
3:BL:252:LEU:HG	3:BL:253:GLY:H	1.68	0.58
1:AB:745:ALA:O	1:AB:748:THR:N	2.36	0.58
1:AB:789:LEU:HB3	1:AB:791:LYS:HE3	1.84	0.58
1:AA:516:GLN:OE1	1:AA:516:GLN:N	2.31	0.58
2:AC:106:ARG:CD	2:AC:106:ARG:H	2.12	0.58
3:BM:175:TYR:CE1	3:BM:237:LEU:HD22	2.37	0.58
2:AK:142:GLN:HE21	2:AK:143:ASN:N	2.01	0.58
2:AI:274:GLN:N	2:AI:274:GLN:HE21	2.00	0.58
1:AA:810:TYR:O	1:AA:812:VAL:N	2.37	0.58
2:AD:153:HIS:NE2	2:AE:153:HIS:NE2	2.51	0.58
4:BX:482:THR:O	4:BX:482:THR:CG2	2.37	0.58
3:BG:69:ASN:HB3	4:BY:507:ALA:CB	2.33	0.58
3:BL:121:TYR:CB	3:BL:127:PHE:HB2	2.30	0.58
2:AK:269:ILE:N	4:BX:700:GLU:OE1	2.36	0.58
4:BY:633:PHE:CB	4:BY:671:ARG:HH11	2.15	0.58
4:BY:265:MET:CE	4:BY:477:ASN:HD21	2.16	0.58
2:AJ:34:PHE:HD2	2:AJ:66:LEU:HD12	1.67	0.58
1:AA:501:HIS:C	1:AA:503:VAL:H	2.05	0.58
1:AB:779:ASP:N	1:AB:798:ILE:HD11	2.18	0.58
2:AH:76:ASN:HB2	2:AJ:76:ASN:CA	2.33	0.58
2:AG:313:PRO:HD2	3:BJ:279:PRO:HB2	1.81	0.58
1:AA:283:ASN:O	1:AA:863:VAL:HG23	2.02	0.58
2:AJ:12:LYS:C	2:AJ:14:ALA:H	2.07	0.58
1:AB:176:GLU:O	1:AB:178:PRO:CD	2.51	0.58
2:AH:205:ILE:HG12	2:AH:295:MET:HG3	1.83	0.58

*Continued on next page...*



*Continued from previous page...*

Atom-1	Atom-2	Interatomic distance (Å)	Clash overlap (Å)
3:BP:322:PHE:HB3	3:BP:323:TYR:HD1	1.69	0.58
3:BG:255:ARG:CD	3:BG:257:ASN:ND2	2.67	0.58
3:BO:55:ILE:HD13	3:BO:322:PHE:C	2.23	0.58
3:BO:55:ILE:HG23	3:BO:322:PHE:CB	2.33	0.58
3:BO:170:ILE:CD1	3:BO:239:VAL:CG2	2.80	0.58
4:BY:674:ARG:CG	4:BY:720:ALA:HB2	2.33	0.58
4:BY:750:ARG:O	4:BY:752:LEU:N	2.36	0.58
4:BZ:590:ALA:HA	4:BZ:594:VAL:CG2	2.33	0.58
3:BJ:246:ILE:O	3:BJ:246:ILE:CG2	2.51	0.58
3:BF:159:ILE:HG13	3:BF:160:LEU:H	1.66	0.58
3:BI:128:SER:OG	3:BI:224:LEU:CD2	2.50	0.58
3:BI:162:GLU:N	3:BI:253:GLY:O	2.37	0.58
3:BA:185:ILE:HG12	3:BA:226:ILE:HG12	1.84	0.58
1:AA:713:GLU:O	1:AA:720:TYR:HB2	2.02	0.58
1:AA:771:VAL:O	1:AA:774:LEU:N	2.34	0.58
1:AA:523:VAL:O	1:AA:526:LYS:HG2	2.04	0.58
1:AA:262:VAL:CG2	1:AA:848:PHE:CE2	2.65	0.58
3:BP:150:LEU:HD21	3:BQ:290:LYS:CG	2.34	0.58
1:AA:499:ASN:HA	1:AA:505:GLN:HE21	1.68	0.58
3:BM:246:ILE:O	3:BM:246:ILE:CG2	2.51	0.58
3:BI:87:THR:HG1	3:BI:122:THR:HG22	1.67	0.58
1:AA:366:PHE:C	1:AA:368:THR:N	2.49	0.58
1:AB:848:PHE:O	1:AB:849:THR:HB	2.03	0.58
2:AI:313:PRO:HD2	3:BL:279:PRO:HB2	1.85	0.58
3:BL:246:ILE:O	3:BL:246:ILE:CG2	2.51	0.58
3:BF:210:THR:HG21	4:BZ:379:ILE:CG1	2.34	0.58
2:AK:24:TYR:O	2:AK:27:VAL:HG22	2.02	0.58
2:AC:12:LYS:C	2:AC:14:ALA:H	2.07	0.58
2:AC:157:ILE:HG12	2:AC:214:LEU:HD13	1.84	0.58
3:BJ:167:PRO:O	3:BL:117:TYR:CE2	2.56	0.58
3:BA:222:GLU:HB2	3:BA:225:VAL:HG23	1.84	0.58
2:AN:157:ILE:HG12	2:AN:214:LEU:HD13	1.84	0.58
2:AD:274:GLN:HE21	2:AD:274:GLN:N	2.00	0.58
3:BA:76:PHE:HE2	3:BA:111:TRP:NE1	2.01	0.58
4:BX:35:ILE:CG2	4:BY:482:THR:O	2.51	0.58
3:BN:121:TYR:CB	3:BN:127:PHE:HB2	2.30	0.58
3:BG:300:VAL:HA	3:BG:303:VAL:HG22	1.86	0.58
3:BO:246:ILE:O	3:BO:246:ILE:CG2	2.51	0.58
3:BN:200:THR:HG22	4:BX:493:ASP:CG	2.24	0.58
4:BX:2:ALA:HA	4:BX:5:ILE:CG2	2.34	0.58
4:BX:518:ILE:O	4:BX:521:ALA:HB3	2.03	0.58

*Continued on next page...*



*Continued from previous page...*

Atom-1	Atom-2	Interatomic distance (Å)	Clash overlap (Å)
4:BX:631:MET:CE	4:BX:749:PRO:HA	2.32	0.58
4:BY:636:ILE:HD11	4:BY:721:ILE:CD1	2.33	0.58
4:BX:257:SER:CB	4:BX:257:SER:HG	2.08	0.58
3:BK:76:PHE:HE2	3:BK:111:TRP:NE1	2.01	0.58
1:AA:389:GLN:OE1	1:AA:567:HIS:HA	2.03	0.58
1:AA:660:ASP:HB3	1:AB:539:ARG:NH1	2.14	0.58
3:BQ:261:ILE:HG23	3:BQ:285:MET:HG3	1.86	0.58
3:BI:261:ILE:HG23	3:BI:285:MET:HG3	1.86	0.58
3:BA:252:LEU:CG	3:BA:253:GLY:N	2.49	0.58
3:BK:162:GLU:HB2	3:BK:253:GLY:O	2.04	0.58
4:BZ:272:THR:CG2	4:BZ:305:TYR:CE2	2.87	0.58
4:BY:351:VAL:HG23	4:BY:430:LEU:HD21	1.83	0.58
2:AE:24:TYR:O	2:AE:27:VAL:HG22	2.02	0.58
4:BX:525:LEU:HD21	4:BX:642:LYS:HB2	1.85	0.58
2:AC:85:ILE:O	2:AC:89:VAL:HG23	2.03	0.58
2:AG:85:ILE:O	2:AG:89:VAL:HG23	2.03	0.58
2:AK:12:LYS:C	2:AK:14:ALA:H	2.07	0.58
2:AF:260:GLU:HG2	2:AF:274:GLN:HG3	1.86	0.58
2:AO:274:GLN:HE21	2:AO:274:GLN:N	2.00	0.58
3:BO:222:GLU:HB2	3:BO:225:VAL:HG23	1.84	0.58
4:BX:611:GLN:O	4:BX:612:THR:C	2.40	0.58
4:BX:655:THR:O	4:BX:657:PRO:O	2.20	0.58
4:BX:631:MET:HE2	4:BX:752:LEU:HD23	1.85	0.58
4:BY:670:ASN:O	4:BY:671:ARG:CB	2.52	0.58
4:BZ:524:PRO:O	4:BZ:526:ASP:N	2.36	0.58
4:BZ:670:ASN:O	4:BZ:671:ARG:CB	2.51	0.58
3:BJ:170:ILE:HD13	3:BJ:239:VAL:CG2	2.32	0.58
1:AA:622:VAL:HG21	1:AA:672:LEU:HB2	1.84	0.58
1:AB:394:LEU:O	1:AB:396:PHE:N	2.37	0.58
3:BM:274:ASP:OD1	3:BM:276:THR:OG1	2.20	0.58
3:BQ:125:ALA:HB1	3:BQ:223:LYS:CB	2.32	0.58
1:AB:245:LEU:HD12	1:AB:250:HIS:HA	1.86	0.58
4:BX:48:VAL:CG2	4:BX:419:VAL:HG11	2.33	0.58
1:AB:182:LEU:CD2	1:AB:846:LEU:HA	2.33	0.58
3:BO:284:MET:C	3:BO:285:MET:HE3	2.23	0.58
2:AJ:150:PHE:HB2	2:AJ:152:PHE:HE1	1.68	0.58
1:AA:783:PHE:CD1	1:AA:783:PHE:N	2.71	0.58
2:AI:7:LEU:O	2:AI:11:LEU:HG	2.04	0.58
2:AI:8:SER:O	2:AI:11:LEU:N	2.37	0.58
2:AE:260:GLU:HG2	2:AE:274:GLN:HG3	1.86	0.58
3:BQ:222:GLU:HB2	3:BQ:225:VAL:HG23	1.84	0.58

*Continued on next page...*



*Continued from previous page...*

Atom-1	Atom-2	Interatomic distance (Å)	Clash overlap (Å)
2:AN:142:GLN:HE21	2:AN:143:ASN:N	2.01	0.58
3:BP:315:ARG:HG3	3:BP:323:TYR:O	2.03	0.58
3:BL:76:PHE:HE2	3:BL:111:TRP:NE1	2.01	0.58
3:BP:69:ASN:HD21	4:BX:598:ILE:CD1	2.16	0.58
4:BX:557:LEU:CD1	4:BX:664:SER:HB3	2.34	0.58
4:BY:708:PHE:CE2	4:BY:712:VAL:HG21	2.39	0.58
4:BY:736:ILE:HG22	4:BY:741:ALA:HB2	1.84	0.58
4:BZ:708:PHE:CE2	4:BZ:712:VAL:HG21	2.39	0.58
2:AJ:171:PRO:HB3	3:BM:312:LYS:CE	2.34	0.58
3:BJ:324:TYR:O	3:BJ:325:ARG:CB	2.33	0.58
3:BM:275:PRO:CB	3:BN:285:MET:SD	2.91	0.58
4:BY:49:ASN:C	4:BY:50:TRP:CG	2.77	0.58
4:BY:47:PRO:HB3	4:BY:419:VAL:HG13	1.75	0.58
3:BI:266:SER:HA	3:BK:268:VAL:O	2.03	0.58
3:BI:185:ILE:HG12	3:BI:226:ILE:HG12	1.84	0.58
1:AA:436:ILE:O	1:AA:440:PHE:HB3	2.03	0.58
2:AL:313:PRO:CD	3:BP:279:PRO:HB2	2.32	0.58
1:AB:118:LYS:CG	1:AB:119:GLN:H	2.16	0.58
3:BK:170:ILE:HD13	3:BK:239:VAL:CG2	2.32	0.58
2:AM:310:ASN:HB2	3:BQ:180:GLU:OE1	2.03	0.58
3:BN:246:ILE:CG2	3:BN:246:ILE:O	2.51	0.58
2:AF:85:ILE:O	2:AF:89:VAL:HG23	2.03	0.58
2:AM:85:ILE:O	2:AM:89:VAL:HG23	2.03	0.58
2:AD:12:LYS:C	2:AD:14:ALA:H	2.07	0.58
2:AC:7:LEU:O	2:AC:11:LEU:HG	2.04	0.58
2:AF:5:TYR:CE2	2:AF:131:ASN:HA	2.39	0.58
3:BJ:317:LEU:HG	3:BJ:318:ASN:H	1.69	0.58
4:BY:531:PHE:CD1	4:BY:531:PHE:N	2.71	0.58
3:BP:222:GLU:HB2	3:BP:225:VAL:HG23	1.84	0.58
4:BX:674:ARG:CG	4:BX:720:ALA:HB2	2.33	0.58
2:AC:364:GLY:H	4:BY:733:ASN:HB3	1.59	0.58
3:BK:256:GLU:HB2	3:BK:313:ARG:O	2.04	0.58
1:AA:661:GLN:NE2	1:AB:348:LYS:HZ3	1.96	0.58
1:AA:122:LEU:HD13	1:AA:245:LEU:CD2	2.21	0.58
1:AB:786:ILE:HG22	1:AB:790:ARG:NH2	2.19	0.58
2:AI:76:ASN:CA	2:AM:76:ASN:HB2	2.33	0.58
1:AB:200:VAL:HG12	1:AB:201:ASP:N	2.18	0.58
4:BX:31:GLN:HB3	4:BY:34:THR:HB	1.86	0.58
4:BY:463:GLU:HG2	4:BY:464:VAL:N	2.19	0.58
2:AD:85:ILE:O	2:AD:89:VAL:HG23	2.03	0.58
2:AI:5:TYR:CE2	2:AI:131:ASN:HA	2.39	0.58

*Continued on next page...*



*Continued from previous page...*

Atom-1	Atom-2	Interatomic distance (Å)	Clash overlap (Å)
2:AC:8:SER:O	2:AC:11:LEU:N	2.37	0.58
2:AO:150:PHE:HB2	2:AO:152:PHE:CE1	2.38	0.58
2:AM:260:GLU:HG2	2:AM:274:GLN:HG3	1.86	0.58
2:AJ:260:GLU:HG2	2:AJ:274:GLN:HG3	1.86	0.58
2:AK:260:GLU:HG2	2:AK:274:GLN:HG3	1.86	0.58
4:BX:37:LEU:CD1	4:BX:480:TYR:HE2	2.16	0.58
3:BN:125:ALA:HB1	3:BN:223:LYS:CB	2.32	0.58
3:BO:300:VAL:HA	3:BO:303:VAL:HG22	1.86	0.58
3:BO:311:SER:OG	3:BO:312:LYS:N	2.36	0.58
3:BO:257:ASN:ND2	3:BO:313:ARG:HB2	2.19	0.58
2:AE:270:ILE:C	4:BY:728:LYS:CE	2.67	0.58
4:BX:590:ALA:HA	4:BX:594:VAL:HG23	1.85	0.58
4:BX:599:THR:HA	4:BX:614:THR:HG21	1.86	0.58
4:BX:636:ILE:HD11	4:BX:721:ILE:CD1	2.34	0.58
4:BX:657:PRO:O	4:BX:659:ILE:N	2.37	0.58
4:BY:656:LEU:HB2	4:BY:657:PRO:HD3	1.86	0.58
4:BZ:627:GLN:O	4:BZ:627:GLN:CD	2.41	0.58
4:BZ:710:ASP:CG	4:BZ:711:LEU:H	2.07	0.58
3:BI:76:PHE:HE2	3:BI:111:TRP:NE1	2.01	0.58
3:BF:76:PHE:HE2	3:BF:111:TRP:NE1	2.01	0.58
1:AB:480:PHE:CE2	1:AB:493:LEU:O	2.57	0.58
3:BI:274:ASP:OD1	3:BI:276:THR:OG1	2.20	0.58
3:BJ:261:ILE:HG23	3:BJ:285:MET:HG3	1.86	0.58
3:BN:261:ILE:HG23	3:BN:285:MET:HG3	1.86	0.58
3:BG:125:ALA:HB1	3:BG:223:LYS:CB	2.33	0.58
1:AA:404:LEU:O	1:AA:407:GLY:N	2.37	0.58
4:BY:350:TYR:CE1	4:BY:427:ARG:NE	2.72	0.58
1:AB:218:GLU:O	1:AB:221:VAL:HG23	2.02	0.58
4:BY:272:THR:O	4:BY:303:TYR:CE1	2.56	0.58
1:AB:340:VAL:O	1:AB:587:LEU:HD11	2.04	0.58
2:AO:12:LYS:C	2:AO:14:ALA:H	2.07	0.58
1:AB:211:ILE:O	1:AB:212:PHE:C	2.40	0.58
3:BN:173:TYR:HA	4:BX:489:THR:CB	2.34	0.58
3:BP:310:MET:CG	3:BP:311:SER:N	2.58	0.58
3:BP:313:ARG:HG3	3:BP:316:SER:H	1.69	0.58
3:BN:316:SER:HB3	3:BP:323:TYR:HD2	1.68	0.58
3:BG:261:ILE:HG23	3:BG:285:MET:HG3	1.86	0.58
3:BG:132:GLN:CG	3:BG:319:SER:HB3	2.32	0.58
4:BX:640:VAL:O	4:BX:643:THR:HB	2.04	0.58
4:BX:679:ASP:C	4:BX:680:GLU:HG2	2.22	0.58
4:BX:9:LEU:HB3	4:BX:549:MET:CE	2.34	0.58

*Continued on next page...*



*Continued from previous page...*

Atom-1	Atom-2	Interatomic distance (Å)	Clash overlap (Å)
4:BY:724:PHE:O	4:BY:725:LYS:C	2.40	0.58
4:BZ:718:ILE:CD1	4:BZ:746:ARG:HA	2.30	0.58
3:BP:96:ASN:HB2	4:BX:39:PRO:CG	2.33	0.58
3:BI:300:VAL:HA	3:BI:303:VAL:HG22	1.86	0.58
3:BP:246:ILE:CG2	3:BP:246:ILE:O	2.51	0.58
3:BM:300:VAL:HA	3:BM:303:VAL:HG22	1.86	0.58
3:BM:261:ILE:HG23	3:BM:285:MET:HG3	1.86	0.58
3:BI:84:TYR:CD2	3:BI:127:PHE:CE1	2.92	0.58
3:BQ:59:ILE:HG22	3:BQ:60:THR:O	2.04	0.58
1:AB:527:ARG:O	1:AB:531:ARG:HG2	2.04	0.58
3:BI:181:ALA:O	3:BI:250:LYS:CA	2.23	0.58
3:BL:290:LYS:CB	3:BN:150:LEU:CD2	2.79	0.58
3:BQ:252:LEU:CG	3:BQ:253:GLY:N	2.37	0.58
3:BG:185:ILE:HG12	3:BG:226:ILE:HG12	1.84	0.58
3:BK:246:ILE:O	3:BK:246:ILE:CG2	2.51	0.58
1:AB:264:PRO:O	1:AB:265:LEU:HB2	2.03	0.58
1:AB:94:THR:HG23	1:AB:658:PRO:CG	2.34	0.58
3:BG:246:ILE:CG2	3:BG:246:ILE:O	2.51	0.58
2:AJ:85:ILE:O	2:AJ:89:VAL:HG23	2.03	0.58
2:AL:5:TYR:CE2	2:AL:131:ASN:HA	2.39	0.58
2:AF:8:SER:O	2:AF:11:LEU:N	2.37	0.58
4:BZ:412:SER:N	4:BZ:423:SER:O	2.37	0.58
2:AF:69:THR:OG1	2:AF:70:LEU:N	2.35	0.58
2:AE:142:GLN:HE21	2:AE:143:ASN:N	2.01	0.58
1:AB:141:GLU:O	1:AB:142:LEU:HB2	2.03	0.58
3:BA:115:SER:O	3:BA:117:TYR:CE2	2.56	0.57
3:BA:300:VAL:HA	3:BA:303:VAL:HG22	1.86	0.57
4:BX:480:TYR:CE2	4:BY:40:PHE:CE1	2.92	0.57
3:BP:300:VAL:HA	3:BP:303:VAL:HG22	1.86	0.57
3:BG:313:ARG:CG	3:BO:322:PHE:HD1	2.17	0.57
3:BO:252:LEU:O	3:BO:253:GLY:C	2.40	0.57
3:BG:52:ASN:HD22	3:BO:55:ILE:HB	1.69	0.57
3:BL:300:VAL:HA	3:BL:303:VAL:HG22	1.86	0.57
4:BY:620:ARG:NH1	4:BY:686:THR:HG21	2.18	0.57
4:BY:525:LEU:HD21	4:BY:642:LYS:HB2	1.86	0.57
3:BF:300:VAL:HA	3:BF:303:VAL:HG22	1.86	0.57
3:BK:125:ALA:C	3:BK:223:LYS:HZ2	2.07	0.57
3:BG:129:VAL:CG2	3:BG:187:MET:HG3	2.34	0.57
3:BO:268:VAL:HG13	3:BO:269:LEU:H	1.61	0.57
1:AA:496:ASN:ND2	1:AA:498:ARG:HB2	2.19	0.57
1:AA:510:LEU:HD11	1:AA:537:SER:HB3	1.84	0.57

*Continued on next page...*



*Continued from previous page...*

Atom-1	Atom-2	Interatomic distance (Å)	Clash overlap (Å)
1:AB:126:PHE:HD2	1:AB:126:PHE:H	1.50	0.57
1:AB:304:LEU:HA	2:AM:69:THR:HG23	1.86	0.57
2:AD:76:ASN:HB2	2:AL:76:ASN:CB	2.34	0.57
3:BI:246:ILE:CG2	3:BI:246:ILE:O	2.51	0.57
4:BY:10:LEU:HD21	4:BY:552:PHE:CD2	2.36	0.57
2:AN:12:LYS:C	2:AN:14:ALA:H	2.07	0.57
2:AM:130:ASP:OD2	2:AN:17:LYS:HE3	2.04	0.57
4:BZ:509:SER:O	4:BZ:511:GLU:N	2.37	0.57
2:AM:153:HIS:NE2	2:AN:153:HIS:NE2	2.51	0.57
3:BP:162:GLU:N	3:BP:253:GLY:O	2.33	0.57
3:BO:174:TYR:HD1	3:BO:198:LEU:HD12	1.63	0.57
2:AL:359:PRO:N	4:BX:701:ILE:HD11	2.20	0.57
3:BL:109:LYS:HE3	4:BX:496:ARG:HH21	1.69	0.57
4:BY:517:LEU:CD1	4:BY:639:ALA:HB1	2.34	0.57
4:BZ:613:SER:O	4:BZ:616:SER:N	2.31	0.57
4:BZ:632:ASN:O	4:BZ:635:ASP:N	2.36	0.57
3:BF:261:ILE:HG23	3:BF:285:MET:HG3	1.86	0.57
3:BG:275:PRO:CD	3:BG:276:THR:N	2.66	0.57
3:BH:261:ILE:HG23	3:BH:285:MET:HG3	1.86	0.57
3:BK:300:VAL:HA	3:BK:303:VAL:HG22	1.86	0.57
3:BM:310:MET:CG	3:BM:311:SER:N	2.58	0.57
3:BM:125:ALA:HB1	3:BM:223:LYS:CB	2.32	0.57
1:AA:491:GLN:HB3	1:AA:564:ASN:HB3	1.86	0.57
3:BA:246:ILE:CG2	3:BA:246:ILE:O	2.51	0.57
2:AK:85:ILE:O	2:AK:89:VAL:HG23	2.04	0.57
2:AG:153:HIS:NE2	2:AH:153:HIS:NE2	2.51	0.57
4:BY:284:SER:HB2	4:BY:290:LYS:HB2	1.85	0.57
2:AJ:153:HIS:NE2	2:AK:153:HIS:NE2	2.51	0.57
3:BP:261:ILE:HG23	3:BP:285:MET:HG3	1.86	0.57
2:AI:356:PRO:HB3	4:BX:735:GLY:HA3	1.85	0.57
4:BY:263:LYS:CB	4:BY:477:ASN:ND2	2.64	0.57
3:BH:310:MET:CG	3:BH:311:SER:N	2.58	0.57
3:BJ:185:ILE:HG12	3:BJ:226:ILE:HG12	1.84	0.57
3:BJ:321:ALA:HA	3:BJ:325:ARG:HB2	1.85	0.57
3:BI:132:GLN:CA	3:BI:319:SER:CB	2.82	0.57
3:BJ:125:ALA:HB1	3:BJ:223:LYS:CB	2.32	0.57
1:AA:188:VAL:O	1:AA:198:LYS:HA	2.04	0.57
3:BA:125:ALA:C	3:BA:223:LYS:HZ2	2.06	0.57
1:AA:520:THR:HG21	1:AA:526:LYS:HB3	1.85	0.57
1:AA:530:GLN:HA	1:AA:533:ILE:HD12	1.85	0.57
1:AA:513:LEU:CA	1:AA:516:GLN:HE22	1.98	0.57

*Continued on next page...*



*Continued from previous page...*

Atom-1	Atom-2	Interatomic distance (Å)	Clash overlap (Å)
1:AA:871:PHE:HD1	1:AA:871:PHE:O	1.86	0.57
1:AB:816:ASP:O	1:AB:817:TRP:HB2	2.02	0.57
2:AM:219:THR:CG2	2:AM:220:THR:N	2.68	0.57
2:AF:219:THR:CG2	2:AF:220:THR:N	2.68	0.57
1:AB:244:ILE:HD12	1:AB:838:SER:O	2.04	0.57
2:AI:310:ASN:CB	3:BL:180:GLU:CD	2.73	0.57
4:BZ:416:THR:CG2	4:BZ:417:ASP:H	2.17	0.57
2:AN:310:ASN:OD1	3:BP:305:GLN:NE2	2.37	0.57
2:AF:7:LEU:O	2:AF:11:LEU:HG	2.04	0.57
4:BX:738:ARG:HG2	4:BX:738:ARG:NH1	2.18	0.57
3:BP:256:GLU:HB3	3:BP:311:SER:O	2.05	0.57
3:BG:73:GLU:HB2	4:BY:504:GLU:HG2	1.86	0.57
3:BL:84:TYR:HB2	3:BL:140:VAL:HG23	1.87	0.57
2:AL:359:PRO:CA	4:BX:701:ILE:HD11	2.34	0.57
3:BJ:174:TYR:CD1	3:BJ:198:LEU:HD11	2.34	0.57
3:BG:129:VAL:HG22	3:BG:187:MET:CB	2.33	0.57
2:AJ:255:ARG:NE	3:BN:65:THR:OG1	2.37	0.57
2:AO:73:LEU:HD22	2:AO:77:TYR:CD2	2.38	0.57
3:BM:150:LEU:HD21	3:BN:290:LYS:CB	2.35	0.57
1:AB:810:TYR:O	1:AB:812:VAL:N	2.36	0.57
2:AH:219:THR:CG2	2:AH:220:THR:N	2.68	0.57
2:AL:219:THR:CG2	2:AL:220:THR:N	2.68	0.57
2:AO:219:THR:CG2	2:AO:220:THR:N	2.68	0.57
1:AB:635:GLN:HE22	1:AB:740:ARG:HH22	1.51	0.57
3:BL:144:TYR:CE2	3:BL:146:ALA:CB	2.79	0.57
2:AE:69:THR:O	2:AE:70:LEU:CB	2.51	0.57
3:BF:246:ILE:O	3:BF:246:ILE:CG2	2.51	0.57
2:AL:12:LYS:C	2:AL:14:ALA:H	2.07	0.57
2:AL:8:SER:O	2:AL:11:LEU:N	2.37	0.57
2:AC:5:TYR:CE2	2:AC:131:ASN:HA	2.39	0.57
2:AN:260:GLU:HG2	2:AN:274:GLN:HG3	1.86	0.57
4:BX:74:PHE:CD1	4:BX:287:LEU:HD11	2.40	0.57
2:AO:144:ARG:O	2:AO:145:ARG:HG2	2.04	0.57
2:AF:157:ILE:HG12	2:AF:214:LEU:HD13	1.84	0.57
4:BX:524:PRO:O	4:BX:526:ASP:N	2.38	0.57
4:BX:595:SER:OG	4:BX:618:ARG:NH1	2.38	0.57
4:BX:601:VAL:HG23	4:BX:601:VAL:O	2.05	0.57
4:BY:2:ALA:HA	4:BY:5:ILE:CG2	2.35	0.57
4:BZ:591:TRP:HA	4:BZ:618:ARG:CD	2.29	0.57
4:BZ:525:LEU:HD21	4:BZ:642:LYS:HB2	1.86	0.57
4:BZ:633:PHE:CB	4:BZ:671:ARG:HH11	2.16	0.57

*Continued on next page...*



*Continued from previous page...*

Atom-1	Atom-2	Interatomic distance (Å)	Clash overlap (Å)
4:BZ:679:ASP:C	4:BZ:680:GLU:HG2	2.24	0.57
3:BF:174:TYR:CE1	3:BF:198:LEU:CD1	2.81	0.57
3:BF:310:MET:CG	3:BF:311:SER:N	2.58	0.57
1:AB:506:LEU:HD21	1:AB:543:LEU:HB3	1.85	0.57
3:BM:185:ILE:HG12	3:BM:226:ILE:HG12	1.84	0.57
3:BJ:159:ILE:HG22	3:BJ:258:VAL:CG1	2.35	0.57
3:BK:275:PRO:CD	3:BK:276:THR:N	2.66	0.57
1:AA:421:ARG:CB	1:AB:523:VAL:HG21	2.35	0.57
3:BA:159:ILE:HG22	3:BA:258:VAL:CG1	2.35	0.57
1:AA:721:VAL:HG13	1:AA:800:TYR:O	2.04	0.57
3:BJ:52:ASN:ND2	3:BL:58:PRO:C	2.57	0.57
1:AB:645:PHE:HD2	1:AB:646:LEU:HD23	1.70	0.57
3:BK:56:ASN:C	3:BK:56:ASN:OD1	2.42	0.57
4:BX:515:SER:HB2	4:BX:516:GLN:NE2	2.20	0.57
2:AO:7:LEU:O	2:AO:11:LEU:HG	2.05	0.57
1:AB:606:VAL:O	1:AB:607:ASN:C	2.43	0.57
2:AH:88:PHE:O	2:AH:91:PHE:HB3	2.05	0.57
4:BZ:672:ALA:HB2	4:BZ:685:GLY:HA2	1.84	0.57
4:BX:16:VAL:HG23	4:BX:17:ASP:N	2.19	0.57
4:BX:495:GLU:O	4:BX:499:GLY:N	2.34	0.57
4:BX:501:LEU:CD1	4:BX:655:THR:HG21	2.35	0.57
4:BX:509:SER:O	4:BX:511:GLU:N	2.38	0.57
4:BX:626:THR:HG23	4:BY:524:PRO:HD3	1.87	0.57
4:BX:710:ASP:CG	4:BX:711:LEU:H	2.08	0.57
4:BY:540:ALA:C	4:BY:544:MET:CG	2.72	0.57
4:BY:710:ASP:CG	4:BY:711:LEU:H	2.07	0.57
4:BZ:660:VAL:O	4:BZ:663:ALA:HB3	2.04	0.57
2:AD:171:PRO:HB3	3:BH:312:LYS:HZ2	1.68	0.57
1:AB:428:GLN:CG	1:AB:456:PHE:HD1	2.10	0.57
3:BM:84:TYR:HB2	3:BM:140:VAL:HG23	1.87	0.57
3:BQ:133:LEU:HD12	3:BQ:255:ARG:HH21	1.69	0.57
3:BF:290:LYS:CB	3:BH:150:LEU:CD2	2.79	0.57
2:AF:163:SER:OG	3:BI:62:SER:HA	2.04	0.57
1:AA:526:LYS:O	1:AA:529:ILE:HG22	2.04	0.57
1:AA:496:ASN:O	1:AA:497:ILE:C	2.42	0.57
1:AB:159:ASP:OD2	1:AB:761:GLY:HA2	2.04	0.57
1:AB:577:GLN:C	1:AB:579:THR:N	2.57	0.57
4:BY:481:GLN:CG	4:BY:481:GLN:O	2.51	0.57
4:BY:30:THR:HG22	4:BY:31:GLN:O	2.03	0.57
2:AN:88:PHE:O	2:AN:91:PHE:HB3	2.05	0.57
2:AH:260:GLU:HG2	2:AH:274:GLN:HG3	1.86	0.57

*Continued on next page...*



*Continued from previous page...*

Atom-1	Atom-2	Interatomic distance (Å)	Clash overlap (Å)
4:BZ:738:ARG:HG2	4:BZ:738:ARG:NH1	2.18	0.57
3:BQ:208:LEU:C	3:BQ:210:THR:H	2.08	0.57
3:BG:159:ILE:HG22	3:BG:258:VAL:CG1	2.35	0.57
3:BO:162:GLU:CD	3:BO:315:ARG:HG3	2.24	0.57
4:BX:643:THR:HG22	4:BX:644:LYS:N	2.19	0.57
4:BY:18:LEU:HD22	4:BZ:19:SER:HB2	1.86	0.57
4:BY:617:ARG:CG	4:BY:620:ARG:HH21	2.10	0.57
4:BY:745:LEU:C	4:BY:747:SER:H	2.08	0.57
3:BF:255:ARG:CD	3:BF:257:ASN:ND2	2.67	0.57
3:BQ:300:VAL:HA	3:BQ:303:VAL:HG22	1.86	0.57
1:AA:619:ASN:OD1	1:AA:675:GLU:HG2	2.04	0.57
3:BH:159:ILE:HG22	3:BH:258:VAL:CG1	2.35	0.57
2:AD:171:PRO:HB3	3:BH:312:LYS:CD	2.35	0.57
3:BK:256:GLU:CB	3:BK:313:ARG:O	2.52	0.57
1:AB:491:GLN:O	1:AB:565:MET:CG	2.51	0.57
1:AB:389:GLN:NE2	1:AB:493:LEU:HD11	2.12	0.57
3:BF:150:LEU:HD21	3:BG:290:LYS:HE2	1.85	0.57
3:BA:84:TYR:HB2	3:BA:140:VAL:HG23	1.87	0.57
1:AB:653:ASP:O	1:AB:654:ILE:C	2.43	0.57
3:BO:142:MET:CE	3:BO:152:MET:CE	2.82	0.57
3:BI:123:ASP:CG	3:BI:126:SER:H	2.08	0.57
2:AH:76:ASN:HB3	2:AJ:76:ASN:HB2	1.83	0.57
1:AB:118:LYS:CG	1:AB:119:GLN:N	2.68	0.57
4:BZ:515:SER:HB2	4:BZ:516:GLN:NE2	2.19	0.57
2:AD:310:ASN:HB3	3:BH:180:GLU:CD	2.25	0.57
2:AG:12:LYS:C	2:AG:14:ALA:H	2.07	0.57
2:AK:8:SER:O	2:AK:11:LEU:N	2.37	0.57
2:AN:8:SER:O	2:AN:11:LEU:N	2.37	0.57
4:BX:36:ASN:HB2	4:BY:480:TYR:O	2.05	0.57
3:BG:313:ARG:CD	3:BO:322:PHE:CD1	2.84	0.57
3:BQ:174:TYR:HD1	3:BQ:198:LEU:HD12	1.64	0.57
4:BX:549:MET:O	4:BX:551:LYS:N	2.35	0.57
3:BP:69:ASN:ND2	4:BX:598:ILE:CD1	2.68	0.57
3:BP:69:ASN:ND2	4:BX:598:ILE:HD11	2.19	0.57
4:BX:613:SER:O	4:BX:616:SER:N	2.33	0.57
4:BY:540:ALA:O	4:BY:544:MET:CG	2.53	0.57
4:BY:557:LEU:CD1	4:BY:664:SER:HB3	2.34	0.57
4:BZ:631:MET:HE2	4:BZ:752:LEU:HD23	1.87	0.57
4:BZ:750:ARG:O	4:BZ:753:ARG:N	2.38	0.57
3:BH:300:VAL:HA	3:BH:303:VAL:HG22	1.86	0.57
3:BJ:150:LEU:HD23	3:BK:290:LYS:HG2	1.86	0.57

*Continued on next page...*



*Continued from previous page...*

Atom-1	Atom-2	Interatomic distance (Å)	Clash overlap (Å)
3:BG:143:LYS:O	3:BG:144:TYR:C	2.43	0.57
3:BG:144:TYR:O	3:BG:144:TYR:CD2	2.58	0.57
1:AA:244:ILE:O	1:AA:245:LEU:HD23	2.04	0.57
3:BF:289:TRP:C	3:BH:150:LEU:HD22	2.21	0.57
1:AA:159:ASP:HB2	1:AA:736:GLU:HB2	1.86	0.57
2:AG:255:ARG:NE	3:BK:65:THR:HG1	2.03	0.57
3:BF:262:GLN:HB2	3:BF:267:ASP:OD2	2.05	0.57
2:AD:219:THR:CG2	2:AD:220:THR:N	2.68	0.57
2:AN:219:THR:CG2	2:AN:220:THR:N	2.68	0.57
3:BI:167:PRO:O	3:BI:168:MET:HE3	2.03	0.57
4:BY:29:LYS:O	4:BZ:321:ASN:OD1	2.22	0.57
1:AA:270:ILE:HG23	1:AA:854:LEU:HD22	1.86	0.57
2:AN:85:ILE:O	2:AN:89:VAL:HG23	2.04	0.57
2:AG:8:SER:O	2:AG:11:LEU:N	2.38	0.57
2:AE:8:SER:O	2:AE:11:LEU:N	2.37	0.57
2:AK:7:LEU:O	2:AK:11:LEU:HG	2.05	0.57
2:AG:260:GLU:HG2	2:AG:274:GLN:HG3	1.86	0.57
2:AL:260:GLU:HG2	2:AL:274:GLN:HG3	1.86	0.57
2:AC:260:GLU:HG2	2:AC:274:GLN:HG3	1.86	0.57
2:AI:260:GLU:HG2	2:AI:274:GLN:HG3	1.86	0.57
2:AD:260:GLU:HG2	2:AD:274:GLN:HG3	1.86	0.57
2:AE:239:ASN:ND2	3:BF:65:THR:HG22	2.20	0.57
3:BN:208:LEU:C	3:BN:210:THR:H	2.08	0.57
4:BX:633:PHE:CB	4:BX:671:ARG:NH1	2.67	0.57
4:BZ:541:ALA:O	4:BZ:545:ALA:N	2.38	0.57
3:BJ:76:PHE:CE2	3:BJ:304:ASN:OD1	2.58	0.57
3:BM:76:PHE:CE2	3:BM:304:ASN:OD1	2.58	0.57
1:AB:433:ASN:C	1:AB:435:ILE:H	2.07	0.57
4:BZ:538:ILE:CG2	4:BZ:539:ASP:N	2.41	0.57
3:BI:159:ILE:HG22	3:BI:258:VAL:CG1	2.35	0.57
3:BF:269:LEU:HA	3:BG:286:ARG:HH22	1.66	0.57
3:BJ:126:SER:O	3:BJ:129:VAL:HB	2.04	0.57
1:AA:186:MET:SD	1:AA:200:VAL:HG13	2.44	0.57
1:AB:518:PHE:HB2	1:AB:519:PRO:CD	2.34	0.57
1:AA:131:LEU:HD12	1:AA:132:PRO:CD	2.34	0.57
3:BA:267:ASP:C	3:BA:268:VAL:HG23	2.26	0.57
1:AA:346:ILE:HD11	1:AA:369:GLY:HA2	1.85	0.57
3:BP:93:ILE:HG23	3:BP:293:TRP:NE1	2.20	0.57
2:AO:12:LYS:HG2	2:AO:16:ASP:OD2	2.05	0.57
2:AJ:8:SER:O	2:AJ:11:LEU:N	2.38	0.57
2:AD:8:SER:O	2:AD:11:LEU:N	2.38	0.57

*Continued on next page...*



*Continued from previous page...*

Atom-1	Atom-2	Interatomic distance (Å)	Clash overlap (Å)
2:AO:109:ILE:O	2:AO:109:ILE:HD12	2.05	0.57
3:BQ:88:GLU:OE1	3:BQ:143:LYS:CE	2.53	0.57
4:BY:589:SER:O	4:BY:591:TRP:N	2.38	0.57
4:BZ:632:ASN:O	4:BZ:633:PHE:C	2.44	0.57
2:AD:171:PRO:HG3	3:BH:312:LYS:HZ3	1.70	0.57
3:BK:123:ASP:CG	3:BK:126:SER:H	2.08	0.57
1:AB:433:ASN:ND2	1:AB:446:HIS:CD2	2.72	0.57
3:BP:125:ALA:HB1	3:BP:223:LYS:CB	2.34	0.57
3:BL:123:ASP:CG	3:BL:126:SER:H	2.08	0.57
3:BJ:123:ASP:CG	3:BJ:126:SER:H	2.08	0.57
1:AA:529:ILE:CG2	1:AA:530:GLN:N	2.68	0.57
1:AA:130:GLN:O	1:AA:131:LEU:CB	2.53	0.57
3:BL:268:VAL:HG11	3:BL:280:GLN:NE2	2.19	0.57
1:AB:150:LEU:HD12	1:AB:696:SER:HA	1.87	0.57
4:BY:42:GLN:CG	4:BZ:329:ASN:HB3	2.32	0.57
1:AB:770:SER:O	1:AB:771:VAL:C	2.42	0.57
2:AJ:299:ASN:CG	3:BN:71:THR:HG1	2.07	0.57
3:BH:93:ILE:HG23	3:BH:293:TRP:NE1	2.20	0.57
3:BM:93:ILE:HG23	3:BM:293:TRP:NE1	2.20	0.57
3:BN:93:ILE:HG23	3:BN:293:TRP:NE1	2.20	0.57
4:BZ:416:THR:O	4:BZ:418:PHE:N	2.38	0.57
2:AH:85:ILE:O	2:AH:89:VAL:HG23	2.04	0.57
2:AE:85:ILE:O	2:AE:89:VAL:HG23	2.04	0.57
2:AJ:12:LYS:HG2	2:AJ:16:ASP:OD2	2.05	0.57
2:AH:8:SER:O	2:AH:11:LEU:N	2.37	0.57
2:AH:12:LYS:C	2:AH:14:ALA:H	2.07	0.57
3:BQ:76:PHE:HE2	3:BQ:304:ASN:OD1	1.87	0.57
2:AD:130:ASP:OD2	2:AE:17:LYS:HE3	2.05	0.57
3:BM:208:LEU:C	3:BM:210:THR:H	2.08	0.57
3:BK:208:LEU:C	3:BK:210:THR:H	2.08	0.57
2:AH:142:GLN:HE21	2:AH:143:ASN:N	2.02	0.57
3:BO:55:ILE:CG2	3:BO:322:PHE:CB	2.82	0.56
4:BX:598:ILE:O	4:BX:598:ILE:HG23	2.04	0.56
4:BY:537:THR:CG2	4:BY:541:ALA:HB2	2.35	0.56
4:BZ:598:ILE:HG23	4:BZ:598:ILE:O	2.04	0.56
3:BH:76:PHE:CE2	3:BH:304:ASN:OD1	2.58	0.56
3:BH:84:TYR:HB2	3:BH:140:VAL:HG23	1.87	0.56
3:BK:159:ILE:HG22	3:BK:258:VAL:CG1	2.35	0.56
3:BK:307:ILE:HA	3:BK:310:MET:HE2	1.85	0.56
1:AA:622:VAL:HG21	1:AA:672:LEU:CB	2.35	0.56
1:AB:390:ARG:HG3	1:AB:391:THR:H	1.70	0.56

*Continued on next page...*



*Continued from previous page...*

Atom-1	Atom-2	Interatomic distance (Å)	Clash overlap (Å)
3:BQ:127:PHE:CZ	3:BQ:159:ILE:HD11	2.40	0.56
3:BQ:159:ILE:HG22	3:BQ:258:VAL:CG1	2.35	0.56
3:BP:275:PRO:CB	3:BQ:285:MET:SD	2.91	0.56
1:AB:460:GLU:O	1:AB:462:GLN:N	2.37	0.56
1:AB:122:LEU:HG	1:AB:201:ASP:HB3	1.86	0.56
1:AB:765:PHE:O	1:AB:766:ILE:CD1	2.52	0.56
3:BI:290:LYS:CB	3:BK:150:LEU:HD21	2.35	0.56
2:AI:219:THR:CG2	2:AI:220:THR:N	2.68	0.56
2:AC:219:THR:CG2	2:AC:220:THR:N	2.68	0.56
1:AB:164:GLU:O	1:AB:167:LEU:HB3	2.05	0.56
4:BY:25:ILE:O	4:BY:29:LYS:N	2.35	0.56
3:BF:208:LEU:C	3:BF:210:THR:H	2.08	0.56
3:BG:56:ASN:O	3:BG:57:LEU:CB	2.53	0.56
2:AM:12:LYS:C	2:AM:14:ALA:H	2.07	0.56
2:AD:12:LYS:HG2	2:AD:16:ASP:OD2	2.05	0.56
2:AH:310:ASN:CB	3:BK:180:GLU:OE1	2.52	0.56
4:BY:603:SER:O	4:BY:604:SER:CB	2.52	0.56
3:BI:208:LEU:C	3:BI:210:THR:H	2.08	0.56
3:BA:76:PHE:CE2	3:BA:304:ASN:OD1	2.58	0.56
3:BN:162:GLU:O	3:BN:163:TRP:CG	2.58	0.56
4:BX:618:ARG:O	4:BX:619:LEU:C	2.44	0.56
4:BX:630:GLY:O	4:BX:632:ASN:ND2	2.39	0.56
4:BY:679:ASP:C	4:BY:680:GLU:HG2	2.26	0.56
3:BF:123:ASP:CG	3:BF:126:SER:H	2.08	0.56
1:AB:442:MET:HE3	1:AB:463:ILE:HG12	1.87	0.56
3:BM:159:ILE:HG22	3:BM:258:VAL:CG1	2.35	0.56
4:BZ:409:VAL:HG11	4:BZ:426:PHE:HE2	1.67	0.56
3:BQ:84:TYR:HB2	3:BQ:140:VAL:HG23	1.87	0.56
2:AG:164:PHE:C	3:BJ:61:GLY:HA3	2.18	0.56
3:BA:127:PHE:CZ	3:BA:159:ILE:HD11	2.41	0.56
3:BA:255:ARG:CD	3:BA:257:ASN:ND2	2.66	0.56
1:AA:527:ARG:NH1	1:AA:531:ARG:HH21	2.03	0.56
2:AC:163:SER:HG	3:BG:62:SER:CA	2.03	0.56
3:BA:252:LEU:O	3:BA:253:GLY:C	2.43	0.56
2:AJ:255:ARG:HD3	3:BN:65:THR:OG1	2.04	0.56
1:AA:401:TYR:HA	1:AA:404:LEU:HD12	1.86	0.56
3:BI:150:LEU:HD21	3:BJ:290:LYS:CB	2.35	0.56
2:AK:219:THR:CG2	2:AK:220:THR:N	2.68	0.56
1:AB:413:VAL:CG1	1:AB:414:VAL:N	2.61	0.56
2:AK:30:LEU:O	2:AK:31:ILE:C	2.43	0.56
2:AN:164:PHE:N	3:BO:61:GLY:O	2.36	0.56

*Continued on next page...*



*Continued from previous page...*

Atom-1	Atom-2	Interatomic distance (Å)	Clash overlap (Å)
4:BY:30:THR:CG2	4:BY:31:GLN:N	2.68	0.56
1:AA:783:PHE:O	1:AA:784:ALA:C	2.42	0.56
1:AA:810:TYR:CD1	1:AA:811:LEU:N	2.73	0.56
2:AC:124:PHE:O	2:AC:127:ILE:HG13	2.06	0.56
4:BY:738:ARG:NH1	4:BY:738:ARG:HG2	2.19	0.56
3:BH:78:THR:O	3:BH:78:THR:HG22	2.04	0.56
4:BX:284:SER:HB2	4:BX:290:LYS:HB2	1.85	0.56
3:BO:208:LEU:C	3:BO:210:THR:H	2.08	0.56
3:BI:70:SER:O	3:BI:71:THR:HB	2.06	0.56
3:BO:127:PHE:CZ	3:BO:159:ILE:HD11	2.40	0.56
3:BP:53:TYR:HD1	3:BP:322:PHE:HZ	1.52	0.56
2:AC:239:ASN:CB	3:BG:67:TYR:OH	2.40	0.56
3:BF:252:LEU:CG	3:BF:253:GLY:H	2.12	0.56
3:BQ:197:PRO:O	3:BQ:205:ILE:HG22	2.06	0.56
4:BX:540:ALA:O	4:BX:544:MET:N	2.39	0.56
4:BX:595:SER:HG	4:BX:618:ARG:HD2	1.69	0.56
4:BZ:2:ALA:HA	4:BZ:5:ILE:CG2	2.35	0.56
3:BL:109:LYS:HE3	4:BX:496:ARG:NH2	2.19	0.56
4:BX:660:VAL:O	4:BX:663:ALA:HB3	2.04	0.56
4:BX:716:PRO:HD3	4:BY:750:ARG:HH21	1.65	0.56
4:BY:631:MET:HE2	4:BY:752:LEU:HD23	1.87	0.56
4:BZ:517:LEU:CD1	4:BZ:639:ALA:HB1	2.35	0.56
4:BZ:657:PRO:O	4:BZ:659:ILE:N	2.38	0.56
4:BZ:674:ARG:CG	4:BZ:720:ALA:HB2	2.36	0.56
3:BF:76:PHE:CE2	3:BF:304:ASN:OD1	2.58	0.56
3:BG:275:PRO:CB	3:BH:285:MET:SD	2.91	0.56
3:BJ:275:PRO:CD	3:BJ:276:THR:N	2.66	0.56
3:BL:261:ILE:HG23	3:BL:285:MET:HG3	1.86	0.56
3:BJ:313:ARG:O	3:BJ:316:SER:N	2.34	0.56
3:BJ:323:TYR:C	3:BJ:324:TYR:CG	2.78	0.56
4:BY:355:TYR:HD2	4:BY:424:LEU:HB2	1.68	0.56
3:BG:129:VAL:C	3:BG:131:PRO:HD3	2.18	0.56
1:AA:122:LEU:HG	1:AA:201:ASP:HB2	1.86	0.56
3:BA:123:ASP:CG	3:BA:126:SER:H	2.08	0.56
2:AJ:24:TYR:CB	2:AJ:70:LEU:O	2.51	0.56
1:AB:630:ARG:CD	2:AL:71:LEU:HD13	2.35	0.56
4:BZ:603:SER:O	4:BZ:604:SER:CB	2.53	0.56
1:AB:320:THR:HG21	1:AB:652:PHE:HB3	1.88	0.56
1:AB:193:SER:CB	1:AB:226:ALA:HA	2.34	0.56
3:BP:150:LEU:HD21	3:BQ:290:LYS:CB	2.35	0.56
1:AB:712:LEU:CB	1:AB:819:PRO:HB2	2.36	0.56

*Continued on next page...*



*Continued from previous page...*

Atom-1	Atom-2	Interatomic distance (Å)	Clash overlap (Å)
1:AB:160:TYR:OH	1:AB:633:LEU:HG	2.04	0.56
4:BX:33:VAL:CB	4:BY:36:ASN:HB3	2.35	0.56
4:BX:33:VAL:HB	4:BY:36:ASN:ND2	2.18	0.56
1:AB:811:LEU:HD23	1:AB:811:LEU:H	1.68	0.56
1:AA:173:VAL:O	1:AA:177:MET:HB2	2.04	0.56
1:AA:265:LEU:CD2	1:AA:292:LEU:HD12	2.34	0.56
2:AD:22:THR:O	2:AD:72:ASN:HA	2.04	0.56
3:BL:93:ILE:HG23	3:BL:293:TRP:NE1	2.20	0.56
3:BI:93:ILE:HG23	3:BI:293:TRP:NE1	2.20	0.56
3:BK:93:ILE:HG23	3:BK:293:TRP:NE1	2.20	0.56
2:AD:150:PHE:HB2	2:AD:152:PHE:HE1	1.68	0.56
2:AO:88:PHE:O	2:AO:91:PHE:HB3	2.05	0.56
2:AF:88:PHE:O	2:AF:91:PHE:HB3	2.06	0.56
2:AE:88:PHE:O	2:AE:91:PHE:HB3	2.05	0.56
2:AG:12:LYS:HG2	2:AG:16:ASP:OD2	2.05	0.56
2:AD:128:ASN:O	2:AE:22:THR:HB	2.06	0.56
2:AI:12:LYS:C	2:AI:14:ALA:H	2.07	0.56
4:BX:531:PHE:N	4:BX:531:PHE:CD1	2.72	0.56
3:BJ:132:GLN:O	3:BJ:133:LEU:C	2.44	0.56
4:BX:426:PHE:O	4:BX:428:PHE:CD2	2.58	0.56
1:AA:289:ASP:O	1:AA:290:ARG:HD3	2.05	0.56
3:BH:208:LEU:C	3:BH:210:THR:H	2.08	0.56
3:BN:300:VAL:HA	3:BN:303:VAL:HG22	1.86	0.56
3:BL:76:PHE:CE2	3:BL:304:ASN:OD1	2.58	0.56
4:BX:584:VAL:H	4:BX:596:THR:HG21	1.70	0.56
4:BY:617:ARG:HA	4:BY:620:ARG:NE	2.01	0.56
4:BZ:531:PHE:N	4:BZ:531:PHE:CD1	2.73	0.56
4:BY:263:LYS:CG	4:BY:477:ASN:CB	2.83	0.56
4:BY:263:LYS:CG	4:BY:477:ASN:HB3	2.36	0.56
3:BJ:300:VAL:HA	3:BJ:303:VAL:HG22	1.86	0.56
2:AD:171:PRO:HB3	3:BH:312:LYS:NZ	2.20	0.56
3:BK:265:GLY:O	3:BK:266:SER:CB	2.52	0.56
1:AB:392:MET:HE1	1:AB:576:LEU:HD12	1.86	0.56
1:AB:510:LEU:HA	1:AB:513:LEU:HD12	1.87	0.56
1:AB:506:LEU:CD2	1:AB:544:VAL:HA	2.35	0.56
3:BP:275:PRO:CD	3:BP:276:THR:N	2.66	0.56
3:BG:123:ASP:CG	3:BG:126:SER:H	2.08	0.56
2:AH:23:LEU:HD22	2:AH:25:SER:OG	2.06	0.56
2:AH:38:ILE:HD13	2:AH:64:GLY:O	2.06	0.56
1:AA:263:GLU:HB3	1:AA:264:PRO:HD2	1.88	0.56
2:AO:71:LEU:HG	2:AO:72:ASN:OD1	2.05	0.56

*Continued on next page...*



*Continued from previous page...*

Atom-1	Atom-2	Interatomic distance (Å)	Clash overlap (Å)
2:AL:124:PHE:O	2:AL:127:ILE:HG13	2.05	0.56
2:AE:219:THR:CG2	2:AE:220:THR:N	2.68	0.56
1:AA:223:ARG:O	1:AA:226:ALA:HB3	2.05	0.56
2:AE:23:LEU:HD22	2:AE:25:SER:OG	2.06	0.56
2:AM:8:SER:O	2:AM:11:LEU:N	2.38	0.56
2:AF:12:LYS:HG2	2:AF:16:ASP:OD2	2.06	0.56
3:BJ:208:LEU:C	3:BJ:210:THR:H	2.08	0.56
2:AO:133:SER:O	2:AO:136:ILE:HG22	2.05	0.56
3:BP:208:LEU:C	3:BP:210:THR:H	2.08	0.56
3:BP:76:PHE:HE2	3:BP:109:LYS:O	1.85	0.56
3:BO:84:TYR:HB2	3:BO:140:VAL:HG23	1.87	0.56
4:BX:759:ASP:C	4:BX:761:PRO:HD3	2.26	0.56
4:BY:543:SER:O	4:BY:547:SER:N	2.37	0.56
4:BY:755:PHE:HD1	4:BY:755:PHE:H	1.52	0.56
4:BZ:581:ILE:HG22	4:BZ:582:ARG:N	2.18	0.56
4:BZ:699:ASP:OD1	4:BZ:700:GLU:N	2.38	0.56
3:BJ:197:PRO:O	3:BJ:205:ILE:HG22	2.06	0.56
3:BI:76:PHE:CE2	3:BI:304:ASN:OD1	2.58	0.56
3:BF:197:PRO:O	3:BF:205:ILE:HG22	2.06	0.56
3:BH:128:SER:CB	3:BH:155:LEU:CD1	2.63	0.56
3:BK:259:ALA:HB1	3:BK:285:MET:HE3	1.88	0.56
1:AA:705:ILE:HG12	1:AA:705:ILE:O	2.06	0.56
1:AB:518:PHE:HD2	2:AH:69:THR:HB	1.71	0.56
1:AB:252:PHE:O	1:AB:254:GLU:N	2.38	0.56
2:AN:202:PRO:CB	4:BX:577:ARG:HG2	2.32	0.56
2:AG:219:THR:CG2	2:AG:220:THR:N	2.68	0.56
1:AB:803:ASN:N	1:AB:807:ASN:HD21	2.02	0.56
2:AJ:299:ASN:OD1	3:BN:71:THR:CB	2.54	0.56
4:BX:24:GLU:C	4:BX:26:GLY:N	2.56	0.56
3:BG:93:ILE:HG23	3:BG:293:TRP:NE1	2.20	0.56
2:AL:88:PHE:O	2:AL:91:PHE:HB3	2.06	0.56
4:BY:7:ARG:HD2	4:BY:625:ALA:CA	2.36	0.56
2:AK:310:ASN:CB	3:BN:180:GLU:OE1	2.53	0.56
2:AG:128:ASN:O	2:AH:22:THR:HB	2.06	0.56
2:AL:7:LEU:O	2:AL:11:LEU:HG	2.04	0.56
2:AL:12:LYS:HG2	2:AL:16:ASP:OD2	2.06	0.56
2:AL:133:SER:O	2:AL:136:ILE:HG22	2.05	0.56
2:AE:12:LYS:C	2:AE:14:ALA:H	2.07	0.56
2:AF:133:SER:O	2:AF:136:ILE:HG22	2.05	0.56
1:AA:356:GLU:HG2	1:AA:357:ALA:H	1.71	0.56
4:BX:485:THR:O	4:BX:487:SER:N	2.38	0.56

*Continued on next page...*



*Continued from previous page...*

Atom-1	Atom-2	Interatomic distance (Å)	Clash overlap (Å)
2:AM:71:LEU:O	2:AM:72:ASN:CG	2.44	0.56
3:BA:310:MET:CG	3:BA:311:SER:N	2.58	0.56
3:BN:109:LYS:HG3	3:BN:300:VAL:O	2.06	0.56
3:BG:127:PHE:CZ	3:BG:159:ILE:HD11	2.41	0.56
4:BX:582:ARG:CZ	4:BX:596:THR:CG2	2.83	0.56
4:BX:573:SER:CB	4:BY:643:THR:HG23	2.35	0.56
4:BZ:619:LEU:CD1	4:BZ:712:VAL:HG11	2.35	0.56
4:BZ:721:ILE:HG22	4:BZ:722:ILE:N	2.21	0.56
3:BP:197:PRO:O	3:BP:205:ILE:HG22	2.06	0.56
1:AA:675:GLU:O	1:AA:676:ILE:C	2.44	0.56
3:BH:127:PHE:CZ	3:BH:159:ILE:HD11	2.41	0.56
3:BK:257:ASN:OD1	3:BK:313:ARG:CG	2.47	0.56
3:BM:108:THR:CG2	3:BM:109:LYS:N	2.69	0.56
1:AA:415:PRO:HD2	1:AA:480:PHE:CE1	2.40	0.56
1:AA:650:GLN:O	1:AA:651:ILE:CB	2.54	0.56
3:BL:275:PRO:CB	3:BM:285:MET:SD	2.91	0.56
3:BA:130:ASP:N	3:BA:131:PRO:CD	2.69	0.56
3:BN:60:THR:HG22	3:BN:61:GLY:O	2.06	0.56
3:BL:290:LYS:HA	3:BN:150:LEU:CD2	2.36	0.56
2:AH:74:ASP:OD2	2:AJ:76:ASN:HB2	2.05	0.56
1:AB:812:VAL:HG23	1:AB:817:TRP:CE3	2.41	0.56
1:AB:812:VAL:HG23	1:AB:817:TRP:CZ3	2.40	0.56
4:BY:463:GLU:O	4:BY:464:VAL:CG2	2.50	0.56
1:AB:156:PRO:HB2	1:AB:161:ASP:CB	2.33	0.56
4:BZ:352:TYR:CD2	4:BZ:427:ARG:HB2	2.41	0.56
2:AJ:241:ALA:HB1	3:BM:59:ILE:HG21	1.88	0.56
3:BN:170:ILE:HG12	3:BN:175:TYR:OH	2.06	0.56
2:AI:88:PHE:O	2:AI:91:PHE:HB3	2.06	0.56
2:AO:147:ARG:O	2:AO:148:THR:HB	2.05	0.56
4:BZ:726:THR:HG21	4:BZ:766:ARG:HD3	1.87	0.56
2:AF:153:HIS:NE2	2:AH:153:HIS:NE2	2.54	0.56
1:AA:355:LEU:O	1:AA:356:GLU:HB2	2.04	0.56
2:AC:133:SER:O	2:AC:136:ILE:HG22	2.05	0.56
4:BX:34:THR:O	4:BY:484:ILE:CB	2.52	0.56
3:BN:137:TYR:CE2	3:BN:312:LYS:HB3	2.39	0.56
3:BP:159:ILE:HG22	3:BP:258:VAL:CG1	2.35	0.56
3:BO:237:LEU:HD21	3:BO:246:ILE:CD1	2.36	0.56
4:BX:607:SER:OG	4:BX:608:ILE:N	2.38	0.56
4:BZ:557:LEU:HD11	4:BZ:664:SER:HB3	1.87	0.56
4:BX:259:THR:HG1	4:BY:263:LYS:HG3	1.70	0.56
3:BJ:108:THR:CG2	3:BJ:109:LYS:N	2.69	0.56

*Continued on next page...*



*Continued from previous page...*

Atom-1	Atom-2	Interatomic distance (Å)	Clash overlap (Å)
3:BF:108:THR:CG2	3:BF:109:LYS:N	2.69	0.56
1:AB:422:GLU:N	1:AB:422:GLU:OE1	2.39	0.56
1:AB:535:LEU:O	1:AB:539:ARG:CG	2.54	0.56
1:AA:473:HIS:HB3	2:AG:69:THR:O	2.05	0.56
4:BZ:537:THR:O	4:BZ:538:ILE:HD13	2.06	0.56
3:BQ:129:VAL:O	3:BQ:131:PRO:CD	2.49	0.56
3:BA:129:VAL:HG13	3:BA:187:MET:HG3	1.88	0.56
2:AF:163:SER:OG	3:BI:62:SER:CA	2.53	0.56
4:BZ:269:ARG:HG3	4:BZ:270:ASP:O	2.06	0.56
4:BZ:268:ASN:HD21	4:BZ:467:ARG:HE	1.53	0.56
3:BO:290:LYS:HA	3:BQ:150:LEU:CD2	2.36	0.56
1:AB:457:GLN:CG	1:AB:476:ASN:CG	2.74	0.56
1:AA:763:LEU:HD23	1:AA:764:PRO:HD3	1.87	0.56
1:AB:630:ARG:CG	2:AL:71:LEU:HD13	2.36	0.56
2:AF:106:ARG:HG2	2:AF:107:ASN:H	1.71	0.56
4:BY:572:ALA:CA	4:BZ:516:GLN:HB2	2.36	0.56
1:AA:631:LEU:HB3	1:AA:633:LEU:CD1	2.35	0.56
3:BO:93:ILE:HG23	3:BO:293:TRP:NE1	2.20	0.56
3:BI:237:LEU:HD21	3:BI:246:ILE:CD1	2.36	0.56
1:AB:783:PHE:O	1:AB:784:ALA:C	2.42	0.56
3:BF:237:LEU:HD21	3:BF:246:ILE:CD1	2.36	0.56
2:AM:12:LYS:HG2	2:AM:16:ASP:OD2	2.05	0.56
2:AO:69:THR:O	2:AO:70:LEU:O	2.22	0.56
2:AC:12:LYS:HG2	2:AC:16:ASP:OD2	2.06	0.56
2:AN:7:LEU:O	2:AN:11:LEU:HG	2.05	0.56
2:AG:130:ASP:OD2	2:AH:17:LYS:HE3	2.05	0.56
1:AB:563:MET:SD	1:AB:611:HIS:CD2	2.98	0.56
2:AO:260:GLU:HG2	2:AO:274:GLN:HG3	1.86	0.56
2:AI:153:HIS:NE2	2:AK:153:HIS:NE2	2.54	0.56
3:BN:172:LEU:O	4:BX:489:THR:CB	2.52	0.56
3:BN:165:CYS:O	3:BN:324:TYR:CA	2.52	0.56
3:BA:197:PRO:O	3:BA:205:ILE:HG22	2.06	0.56
3:BL:109:LYS:HG3	3:BL:300:VAL:O	2.06	0.56
4:BX:624:MET:C	4:BX:626:THR:H	2.09	0.56
4:BY:509:SER:O	4:BY:511:GLU:N	2.38	0.56
4:BY:623:GLU:O	4:BY:626:THR:HB	2.06	0.56
4:BY:640:VAL:CG1	4:BY:644:LYS:HZ2	2.19	0.56
4:BY:9:LEU:HB3	4:BY:549:MET:CE	2.36	0.56
4:BZ:745:LEU:C	4:BZ:747:SER:H	2.09	0.56
4:BX:262:TRP:CZ2	4:BX:367:TYR:CE2	2.94	0.56
3:BM:197:PRO:O	3:BM:205:ILE:HG22	2.06	0.56

*Continued on next page...*



*Continued from previous page...*

Atom-1	Atom-2	Interatomic distance (Å)	Clash overlap (Å)
3:BI:76:PHE:HZ	3:BI:304:ASN:OD1	1.89	0.56
3:BF:109:LYS:HG3	3:BF:300:VAL:O	2.06	0.56
3:BF:258:VAL:CG1	3:BF:259:ALA:H	2.16	0.56
3:BK:144:TYR:HD1	3:BK:265:GLY:HA3	1.71	0.56
3:BH:197:PRO:O	3:BH:205:ILE:HG22	2.06	0.56
3:BQ:259:ALA:HB1	3:BQ:285:MET:HE3	1.87	0.56
3:BJ:127:PHE:CZ	3:BJ:159:ILE:HD11	2.41	0.56
3:BQ:123:ASP:CG	3:BQ:126:SER:H	2.08	0.56
2:AH:30:LEU:O	2:AH:31:ILE:C	2.43	0.56
4:BX:333:LEU:CG	4:BX:334:PRO:HD2	2.35	0.56
3:BK:161:ASN:HD22	3:BK:254:PRO:HA	1.71	0.56
1:AA:178:PRO:CD	1:AA:256:PHE:CD2	2.85	0.56
1:AA:501:HIS:C	1:AA:503:VAL:N	2.59	0.56
1:AA:508:GLU:HG2	1:AA:512:GLN:NE2	2.19	0.56
1:AB:135:ARG:HD2	1:AB:138:GLY:HA3	1.86	0.56
1:AB:810:TYR:C	1:AB:812:VAL:HG12	2.26	0.56
1:AB:825:VAL:CG1	1:AB:826:TYR:H	2.19	0.56
1:AB:703:VAL:HG13	1:AB:825:VAL:HG22	1.87	0.56
2:AI:106:ARG:HG2	2:AI:107:ASN:H	1.71	0.56
1:AB:477:ASN:HD22	2:AI:39:ILE:HG21	1.71	0.56
1:AA:284:TYR:OH	1:AA:594:ILE:HG23	2.06	0.56
2:AJ:130:ASP:OD2	2:AK:17:LYS:HE3	2.04	0.56
3:BP:75:THR:HG23	3:BP:79:SER:OG	2.06	0.56
3:BN:123:ASP:CG	3:BN:126:SER:H	2.08	0.56
3:BN:127:PHE:CZ	3:BN:159:ILE:HD11	2.41	0.56
3:BN:84:TYR:HB2	3:BN:140:VAL:HG23	1.87	0.56
3:BP:84:TYR:HB2	3:BP:140:VAL:HG23	1.87	0.56
3:BP:257:ASN:HD21	3:BP:313:ARG:CZ	2.18	0.56
3:BG:76:PHE:HE2	3:BG:111:TRP:HE1	1.54	0.56
3:BG:84:TYR:HB2	3:BG:140:VAL:HG23	1.87	0.56
3:BO:159:ILE:HG22	3:BO:258:VAL:CG1	2.35	0.56
3:BA:174:TYR:CD1	3:BA:198:LEU:HD13	2.40	0.56
3:BL:108:THR:CG2	3:BL:109:LYS:N	2.69	0.56
4:BY:632:ASN:O	4:BY:635:ASP:N	2.36	0.56
4:BY:668:ILE:HG21	4:BY:671:ARG:HD3	1.87	0.56
4:BY:670:ASN:O	4:BY:671:ARG:HB3	2.06	0.56
4:BY:701:ILE:HD13	4:BY:702:PRO:N	2.21	0.56
4:BZ:631:MET:CE	4:BZ:749:PRO:HA	2.35	0.56
3:BI:108:THR:CG2	3:BI:109:LYS:N	2.69	0.56
3:BI:84:TYR:HB2	3:BI:140:VAL:HG23	1.87	0.56
2:AN:299:ASN:OD1	3:BP:71:THR:HG21	2.02	0.56

*Continued on next page...*



*Continued from previous page...*

Atom-1	Atom-2	Interatomic distance (Å)	Clash overlap (Å)
1:AB:457:GLN:OE1	1:AB:457:GLN:O	2.23	0.56
1:AA:777:LYS:HE2	1:AA:780:ALA:HB2	1.88	0.56
1:AA:721:VAL:HG11	1:AA:799:LEU:HD22	1.87	0.56
1:AB:518:PHE:CD2	2:AH:69:THR:HB	2.40	0.56
1:AA:503:VAL:CG2	1:AA:547:THR:HG21	2.35	0.56
3:BO:150:LEU:HD21	3:BP:290:LYS:CB	2.36	0.56
3:BQ:275:PRO:CD	3:BQ:276:THR:N	2.66	0.56
3:BN:237:LEU:HD21	3:BN:246:ILE:CD1	2.36	0.56
3:BF:93:ILE:HG23	3:BF:293:TRP:NE1	2.20	0.56
1:AB:275:PRO:HD2	1:AB:278:ILE:HD12	1.86	0.56
2:AK:88:PHE:O	2:AK:91:PHE:HB3	2.05	0.56
2:AE:12:LYS:HG2	2:AE:16:ASP:OD2	2.06	0.56
4:BX:738:ARG:HG2	4:BX:738:ARG:HH11	1.71	0.56
1:AB:153:ASP:O	1:AB:153:ASP:CG	2.44	0.56
3:BL:208:LEU:C	3:BL:210:THR:H	2.08	0.56
3:BO:55:ILE:HD12	3:BO:323:TYR:CD1	2.34	0.56
3:BN:200:THR:CG2	4:BX:493:ASP:OD1	2.53	0.56
4:BX:517:LEU:CD1	4:BX:639:ALA:HB1	2.36	0.56
4:BX:668:ILE:HG21	4:BX:671:ARG:HD3	1.87	0.56
4:BZ:541:ALA:HA	4:BZ:544:MET:HE2	1.87	0.56
4:BZ:630:GLY:O	4:BZ:632:ASN:ND2	2.39	0.56
3:BP:168:MET:CE	3:BP:175:TYR:OH	2.53	0.56
3:BH:123:ASP:CG	3:BH:126:SER:H	2.08	0.56
3:BH:257:ASN:O	3:BH:258:VAL:C	2.33	0.56
3:BJ:84:TYR:HB2	3:BJ:140:VAL:HG23	1.87	0.56
3:BQ:191:CYS:HG	3:BQ:244:CYS:CB	2.18	0.56
3:BO:191:CYS:HG	3:BO:244:CYS:CB	2.19	0.56
2:AF:255:ARG:HD3	3:BJ:65:THR:OG1	2.05	0.56
2:AI:239:ASN:HA	3:BL:67:TYR:HE2	1.71	0.56
3:BF:172:LEU:CD1	4:BZ:467:ARG:CB	2.45	0.56
1:AA:817:TRP:CG	1:AA:818:VAL:N	2.71	0.56
1:AB:742:GLY:O	1:AB:744:TYR:HE2	1.89	0.56
1:AA:486:ASP:HB2	1:AA:490:ASN:ND2	2.20	0.56
3:BO:123:ASP:CG	3:BO:126:SER:H	2.08	0.56
1:AA:134:TYR:CD1	1:AA:803:ASN:HB3	2.41	0.56
1:AB:369:GLY:HA2	1:AB:371:ASN:OD1	2.06	0.56
3:BI:168:MET:CE	3:BI:168:MET:HA	2.33	0.56
3:BJ:93:ILE:HG23	3:BJ:293:TRP:NE1	2.20	0.56
1:AA:593:VAL:O	1:AA:594:ILE:HG13	2.06	0.56
3:BF:78:THR:O	3:BF:78:THR:CG2	2.53	0.56
1:AA:517:GLN:O	1:AA:517:GLN:HG3	2.06	0.56

*Continued on next page...*



*Continued from previous page...*

Atom-1	Atom-2	Interatomic distance (Å)	Clash overlap (Å)
2:AD:133:SER:O	2:AD:136:ILE:HG22	2.06	0.56
3:BO:275:PRO:CD	3:BO:276:THR:N	2.66	0.55
2:AL:241:ALA:HB3	3:BP:59:ILE:HG21	1.87	0.55
3:BG:164:LEU:HD12	3:BG:322:PHE:CB	2.35	0.55
3:BO:255:ARG:CD	3:BO:257:ASN:ND2	2.70	0.55
4:BX:633:PHE:CB	4:BX:671:ARG:HH11	2.18	0.55
4:BX:557:LEU:HD11	4:BX:664:SER:HB3	1.88	0.55
4:BY:566:ASP:O	4:BY:568:LEU:N	2.39	0.55
4:BZ:706:GLN:O	4:BZ:708:PHE:N	2.39	0.55
3:BF:76:PHE:HZ	3:BF:304:ASN:OD1	1.89	0.55
3:BK:127:PHE:CZ	3:BK:159:ILE:HD11	2.41	0.55
3:BK:84:TYR:HB2	3:BK:140:VAL:HG23	1.87	0.55
1:AB:326:TYR:CD1	1:AB:384:ALA:HB1	2.40	0.55
1:AB:326:TYR:CE2	1:AB:574:GLU:OE2	2.59	0.55
4:BZ:411:LEU:HD22	4:BZ:424:LEU:HD23	1.88	0.55
4:BY:307:ARG:O	4:BY:310:GLU:HG2	2.06	0.55
3:BJ:129:VAL:CG2	3:BJ:223:LYS:NZ	2.69	0.55
4:BZ:266:GLN:CD	4:BZ:470:LEU:O	2.44	0.55
4:BX:332:SER:HG	4:BY:70:GLN:HG2	1.68	0.55
1:AA:414:VAL:HG12	1:AA:418:MET:HB2	1.87	0.55
1:AA:501:HIS:O	1:AA:503:VAL:N	2.34	0.55
3:BL:69:ASN:ND2	4:BX:507:ALA:CA	2.59	0.55
2:AJ:219:THR:CG2	2:AJ:220:THR:N	2.68	0.55
1:AA:428:GLN:CG	1:AA:429:LEU:N	2.69	0.55
3:BM:267:ASP:OD1	3:BM:267:ASP:O	2.24	0.55
3:BK:237:LEU:HD21	3:BK:246:ILE:CD1	2.36	0.55
2:AC:57:ARG:HH11	2:AC:94:ASN:ND2	1.96	0.55
3:BH:237:LEU:HD21	3:BH:246:ILE:CD1	2.36	0.55
2:AM:88:PHE:O	2:AM:91:PHE:HB3	2.06	0.55
2:AJ:128:ASN:O	2:AK:22:THR:HB	2.06	0.55
2:AH:7:LEU:O	2:AH:11:LEU:HG	2.05	0.55
2:AL:153:HIS:NE2	2:AN:153:HIS:NE2	2.54	0.55
3:BA:208:LEU:C	3:BA:210:THR:H	2.08	0.55
2:AK:244:ALA:HA	3:BN:68:ALA:HB3	1.89	0.55
1:AB:625:ILE:O	1:AB:628:ALA:HB3	2.07	0.55
2:AG:133:SER:O	2:AG:136:ILE:HG22	2.06	0.55
4:BX:37:LEU:HD11	4:BX:480:TYR:CD2	2.41	0.55
3:BG:316:SER:HB2	3:BO:324:TYR:HB3	0.63	0.55
4:BX:537:THR:HG21	4:BX:541:ALA:CB	2.28	0.55
4:BX:753:ARG:NH1	4:BX:753:ARG:HG3	2.21	0.55
4:BY:540:ALA:O	4:BY:544:MET:HB2	2.05	0.55

*Continued on next page...*



*Continued from previous page...*

Atom-1	Atom-2	Interatomic distance (Å)	Clash overlap (Å)
4:BY:598:ILE:HG22	4:BY:599:THR:N	2.20	0.55
4:BY:615:ILE:HG23	4:BY:619:LEU:HD12	1.88	0.55
4:BY:632:ASN:O	4:BY:633:PHE:C	2.43	0.55
4:BY:758:GLN:OE1	4:BY:758:GLN:HA	2.06	0.55
4:BZ:544:MET:HA	4:BZ:547:SER:HB2	1.87	0.55
4:BZ:667:PHE:O	4:BZ:668:ILE:HB	2.05	0.55
4:BZ:670:ASN:O	4:BZ:671:ARG:HB3	2.05	0.55
4:BZ:756:ILE:HD12	4:BZ:767:ILE:HD13	1.88	0.55
3:BP:168:MET:HE3	3:BP:175:TYR:OH	2.04	0.55
3:BF:84:TYR:HB2	3:BF:140:VAL:HG23	1.87	0.55
3:BI:275:PRO:CB	3:BJ:285:MET:SD	2.91	0.55
3:BF:290:LYS:HA	3:BH:150:LEU:CD2	2.36	0.55
1:AA:158:GLY:O	1:AA:162:VAL:HG23	2.07	0.55
1:AA:700:ALA:O	1:AA:701:GLN:HB2	2.06	0.55
1:AA:727:LEU:HD23	1:AA:826:TYR:CE1	2.41	0.55
2:AL:22:THR:OG1	2:AL:26:ASN:ND2	2.39	0.55
3:BQ:251:LYS:CG	3:BQ:252:LEU:N	2.31	0.55
3:BQ:272:THR:HG21	3:BQ:277:THR:CG2	2.37	0.55
1:AA:404:LEU:HD22	1:AA:435:ILE:CD1	2.33	0.55
3:BP:272:THR:HG21	3:BP:277:THR:CG2	2.37	0.55
1:AA:869:VAL:HG11	1:AA:873:ASN:HA	1.87	0.55
3:BM:168:MET:HE2	3:BM:175:TYR:CE1	2.41	0.55
3:BL:237:LEU:HD21	3:BL:246:ILE:CD1	2.36	0.55
3:BA:93:ILE:HG23	3:BA:293:TRP:NE1	2.20	0.55
2:AK:23:LEU:HD22	2:AK:25:SER:OG	2.06	0.55
2:AE:7:LEU:O	2:AE:11:LEU:HG	2.05	0.55
2:AH:12:LYS:HG2	2:AH:16:ASP:OD2	2.06	0.55
1:AB:240:ASN:HA	1:AB:842:LEU:O	2.07	0.55
4:BZ:738:ARG:HG2	4:BZ:738:ARG:HH11	1.71	0.55
2:AI:133:SER:O	2:AI:136:ILE:HG22	2.05	0.55
3:BN:321:ALA:O	3:BN:322:PHE:C	2.45	0.55
3:BG:52:ASN:HD21	3:BO:55:ILE:HA	1.70	0.55
3:BO:109:LYS:HG3	3:BO:300:VAL:O	2.06	0.55
4:BX:537:THR:CB	4:BX:541:ALA:H	2.20	0.55
4:BZ:710:ASP:C	4:BZ:712:VAL:H	2.10	0.55
3:BJ:197:PRO:HG2	3:BJ:205:ILE:HG22	1.89	0.55
3:BG:197:PRO:HG2	3:BG:205:ILE:HG22	1.88	0.55
3:BF:259:ALA:HB1	3:BF:285:MET:HE3	1.88	0.55
3:BI:104:GLN:HB2	3:BK:205:ILE:CD1	2.31	0.55
1:AB:387:LEU:CD2	1:AB:554:TYR:CD1	2.89	0.55
1:AB:389:GLN:HG3	1:AB:565:MET:HB2	1.88	0.55

*Continued on next page...*



*Continued from previous page...*

Atom-1	Atom-2	Interatomic distance (Å)	Clash overlap (Å)
3:BI:259:ALA:HB1	3:BI:285:MET:HE3	1.89	0.55
1:AA:704:ILE:O	1:AA:823:THR:HB	2.06	0.55
1:AA:436:ILE:HG13	1:AA:437:TYR:H	1.70	0.55
3:BI:263:VAL:HG11	3:BI:289:TRP:CE3	2.42	0.55
1:AA:803:ASN:C	1:AA:805:ASP:H	2.10	0.55
4:BX:251:ASN:OD1	4:BY:269:ARG:NH2	2.40	0.55
2:AK:24:TYR:O	2:AK:26:ASN:N	2.40	0.55
2:AC:88:PHE:O	2:AC:91:PHE:HB3	2.06	0.55
2:AM:54:LEU:HD12	2:AM:55:PRO:CD	2.36	0.55
1:AA:793:ASP:C	1:AA:795:LEU:H	2.07	0.55
2:AF:124:PHE:O	2:AF:127:ILE:HG13	2.06	0.55
4:BX:694:ARG:NH2	4:BX:701:ILE:HD12	2.22	0.55
4:BY:539:ASP:HA	4:BY:542:LYS:HG2	1.88	0.55
4:BY:698:PHE:O	4:BY:699:ASP:HB2	2.06	0.55
4:BZ:551:LYS:HG3	4:BZ:657:PRO:HB3	1.87	0.55
4:BZ:694:ARG:NH1	4:BZ:701:ILE:CG2	2.70	0.55
4:BZ:721:ILE:HG22	4:BZ:722:ILE:CG2	2.36	0.55
3:BL:174:TYR:CD1	3:BL:198:LEU:HD11	2.34	0.55
3:BP:170:ILE:HG12	3:BP:175:TYR:HH	1.70	0.55
3:BK:109:LYS:HG3	3:BK:300:VAL:O	2.06	0.55
3:BH:197:PRO:HG2	3:BH:205:ILE:HG22	1.89	0.55
3:BM:109:LYS:HG3	3:BM:300:VAL:O	2.06	0.55
1:AB:432:ILE:HD13	1:AB:436:ILE:CD1	2.36	0.55
3:BM:127:PHE:CZ	3:BM:159:ILE:HD11	2.41	0.55
3:BQ:186:SER:C	3:BQ:187:MET:HG3	2.25	0.55
3:BG:126:SER:CA	3:BG:223:LYS:HZ1	2.08	0.55
3:BM:123:ASP:CG	3:BM:126:SER:H	2.08	0.55
3:BI:251:LYS:NZ	3:BI:271:ILE:HG22	2.21	0.55
3:BO:142:MET:HE3	3:BO:262:GLN:OE1	2.07	0.55
3:BP:150:LEU:HD22	3:BQ:289:TRP:C	2.25	0.55
1:AB:717:MET:HE1	1:AB:830:PRO:CG	2.37	0.55
4:BX:33:VAL:CA	4:BY:36:ASN:CB	2.83	0.55
3:BH:272:THR:HG21	3:BH:277:THR:CG2	2.37	0.55
3:BF:272:THR:HG21	3:BF:277:THR:HG22	1.89	0.55
2:AM:150:PHE:HB2	2:AM:152:PHE:HE1	1.68	0.55
2:AE:30:LEU:O	2:AE:31:ILE:C	2.43	0.55
1:AB:214:ASP:O	1:AB:216:GLU:N	2.38	0.55
2:AK:12:LYS:HG2	2:AK:16:ASP:OD2	2.06	0.55
4:BZ:758:GLN:OE1	4:BZ:758:GLN:HA	2.06	0.55
2:AN:133:SER:O	2:AN:136:ILE:HG22	2.07	0.55
2:AE:129:PHE:CD1	2:AE:129:PHE:C	2.80	0.55

*Continued on next page...*



*Continued from previous page...*

Atom-1	Atom-2	Interatomic distance (Å)	Clash overlap (Å)
3:BA:109:LYS:HG3	3:BA:300:VAL:O	2.06	0.55
3:BN:108:THR:CG2	3:BN:109:LYS:N	2.69	0.55
3:BG:109:LYS:HG3	3:BG:300:VAL:O	2.06	0.55
3:BO:108:THR:CG2	3:BO:109:LYS:N	2.69	0.55
3:BO:55:ILE:HG23	3:BO:322:PHE:HB3	1.87	0.55
3:BO:197:PRO:O	3:BO:205:ILE:HG22	2.06	0.55
3:BQ:174:TYR:CD1	3:BQ:198:LEU:HD11	2.35	0.55
3:BL:307:ILE:HD13	3:BL:310:MET:HE3	1.88	0.55
4:BX:632:ASN:O	4:BX:635:ASP:N	2.37	0.55
3:BJ:109:LYS:HG3	3:BJ:300:VAL:O	2.06	0.55
3:BQ:109:LYS:HG3	3:BQ:300:VAL:O	2.06	0.55
3:BK:197:PRO:O	3:BK:205:ILE:HG22	2.06	0.55
3:BK:108:THR:CG2	3:BK:109:LYS:N	2.69	0.55
3:BK:76:PHE:CE2	3:BK:304:ASN:OD1	2.58	0.55
2:AG:30:LEU:O	2:AG:31:ILE:C	2.45	0.55
3:BI:285:MET:SD	3:BK:275:PRO:CB	2.91	0.55
3:BO:290:LYS:HG2	3:BQ:150:LEU:CD2	2.37	0.55
3:BO:289:TRP:C	3:BQ:150:LEU:HD22	2.21	0.55
3:BG:270:ASP:OD2	3:BH:286:ARG:NE	2.40	0.55
2:AH:24:TYR:O	2:AH:26:ASN:N	2.39	0.55
3:BL:150:LEU:HD21	3:BM:290:LYS:HG2	1.88	0.55
3:BJ:289:TRP:CH2	3:BJ:292:TRP:NE1	2.75	0.55
2:AF:30:LEU:O	2:AF:31:ILE:C	2.44	0.55
1:AB:631:LEU:O	1:AB:633:LEU:N	2.40	0.55
1:AA:160:TYR:CE2	1:AA:635:GLN:HB3	2.42	0.55
3:BL:272:THR:HG21	3:BL:277:THR:HG22	1.89	0.55
1:AA:603:TYR:O	1:AA:606:VAL:CG2	2.54	0.55
2:AN:24:TYR:O	2:AN:26:ASN:N	2.40	0.55
2:AM:128:ASN:O	2:AN:22:THR:HB	2.06	0.55
2:AK:133:SER:O	2:AK:136:ILE:HG22	2.07	0.55
2:AJ:133:SER:O	2:AJ:136:ILE:HG22	2.06	0.55
2:AI:238:ILE:HG23	3:BL:63:MET:CE	2.36	0.55
2:AM:133:SER:O	2:AM:136:ILE:HG22	2.06	0.55
4:BX:307:ARG:O	4:BX:310:GLU:HG2	2.06	0.55
3:BN:307:ILE:HA	3:BN:310:MET:HE3	1.89	0.55
3:BP:127:PHE:CZ	3:BP:159:ILE:HD11	2.41	0.55
4:BY:627:GLN:O	4:BY:628:THR:OG1	2.24	0.55
2:AC:364:GLY:HA3	4:BY:733:ASN:HB3	1.83	0.55
4:BZ:627:GLN:O	4:BZ:628:THR:OG1	2.23	0.55
4:BZ:653:PRO:C	4:BZ:655:THR:H	2.09	0.55
4:BZ:670:ASN:HB2	4:BZ:687:ASP:OD1	2.06	0.55

*Continued on next page...*



*Continued from previous page...*

Atom-1	Atom-2	Interatomic distance (Å)	Clash overlap (Å)
3:BK:76:PHE:HZ	3:BK:304:ASN:OD1	1.90	0.55
3:BJ:259:ALA:HB1	3:BJ:285:MET:HE3	1.88	0.55
3:BJ:125:ALA:C	3:BJ:223:LYS:HZ2	2.09	0.55
1:AA:122:LEU:HD21	1:AA:200:VAL:CG1	2.33	0.55
1:AB:250:HIS:CE1	1:AB:840:HIS:HB3	2.42	0.55
1:AA:539:ARG:O	1:AA:542:GLN:N	2.39	0.55
3:BK:168:MET:HE2	3:BK:175:TYR:CD2	2.42	0.55
2:AH:152:PHE:N	2:AH:152:PHE:CD1	2.75	0.55
2:AD:88:PHE:O	2:AD:91:PHE:HB3	2.06	0.55
2:AG:7:LEU:O	2:AG:11:LEU:HG	2.07	0.55
2:AI:12:LYS:HG2	2:AI:16:ASP:OD2	2.06	0.55
2:AK:12:LYS:C	2:AK:14:ALA:N	2.60	0.55
2:AC:22:THR:OG1	2:AC:26:ASN:ND2	2.39	0.55
2:AN:73:LEU:HD22	2:AN:77:TYR:CD2	2.42	0.55
3:BK:318:ASN:O	3:BK:320:ALA:N	2.37	0.55
1:AB:727:LEU:O	1:AB:728:ASP:CB	2.54	0.55
3:BG:277:THR:HG23	3:BG:278:ALA:N	2.22	0.55
3:BL:76:PHE:CE2	3:BL:111:TRP:NE1	2.75	0.55
4:BX:17:ASP:O	4:BX:18:LEU:C	2.45	0.55
4:BX:582:ARG:CZ	4:BX:596:THR:HG22	2.36	0.55
4:BX:721:ILE:HG22	4:BX:722:ILE:N	2.22	0.55
3:BJ:76:PHE:CE2	3:BJ:111:TRP:NE1	2.75	0.55
3:BI:76:PHE:CE2	3:BI:111:TRP:NE1	2.75	0.55
3:BK:174:TYR:HD1	3:BK:198:LEU:HD12	1.63	0.55
3:BK:197:PRO:HG2	3:BK:205:ILE:HG22	1.89	0.55
1:AA:150:LEU:HD23	1:AA:152:ARG:O	2.07	0.55
1:AA:839:MET:HG2	1:AA:840:HIS:N	2.21	0.55
3:BJ:267:ASP:H	3:BJ:286:ARG:NH1	2.04	0.55
1:AB:516:GLN:HE21	1:AB:533:ILE:CD1	2.20	0.55
1:AB:630:ARG:HH12	2:AL:24:TYR:HD2	1.55	0.55
3:BI:150:LEU:HD21	3:BJ:290:LYS:CG	2.36	0.55
3:BG:158:LEU:CD1	3:BG:224:LEU:CD1	2.83	0.55
2:AD:30:LEU:O	2:AD:31:ILE:C	2.45	0.55
2:AI:310:ASN:HB2	3:BL:180:GLU:CD	2.27	0.55
3:BQ:93:ILE:HG23	3:BQ:293:TRP:NE1	2.20	0.55
2:AN:24:TYR:CZ	2:AN:68:THR:O	2.59	0.55
1:AB:604:TYR:O	1:AB:608:VAL:HG23	2.07	0.55
2:AD:54:LEU:HD12	2:AD:55:PRO:CD	2.36	0.55
2:AJ:7:LEU:O	2:AJ:11:LEU:HG	2.07	0.55
2:AI:12:LYS:C	2:AI:14:ALA:N	2.60	0.55
2:AN:12:LYS:HG2	2:AN:16:ASP:OD2	2.06	0.55

*Continued on next page...*



*Continued from previous page...*

Atom-1	Atom-2	Interatomic distance (Å)	Clash overlap (Å)
1:AB:675:GLU:O	1:AB:676:ILE:C	2.44	0.55
2:AM:100:MET:HG3	2:AM:388:VAL:HG11	1.89	0.55
4:BX:85:ALA:HB3	4:BX:204:ASP:OD1	2.07	0.55
3:BN:315:ARG:O	3:BN:317:LEU:N	2.39	0.55
3:BN:316:SER:HB3	3:BP:323:TYR:CD2	2.41	0.55
2:AK:272:THR:HG23	4:BX:729:ASN:OD1	2.07	0.55
4:BX:667:PHE:O	4:BX:668:ILE:HB	2.06	0.55
4:BX:679:ASP:HA	4:BX:695:VAL:HB	1.88	0.55
4:BX:734:TYR:CE1	4:BX:762:ILE:CG1	2.62	0.55
4:BY:519:ASP:C	4:BY:521:ALA:H	2.09	0.55
4:BY:557:LEU:HD11	4:BY:664:SER:HB3	1.88	0.55
4:BY:710:ASP:C	4:BY:712:VAL:H	2.10	0.55
3:BI:109:LYS:HG3	3:BI:300:VAL:O	2.06	0.55
3:BG:197:PRO:O	3:BG:205:ILE:HG22	2.06	0.55
3:BF:158:LEU:CD1	3:BF:224:LEU:CD1	2.83	0.55
3:BN:197:PRO:O	3:BN:205:ILE:HG22	2.06	0.55
1:AB:481:ARG:H	1:AB:481:ARG:HD3	1.69	0.55
2:AI:124:PHE:O	2:AI:127:ILE:HG13	2.06	0.55
2:AI:30:LEU:O	2:AI:31:ILE:C	2.44	0.55
1:AA:250:HIS:CE1	1:AA:840:HIS:HB2	2.38	0.55
2:AJ:163:SER:HG	3:BM:62:SER:CA	2.08	0.55
1:AB:518:PHE:CD2	2:AH:69:THR:CB	2.89	0.55
1:AA:563:MET:CA	1:AA:563:MET:HE2	2.17	0.55
2:AH:313:PRO:CD	3:BK:279:PRO:CB	2.83	0.55
1:AA:371:ASN:O	1:AA:373:GLN:N	2.40	0.55
1:AB:810:TYR:HE2	1:AB:813:ALA:HB3	1.72	0.55
1:AB:817:TRP:CD1	1:AB:818:VAL:N	2.73	0.55
2:AL:106:ARG:HG2	2:AL:107:ASN:H	1.71	0.55
3:BM:267:ASP:OD2	3:BM:286:ARG:HD2	2.06	0.55
2:AK:69:THR:O	2:AK:70:LEU:CB	2.51	0.55
3:BF:272:THR:HG21	3:BF:277:THR:CG2	2.37	0.55
3:BL:277:THR:HG23	3:BL:278:ALA:N	2.22	0.55
2:AK:142:GLN:O	2:AL:145:ARG:CD	2.55	0.55
2:AG:310:ASN:HB2	3:BJ:180:GLU:OE1	2.07	0.55
2:AN:23:LEU:HD22	2:AN:25:SER:OG	2.06	0.55
2:AE:152:PHE:N	2:AE:152:PHE:CD1	2.75	0.55
2:AN:152:PHE:CD1	2:AN:152:PHE:N	2.75	0.55
2:AI:22:THR:OG1	2:AI:26:ASN:ND2	2.39	0.55
4:BX:734:TYR:CE1	4:BX:762:ILE:CD1	2.87	0.55
4:BY:17:ASP:O	4:BY:18:LEU:C	2.44	0.55
4:BY:551:LYS:HG3	4:BY:657:PRO:HB3	1.88	0.55

*Continued on next page...*



*Continued from previous page...*

Atom-1	Atom-2	Interatomic distance (Å)	Clash overlap (Å)
4:BZ:591:TRP:H	4:BZ:591:TRP:HD1	1.53	0.55
3:BF:126:SER:CA	3:BF:223:LYS:HZ1	2.08	0.55
3:BH:108:THR:CG2	3:BH:109:LYS:N	2.69	0.55
1:AA:108:LEU:O	1:AA:111:ILE:HG22	2.06	0.55
1:AB:421:ARG:HB3	1:AB:422:GLU:OE1	2.07	0.55
1:AB:515:ARG:HG3	1:AB:515:ARG:O	2.07	0.55
3:BM:129:VAL:C	3:BM:131:PRO:CD	2.75	0.55
1:AB:519:PRO:O	1:AB:520:THR:OG1	2.23	0.55
1:AB:681:ILE:O	1:AB:685:ILE:HG13	2.06	0.55
1:AA:148:TRP:CZ2	1:AA:833:PHE:HD1	2.24	0.55
1:AB:224:PHE:CE1	2:AO:71:LEU:HB2	2.42	0.55
1:AA:499:ASN:O	1:AA:501:HIS:N	2.40	0.55
1:AA:506:LEU:HD21	1:AA:543:LEU:HB3	1.88	0.55
1:AB:261:LEU:HG	1:AB:261:LEU:O	2.07	0.55
1:AB:262:VAL:HG11	1:AB:297:ARG:HB3	1.88	0.55
3:BP:130:ASP:O	3:BP:132:GLN:CG	2.52	0.55
3:BJ:180:GLU:O	3:BJ:180:GLU:HG3	2.07	0.55
1:AA:594:ILE:HG23	1:AA:595:PRO:CD	2.37	0.55
2:AG:12:LYS:C	2:AG:14:ALA:N	2.60	0.55
2:AH:133:SER:O	2:AH:136:ILE:HG22	2.07	0.55
1:AA:730:PHE:CD1	1:AA:730:PHE:N	2.74	0.55
1:AB:314:PHE:CZ	1:AB:664:ARG:HG2	2.42	0.55
2:AD:133:SER:O	2:AD:135:TYR:N	2.40	0.55
2:AJ:133:SER:O	2:AJ:135:TYR:N	2.40	0.55
3:BK:75:THR:HG23	3:BK:79:SER:OG	2.07	0.55
1:AA:738:LEU:O	1:AA:741:THR:HG22	2.07	0.55
2:AE:203:ALA:O	4:BY:775:ARG:CZ	2.55	0.55
3:BP:109:LYS:HG3	3:BP:300:VAL:O	2.06	0.55
3:BP:53:TYR:CD1	3:BP:322:PHE:CZ	2.90	0.55
3:BG:108:THR:CG2	3:BG:109:LYS:N	2.69	0.55
3:BO:55:ILE:HG12	3:BO:322:PHE:CG	2.42	0.55
3:BQ:197:PRO:HG2	3:BQ:205:ILE:HG22	1.88	0.55
2:AC:357:VAL:HG23	4:BY:734:TYR:C	2.27	0.55
4:BX:540:ALA:O	4:BX:542:LYS:N	2.40	0.55
4:BX:555:SER:OG	4:BX:556:GLY:N	2.38	0.55
4:BX:620:ARG:HA	4:BX:673:TYR:OH	2.07	0.55
4:BY:607:SER:O	4:BY:608:ILE:C	2.45	0.55
4:BY:732:ASP:O	4:BY:734:TYR:N	2.39	0.55
4:BX:259:THR:HA	4:BY:262:TRP:O	2.07	0.55
3:BG:205:ILE:CD1	3:BH:104:GLN:HB2	2.31	0.55
3:BH:255:ARG:CD	3:BH:257:ASN:ND2	2.70	0.55

*Continued on next page...*



*Continued from previous page...*

Atom-1	Atom-2	Interatomic distance (Å)	Clash overlap (Å)
1:AA:660:ASP:OD1	1:AA:661:GLN:N	2.40	0.55
1:AB:544:VAL:HG11	1:AB:548:ARG:HH21	1.71	0.55
2:AL:30:LEU:O	2:AL:31:ILE:C	2.44	0.55
1:AA:306:ASP:HB2	1:AA:614:TYR:CZ	2.41	0.55
1:AA:548:ARG:O	1:AA:551:ALA:HB3	2.06	0.55
2:AG:313:PRO:CD	3:BJ:279:PRO:HB2	2.36	0.55
2:AD:76:ASN:CB	2:AL:76:ASN:HB2	2.35	0.55
2:AN:30:LEU:O	2:AN:31:ILE:C	2.44	0.55
2:AM:7:LEU:O	2:AM:11:LEU:HG	2.07	0.55
2:AL:12:LYS:C	2:AL:14:ALA:N	2.60	0.55
2:AD:100:MET:HG3	2:AD:388:VAL:HG11	1.89	0.55
3:BJ:78:THR:O	3:BJ:78:THR:HG22	2.06	0.55
3:BO:197:PRO:HG2	3:BO:205:ILE:HG22	1.88	0.54
4:BY:619:LEU:HD21	4:BY:712:VAL:HG12	1.87	0.54
4:BY:698:PHE:HE2	4:BY:727:LEU:CD2	2.20	0.54
3:BJ:237:LEU:HD21	3:BJ:246:ILE:CD1	2.36	0.54
3:BJ:81:LEU:HD13	3:BJ:307:ILE:HD11	1.90	0.54
1:AB:401:TYR:HA	1:AB:404:LEU:HD12	1.89	0.54
1:AB:492:VAL:HG13	1:AB:565:MET:CE	2.37	0.54
3:BQ:158:LEU:CD1	3:BQ:224:LEU:CD1	2.83	0.54
3:BI:158:LEU:CD1	3:BI:224:LEU:CD2	2.75	0.54
2:AF:255:ARG:NH1	3:BJ:65:THR:OG1	2.40	0.54
1:AA:421:ARG:O	1:AA:423:SER:N	2.41	0.54
1:AA:822:THR:C	1:AA:823:THR:HG23	2.27	0.54
1:AA:488:VAL:O	1:AA:490:ASN:N	2.40	0.54
3:BM:268:VAL:CG2	3:BN:266:SER:CA	2.81	0.54
3:BL:266:SER:CA	3:BN:268:VAL:CG1	2.81	0.54
1:AB:810:TYR:CD2	1:AB:810:TYR:O	2.60	0.54
3:BI:290:LYS:HB3	3:BK:150:LEU:HD21	1.88	0.54
3:BM:271:ILE:HG12	3:BM:279:PRO:HG2	1.88	0.54
3:BN:272:THR:HG21	3:BN:277:THR:CG2	2.37	0.54
2:AE:27:VAL:O	2:AE:31:ILE:HG12	2.07	0.54
1:AA:786:ILE:HG23	1:AA:792:VAL:CG1	2.36	0.54
2:AJ:54:LEU:HD12	2:AJ:55:PRO:CD	2.36	0.54
2:AK:129:PHE:CD1	2:AK:129:PHE:C	2.80	0.54
2:AK:73:LEU:HD22	2:AK:77:TYR:CD2	2.42	0.54
2:AF:22:THR:OG1	2:AF:26:ASN:ND2	2.39	0.54
2:AH:129:PHE:C	2:AH:129:PHE:CD1	2.80	0.54
3:BP:108:THR:CG2	3:BP:109:LYS:N	2.69	0.54
4:BY:1:MET:N	4:BY:635:ASP:OD2	2.39	0.54
4:BY:568:LEU:O	4:BY:571:ALA:HB3	2.07	0.54

*Continued on next page...*



*Continued from previous page...*

Atom-1	Atom-2	Interatomic distance (Å)	Clash overlap (Å)
4:BY:670:ASN:HB2	4:BY:687:ASP:OD1	2.06	0.54
4:BY:706:GLN:O	4:BY:708:PHE:N	2.41	0.54
3:BF:76:PHE:CE2	3:BF:111:TRP:NE1	2.75	0.54
3:BQ:108:THR:CG2	3:BQ:109:LYS:N	2.69	0.54
3:BH:76:PHE:CE2	3:BH:111:TRP:NE1	2.75	0.54
3:BH:109:LYS:HG3	3:BH:300:VAL:O	2.06	0.54
3:BK:257:ASN:HD21	3:BK:313:ARG:HG2	1.72	0.54
3:BN:197:PRO:HG2	3:BN:205:ILE:HG22	1.88	0.54
3:BM:76:PHE:HZ	3:BM:304:ASN:OD1	1.89	0.54
3:BM:76:PHE:CE2	3:BM:111:TRP:NE1	2.75	0.54
1:AA:317:LEU:HA	1:AA:652:PHE:HE2	1.73	0.54
3:BQ:128:SER:HB2	3:BQ:224:LEU:HD22	1.88	0.54
3:BF:191:CYS:HG	3:BF:244:CYS:CB	2.20	0.54
3:BJ:130:ASP:N	3:BJ:131:PRO:HD3	2.22	0.54
3:BF:288:ASN:OD1	3:BH:150:LEU:CD1	2.49	0.54
3:BH:267:ASP:OD1	3:BH:286:ARG:HD2	2.07	0.54
3:BQ:277:THR:HG23	3:BQ:278:ALA:N	2.22	0.54
1:AA:401:TYR:H	1:AA:401:TYR:HD1	1.51	0.54
1:AA:503:VAL:CG1	1:AA:506:LEU:HB3	2.36	0.54
3:BP:272:THR:HG21	3:BP:277:THR:HG22	1.89	0.54
1:AB:118:LYS:HG2	1:AB:119:GLN:H	1.72	0.54
1:AA:365:GLN:C	1:AA:366:PHE:CD1	2.81	0.54
2:AM:30:LEU:O	2:AM:31:ILE:C	2.45	0.54
2:AI:164:PHE:H	3:BL:61:GLY:CA	2.19	0.54
2:AK:27:VAL:O	2:AK:31:ILE:HG12	2.07	0.54
2:AJ:88:PHE:O	2:AJ:91:PHE:HB3	2.06	0.54
2:AL:167:ASN:ND2	2:AL:178:GLY:HA2	2.23	0.54
2:AF:167:ASN:ND2	2:AF:178:GLY:HA2	2.23	0.54
2:AG:54:LEU:HD12	2:AG:55:PRO:CD	2.36	0.54
2:AD:7:LEU:O	2:AD:11:LEU:HG	2.07	0.54
2:AC:12:LYS:C	2:AC:14:ALA:N	2.60	0.54
2:AN:12:LYS:C	2:AN:14:ALA:N	2.60	0.54
2:AK:165:THR:HA	3:BN:59:ILE:O	2.07	0.54
2:AC:153:HIS:NE2	2:AE:153:HIS:NE2	2.54	0.54
2:AO:144:ARG:O	2:AO:146:GLN:N	2.40	0.54
3:BG:70:SER:OG	3:BG:71:THR:N	2.40	0.54
3:BG:208:LEU:C	3:BG:210:THR:H	2.08	0.54
3:BG:259:ALA:HB1	3:BG:285:MET:HE3	1.89	0.54
4:BX:551:LYS:HG3	4:BX:657:PRO:HB3	1.89	0.54
4:BZ:519:ASP:C	4:BZ:521:ALA:H	2.08	0.54
4:BZ:590:ALA:HA	4:BZ:594:VAL:HG23	1.87	0.54

*Continued on next page...*



*Continued from previous page...*

Atom-1	Atom-2	Interatomic distance (Å)	Clash overlap (Å)
4:BZ:748:ASP:OD1	4:BZ:750:ARG:N	2.41	0.54
3:BL:174:TYR:HD1	3:BL:198:LEU:HD12	1.63	0.54
3:BF:128:SER:CB	3:BF:155:LEU:CD1	2.63	0.54
1:AA:717:MET:HG3	1:AA:718:TYR:H	1.71	0.54
2:AC:299:ASN:ND2	3:BH:71:THR:OG1	2.40	0.54
1:AA:492:VAL:HG22	1:AA:558:MET:SD	2.47	0.54
1:AB:246:HIS:HD2	1:AB:248:ILE:H	1.55	0.54
4:BX:31:GLN:HA	4:BY:34:THR:O	2.07	0.54
1:AB:698:LYS:O	1:AB:699:ILE:HB	2.06	0.54
2:AC:106:ARG:HG2	2:AC:107:ASN:H	1.71	0.54
1:AA:134:TYR:CE1	1:AA:803:ASN:CB	2.90	0.54
1:AA:803:ASN:HD22	1:AA:806:SER:H	1.55	0.54
3:BL:136:ASP:OD1	3:BL:315:ARG:NH1	2.41	0.54
3:BN:175:TYR:CE1	3:BN:237:LEU:CB	2.90	0.54
2:AG:88:PHE:O	2:AG:91:PHE:HB3	2.06	0.54
2:AM:133:SER:O	2:AM:135:TYR:N	2.40	0.54
1:AB:684:LEU:O	1:AB:687:MET:HG2	2.08	0.54
2:AJ:68:THR:HG22	2:AJ:68:THR:O	2.07	0.54
1:AB:285:ILE:O	1:AB:286:LEU:HD13	2.07	0.54
3:BA:108:THR:CG2	3:BA:109:LYS:N	2.69	0.54
3:BA:76:PHE:CE2	3:BA:111:TRP:NE1	2.75	0.54
3:BA:76:PHE:HZ	3:BA:304:ASN:OD1	1.89	0.54
4:BX:36:ASN:O	4:BX:37:LEU:CB	2.56	0.54
2:AL:241:ALA:HB3	3:BP:59:ILE:CG2	2.36	0.54
3:BP:259:ALA:HB1	3:BP:285:MET:CE	2.38	0.54
3:BG:75:THR:HG23	3:BG:79:SER:OG	2.08	0.54
4:BX:655:THR:O	4:BX:656:LEU:C	2.46	0.54
4:BX:734:TYR:CE2	4:BX:761:PRO:HB3	2.42	0.54
4:BX:262:TRP:HE3	4:BX:473:LEU:O	1.89	0.54
3:BF:197:PRO:HG2	3:BF:205:ILE:HG22	1.88	0.54
3:BH:125:ALA:C	3:BH:223:LYS:HZ2	2.10	0.54
1:AB:333:VAL:HG11	1:AB:380:LYS:HA	1.89	0.54
3:BM:128:SER:HB2	3:BM:155:LEU:CD1	2.21	0.54
3:BI:275:PRO:CD	3:BI:276:THR:N	2.66	0.54
3:BG:144:TYR:N	3:BG:263:VAL:O	2.40	0.54
1:AA:124:ARG:CD	1:AA:203:GLU:OE1	2.55	0.54
2:AI:171:PRO:HD2	3:BJ:322:PHE:HZ	1.64	0.54
4:BY:488:VAL:HG23	4:BZ:432:VAL:HG12	1.88	0.54
2:AG:255:ARG:HD2	3:BK:65:THR:OG1	2.02	0.54
1:AB:792:VAL:HG23	1:AB:792:VAL:O	2.06	0.54
3:BO:268:VAL:HG21	3:BP:266:SER:HA	1.89	0.54

*Continued on next page...*



*Continued from previous page...*

Atom-1	Atom-2	Interatomic distance (Å)	Clash overlap (Å)
3:BK:277:THR:HG23	3:BK:278:ALA:N	2.22	0.54
3:BQ:272:THR:HG21	3:BQ:277:THR:HG22	1.89	0.54
1:AA:437:TYR:H	1:AA:438:PRO:HD2	1.70	0.54
1:AA:587:LEU:C	1:AA:588:ILE:HG13	2.28	0.54
1:AB:180:TYR:CE2	1:AB:850:VAL:CG2	2.82	0.54
3:BM:277:THR:HG23	3:BM:278:ALA:N	2.22	0.54
4:BY:463:GLU:C	4:BY:464:VAL:HG23	2.28	0.54
1:AB:260:GLN:O	1:AB:262:VAL:N	2.40	0.54
2:AO:30:LEU:O	2:AO:31:ILE:C	2.45	0.54
3:BL:180:GLU:O	3:BL:180:GLU:HG3	2.08	0.54
2:AE:24:TYR:O	2:AE:26:ASN:N	2.40	0.54
3:BP:180:GLU:O	3:BP:180:GLU:HG3	2.07	0.54
2:AK:133:SER:O	2:AK:135:TYR:N	2.41	0.54
2:AF:12:LYS:C	2:AF:14:ALA:N	2.60	0.54
4:BX:2:ALA:HA	4:BX:5:ILE:HG23	1.90	0.54
4:BX:505:PHE:CE2	4:BX:644:LYS:HG3	2.43	0.54
4:BZ:502:ARG:O	4:BZ:504:GLU:N	2.40	0.54
4:BZ:734:TYR:OH	4:BZ:761:PRO:CG	2.55	0.54
4:BY:264:GLU:CA	4:BY:473:LEU:HD22	2.35	0.54
3:BJ:275:PRO:CB	3:BK:285:MET:SD	2.91	0.54
3:BM:128:SER:CB	3:BM:155:LEU:CD1	2.83	0.54
4:BZ:411:LEU:HD23	4:BZ:424:LEU:HD22	1.88	0.54
2:AF:164:PHE:C	3:BI:61:GLY:HA3	2.15	0.54
1:AA:374:ALA:HB1	1:AA:580:SER:HA	1.90	0.54
3:BK:55:ILE:O	3:BK:56:ASN:HB3	2.06	0.54
3:BA:85:TYR:HE2	3:BA:118:PHE:HB3	1.72	0.54
3:BA:99:LYS:HA	3:BA:118:PHE:CE1	2.43	0.54
3:BI:289:TRP:CH2	3:BI:292:TRP:CE2	2.96	0.54
3:BK:175:TYR:HD1	3:BK:184:TRP:CZ2	2.26	0.54
2:AF:57:ARG:HH11	2:AF:94:ASN:ND2	1.96	0.54
3:BH:272:THR:HG21	3:BH:277:THR:HG22	1.89	0.54
2:AO:38:ILE:HG22	2:AO:42:ASN:ND2	2.18	0.54
2:AK:152:PHE:CD1	2:AK:152:PHE:N	2.75	0.54
1:AB:302:ASN:HD21	1:AB:615:ASN:HB3	1.73	0.54
4:BX:726:THR:HG21	4:BX:766:ARG:HD3	1.88	0.54
2:AE:133:SER:O	2:AE:136:ILE:HG22	2.07	0.54
2:AE:12:LYS:C	2:AE:14:ALA:N	2.60	0.54
3:BN:117:TYR:CE2	3:BP:167:PRO:O	2.61	0.54
2:AH:73:LEU:HD22	2:AH:77:TYR:CD2	2.42	0.54
4:BX:574:SER:HB3	4:BX:578:GLY:HA2	1.89	0.54
4:BX:710:ASP:C	4:BX:712:VAL:H	2.10	0.54

*Continued on next page...*



*Continued from previous page...*

Atom-1	Atom-2	Interatomic distance (Å)	Clash overlap (Å)
4:BY:569:SER:HB2	4:BY:570:ASP:OD1	2.08	0.54
4:BY:597:GLN:O	4:BY:599:THR:HG22	2.07	0.54
4:BY:672:ALA:HB2	4:BY:685:GLY:HA2	1.88	0.54
4:BZ:2:ALA:HB3	4:BZ:635:ASP:HA	1.90	0.54
4:BZ:719:SER:O	4:BZ:720:ALA:C	2.46	0.54
2:AK:145:ARG:CD	2:AL:142:GLN:O	2.36	0.54
3:BF:104:GLN:HB2	3:BH:205:ILE:CD1	2.30	0.54
1:AB:442:MET:HG2	1:AB:443:GLN:N	2.23	0.54
1:AB:508:GLU:OE2	2:AJ:71:LEU:CD2	2.53	0.54
1:AA:469:ALA:CB	2:AG:71:LEU:HD21	2.22	0.54
3:BQ:259:ALA:HB1	3:BQ:285:MET:CE	2.38	0.54
3:BJ:259:ALA:HB1	3:BJ:285:MET:CE	2.38	0.54
3:BL:129:VAL:C	3:BL:131:PRO:HD3	2.27	0.54
2:AJ:30:LEU:O	2:AJ:31:ILE:C	2.45	0.54
3:BG:59:ILE:HD11	3:BO:56:ASN:ND2	2.23	0.54
3:BI:277:THR:HG23	3:BI:278:ALA:N	2.22	0.54
3:BJ:277:THR:HG23	3:BJ:278:ALA:N	2.22	0.54
2:AM:220:THR:O	2:AM:220:THR:CG2	2.39	0.54
3:BM:168:MET:HE2	3:BM:175:TYR:CD2	2.42	0.54
3:BQ:180:GLU:O	3:BQ:180:GLU:HG3	2.07	0.54
4:BX:354:ASP:CA	4:BX:424:LEU:O	2.53	0.54
3:BF:277:THR:HG23	3:BF:278:ALA:N	2.22	0.54
3:BA:277:THR:HG23	3:BA:278:ALA:N	2.22	0.54
3:BL:272:THR:HG21	3:BL:277:THR:CG2	2.37	0.54
3:BH:180:GLU:O	3:BH:180:GLU:HG3	2.07	0.54
3:BG:237:LEU:HD21	3:BG:246:ILE:CD1	2.36	0.54
2:AO:158:PHE:HE2	2:AO:214:LEU:HD22	1.73	0.54
2:AC:133:SER:O	2:AC:135:TYR:N	2.41	0.54
2:AN:133:SER:O	2:AN:135:TYR:N	2.41	0.54
4:BX:7:ARG:HD2	4:BX:625:ALA:HA	1.89	0.54
1:AA:359:THR:HG22	1:AA:360:ILE:N	2.22	0.54
3:BP:88:GLU:HG2	3:BP:143:LYS:NZ	2.23	0.54
2:AL:163:SER:OG	3:BP:62:SER:CA	2.56	0.54
3:BO:175:TYR:HD1	3:BO:184:TRP:CZ2	2.26	0.54
3:BL:109:LYS:HZ2	4:BX:496:ARG:HH21	1.55	0.54
4:BY:524:PRO:O	4:BY:526:ASP:N	2.39	0.54
4:BZ:505:PHE:CE2	4:BZ:644:LYS:HG3	2.43	0.54
3:BJ:234:ASN:O	3:BJ:235:HIS:CD2	2.60	0.54
3:BJ:76:PHE:HZ	3:BJ:304:ASN:OD1	1.90	0.54
1:AB:392:MET:O	1:AB:420:ILE:HG22	2.08	0.54
1:AB:878:ASN:OD1	1:AB:878:ASN:O	2.25	0.54

*Continued on next page...*



*Continued from previous page...*

Atom-1	Atom-2	Interatomic distance (Å)	Clash overlap (Å)
3:BI:259:ALA:HB1	3:BI:285:MET:CE	2.38	0.54
3:BK:272:THR:CG2	3:BK:277:THR:HG22	2.30	0.54
4:BZ:305:TYR:HE1	4:BZ:307:ARG:NE	2.03	0.54
1:AA:550:LEU:O	1:AA:551:ALA:C	2.45	0.54
3:BK:54:GLY:C	3:BK:55:ILE:HG22	2.27	0.54
3:BM:175:TYR:HD1	3:BM:184:TRP:CZ2	2.26	0.54
4:BX:355:TYR:H	4:BX:424:LEU:H	1.54	0.54
1:AA:265:LEU:CG	1:AA:292:LEU:HD12	2.37	0.54
1:AA:606:VAL:O	1:AA:607:ASN:C	2.44	0.54
2:AG:100:MET:HG3	2:AG:388:VAL:HG11	1.89	0.54
3:BF:180:GLU:O	3:BF:180:GLU:HG3	2.07	0.54
3:BN:136:ASP:HB3	3:BN:312:LYS:HG3	1.90	0.54
3:BG:52:ASN:ND2	3:BO:55:ILE:HB	2.23	0.54
3:BO:234:ASN:O	3:BO:235:HIS:CD2	2.60	0.54
4:BY:681:VAL:HB	4:BY:693:TYR:HD1	1.65	0.54
3:BM:197:PRO:HG2	3:BM:205:ILE:HG22	1.88	0.54
3:BI:76:PHE:HE2	3:BI:111:TRP:HE1	1.56	0.54
3:BP:197:PRO:HG2	3:BP:205:ILE:HG22	1.88	0.54
3:BP:237:LEU:HD21	3:BP:246:ILE:CD1	2.36	0.54
3:BF:259:ALA:HB1	3:BF:285:MET:CE	2.38	0.54
3:BH:259:ALA:HB1	3:BH:285:MET:CE	2.38	0.54
3:BH:76:PHE:HE2	3:BH:111:TRP:HE1	1.56	0.54
3:BK:76:PHE:CE2	3:BK:111:TRP:NE1	2.75	0.54
1:AB:427:CYS:O	1:AB:431:ILE:HG13	2.07	0.54
1:AB:510:LEU:CB	1:AB:540:LEU:HD13	2.38	0.54
3:BF:150:LEU:CD2	3:BG:290:LYS:CE	2.79	0.54
1:AA:839:MET:C	1:AA:839:MET:HE3	2.28	0.54
3:BJ:322:PHE:CD2	3:BL:313:ARG:CG	2.81	0.54
3:BK:267:ASP:C	3:BK:268:VAL:HG23	2.25	0.54
3:BH:149:GLN:CG	3:BH:150:LEU:H	2.21	0.54
2:AN:129:PHE:CD1	2:AN:129:PHE:C	2.80	0.54
2:AC:168:ARG:HG3	3:BO:53:TYR:CE1	2.38	0.54
4:BX:333:LEU:HG	4:BX:334:PRO:CD	2.37	0.54
1:AB:645:PHE:CD2	1:AB:646:LEU:HD23	2.42	0.54
1:AB:228:MET:O	1:AB:228:MET:HG3	2.07	0.54
1:AB:839:MET:C	1:AB:839:MET:SD	2.86	0.54
1:AB:521:MET:CB	1:AB:522:PRO:CD	2.86	0.54
3:BQ:144:TYR:HD1	3:BQ:265:GLY:HA3	1.72	0.54
4:BY:77:PRO:HD3	4:BY:287:LEU:CD1	2.38	0.54
3:BH:277:THR:HG23	3:BH:278:ALA:N	2.22	0.54
3:BL:170:ILE:CD1	3:BL:239:VAL:HG23	2.38	0.54

*Continued on next page...*



*Continued from previous page...*

Atom-1	Atom-2	Interatomic distance (Å)	Clash overlap (Å)
2:AG:310:ASN:OD1	3:BK:305:GLN:NE2	2.40	0.54
2:AD:167:ASN:ND2	2:AD:178:GLY:HA2	2.22	0.54
2:AK:310:ASN:CB	3:BN:180:GLU:OE2	2.56	0.54
1:AA:804:SER:HB3	1:AA:813:ALA:HB2	1.88	0.54
2:AC:158:PHE:HE2	2:AC:214:LEU:HD22	1.73	0.54
3:BA:180:GLU:HG3	3:BA:180:GLU:O	2.07	0.54
1:AA:613:ASN:O	1:AA:617:ARG:HG2	2.08	0.54
3:BP:76:PHE:CE1	3:BP:304:ASN:OD1	2.60	0.54
3:BA:197:PRO:HG2	3:BA:205:ILE:HG22	1.89	0.54
2:AC:364:GLY:HA3	4:BY:733:ASN:CB	2.30	0.54
4:BX:537:THR:CG2	4:BX:541:ALA:H	2.21	0.54
4:BX:591:TRP:N	4:BX:591:TRP:CD1	2.72	0.54
4:BY:555:SER:OG	4:BY:556:GLY:N	2.41	0.54
4:BY:745:LEU:C	4:BY:747:SER:N	2.61	0.54
4:BZ:731:ASN:CA	4:BZ:736:ILE:HD12	2.30	0.54
4:BZ:753:ARG:NH1	4:BZ:753:ARG:HG3	2.21	0.54
3:BL:174:TYR:CD1	3:BL:198:LEU:HD13	2.35	0.54
3:BF:76:PHE:HE2	3:BF:111:TRP:HE1	1.56	0.54
3:BH:307:ILE:HA	3:BH:310:MET:HE2	1.88	0.54
3:BK:76:PHE:HE2	3:BK:111:TRP:HE1	1.56	0.54
3:BH:234:ASN:O	3:BH:235:HIS:CD2	2.60	0.54
1:AB:392:MET:HE1	1:AB:576:LEU:CD1	2.38	0.54
1:AB:454:THR:HG22	1:AB:456:PHE:H	1.73	0.54
4:BZ:411:LEU:HD23	4:BZ:424:LEU:CD2	2.37	0.54
4:BY:270:ASP:CA	4:BY:307:ARG:HD2	2.38	0.54
4:BY:355:TYR:HE1	4:BY:357:ASP:OD2	1.91	0.54
1:AA:124:ARG:NH2	1:AA:203:GLU:HB2	2.23	0.54
1:AA:200:VAL:CG2	1:AA:243:SER:HB3	2.38	0.54
1:AA:712:LEU:HG	1:AA:819:PRO:CB	2.35	0.54
3:BL:164:LEU:HA	3:BL:322:PHE:HD1	1.73	0.54
3:BH:252:LEU:CG	3:BH:253:GLY:H	2.20	0.54
3:BP:277:THR:HG23	3:BP:278:ALA:N	2.22	0.54
2:AK:169:SER:H	3:BP:51:GLN:CA	2.21	0.54
3:BF:210:THR:CG2	4:BZ:379:ILE:HG13	2.33	0.54
2:AN:27:VAL:O	2:AN:31:ILE:HG12	2.07	0.54
3:BA:237:LEU:HD21	3:BA:246:ILE:CD1	2.36	0.54
2:AG:167:ASN:ND2	2:AG:178:GLY:HA2	2.23	0.54
3:BN:180:GLU:O	3:BN:180:GLU:HG3	2.07	0.54
3:BG:130:ASP:OD1	3:BG:130:ASP:C	2.46	0.54
2:AE:158:PHE:HE2	2:AE:214:LEU:HD22	1.73	0.54
2:AG:133:SER:O	2:AG:135:TYR:N	2.40	0.54

*Continued on next page...*



*Continued from previous page...*

Atom-1	Atom-2	Interatomic distance (Å)	Clash overlap (Å)
2:AO:9:LYS:O	2:AO:13:ASP:HB2	2.08	0.54
3:BN:312:LYS:O	3:BN:315:ARG:HB3	2.08	0.54
3:BG:76:PHE:CD2	3:BG:110:GLY:O	2.61	0.54
4:BX:607:SER:O	4:BX:608:ILE:C	2.45	0.54
4:BX:656:LEU:O	4:BX:660:VAL:HG23	2.08	0.54
4:BX:706:GLN:O	4:BX:708:PHE:N	2.41	0.54
4:BY:660:VAL:O	4:BY:663:ALA:HB3	2.07	0.54
4:BY:693:TYR:CD1	4:BY:693:TYR:N	2.76	0.54
4:BY:718:ILE:CD1	4:BY:746:ARG:HA	2.31	0.54
4:BZ:17:ASP:O	4:BZ:18:LEU:C	2.44	0.54
4:BZ:677:ASN:ND2	4:BZ:711:LEU:HD11	2.22	0.54
1:AB:392:MET:CE	1:AB:576:LEU:CD1	2.86	0.54
1:AA:125:ILE:O	1:AA:150:LEU:HD12	2.08	0.54
3:BF:288:ASN:HD21	3:BH:153:SER:HB2	1.73	0.54
3:BL:252:LEU:CG	3:BL:253:GLY:H	2.19	0.54
4:BX:66:ASP:CG	4:BX:286:GLY:N	2.60	0.54
3:BQ:64:ASP:C	3:BQ:65:THR:HG1	2.03	0.54
3:BM:262:GLN:OE1	3:BM:267:ASP:HA	2.07	0.54
4:BX:33:VAL:CB	4:BY:36:ASN:CB	2.86	0.54
3:BL:228:ASP:O	3:BM:294:GLN:NE2	2.41	0.54
4:BY:269:ARG:HH11	4:BY:269:ARG:HG3	1.73	0.54
3:BO:180:GLU:HG3	3:BO:180:GLU:O	2.07	0.54
2:AE:167:ASN:ND2	2:AE:178:GLY:HA2	2.22	0.54
2:AM:130:ASP:CG	2:AN:17:LYS:HE3	2.29	0.54
2:AH:158:PHE:HE2	2:AH:214:LEU:HD22	1.73	0.54
2:AL:158:PHE:HE2	2:AL:214:LEU:HD22	1.73	0.54
4:BY:738:ARG:HH11	4:BY:738:ARG:HG2	1.72	0.54
1:AA:442:MET:HG3	1:AA:442:MET:O	2.08	0.54
2:AJ:9:LYS:O	2:AJ:13:ASP:HB2	2.08	0.54
2:AE:73:LEU:HD22	2:AE:77:TYR:CD2	2.42	0.54
2:AF:310:ASN:OD1	3:BJ:305:GLN:NE2	2.40	0.54
3:BA:76:PHE:HE2	3:BA:111:TRP:HE1	1.56	0.53
3:BN:123:ASP:OD1	3:BN:126:SER:N	2.40	0.53
3:BN:126:SER:HA	3:BN:223:LYS:HZ2	1.64	0.53
3:BO:55:ILE:CD1	3:BO:323:TYR:HD1	2.20	0.53
3:BQ:234:ASN:O	3:BQ:235:HIS:CD2	2.60	0.53
4:BX:552:PHE:O	4:BX:554:LYS:N	2.40	0.53
4:BX:501:LEU:CD2	4:BX:650:GLN:HB2	2.38	0.53
4:BY:620:ARG:O	4:BY:621:LEU:C	2.46	0.53
4:BY:522:LEU:CD1	4:BY:749:PRO:HB3	2.37	0.53
4:BZ:547:SER:O	4:BZ:551:LYS:HG2	2.08	0.53

*Continued on next page...*



*Continued from previous page...*

Atom-1	Atom-2	Interatomic distance (Å)	Clash overlap (Å)
3:BJ:76:PHE:HE2	3:BJ:111:TRP:HE1	1.56	0.53
3:BL:234:ASN:O	3:BL:235:HIS:CD2	2.60	0.53
3:BP:175:TYR:HD1	3:BP:184:TRP:CZ2	2.26	0.53
3:BK:129:VAL:HG21	3:BK:223:LYS:NZ	2.23	0.53
1:AB:872:ASP:CG	1:AB:874:MET:H	2.11	0.53
1:AB:743:ASP:CB	1:AB:790:ARG:HH12	2.20	0.53
3:BL:70:SER:O	3:BL:71:THR:CB	2.56	0.53
1:AB:650:GLN:O	1:AB:652:PHE:N	2.41	0.53
3:BM:268:VAL:HG11	3:BN:267:ASP:N	2.23	0.53
3:BI:129:VAL:HG21	3:BI:223:LYS:NZ	2.22	0.53
1:AA:119:GLN:HG2	1:AA:181:LEU:HD13	1.88	0.53
3:BG:228:ASP:O	3:BH:294:GLN:NE2	2.41	0.53
1:AB:811:LEU:HA	1:AB:814:ASN:ND2	2.23	0.53
3:BN:167:PRO:HA	3:BN:247:ARG:HD3	1.90	0.53
2:AM:167:ASN:ND2	2:AM:178:GLY:HA2	2.22	0.53
2:AM:12:LYS:C	2:AM:14:ALA:N	2.60	0.53
2:AD:12:LYS:C	2:AD:14:ALA:N	2.60	0.53
2:AE:133:SER:O	2:AE:135:TYR:N	2.41	0.53
1:AA:810:TYR:O	1:AA:813:ALA:N	2.41	0.53
1:AB:266:ASN:O	1:AB:267:ASN:C	2.45	0.53
2:AJ:100:MET:HG3	2:AJ:388:VAL:HG11	1.89	0.53
2:AD:155:PRO:O	2:AD:186:SER:HB3	2.09	0.53
3:BG:76:PHE:HZ	3:BG:304:ASN:OD1	1.89	0.53
3:BF:162:GLU:OE1	3:BF:253:GLY:HA3	2.07	0.53
4:BX:656:LEU:HB2	4:BX:657:PRO:HD3	1.88	0.53
4:BX:758:GLN:HA	4:BX:758:GLN:OE1	2.07	0.53
4:BY:721:ILE:HG22	4:BY:722:ILE:CG2	2.38	0.53
3:BK:130:ASP:N	3:BK:131:PRO:HD3	2.23	0.53
3:BK:129:VAL:HG22	3:BK:223:LYS:O	2.07	0.53
1:AB:480:PHE:HE2	1:AB:493:LEU:O	1.91	0.53
1:AB:482:GLN:C	1:AB:483:VAL:CG2	2.73	0.53
1:AB:495:ASP:OD1	1:AB:496:ASN:N	2.42	0.53
1:AB:508:GLU:O	1:AB:512:GLN:NE2	2.39	0.53
3:BM:259:ALA:HB1	3:BM:285:MET:CE	2.38	0.53
3:BA:128:SER:HB2	3:BA:224:LEU:HD22	1.90	0.53
1:AB:444:ARG:HH21	1:AB:520:THR:CG2	2.11	0.53
2:AH:27:VAL:O	2:AH:31:ILE:HG12	2.07	0.53
1:AA:535:LEU:O	1:AA:539:ARG:HG2	2.09	0.53
3:BO:126:SER:O	3:BO:129:VAL:CG2	2.53	0.53
1:AB:701:GLN:O	1:AB:826:TYR:CB	2.56	0.53
2:AD:241:ALA:HB1	3:BH:59:ILE:CG2	2.31	0.53

*Continued on next page...*



*Continued from previous page...*

Atom-1	Atom-2	Interatomic distance (Å)	Clash overlap (Å)
3:BI:144:TYR:HD1	3:BI:265:GLY:HA3	1.73	0.53
1:AA:275:PRO:HG2	1:AA:278:ILE:HD12	1.89	0.53
3:BN:272:THR:HG21	3:BN:277:THR:HG22	1.89	0.53
3:BN:277:THR:HG23	3:BN:278:ALA:N	2.22	0.53
2:AF:133:SER:O	2:AF:135:TYR:N	2.41	0.53
3:BM:180:GLU:HG3	3:BM:180:GLU:O	2.07	0.53
2:AK:158:PHE:HE2	2:AK:214:LEU:HD22	1.73	0.53
2:AO:215:ARG:HG3	2:AO:371:ILE:O	2.09	0.53
1:AB:707:TYR:OH	1:AB:751:LEU:HD12	2.08	0.53
1:AA:846:LEU:O	1:AA:847:THR:O	2.27	0.53
3:BF:79:SER:HB3	3:BF:312:LYS:HE3	1.91	0.53
3:BN:173:TYR:CA	4:BX:489:THR:HG21	2.36	0.53
3:BP:76:PHE:HZ	3:BP:304:ASN:OD1	1.91	0.53
3:BO:321:ALA:O	3:BO:323:TYR:N	2.41	0.53
3:BO:197:PRO:HA	3:BO:235:HIS:CD2	2.44	0.53
4:BX:670:ASN:HB2	4:BX:687:ASP:OD1	2.08	0.53
4:BX:619:LEU:HD21	4:BX:712:VAL:CG1	2.39	0.53
4:BY:721:ILE:HG22	4:BY:722:ILE:N	2.22	0.53
4:BZ:4:LEU:O	4:BZ:5:ILE:C	2.47	0.53
4:BZ:269:ARG:HH22	4:BZ:359:SER:CB	2.04	0.53
1:AA:802:ILE:HA	1:AA:807:ASN:ND2	2.24	0.53
3:BH:70:SER:O	3:BH:71:THR:CB	2.57	0.53
1:AB:199:VAL:CG1	1:AB:200:VAL:H	2.20	0.53
1:AA:589:GLY:O	1:AA:591:ALA:N	2.35	0.53
3:BO:277:THR:HG23	3:BO:278:ALA:N	2.22	0.53
1:AB:134:TYR:CE2	1:AB:803:ASN:HB2	2.43	0.53
1:AA:135:ARG:O	1:AA:136:ALA:C	2.46	0.53
1:AB:857:PHE:H	1:AB:857:PHE:HD1	1.56	0.53
2:AK:167:ASN:ND2	2:AK:178:GLY:HA2	2.22	0.53
2:AL:133:SER:O	2:AL:135:TYR:N	2.41	0.53
2:AH:12:LYS:C	2:AH:14:ALA:N	2.60	0.53
2:AD:130:ASP:CG	2:AE:17:LYS:HE3	2.29	0.53
2:AM:72:ASN:O	2:AM:72:ASN:OD1	2.27	0.53
2:AD:215:ARG:HG3	2:AD:371:ILE:O	2.09	0.53
4:BY:40:PHE:CD2	4:BY:259:THR:HG21	2.39	0.53
3:BN:174:TYR:CD1	4:BX:489:THR:HG23	2.40	0.53
3:BF:275:PRO:CB	3:BG:285:MET:SD	2.90	0.53
4:BX:1:MET:N	4:BX:635:ASP:OD2	2.41	0.53
4:BX:762:ILE:O	4:BX:764:ARG:N	2.41	0.53
4:BY:641:LEU:O	4:BY:643:THR:N	2.42	0.53
4:BZ:656:LEU:HB2	4:BZ:657:PRO:HD3	1.91	0.53

*Continued on next page...*



*Continued from previous page...*

Atom-1	Atom-2	Interatomic distance (Å)	Clash overlap (Å)
3:BJ:197:PRO:HA	3:BJ:235:HIS:CD2	2.44	0.53
3:BH:76:PHE:HZ	3:BH:304:ASN:OD1	1.89	0.53
1:AA:469:ALA:CA	2:AG:71:LEU:CD2	2.86	0.53
1:AA:604:TYR:O	1:AA:608:VAL:HG23	2.08	0.53
1:AB:405:ILE:HG21	1:AB:536:LEU:HD12	1.88	0.53
4:BZ:371:LEU:CD1	4:BZ:424:LEU:HD13	2.39	0.53
3:BK:191:CYS:HG	3:BK:244:CYS:CB	2.22	0.53
1:AA:126:PHE:HD2	1:AA:150:LEU:HA	1.73	0.53
2:AI:246:THR:CG2	3:BL:67:TYR:HE2	1.96	0.53
2:AI:168:ARG:CZ	3:BJ:53:TYR:HE2	2.21	0.53
4:BX:66:ASP:CB	4:BX:285:GLY:C	2.64	0.53
1:AA:252:PHE:O	1:AA:254:GLU:N	2.42	0.53
3:BM:150:LEU:HD22	3:BN:289:TRP:C	2.24	0.53
3:BL:268:VAL:HG12	3:BL:269:LEU:CA	2.36	0.53
3:BP:144:TYR:HD1	3:BP:265:GLY:HA3	1.74	0.53
4:BY:287:LEU:HD23	4:BY:287:LEU:O	2.08	0.53
3:BG:150:LEU:HD21	3:BH:290:LYS:CG	2.39	0.53
1:AB:810:TYR:CE2	1:AB:813:ALA:HB3	2.43	0.53
4:BZ:419:VAL:CG1	4:BZ:420:SER:H	2.15	0.53
1:AB:803:ASN:N	1:AB:807:ASN:ND2	2.57	0.53
1:AA:275:PRO:CG	1:AA:278:ILE:HD12	2.39	0.53
2:AG:158:PHE:HE2	2:AG:214:LEU:HD22	1.74	0.53
2:AO:133:SER:O	2:AO:135:TYR:N	2.42	0.53
2:AC:21:GLY:O	2:AC:22:THR:O	2.27	0.53
1:AB:288:MET:CE	1:AB:288:MET:HA	2.39	0.53
2:AL:215:ARG:HG3	2:AL:371:ILE:O	2.09	0.53
3:BQ:166:ASN:C	3:BQ:247:ARG:HD2	2.29	0.53
3:BL:109:LYS:HZ2	4:BX:496:ARG:NH2	2.05	0.53
4:BX:617:ARG:HE	4:BX:620:ARG:HH22	1.55	0.53
4:BY:668:ILE:CG2	4:BY:671:ARG:HD3	2.38	0.53
4:BY:568:LEU:HD12	4:BZ:520:LEU:HD13	1.89	0.53
4:BZ:575:ILE:HG23	4:BZ:576:SER:H	1.73	0.53
3:BP:197:PRO:HA	3:BP:235:HIS:CD2	2.43	0.53
3:BG:197:PRO:HA	3:BG:235:HIS:CD2	2.44	0.53
3:BI:161:ASN:HD22	3:BI:254:PRO:HA	1.73	0.53
2:AL:27:VAL:O	2:AL:30:LEU:N	2.42	0.53
1:AB:124:ARG:NH2	1:AB:203:GLU:HB2	2.24	0.53
3:BN:144:TYR:HD1	3:BN:265:GLY:HA3	1.73	0.53
3:BG:64:ASP:O	3:BG:65:THR:HB	2.08	0.53
3:BH:263:VAL:CG1	3:BH:289:TRP:HB2	2.39	0.53
1:AA:283:ASN:OD1	1:AA:869:VAL:N	2.42	0.53

*Continued on next page...*



*Continued from previous page...*

Atom-1	Atom-2	Interatomic distance (Å)	Clash overlap (Å)
3:BL:144:TYR:HD1	3:BL:265:GLY:HA3	1.74	0.53
1:AA:803:ASN:C	1:AA:805:ASP:N	2.62	0.53
1:AB:368:THR:HG22	1:AB:371:ASN:ND2	2.19	0.53
3:BF:170:ILE:HG12	3:BF:237:LEU:HD23	1.91	0.53
3:BG:180:GLU:HG3	3:BG:180:GLU:O	2.07	0.53
2:AH:133:SER:O	2:AH:135:TYR:N	2.41	0.53
4:BY:48:VAL:HG21	4:BZ:393:GLN:HB3	1.89	0.53
2:AI:133:SER:O	2:AI:135:TYR:N	2.41	0.53
2:AG:155:PRO:O	2:AG:186:SER:HB3	2.09	0.53
1:AB:556:THR:O	1:AB:557:LEU:C	2.45	0.53
3:BO:174:TYR:HE1	3:BO:234:ASN:HB2	1.72	0.53
3:BQ:197:PRO:HA	3:BQ:235:HIS:CD2	2.44	0.53
4:BX:519:ASP:C	4:BX:521:ALA:H	2.11	0.53
4:BY:543:SER:O	4:BY:546:THR:HB	2.08	0.53
3:BI:307:ILE:HA	3:BI:310:MET:CE	2.38	0.53
3:BP:168:MET:HE3	3:BP:175:TYR:CE2	2.44	0.53
1:AA:307:ARG:HB3	1:AA:672:LEU:HD21	1.90	0.53
1:AA:622:VAL:HG22	1:AA:672:LEU:HB2	1.89	0.53
1:AB:457:GLN:HA	1:AB:457:GLN:OE1	2.06	0.53
1:AA:765:PHE:C	1:AA:765:PHE:CD1	2.81	0.53
1:AA:807:ASN:C	1:AA:809:PHE:H	2.12	0.53
1:AA:725:ARG:CZ	1:AA:829:ILE:CD1	2.84	0.53
4:BX:442:THR:CG2	4:BX:443:ARG:H	2.22	0.53
2:AC:30:LEU:O	2:AC:31:ILE:C	2.44	0.53
3:BM:170:ILE:HG12	3:BM:237:LEU:HD23	1.91	0.53
3:BO:294:GLN:NE2	3:BQ:228:ASP:O	2.41	0.53
3:BF:199:ASN:CG	4:BY:492:GLN:HB2	2.29	0.53
4:BZ:328:PHE:HE1	4:BZ:443:ARG:HG3	1.73	0.53
4:BX:287:LEU:O	4:BX:287:LEU:HD23	2.08	0.53
2:AD:9:LYS:O	2:AD:13:ASP:HB2	2.08	0.53
2:AO:155:PRO:O	2:AO:186:SER:HB3	2.09	0.53
3:BI:180:GLU:O	3:BI:180:GLU:HG3	2.07	0.53
3:BI:78:THR:O	3:BI:78:THR:HG22	2.08	0.53
1:AA:732:GLN:O	1:AA:733:ILE:HG23	2.09	0.53
4:BY:40:PHE:HE2	4:BY:259:THR:HG21	1.72	0.53
3:BO:174:TYR:CD1	3:BO:198:LEU:HD11	2.34	0.53
3:BL:76:PHE:HE2	3:BL:111:TRP:HE1	1.56	0.53
4:BX:575:ILE:HB	4:BY:513:ALA:HB2	1.91	0.53
4:BX:645:ILE:HA	4:BX:651:ILE:HD12	1.91	0.53
4:BY:674:ARG:HG2	4:BY:720:ALA:HB2	1.90	0.53
4:BZ:624:MET:O	4:BZ:626:THR:N	2.33	0.53

*Continued on next page...*



*Continued from previous page...*

Atom-1	Atom-2	Interatomic distance (Å)	Clash overlap (Å)
4:BZ:708:PHE:O	4:BZ:709:ALA:C	2.47	0.53
3:BJ:175:TYR:HD1	3:BJ:184:TRP:CZ2	2.26	0.53
3:BI:312:LYS:CE	3:BI:315:ARG:HH12	2.19	0.53
3:BJ:149:GLN:HG3	3:BJ:150:LEU:N	2.24	0.53
2:AJ:171:PRO:HG3	3:BM:312:LYS:HZ3	1.73	0.53
4:BZ:368:VAL:O	4:BZ:537:THR:O	2.27	0.53
3:BQ:237:LEU:HD21	3:BQ:246:ILE:CD1	2.36	0.53
3:BO:268:VAL:CG2	3:BP:266:SER:CB	2.87	0.53
4:BZ:601:VAL:HG12	4:BZ:602:SER:H	1.72	0.53
2:AI:255:ARG:NE	3:BM:65:THR:OG1	2.41	0.53
1:AB:363:GLU:HA	1:AB:363:GLU:OE1	2.09	0.53
1:AB:308:LEU:HB3	1:AB:310:LEU:CD2	2.39	0.53
2:AG:150:PHE:HB2	2:AG:152:PHE:HE1	1.68	0.53
3:BA:170:ILE:HG12	3:BA:237:LEU:HD23	1.91	0.53
2:AO:167:ASN:ND2	2:AO:178:GLY:HA2	2.23	0.53
1:AA:729:GLY:C	1:AA:730:PHE:CD1	2.82	0.53
3:BL:75:THR:HG23	3:BL:79:SER:OG	2.09	0.53
3:BA:307:ILE:HD13	3:BA:310:MET:CE	2.39	0.53
3:BP:313:ARG:CG	3:BP:316:SER:HB3	2.36	0.53
3:BO:170:ILE:HG12	3:BO:237:LEU:HD23	1.91	0.53
4:BX:497:GLN:O	4:BX:500:GLU:HB3	2.09	0.53
4:BX:10:LEU:CD2	4:BX:552:PHE:HD2	2.22	0.53
4:BX:756:ILE:HD12	4:BX:767:ILE:HD13	1.90	0.53
4:BZ:4:LEU:O	4:BZ:6:TYR:N	2.42	0.53
1:AA:188:VAL:CG1	1:AA:189:GLU:N	2.72	0.53
1:AA:250:HIS:CG	1:AA:840:HIS:HB2	2.44	0.53
1:AA:817:TRP:O	1:AA:818:VAL:CB	2.56	0.53
3:BG:268:VAL:HB	3:BH:286:ARG:HH12	1.73	0.53
2:AH:35:ASN:CB	2:AH:65:LEU:HD13	2.38	0.53
1:AA:308:LEU:HB2	1:AA:614:TYR:OH	2.07	0.53
3:BI:123:ASP:OD1	3:BI:126:SER:N	2.40	0.53
2:AC:27:VAL:O	2:AC:30:LEU:N	2.42	0.53
1:AB:180:TYR:CD1	1:AB:180:TYR:C	2.82	0.53
4:BX:33:VAL:CG2	4:BY:36:ASN:HD22	2.22	0.53
1:AB:378:CYS:SG	1:AB:581:VAL:HA	2.49	0.53
1:AA:688:ASN:O	1:AA:689:MET:C	2.47	0.53
1:AA:195:ASP:CG	1:AA:196:ALA:H	2.12	0.53
3:BN:170:ILE:HG12	3:BN:237:LEU:HD23	1.91	0.53
2:AN:167:ASN:ND2	2:AN:178:GLY:HA2	2.22	0.53
4:BZ:366:VAL:CG1	4:BZ:366:VAL:O	2.57	0.53
3:BK:180:GLU:O	3:BK:180:GLU:HG3	2.07	0.53

*Continued on next page...*



*Continued from previous page...*

Atom-1	Atom-2	Interatomic distance (Å)	Clash overlap (Å)
2:AJ:158:PHE:HE2	2:AJ:214:LEU:HD22	1.74	0.53
3:BO:78:THR:O	3:BO:78:THR:HG22	2.09	0.53
2:AG:9:LYS:O	2:AG:13:ASP:HB2	2.08	0.53
2:AG:215:ARG:HG3	2:AG:371:ILE:O	2.09	0.53
2:AM:155:PRO:O	2:AM:186:SER:HB3	2.09	0.53
2:AE:203:ALA:O	2:AE:205:ILE:HG13	2.09	0.53
3:BN:174:TYR:CG	3:BN:198:LEU:CD1	2.89	0.53
3:BO:81:LEU:HD13	3:BO:307:ILE:HD11	1.91	0.53
4:BX:616:SER:HA	4:BX:619:LEU:HD12	1.89	0.53
4:BY:537:THR:HG21	4:BY:541:ALA:CB	2.39	0.53
4:BY:582:ARG:NH1	4:BY:582:ARG:HB2	2.23	0.53
4:BZ:760:ASN:N	4:BZ:761:PRO:CD	2.72	0.53
4:BX:262:TRP:HB2	4:BX:473:LEU:CG	2.38	0.53
3:BM:197:PRO:HA	3:BM:235:HIS:CD2	2.44	0.53
3:BM:234:ASN:O	3:BM:235:HIS:CD2	2.60	0.53
3:BF:197:PRO:HA	3:BF:235:HIS:CD2	2.44	0.53
3:BK:259:ALA:HB1	3:BK:285:MET:CE	2.38	0.53
2:AI:27:VAL:O	2:AI:30:LEU:N	2.42	0.53
1:AA:203:GLU:O	1:AA:207:ILE:HG13	2.09	0.53
3:BI:267:ASP:CG	3:BI:286:ARG:HD2	2.29	0.53
3:BI:248:ASN:OD1	3:BI:248:ASN:C	2.47	0.53
3:BO:144:TYR:HD1	3:BO:265:GLY:HA3	1.72	0.53
3:BL:289:TRP:C	3:BN:150:LEU:HD22	2.21	0.53
2:AL:21:GLY:O	2:AL:22:THR:O	2.27	0.53
2:AJ:255:ARG:NE	3:BN:67:TYR:OH	2.24	0.53
3:BJ:143:LYS:HG3	3:BJ:289:TRP:HZ3	1.74	0.53
3:BM:272:THR:CG2	3:BM:277:THR:CG2	2.82	0.53
1:AA:863:VAL:HG12	1:AA:864:GLU:H	1.73	0.53
3:BM:237:LEU:HD21	3:BM:246:ILE:CD1	2.36	0.53
3:BL:144:TYR:HB3	3:BL:264:GLY:HA3	1.91	0.53
1:AB:805:ASP:C	1:AB:807:ASN:N	2.62	0.53
2:AD:23:LEU:HD22	2:AD:25:SER:OG	2.09	0.53
2:AK:306:ALA:CB	3:BL:282:GLU:OE2	2.57	0.53
4:BZ:443:ARG:O	4:BZ:443:ARG:HD3	2.08	0.53
3:BL:78:THR:O	3:BL:78:THR:CG2	2.56	0.53
4:BY:726:THR:HG21	4:BY:766:ARG:HD3	1.90	0.53
4:BZ:267:TYR:HB3	4:BZ:361:ALA:CB	2.38	0.53
2:AI:21:GLY:O	2:AI:22:THR:O	2.27	0.53
2:AC:215:ARG:HG3	2:AC:371:ILE:O	2.09	0.53
2:AE:215:ARG:HG3	2:AE:371:ILE:O	2.09	0.53
2:AN:123:LYS:HG3	2:AN:124:PHE:CD1	2.44	0.53

*Continued on next page...*



*Continued from previous page...*

Atom-1	Atom-2	Interatomic distance (Å)	Clash overlap (Å)
2:AC:306:ALA:HB2	3:BH:282:GLU:OE2	2.09	0.53
3:BN:174:TYR:HE2	3:BN:236:LYS:HB2	1.56	0.53
3:BP:128:SER:HA	3:BP:155:LEU:CD1	2.39	0.53
2:AC:356:PRO:CB	4:BY:735:GLY:HA3	2.39	0.53
4:BX:15:THR:O	4:BX:16:VAL:C	2.47	0.53
4:BX:659:ILE:HG23	4:BX:660:VAL:N	2.24	0.53
4:BZ:543:SER:O	4:BZ:547:SER:N	2.42	0.53
3:BJ:174:TYR:CG	3:BJ:198:LEU:CD1	2.91	0.53
3:BP:234:ASN:O	3:BP:235:HIS:CD2	2.60	0.53
3:BL:104:GLN:HB2	3:BN:205:ILE:CD1	2.31	0.53
3:BH:197:PRO:HA	3:BH:235:HIS:CD2	2.44	0.53
2:AG:23:LEU:HD22	2:AG:25:SER:OG	2.08	0.53
2:AG:24:TYR:HB2	2:AG:70:LEU:O	2.09	0.53
3:BQ:258:VAL:CG2	3:BQ:259:ALA:H	2.22	0.53
3:BL:191:CYS:HG	3:BL:244:CYS:CB	2.21	0.53
3:BA:158:LEU:CD1	3:BA:224:LEU:CD1	2.83	0.53
2:AI:167:ASN:ND2	2:AI:178:GLY:HA2	2.23	0.53
1:AB:698:LYS:O	1:AB:699:ILE:CB	2.56	0.53
2:AL:295:MET:HE2	3:BQ:67:TYR:CD1	2.44	0.53
1:AA:345:GLN:HG3	1:AA:349:MET:HE2	1.91	0.53
3:BF:294:GLN:NE2	3:BH:228:ASP:O	2.41	0.53
4:BX:416:THR:HG22	4:BX:417:ASP:N	2.24	0.53
2:AD:145:ARG:O	2:AD:146:GLN:HG3	2.09	0.53
2:AO:144:ARG:C	2:AO:145:ARG:HG2	2.29	0.53
2:AO:53:ASN:ND2	2:AO:354:ALA:HB3	2.24	0.53
3:BN:81:LEU:HD13	3:BN:307:ILE:HD11	1.91	0.52
3:BN:322:PHE:O	3:BN:323:TYR:HB2	2.09	0.52
4:BZ:674:ARG:HA	4:BZ:682:PHE:O	2.10	0.52
3:BH:158:LEU:CD1	3:BH:224:LEU:CD1	2.83	0.52
3:BK:261:ILE:CD1	3:BK:287:ILE:HD12	2.37	0.52
3:BN:197:PRO:HA	3:BN:235:HIS:CD2	2.44	0.52
1:AB:326:TYR:CD1	1:AB:384:ALA:CB	2.92	0.52
1:AB:419:PHE:CB	1:AB:424:LEU:HD11	2.40	0.52
2:AC:203:ALA:O	2:AC:205:ILE:HG13	2.10	0.52
3:BI:262:GLN:NE2	3:BI:267:ASP:HB2	2.22	0.52
3:BL:70:SER:C	3:BL:71:THR:OG1	2.43	0.52
3:BL:266:SER:O	3:BL:267:ASP:HB2	2.10	0.52
1:AA:508:GLU:O	1:AA:512:GLN:NE2	2.36	0.52
1:AB:845:ASN:CG	1:AB:848:PHE:CZ	2.83	0.52
2:AM:23:LEU:HD22	2:AM:25:SER:OG	2.08	0.52
2:AG:21:GLY:H	2:AG:73:LEU:HB2	1.73	0.52

*Continued on next page...*



*Continued from previous page...*

Atom-1	Atom-2	Interatomic distance (Å)	Clash overlap (Å)
3:BQ:275:PRO:CD	3:BQ:276:THR:H	2.22	0.52
3:BL:170:ILE:HG12	3:BL:237:LEU:HD23	1.91	0.52
2:AO:12:LYS:C	2:AO:14:ALA:N	2.60	0.52
2:AJ:130:ASP:CG	2:AK:17:LYS:HE3	2.29	0.52
2:AM:145:ARG:O	2:AM:146:GLN:HG3	2.09	0.52
2:AH:203:ALA:O	2:AH:205:ILE:HG13	2.09	0.52
2:AN:158:PHE:HE2	2:AN:214:LEU:HD22	1.73	0.52
1:AA:741:THR:HG23	1:AA:743:ASP:H	1.73	0.52
2:AH:215:ARG:HG3	2:AH:371:ILE:O	2.09	0.52
3:BN:76:PHE:HZ	3:BN:304:ASN:OD1	1.89	0.52
3:BG:259:ALA:HB1	3:BG:285:MET:CE	2.38	0.52
3:BO:82:CYS:HG	3:BO:135:CYS:CB	2.18	0.52
3:BL:81:LEU:HD13	3:BL:307:ILE:HD11	1.91	0.52
4:BX:745:LEU:C	4:BX:747:SER:H	2.11	0.52
4:BY:759:ASP:O	4:BY:760:ASN:CB	2.58	0.52
4:BZ:743:ASN:O	4:BZ:745:LEU:N	2.43	0.52
3:BL:197:PRO:HA	3:BL:235:HIS:CD2	2.44	0.52
4:BZ:411:LEU:CD2	4:BZ:424:LEU:HD23	2.38	0.52
3:BJ:59:ILE:HD13	3:BL:53:TYR:HE2	1.69	0.52
2:AC:255:ARG:HH21	3:BH:67:TYR:HE1	1.55	0.52
3:BG:144:TYR:O	3:BG:144:TYR:HD2	1.91	0.52
1:AA:126:PHE:HE1	1:AA:248:ILE:HD12	1.73	0.52
3:BA:159:ILE:CG2	3:BA:258:VAL:HB	2.40	0.52
1:AB:223:ARG:O	1:AB:226:ALA:HB3	2.10	0.52
3:BG:65:THR:CG2	3:BG:65:THR:O	2.54	0.52
1:AA:540:LEU:HA	1:AA:543:LEU:HB2	1.90	0.52
2:AN:203:ALA:O	2:AN:205:ILE:HG13	2.09	0.52
1:AB:825:VAL:HG12	1:AB:826:TYR:H	1.73	0.52
1:AA:121:LYS:O	1:AA:121:LYS:HG2	2.08	0.52
3:BG:170:ILE:HG12	3:BG:237:LEU:HD23	1.91	0.52
2:AO:203:ALA:O	2:AO:205:ILE:HG13	2.09	0.52
2:AI:158:PHE:HE2	2:AI:214:LEU:HD22	1.73	0.52
4:BX:479:ASP:O	4:BX:481:GLN:N	2.42	0.52
2:AM:70:LEU:HD11	2:AM:77:TYR:CD1	2.44	0.52
3:BG:258:VAL:CG2	3:BG:259:ALA:H	2.23	0.52
3:BO:137:TYR:CE2	3:BO:311:SER:O	2.62	0.52
3:BO:158:LEU:CD1	3:BO:224:LEU:CD1	2.83	0.52
3:BI:175:TYR:O	3:BI:234:ASN:HA	2.09	0.52
3:BI:197:PRO:HA	3:BI:235:HIS:CD2	2.44	0.52
3:BL:158:LEU:CD1	3:BL:224:LEU:CD1	2.83	0.52
4:BY:505:PHE:CE2	4:BY:644:LYS:HG3	2.45	0.52

*Continued on next page...*



*Continued from previous page...*

Atom-1	Atom-2	Interatomic distance (Å)	Clash overlap (Å)
4:BZ:620:ARG:O	4:BZ:623:GLU:N	2.42	0.52
4:BZ:641:LEU:O	4:BZ:643:THR:N	2.42	0.52
3:BP:96:ASN:CG	4:BX:39:PRO:HB3	2.29	0.52
3:BK:197:PRO:HA	3:BK:235:HIS:CD2	2.44	0.52
3:BH:159:ILE:CG2	3:BH:258:VAL:HB	2.40	0.52
3:BK:81:LEU:HD13	3:BK:307:ILE:HD11	1.91	0.52
1:AB:390:ARG:HG3	1:AB:391:THR:N	2.24	0.52
1:AB:419:PHE:CG	1:AB:424:LEU:HD21	2.44	0.52
1:AB:466:PHE:O	1:AB:467:GLN:C	2.45	0.52
1:AB:497:ILE:CG1	2:AI:24:TYR:OH	2.56	0.52
1:AB:505:GLN:HA	2:AJ:71:LEU:HD22	1.90	0.52
4:BY:51:GLY:CA	4:BY:421:LEU:CD2	2.87	0.52
3:BL:125:ALA:C	3:BL:223:LYS:HZ2	2.13	0.52
3:BI:252:LEU:HG	3:BI:253:GLY:N	2.24	0.52
3:BA:258:VAL:CG2	3:BA:259:ALA:H	2.22	0.52
1:AA:253:ASN:HA	1:AA:256:PHE:HD1	1.74	0.52
1:AA:299:ILE:HG22	1:AA:300:ARG:N	2.24	0.52
1:AB:124:ARG:HD2	1:AB:203:GLU:OE1	2.09	0.52
1:AA:503:VAL:HG11	1:AA:506:LEU:HB2	1.90	0.52
3:BN:132:GLN:O	3:BN:132:GLN:HG3	2.08	0.52
4:BY:287:LEU:HD22	4:BY:289:TYR:CE1	2.44	0.52
2:AN:310:ASN:HB3	3:BO:180:GLU:OE1	2.09	0.52
2:AH:167:ASN:ND2	2:AH:178:GLY:HA2	2.22	0.52
2:AI:129:PHE:CD1	2:AI:129:PHE:C	2.83	0.52
2:AL:129:PHE:C	2:AL:129:PHE:CD1	2.83	0.52
2:AI:381:ASN:O	2:AI:385:VAL:HB	2.10	0.52
2:AF:21:GLY:O	2:AF:22:THR:O	2.27	0.52
2:AM:73:LEU:N	2:AM:73:LEU:HD23	2.24	0.52
1:AB:709:ASP:HB3	1:AB:820:THR:HG23	1.90	0.52
2:AI:215:ARG:HG3	2:AI:371:ILE:O	2.09	0.52
2:AJ:215:ARG:HG3	2:AJ:371:ILE:O	2.09	0.52
3:BN:324:TYR:HD2	3:BN:326:ILE:HG22	0.59	0.52
3:BG:313:ARG:HG2	3:BO:322:PHE:HD1	1.65	0.52
3:BO:159:ILE:CG2	3:BO:258:VAL:HB	2.40	0.52
3:BA:197:PRO:HA	3:BA:235:HIS:CD2	2.44	0.52
2:AK:268:GLN:C	4:BX:700:GLU:OE1	2.45	0.52
3:BL:159:ILE:C	3:BL:258:VAL:HG21	2.30	0.52
3:BL:76:PHE:HZ	3:BL:304:ASN:OD1	1.90	0.52
4:BX:719:SER:O	4:BX:720:ALA:C	2.48	0.52
4:BY:540:ALA:CA	4:BY:544:MET:HG3	2.40	0.52
4:BY:743:ASN:O	4:BY:745:LEU:N	2.43	0.52

*Continued on next page...*



*Continued from previous page...*

Atom-1	Atom-2	Interatomic distance (Å)	Clash overlap (Å)
4:BY:756:ILE:HD12	4:BY:767:ILE:HD13	1.92	0.52
4:BZ:607:SER:OG	4:BZ:608:ILE:N	2.42	0.52
4:BZ:734:TYR:OH	4:BZ:762:ILE:HG13	2.09	0.52
4:BX:259:THR:OG1	4:BY:263:LYS:CG	2.58	0.52
3:BP:205:ILE:CD1	3:BQ:104:GLN:HB2	2.31	0.52
3:BK:265:GLY:O	3:BK:266:SER:HB3	2.08	0.52
3:BM:128:SER:HG	3:BM:224:LEU:HD13	1.73	0.52
3:BM:159:ILE:CG2	3:BM:258:VAL:HB	2.40	0.52
3:BI:275:PRO:CD	3:BI:276:THR:H	2.23	0.52
3:BM:275:PRO:CD	3:BM:276:THR:H	2.22	0.52
3:BI:159:ILE:CG2	3:BI:258:VAL:HB	2.40	0.52
2:AG:239:ASN:ND2	3:BJ:65:THR:HA	2.24	0.52
4:BX:66:ASP:HB2	4:BX:286:GLY:HA3	1.90	0.52
1:AA:555:GLU:OE1	1:AA:871:PHE:CD2	2.63	0.52
3:BK:170:ILE:HG12	3:BK:237:LEU:HD23	1.91	0.52
2:AI:6:SER:OG	2:AI:128:ASN:HA	2.10	0.52
2:AG:130:ASP:CG	2:AH:17:LYS:HE3	2.29	0.52
2:AM:203:ALA:O	2:AM:205:ILE:HG13	2.10	0.52
4:BX:287:LEU:HD22	4:BX:289:TYR:CE1	2.44	0.52
2:AF:158:PHE:HE2	2:AF:214:LEU:HD22	1.73	0.52
2:AK:123:LYS:HG3	2:AK:124:PHE:CD1	2.45	0.52
2:AG:145:ARG:O	2:AG:146:GLN:HG3	2.09	0.52
4:BX:502:ARG:O	4:BX:504:GLU:N	2.42	0.52
4:BX:674:ARG:HA	4:BX:682:PHE:O	2.09	0.52
4:BX:743:ASN:C	4:BX:745:LEU:H	2.13	0.52
4:BX:748:ASP:OD1	4:BX:750:ARG:N	2.43	0.52
4:BY:544:MET:O	4:BY:548:VAL:HG23	2.10	0.52
4:BZ:1:MET:HG3	4:BZ:521:ALA:C	2.30	0.52
4:BZ:522:LEU:CD1	4:BZ:749:PRO:HB3	2.39	0.52
3:BM:174:TYR:HE1	3:BM:234:ASN:HB2	1.70	0.52
3:BG:234:ASN:O	3:BG:235:HIS:CD2	2.60	0.52
3:BK:159:ILE:CG2	3:BK:258:VAL:HB	2.40	0.52
1:AB:419:PHE:O	1:AB:420:ILE:C	2.47	0.52
2:AM:241:ALA:HB1	3:BQ:59:ILE:HG22	1.75	0.52
3:BM:150:LEU:HD21	3:BN:290:LYS:CG	2.40	0.52
3:BM:144:TYR:N	3:BM:263:VAL:O	2.37	0.52
1:AA:462:GLN:HG3	1:AA:463:ILE:HG22	1.90	0.52
1:AA:181:LEU:O	1:AA:182:LEU:HB2	2.09	0.52
2:AL:295:MET:CE	3:BQ:67:TYR:CD1	2.93	0.52
4:BZ:27:SER:O	4:BZ:28:THR:O	2.27	0.52
4:BY:691:PHE:CD1	4:BY:691:PHE:N	2.78	0.52

*Continued on next page...*



*Continued from previous page...*

Atom-1	Atom-2	Interatomic distance (Å)	Clash overlap (Å)
1:AB:613:ASN:O	1:AB:617:ARG:HG2	2.10	0.52
3:BO:275:PRO:CD	3:BO:276:THR:H	2.23	0.52
3:BP:81:LEU:HD13	3:BP:307:ILE:HD11	1.91	0.52
4:BX:574:SER:O	4:BX:575:ILE:HG23	2.09	0.52
4:BX:627:GLN:O	4:BX:628:THR:OG1	2.26	0.52
4:BX:674:ARG:HG2	4:BX:720:ALA:HB2	1.91	0.52
4:BY:15:THR:O	4:BY:16:VAL:C	2.47	0.52
3:BJ:170:ILE:HG12	3:BJ:237:LEU:HD23	1.91	0.52
3:BI:81:LEU:HD13	3:BI:307:ILE:HD11	1.91	0.52
3:BF:81:LEU:HD13	3:BF:307:ILE:HD11	1.91	0.52
1:AB:431:ILE:HG23	1:AB:435:ILE:HD12	1.92	0.52
1:AB:482:GLN:O	1:AB:483:VAL:HG23	2.06	0.52
3:BJ:258:VAL:CG2	3:BJ:259:ALA:H	2.22	0.52
3:BF:144:TYR:HD1	3:BF:265:GLY:HA3	1.73	0.52
1:AB:224:PHE:HE2	1:AB:839:MET:HG3	1.74	0.52
2:AH:255:ARG:CZ	3:BI:65:THR:HG1	2.21	0.52
3:BF:262:GLN:HG3	3:BF:267:ASP:OD2	2.10	0.52
1:AB:823:THR:CG2	1:AB:824:LYS:N	2.72	0.52
2:AF:27:VAL:O	2:AF:30:LEU:N	2.42	0.52
3:BK:87:THR:HG1	3:BK:122:THR:HG22	1.74	0.52
3:BL:205:ILE:HG23	3:BM:104:GLN:OE1	2.10	0.52
1:AB:563:MET:HE3	1:AB:563:MET:HA	1.92	0.52
1:AB:127:GLU:OE1	1:AB:151:LYS:HG2	2.10	0.52
1:AA:236:ARG:O	1:AA:237:ASN:HB3	2.09	0.52
2:AE:123:LYS:HG3	2:AE:124:PHE:CD1	2.44	0.52
3:BM:75:THR:HG23	3:BM:79:SER:OG	2.09	0.52
2:AJ:155:PRO:O	2:AJ:186:SER:HB3	2.09	0.52
2:AC:9:LYS:O	2:AC:13:ASP:HB2	2.10	0.52
3:BO:128:SER:OG	3:BO:224:LEU:HB2	2.10	0.52
4:BY:1:MET:H1	4:BY:1:MET:HE1	1.73	0.52
4:BY:4:LEU:O	4:BY:5:ILE:C	2.47	0.52
4:BY:719:SER:O	4:BY:720:ALA:C	2.47	0.52
4:BZ:607:SER:O	4:BZ:608:ILE:C	2.47	0.52
3:BP:170:ILE:HG12	3:BP:237:LEU:HD23	1.91	0.52
3:BG:275:PRO:CD	3:BG:276:THR:H	2.22	0.52
3:BM:76:PHE:HE2	3:BM:111:TRP:HE1	1.56	0.52
2:AG:34:PHE:CD2	2:AG:66:LEU:CD1	2.92	0.52
4:BZ:371:LEU:C	4:BZ:371:LEU:HD23	2.30	0.52
3:BP:275:PRO:CD	3:BP:276:THR:H	2.23	0.52
3:BJ:315:ARG:O	3:BJ:325:ARG:N	2.42	0.52
3:BM:123:ASP:OD1	3:BM:126:SER:N	2.40	0.52

*Continued on next page...*



*Continued from previous page...*

Atom-1	Atom-2	Interatomic distance (Å)	Clash overlap (Å)
3:BI:166:ASN:O	3:BI:247:ARG:HB2	2.10	0.52
1:AA:777:LYS:HG2	1:AA:777:LYS:O	2.10	0.52
1:AA:492:VAL:CG1	1:AA:558:MET:SD	2.97	0.52
1:AA:554:TYR:CZ	1:AA:558:MET:CE	2.92	0.52
2:AK:169:SER:OG	3:BP:51:GLN:O	2.21	0.52
3:BL:172:LEU:CB	3:BL:173:TYR:CD1	2.89	0.52
2:AO:41:MET:O	2:AO:42:ASN:C	2.48	0.52
3:BA:285:MET:HG3	3:BA:286:ARG:H	1.75	0.52
3:BI:170:ILE:HG12	3:BI:237:LEU:HD23	1.91	0.52
3:BM:78:THR:CG2	3:BM:78:THR:O	2.57	0.52
2:AF:129:PHE:C	2:AF:129:PHE:CD1	2.83	0.52
2:AF:6:SER:OG	2:AF:128:ASN:HA	2.10	0.52
2:AC:381:ASN:O	2:AC:385:VAL:HB	2.10	0.52
2:AH:381:ASN:O	2:AH:385:VAL:HB	2.10	0.52
1:AB:272:ASN:C	1:AB:274:ILE:N	2.63	0.52
2:AM:158:PHE:HE2	2:AM:214:LEU:HD22	1.74	0.52
2:AN:215:ARG:HG3	2:AN:371:ILE:O	2.09	0.52
2:AM:9:LYS:O	2:AM:13:ASP:HB2	2.08	0.52
3:BA:63:MET:HG2	3:BA:63:MET:O	2.09	0.52
4:BY:253:ASP:O	4:BY:254:ILE:CG1	2.53	0.52
3:BN:57:LEU:HG	3:BN:58:PRO:N	2.24	0.52
3:BO:133:LEU:HD12	3:BO:255:ARG:HH21	1.74	0.52
3:BO:318:ASN:O	3:BO:320:ALA:N	2.41	0.52
4:BX:497:GLN:O	4:BX:501:LEU:HG	2.10	0.52
4:BY:541:ALA:HA	4:BY:544:MET:HB2	1.92	0.52
4:BY:540:ALA:C	4:BY:542:LYS:N	2.63	0.52
4:BY:540:ALA:CB	4:BY:544:MET:HE3	2.40	0.52
4:BY:680:GLU:HB3	4:BY:682:PHE:HE1	1.75	0.52
4:BY:717:VAL:CG1	4:BY:718:ILE:N	2.73	0.52
4:BY:748:ASP:OD1	4:BY:750:ARG:N	2.42	0.52
3:BQ:307:ILE:HD13	3:BQ:310:MET:CE	2.39	0.52
1:AA:646:LEU:CD2	1:AA:665:LEU:HD21	2.39	0.52
1:AB:484:VAL:O	1:AB:491:GLN:HA	2.10	0.52
3:BN:275:PRO:CD	3:BN:276:THR:H	2.22	0.52
3:BQ:159:ILE:CG2	3:BQ:258:VAL:HB	2.40	0.52
3:BF:154:GLU:OE2	3:BG:290:LYS:HE2	2.10	0.52
3:BA:123:ASP:OD1	3:BA:126:SER:N	2.40	0.52
1:AB:516:GLN:HE21	1:AB:533:ILE:HD13	1.75	0.52
1:AA:771:VAL:HG12	1:AA:809:PHE:HB3	1.92	0.52
3:BK:271:ILE:C	3:BK:272:THR:O	2.43	0.52
3:BQ:63:MET:CG	3:BQ:65:THR:HG22	2.30	0.52

*Continued on next page...*



*Continued from previous page...*

Atom-1	Atom-2	Interatomic distance (Å)	Clash overlap (Å)
3:BM:228:ASP:O	3:BN:294:GLN:NE2	2.41	0.52
1:AB:577:GLN:C	1:AB:579:THR:H	2.12	0.52
1:AB:587:LEU:O	1:AB:587:LEU:CG	2.58	0.52
3:BH:170:ILE:HG12	3:BH:237:LEU:HD23	1.91	0.52
2:AF:97:MET:O	2:AF:101:VAL:HG13	2.10	0.52
2:AI:97:MET:O	2:AI:101:VAL:HG13	2.10	0.52
2:AJ:123:LYS:HG3	2:AJ:124:PHE:CD1	2.45	0.52
2:AH:4:LEU:O	2:AH:5:TYR:C	2.48	0.52
2:AF:203:ALA:O	2:AF:205:ILE:HG13	2.10	0.52
1:AB:271:PHE:O	1:AB:274:ILE:HB	2.10	0.52
2:AD:158:PHE:HE2	2:AD:214:LEU:HD22	1.74	0.52
1:AB:822:THR:HG22	1:AB:822:THR:O	2.08	0.52
2:AF:215:ARG:HG3	2:AF:371:ILE:O	2.09	0.52
3:BA:81:LEU:HD13	3:BA:307:ILE:HD11	1.91	0.52
3:BO:214:THR:CG2	4:BY:480:TYR:HE1	2.14	0.52
3:BN:251:LYS:O	3:BN:252:LEU:CB	2.37	0.52
3:BG:112:PRO:HG2	3:BG:115:SER:HB2	1.92	0.52
3:BQ:174:TYR:HD1	3:BQ:234:ASN:HB3	1.70	0.52
2:AC:357:VAL:H	4:BY:734:TYR:C	2.13	0.52
2:AI:363:PRO:HG2	4:BX:734:TYR:CE2	2.45	0.52
4:BY:624:MET:C	4:BY:626:THR:H	2.14	0.52
4:BY:659:ILE:HG23	4:BY:660:VAL:N	2.25	0.52
4:BY:706:GLN:C	4:BY:708:PHE:N	2.62	0.52
4:BZ:575:ILE:HG23	4:BZ:576:SER:N	2.25	0.52
4:BZ:2:ALA:HA	4:BZ:5:ILE:HG23	1.92	0.52
4:BZ:745:LEU:C	4:BZ:747:SER:N	2.63	0.52
4:BY:263:LYS:CB	4:BY:477:ASN:CG	2.78	0.52
3:BM:174:TYR:HD1	3:BM:198:LEU:HD12	1.62	0.52
1:AA:384:ALA:O	1:AA:385:ALA:C	2.48	0.52
1:AA:669:LEU:HA	1:AA:672:LEU:HD12	1.90	0.52
1:AB:498:ARG:O	1:AB:502:VAL:HB	2.10	0.52
3:BQ:255:ARG:CD	3:BQ:257:ASN:ND2	2.72	0.52
2:AG:171:PRO:CG	3:BJ:314:SER:CB	2.77	0.52
2:AH:164:PHE:H	3:BK:61:GLY:CA	2.23	0.52
3:BL:263:VAL:CG1	3:BL:289:TRP:HB2	2.40	0.52
1:AB:124:ARG:C	1:AB:125:ILE:HG13	2.29	0.52
1:AB:246:HIS:ND1	1:AB:247:PRO:HD2	2.25	0.52
2:AO:22:THR:CG2	2:AO:73:LEU:HD12	2.40	0.52
1:AA:339:LEU:O	1:AA:340:VAL:C	2.47	0.52
1:AA:546:LEU:HD13	1:AA:584:LEU:HD23	1.90	0.52
1:AB:711:GLN:HE21	1:AB:818:VAL:HG11	1.75	0.52

*Continued on next page...*



*Continued from previous page...*

Atom-1	Atom-2	Interatomic distance (Å)	Clash overlap (Å)
1:AA:447:TYR:HH	1:AA:458:ILE:HG23	1.74	0.52
1:AB:293:PRO:C	1:AB:295:THR:N	2.63	0.52
4:BX:251:ASN:OD1	4:BY:269:ARG:CZ	2.58	0.52
3:BM:156:ALA:HB1	3:BM:269:LEU:HD21	1.90	0.52
1:AA:275:PRO:HG2	1:AA:278:ILE:HD11	1.92	0.52
2:AD:150:PHE:N	2:AD:150:PHE:CD1	2.78	0.52
2:AJ:167:ASN:ND2	2:AJ:178:GLY:HA2	2.23	0.52
2:AJ:128:ASN:ND2	2:AK:19:VAL:HG21	2.25	0.52
2:AC:129:PHE:CD1	2:AC:129:PHE:C	2.83	0.52
2:AD:123:LYS:HG3	2:AD:124:PHE:CD1	2.45	0.52
4:BX:533:GLY:C	4:BX:535:LYS:H	2.13	0.52
3:BG:174:TYR:OH	3:BG:202:THR:OG1	2.21	0.52
2:AO:124:PHE:O	2:AO:127:ILE:HG13	2.09	0.52
3:BG:317:LEU:CD2	3:BO:325:ARG:O	2.57	0.52
4:BY:541:ALA:CA	4:BY:544:MET:HB2	2.40	0.52
4:BZ:754:GLU:O	4:BZ:755:PHE:C	2.49	0.52
3:BM:174:TYR:CG	3:BM:198:LEU:CD1	2.89	0.52
3:BF:307:ILE:HA	3:BF:310:MET:HE3	1.90	0.52
3:BH:81:LEU:HD13	3:BH:307:ILE:HD11	1.91	0.52
2:AJ:171:PRO:CB	3:BM:312:LYS:HZ2	2.23	0.52
1:AA:654:ILE:CG1	1:AA:655:SER:N	2.47	0.52
1:AB:548:ARG:HH11	1:AB:878:ASN:N	2.05	0.52
3:BQ:170:ILE:HG12	3:BQ:237:LEU:HD23	1.91	0.52
3:BJ:159:ILE:CG2	3:BJ:258:VAL:HB	2.40	0.52
3:BJ:261:ILE:CG1	3:BJ:285:MET:CG	2.75	0.52
3:BJ:313:ARG:HB3	3:BJ:316:SER:HB3	1.92	0.52
3:BI:268:VAL:HG13	3:BI:269:LEU:H	1.72	0.52
1:AB:96:PRO:O	1:AB:652:PHE:HB3	2.10	0.52
1:AB:122:LEU:HD11	1:AB:200:VAL:HG12	1.92	0.52
1:AB:122:LEU:HD12	1:AB:124:ARG:HH21	1.75	0.52
1:AB:117:LYS:O	1:AB:118:LYS:C	2.48	0.52
1:AA:869:VAL:HG13	1:AA:873:ASN:HA	1.92	0.52
2:AO:381:ASN:O	2:AO:385:VAL:HB	2.10	0.52
2:AL:381:ASN:O	2:AL:385:VAL:HB	2.10	0.52
2:AO:54:LEU:HD12	2:AO:55:PRO:HD2	1.92	0.52
3:BN:163:TRP:CZ3	3:BN:251:LYS:HB2	2.45	0.51
3:BQ:174:TYR:CG	3:BQ:198:LEU:CD1	2.90	0.51
3:BI:174:TYR:HD1	3:BI:198:LEU:HD12	1.63	0.51
3:BL:128:SER:HA	3:BL:155:LEU:HD13	1.88	0.51
3:BL:159:ILE:HB	3:BL:258:VAL:CG2	2.38	0.51
4:BX:537:THR:HB	4:BX:540:ALA:HB3	1.92	0.51

*Continued on next page...*



*Continued from previous page...*

Atom-1	Atom-2	Interatomic distance (Å)	Clash overlap (Å)
4:BZ:540:ALA:O	4:BZ:542:LYS:N	2.44	0.51
3:BQ:81:LEU:HD13	3:BQ:307:ILE:HD11	1.91	0.51
3:BH:258:VAL:CG2	3:BH:259:ALA:H	2.22	0.51
3:BJ:150:LEU:CD2	3:BK:290:LYS:CG	2.85	0.51
3:BI:267:ASP:H	3:BI:286:ARG:NH1	2.08	0.51
2:AC:167:ASN:ND2	2:AC:178:GLY:HA2	2.23	0.51
1:AB:653:ASP:CG	1:AB:653:ASP:O	2.47	0.51
1:AB:95:ILE:HG22	1:AB:97:THR:OG1	2.09	0.51
2:AH:76:ASN:CB	2:AJ:76:ASN:CB	2.69	0.51
3:BI:150:LEU:HD22	3:BJ:290:LYS:CA	2.40	0.51
2:AI:106:ARG:CD	2:AI:106:ARG:H	2.12	0.51
2:AK:151:THR:C	2:AK:152:PHE:CD1	2.84	0.51
2:AC:4:LEU:O	2:AC:5:TYR:C	2.49	0.51
2:AM:123:LYS:HG3	2:AM:124:PHE:CD1	2.45	0.51
2:AE:381:ASN:O	2:AE:385:VAL:HB	2.10	0.51
2:AD:203:ALA:O	2:AD:205:ILE:HG13	2.10	0.51
3:BI:208:LEU:O	3:BI:210:THR:N	2.44	0.51
3:BP:208:LEU:O	3:BP:210:THR:N	2.44	0.51
2:AG:41:MET:O	2:AG:42:ASN:C	2.48	0.51
2:AM:215:ARG:HG3	2:AM:371:ILE:O	2.09	0.51
3:BN:84:TYR:HH	3:BN:134:TYR:HD1	1.58	0.51
3:BP:257:ASN:HD21	3:BP:313:ARG:NH2	2.03	0.51
3:BO:162:GLU:CB	3:BO:253:GLY:O	2.50	0.51
3:BF:315:ARG:HG2	3:BF:317:LEU:HB2	1.92	0.51
3:BA:174:TYR:HD1	3:BA:234:ASN:HB3	1.75	0.51
3:BI:234:ASN:O	3:BI:235:HIS:CD2	2.60	0.51
4:BX:583:SER:CB	4:BX:593:ASP:HB3	2.23	0.51
4:BX:581:ILE:HG21	4:BX:594:VAL:HA	1.92	0.51
4:BY:697:THR:O	4:BY:698:PHE:HB2	2.10	0.51
4:BY:704:ASP:OD2	4:BY:707:LYS:CG	2.58	0.51
4:BZ:1:MET:HG3	4:BZ:522:LEU:N	2.24	0.51
4:BZ:589:SER:O	4:BZ:590:ALA:C	2.49	0.51
2:AD:171:PRO:HG3	3:BH:312:LYS:NZ	2.25	0.51
1:AA:113:PRO:CD	1:AA:609:ASN:HB3	2.40	0.51
1:AA:647:LYS:O	1:AA:649:LEU:N	2.44	0.51
3:BM:258:VAL:CG2	3:BM:259:ALA:H	2.22	0.51
2:AG:171:PRO:CD	3:BJ:314:SER:OG	2.56	0.51
3:BI:121:TYR:CB	3:BI:127:PHE:HB2	2.38	0.51
1:AB:527:ARG:HH11	1:AB:527:ARG:HG3	1.75	0.51
3:BO:290:LYS:HB3	3:BQ:150:LEU:CD2	2.39	0.51
2:AI:168:ARG:HA	3:BJ:52:ASN:N	2.26	0.51

*Continued on next page...*



*Continued from previous page...*

Atom-1	Atom-2	Interatomic distance (Å)	Clash overlap (Å)
1:AB:630:ARG:C	1:AB:632:ASN:H	2.13	0.51
1:AA:527:ARG:CZ	1:AA:527:ARG:HB2	2.39	0.51
3:BL:252:LEU:C	3:BL:253:GLY:O	2.48	0.51
4:BX:66:ASP:HB3	4:BX:285:GLY:O	2.10	0.51
1:AA:450:GLY:O	1:AA:451:ASP:HB2	2.10	0.51
1:AA:340:VAL:HB	1:AA:587:LEU:CD2	2.40	0.51
3:BI:290:LYS:CA	3:BK:150:LEU:HD22	2.40	0.51
2:AL:203:ALA:O	2:AL:205:ILE:HG13	2.10	0.51
3:BJ:144:TYR:HD1	3:BJ:265:GLY:HA3	1.74	0.51
3:BH:144:TYR:HD1	3:BH:265:GLY:HA3	1.75	0.51
3:BO:285:MET:CA	3:BO:285:MET:CE	2.88	0.51
1:AA:145:ARG:HB3	1:AA:147:TYR:CE1	2.41	0.51
2:AI:4:LEU:O	2:AI:5:TYR:C	2.49	0.51
3:BA:208:LEU:O	3:BA:210:THR:N	2.44	0.51
2:AK:215:ARG:HG3	2:AK:371:ILE:O	2.09	0.51
2:AE:109:ILE:HB	2:AE:380:ASP:HB3	1.93	0.51
2:AH:123:LYS:HG3	2:AH:124:PHE:CD1	2.44	0.51
3:BA:76:PHE:CZ	3:BA:109:LYS:O	2.64	0.51
3:BI:70:SER:O	3:BI:71:THR:CB	2.58	0.51
3:BN:165:CYS:HA	3:BN:249:CYS:HA	1.91	0.51
3:BG:159:ILE:CG2	3:BG:258:VAL:HB	2.40	0.51
4:BX:581:ILE:O	4:BX:582:ARG:CB	2.58	0.51
4:BX:708:PHE:O	4:BX:709:ALA:C	2.48	0.51
4:BY:618:ARG:CG	4:BY:618:ARG:HH11	2.22	0.51
4:BY:630:GLY:O	4:BY:632:ASN:ND2	2.44	0.51
4:BZ:15:THR:O	4:BZ:16:VAL:C	2.48	0.51
2:AK:145:ARG:CD	2:AL:143:ASN:C	2.79	0.51
3:BM:81:LEU:HD13	3:BM:307:ILE:HD11	1.91	0.51
1:AB:322:THR:HG22	1:AB:390:ARG:HD3	1.93	0.51
1:AB:550:LEU:O	1:AB:551:ALA:C	2.48	0.51
3:BP:125:ALA:C	3:BP:223:LYS:HZ2	2.13	0.51
2:AK:203:ALA:O	2:AK:205:ILE:HG13	2.09	0.51
4:BY:274:ARG:HD2	4:BY:303:TYR:CD1	2.45	0.51
4:BY:272:THR:OG1	4:BY:305:TYR:CD2	2.62	0.51
1:AB:774:LEU:HD21	1:AB:821:SER:HA	1.93	0.51
3:BN:175:TYR:HE1	3:BN:237:LEU:CB	2.20	0.51
2:AM:150:PHE:N	2:AM:150:PHE:CD1	2.78	0.51
2:AJ:150:PHE:N	2:AJ:150:PHE:CD1	2.78	0.51
2:AN:76:ASN:HB2	2:AO:76:ASN:HB2	1.92	0.51
2:AK:4:LEU:O	2:AK:5:TYR:C	2.48	0.51
3:BA:275:PRO:CD	3:BA:276:THR:H	2.23	0.51

*Continued on next page...*



*Continued from previous page...*

Atom-1	Atom-2	Interatomic distance (Å)	Clash overlap (Å)
4:BX:7:ARG:CD	4:BX:625:ALA:HA	2.39	0.51
1:AA:364:THR:HG22	1:AA:364:THR:O	2.10	0.51
1:AA:834:ASP:O	1:AA:838:SER:HB2	2.09	0.51
2:AM:360:VAL:O	2:AM:378:ARG:HD3	2.11	0.51
2:AL:9:LYS:O	2:AL:13:ASP:HB2	2.10	0.51
2:AL:164:PHE:H	3:BP:61:GLY:HA3	1.76	0.51
3:BG:76:PHE:CZ	3:BG:109:LYS:O	2.64	0.51
4:BX:540:ALA:O	4:BX:544:MET:CB	2.41	0.51
4:BX:649:THR:CB	4:BX:650:GLN:NE2	2.58	0.51
4:BX:700:GLU:O	4:BX:701:ILE:HB	2.09	0.51
4:BY:715:SER:OG	4:BZ:750:ARG:NE	2.43	0.51
4:BY:743:ASN:C	4:BY:745:LEU:H	2.13	0.51
3:BP:96:ASN:HB2	4:BX:39:PRO:HG2	1.91	0.51
3:BJ:275:PRO:CD	3:BJ:276:THR:H	2.23	0.51
3:BK:158:LEU:CD1	3:BK:224:LEU:CD1	2.83	0.51
3:BQ:261:ILE:CG1	3:BQ:285:MET:CG	2.76	0.51
4:BY:359:SER:CB	4:BY:362:PHE:CE1	2.85	0.51
4:BY:51:GLY:HA2	4:BY:421:LEU:HD21	1.92	0.51
4:BY:419:VAL:HG12	4:BY:420:SER:H	1.70	0.51
1:AA:127:GLU:HB3	1:AA:151:LYS:HE3	1.93	0.51
1:AA:392:MET:O	1:AA:420:ILE:HG23	2.08	0.51
1:AB:170:TYR:CE1	1:AB:682:PHE:HB2	2.46	0.51
1:AA:298:TYR:O	1:AA:299:ILE:HB	2.11	0.51
1:AA:548:ARG:HH11	1:AA:877:MET:H	1.56	0.51
3:BA:85:TYR:CE2	3:BA:118:PHE:HB3	2.46	0.51
1:AB:135:ARG:O	1:AB:138:GLY:N	2.38	0.51
1:AB:812:VAL:HG13	1:AB:813:ALA:H	1.75	0.51
1:AA:141:GLU:O	1:AA:142:LEU:HB2	2.09	0.51
1:AB:94:THR:HG23	1:AB:658:PRO:HG2	1.91	0.51
2:AG:128:ASN:ND2	2:AH:19:VAL:HG21	2.25	0.51
2:AL:6:SER:OG	2:AL:128:ASN:HA	2.10	0.51
2:AC:6:SER:OG	2:AC:128:ASN:HA	2.10	0.51
2:AL:97:MET:O	2:AL:101:VAL:HG13	2.10	0.51
2:AK:381:ASN:O	2:AK:385:VAL:HB	2.10	0.51
2:AJ:145:ARG:O	2:AJ:146:GLN:HG3	2.09	0.51
3:BM:208:LEU:O	3:BM:210:THR:N	2.43	0.51
3:BL:208:LEU:O	3:BL:210:THR:N	2.44	0.51
3:BG:208:LEU:O	3:BG:210:THR:N	2.44	0.51
1:AB:286:LEU:O	1:AB:287:ASN:ND2	2.44	0.51
4:BX:268:ASN:O	4:BX:269:ARG:HG2	2.10	0.51
4:BX:365:MET:O	4:BX:365:MET:HG2	2.11	0.51

*Continued on next page...*



*Continued from previous page...*

Atom-1	Atom-2	Interatomic distance (Å)	Clash overlap (Å)
2:AH:9:LYS:O	2:AH:13:ASP:HB2	2.11	0.51
3:BN:57:LEU:CG	3:BN:58:PRO:CD	2.83	0.51
3:BO:205:ILE:CD1	3:BP:104:GLN:HB2	2.30	0.51
3:BF:162:GLU:HG3	3:BF:315:ARG:HD3	1.93	0.51
3:BQ:174:TYR:CD1	3:BQ:198:LEU:HD13	2.36	0.51
4:BX:589:SER:O	4:BX:590:ALA:C	2.48	0.51
4:BY:582:ARG:HB3	4:BY:596:THR:HG22	1.92	0.51
4:BY:692:ALA:O	4:BY:699:ASP:O	2.29	0.51
3:BK:66:ALA:HB1	4:BZ:599:THR:OG1	2.11	0.51
4:BZ:743:ASN:C	4:BZ:745:LEU:H	2.12	0.51
4:BX:262:TRP:CZ3	4:BX:473:LEU:O	2.63	0.51
3:BP:96:ASN:CB	4:BX:39:PRO:HB3	2.40	0.51
3:BL:174:TYR:HE1	3:BL:234:ASN:HB2	1.72	0.51
3:BK:123:ASP:OD1	3:BK:126:SER:N	2.40	0.51
1:AA:465:ASN:HB3	1:AA:468:VAL:HB	1.92	0.51
1:AA:473:HIS:HE1	2:AG:24:TYR:CD2	2.18	0.51
1:AA:204:THR:O	1:AA:244:ILE:HD12	2.11	0.51
1:AA:250:HIS:ND1	1:AA:840:HIS:CB	2.73	0.51
4:BX:66:ASP:OD1	4:BX:66:ASP:N	2.43	0.51
1:AA:408:MET:HB3	1:AA:471:TRP:CZ2	2.46	0.51
3:BJ:143:LYS:HG3	3:BJ:289:TRP:CZ3	2.45	0.51
1:AA:368:THR:HG22	1:AA:368:THR:O	2.11	0.51
2:AE:151:THR:C	2:AE:152:PHE:CD1	2.84	0.51
2:AG:152:PHE:N	2:AG:152:PHE:CD1	2.78	0.51
2:AN:151:THR:C	2:AN:152:PHE:CD1	2.84	0.51
1:AB:603:TYR:O	1:AB:606:VAL:CG2	2.56	0.51
1:AA:183:LEU:CD1	1:AA:844:SER:OG	2.56	0.51
2:AK:310:ASN:CB	3:BN:180:GLU:CD	2.79	0.51
2:AJ:12:LYS:C	2:AJ:14:ALA:N	2.60	0.51
2:AM:381:ASN:O	2:AM:385:VAL:HB	2.10	0.51
3:BO:75:THR:CG2	3:BO:79:SER:OG	2.57	0.51
4:BY:143:VAL:CG1	4:BY:152:TYR:HB3	2.41	0.51
2:AJ:203:ALA:O	2:AJ:205:ILE:HG13	2.10	0.51
2:AG:360:VAL:O	2:AG:378:ARG:HD3	2.11	0.51
1:AA:467:GLN:HB2	1:AA:515:ARG:HD2	1.91	0.51
2:AH:109:ILE:HB	2:AH:380:ASP:HB3	1.93	0.51
2:AJ:360:VAL:O	2:AJ:378:ARG:HD3	2.11	0.51
1:AA:494:ASN:CG	1:AA:495:ASP:N	2.63	0.51
2:AF:9:LYS:O	2:AF:13:ASP:HB2	2.10	0.51
3:BP:159:ILE:CG2	3:BP:258:VAL:HB	2.40	0.51
3:BP:259:ALA:HB1	3:BP:285:MET:HE3	1.92	0.51

*Continued on next page...*



*Continued from previous page...*

Atom-1	Atom-2	Interatomic distance (Å)	Clash overlap (Å)
4:BY:589:SER:O	4:BY:590:ALA:C	2.48	0.51
4:BY:620:ARG:O	4:BY:622:LYS:N	2.43	0.51
4:BY:708:PHE:O	4:BY:709:ALA:C	2.47	0.51
1:AA:474:PHE:HD1	2:AG:69:THR:CG2	2.20	0.51
1:AB:322:THR:HG21	1:AB:390:ARG:HA	1.93	0.51
3:BM:158:LEU:CD1	3:BM:224:LEU:CD1	2.83	0.51
3:BJ:315:ARG:O	3:BJ:325:ARG:HA	2.09	0.51
1:AA:122:LEU:CD1	1:AA:201:ASP:HB2	2.40	0.51
1:AA:122:LEU:CD1	1:AA:201:ASP:CB	2.88	0.51
1:AA:306:ASP:HB2	1:AA:614:TYR:OH	2.11	0.51
1:AA:371:ASN:HA	1:AA:374:ALA:CB	2.31	0.51
2:AK:203:ALA:HA	4:BX:775:ARG:NH2	2.15	0.51
3:BQ:87:THR:HG1	3:BQ:122:THR:HG22	1.74	0.51
4:BX:693:TYR:HD1	4:BX:693:TYR:N	2.08	0.51
2:AI:12:LYS:O	2:AI:14:ALA:N	2.44	0.51
2:AC:97:MET:O	2:AC:101:VAL:HG13	2.10	0.51
2:AF:131:ASN:N	2:AF:131:ASN:HD22	2.09	0.51
2:AN:163:SER:CB	3:BO:62:SER:HA	2.41	0.51
2:AK:109:ILE:HB	2:AK:380:ASP:HB3	1.93	0.51
3:BO:208:LEU:O	3:BO:210:THR:N	2.44	0.51
3:BG:271:ILE:HD11	3:BG:279:PRO:HG2	0.58	0.51
3:BP:258:VAL:CG2	3:BP:259:ALA:H	2.22	0.51
3:BP:256:GLU:CB	3:BP:311:SER:O	2.59	0.51
4:BX:710:ASP:C	4:BX:712:VAL:N	2.64	0.51
4:BZ:13:SER:O	4:BZ:16:VAL:N	2.43	0.51
4:BZ:555:SER:OG	4:BZ:556:GLY:N	2.43	0.51
4:BZ:686:THR:HG22	4:BZ:687:ASP:N	2.26	0.51
3:BJ:76:PHE:CZ	3:BJ:109:LYS:O	2.64	0.51
3:BP:174:TYR:CG	3:BP:198:LEU:CD1	2.91	0.51
3:BK:258:VAL:CG2	3:BK:259:ALA:H	2.22	0.51
1:AB:422:GLU:O	1:AB:425:VAL:HB	2.10	0.51
1:AB:506:LEU:HD21	1:AB:543:LEU:C	2.31	0.51
3:BJ:158:LEU:CD1	3:BJ:224:LEU:CD1	2.83	0.51
2:AJ:41:MET:O	2:AJ:42:ASN:C	2.48	0.51
1:AB:457:GLN:HB2	1:AB:476:ASN:HD22	1.60	0.51
4:BY:488:VAL:CB	4:BZ:448:TYR:CD1	2.94	0.51
3:BH:252:LEU:HG	3:BH:253:GLY:H	1.74	0.51
1:AA:401:TYR:HA	1:AA:404:LEU:HD13	1.93	0.51
1:AA:863:VAL:HG12	1:AA:864:GLU:N	2.25	0.51
3:BJ:172:LEU:HB2	3:BJ:173:TYR:CE1	2.45	0.51
2:AD:152:PHE:CD1	2:AD:152:PHE:N	2.78	0.51

*Continued on next page...*



*Continued from previous page...*

Atom-1	Atom-2	Interatomic distance (Å)	Clash overlap (Å)
2:AJ:4:LEU:O	2:AJ:5:TYR:C	2.49	0.51
1:AB:731:GLN:HE22	1:AB:757:VAL:HG22	1.75	0.51
2:AD:128:ASN:ND2	2:AE:19:VAL:HG21	2.25	0.51
2:AI:131:ASN:N	2:AI:131:ASN:HD22	2.09	0.51
2:AK:8:SER:C	2:AK:10:THR:N	2.64	0.51
2:AD:381:ASN:O	2:AD:385:VAL:HB	2.10	0.51
2:AF:381:ASN:O	2:AF:385:VAL:HB	2.10	0.51
1:AB:676:ILE:O	1:AB:680:ASP:HB2	2.11	0.51
3:BN:208:LEU:O	3:BN:210:THR:N	2.44	0.51
3:BH:208:LEU:O	3:BH:210:THR:N	2.44	0.51
3:BN:85:TYR:CE1	3:BN:120:GLU:HG2	2.46	0.51
3:BP:85:TYR:CE1	3:BP:120:GLU:HG2	2.46	0.51
3:BN:158:LEU:CD1	3:BN:224:LEU:CD1	2.83	0.51
3:BN:310:MET:O	3:BN:311:SER:CB	2.59	0.51
3:BN:76:PHE:CZ	3:BN:109:LYS:O	2.64	0.51
3:BO:258:VAL:CG2	3:BO:259:ALA:H	2.22	0.51
3:BL:159:ILE:CB	3:BL:258:VAL:HG21	2.39	0.51
4:BX:632:ASN:HD22	4:BX:632:ASN:N	2.08	0.51
4:BZ:759:ASP:O	4:BZ:760:ASN:CB	2.58	0.51
2:AD:171:PRO:CB	3:BH:312:LYS:HZ2	2.24	0.51
3:BK:128:SER:HB2	3:BK:224:LEU:HD22	1.93	0.51
3:BM:133:LEU:HD12	3:BM:255:ARG:HH21	1.75	0.51
4:BX:350:TYR:CZ	4:BX:427:ARG:HD2	2.35	0.51
1:AA:769:SER:O	1:AA:771:VAL:N	2.43	0.51
1:AB:170:TYR:CE1	1:AB:681:ILE:CG2	2.94	0.51
1:AB:745:ALA:CB	1:AB:748:THR:HB	2.29	0.51
1:AA:332:VAL:HG11	1:AA:557:LEU:HD21	1.93	0.51
4:BX:442:THR:CG2	4:BX:443:ARG:N	2.74	0.51
1:AA:535:LEU:O	1:AA:539:ARG:CG	2.59	0.51
3:BA:85:TYR:CE1	3:BA:120:GLU:HG2	2.46	0.51
3:BO:123:ASP:OD1	3:BO:126:SER:N	2.40	0.51
1:AB:699:ILE:HD13	1:AB:699:ILE:N	2.25	0.51
4:BY:42:GLN:CG	4:BZ:329:ASN:O	2.59	0.51
2:AM:4:LEU:O	2:AM:5:TYR:C	2.49	0.51
2:AM:128:ASN:ND2	2:AN:19:VAL:HG21	2.25	0.51
2:AL:12:LYS:O	2:AL:14:ALA:N	2.44	0.51
2:AN:8:SER:C	2:AN:10:THR:N	2.64	0.51
2:AI:203:ALA:O	2:AI:205:ILE:HG13	2.10	0.51
3:BK:208:LEU:O	3:BK:210:THR:N	2.44	0.51
2:AO:123:LYS:HG3	2:AO:124:PHE:CD1	2.45	0.51
4:BZ:508:LEU:HD11	4:BZ:647:ARG:HG2	1.93	0.51

*Continued on next page...*



*Continued from previous page...*

Atom-1	Atom-2	Interatomic distance (Å)	Clash overlap (Å)
3:BG:78:THR:O	3:BG:78:THR:HG22	2.10	0.51
2:AI:9:LYS:O	2:AI:13:ASP:HB2	2.10	0.51
3:BF:85:TYR:CE1	3:BF:120:GLU:HG2	2.46	0.51
2:AF:246:THR:CG2	3:BI:67:TYR:HE2	2.23	0.51
2:AC:360:VAL:O	2:AC:378:ARG:HD3	2.11	0.51
3:BA:117:TYR:CD1	3:BQ:167:PRO:HG2	2.46	0.51
4:BX:581:ILE:HG23	4:BX:597:GLN:CB	2.41	0.51
4:BX:634:ASP:O	4:BX:637:SER:N	2.44	0.51
4:BX:637:SER:O	4:BX:640:VAL:N	2.44	0.51
4:BY:2:ALA:HA	4:BY:5:ILE:HG23	1.91	0.51
4:BY:692:ALA:HB3	4:BY:701:ILE:HG23	1.92	0.51
4:BZ:680:GLU:HB3	4:BZ:682:PHE:HE1	1.75	0.51
3:BM:205:ILE:CD1	3:BN:104:GLN:HB2	2.31	0.51
3:BH:275:PRO:CD	3:BH:276:THR:H	2.22	0.51
3:BH:76:PHE:CZ	3:BH:109:LYS:O	2.64	0.51
3:BK:129:VAL:C	3:BK:131:PRO:CD	2.75	0.51
1:AA:108:LEU:HD21	1:AA:324:SER:HB3	1.92	0.51
1:AA:415:PRO:HB3	1:AA:479:GLN:HA	1.93	0.51
1:AB:502:VAL:HG12	1:AB:504:ASN:ND2	2.26	0.51
1:AB:506:LEU:HD23	1:AB:544:VAL:CA	2.39	0.51
3:BL:275:PRO:CD	3:BL:276:THR:H	2.22	0.51
3:BI:255:ARG:NE	3:BI:257:ASN:HD22	2.09	0.51
3:BK:275:PRO:CD	3:BK:276:THR:H	2.23	0.51
1:AA:127:GLU:OE2	1:AA:151:LYS:HG2	2.11	0.51
3:BF:263:VAL:CG1	3:BF:289:TRP:HB2	2.40	0.51
1:AA:725:ARG:HB3	1:AA:828:GLN:OE1	2.11	0.51
3:BL:150:LEU:O	3:BL:154:GLU:HG2	2.11	0.51
3:BI:150:LEU:O	3:BI:154:GLU:HG2	2.11	0.51
3:BJ:263:VAL:HG11	3:BJ:289:TRP:HE3	1.76	0.51
2:AI:106:ARG:N	2:AI:106:ARG:HD3	2.14	0.51
1:AA:428:GLN:NE2	1:AA:455:PRO:HD2	2.25	0.51
4:BX:33:VAL:CG2	4:BX:33:VAL:O	2.55	0.51
1:AB:845:ASN:CG	1:AB:848:PHE:HZ	2.14	0.51
2:AM:41:MET:O	2:AM:42:ASN:C	2.48	0.51
2:AD:41:MET:O	2:AD:42:ASN:C	2.48	0.51
2:AE:9:LYS:O	2:AE:13:ASP:HB2	2.11	0.51
2:AC:354:ALA:HB1	4:BY:731:ASN:OD1	2.10	0.51
2:AK:360:VAL:O	2:AK:378:ARG:HD3	2.11	0.51
4:BY:254:ILE:CG2	4:BY:255:VAL:N	2.74	0.51
3:BN:53:TYR:O	3:BN:53:TYR:CD1	2.64	0.51
4:BY:644:LYS:C	4:BY:646:ASP:N	2.65	0.51

*Continued on next page...*



*Continued from previous page...*

Atom-1	Atom-2	Interatomic distance (Å)	Clash overlap (Å)
3:BI:307:ILE:HA	3:BI:310:MET:HE3	1.93	0.51
3:BI:76:PHE:CZ	3:BI:109:LYS:O	2.64	0.51
3:BH:128:SER:HB2	3:BH:224:LEU:HD22	1.93	0.51
1:AB:392:MET:HA	1:AB:573:THR:HG23	1.93	0.51
3:BI:132:GLN:O	3:BI:133:LEU:C	2.50	0.51
3:BI:258:VAL:CG2	3:BI:259:ALA:H	2.22	0.51
1:AB:460:GLU:C	1:AB:462:GLN:N	2.62	0.51
1:AA:178:PRO:CG	1:AA:256:PHE:CE2	2.84	0.51
1:AB:122:LEU:HD21	1:AB:200:VAL:CG1	2.40	0.51
3:BM:150:LEU:O	3:BM:154:GLU:HG2	2.11	0.51
2:AD:310:ASN:HB3	3:BH:180:GLU:OE2	2.10	0.51
3:BL:170:ILE:CD1	3:BL:237:LEU:HD23	2.41	0.51
2:AD:70:LEU:CD1	2:AD:71:LEU:N	2.72	0.51
2:AJ:152:PHE:CD1	2:AJ:152:PHE:N	2.78	0.51
2:AH:8:SER:C	2:AH:10:THR:N	2.64	0.51
2:AF:12:LYS:O	2:AF:14:ALA:N	2.44	0.51
2:AG:381:ASN:O	2:AG:385:VAL:HB	2.10	0.51
1:AA:350:SER:OG	1:AA:355:LEU:HD12	2.11	0.51
2:AF:360:VAL:O	2:AF:378:ARG:HD3	2.11	0.51
2:AI:360:VAL:O	2:AI:378:ARG:HD3	2.11	0.51
2:AK:9:LYS:O	2:AK:13:ASP:HB2	2.10	0.51
3:BG:69:ASN:HB3	4:BY:507:ALA:CA	2.37	0.50
3:BA:174:TYR:CD1	3:BA:234:ASN:HB3	2.46	0.50
4:BX:4:LEU:O	4:BX:5:ILE:C	2.50	0.50
4:BX:680:GLU:HB3	4:BX:682:PHE:HE1	1.77	0.50
4:BY:555:SER:O	4:BY:559:ASN:ND2	2.43	0.50
4:BY:618:ARG:HA	4:BY:622:LYS:CD	2.36	0.50
4:BY:694:ARG:C	4:BY:696:GLU:H	2.14	0.50
4:BY:759:ASP:O	4:BY:760:ASN:ND2	2.45	0.50
4:BZ:618:ARG:HH11	4:BZ:618:ARG:CG	2.24	0.50
4:BZ:674:ARG:HG2	4:BZ:720:ALA:HB2	1.92	0.50
4:BZ:706:GLN:C	4:BZ:708:PHE:N	2.61	0.50
3:BF:205:ILE:CD1	3:BG:104:GLN:HB2	2.30	0.50
3:BK:76:PHE:CZ	3:BK:109:LYS:O	2.64	0.50
1:AB:282:VAL:HG13	1:AB:283:ASN:N	2.20	0.50
1:AB:322:THR:O	1:AB:323:THR:C	2.49	0.50
1:AB:874:MET:O	1:AB:875:ARG:CB	2.52	0.50
3:BN:150:LEU:O	3:BN:154:GLU:HG2	2.11	0.50
3:BJ:52:ASN:CG	3:BL:59:ILE:HD12	2.31	0.50
2:AH:255:ARG:NH1	3:BI:65:THR:OG1	2.43	0.50
1:AB:596:SER:O	1:AB:597:PRO:C	2.49	0.50

*Continued on next page...*



*Continued from previous page...*

Atom-1	Atom-2	Interatomic distance (Å)	Clash overlap (Å)
2:AG:123:LYS:HG3	2:AG:124:PHE:CD1	2.45	0.50
2:AE:12:LYS:O	2:AE:14:ALA:N	2.44	0.50
3:BQ:208:LEU:O	3:BQ:210:THR:N	2.43	0.50
3:BJ:85:TYR:CE1	3:BJ:120:GLU:HG2	2.46	0.50
2:AN:109:ILE:HB	2:AN:380:ASP:HB3	1.93	0.50
1:AA:157:ASP:O	1:AA:157:ASP:OD1	2.29	0.50
3:BQ:85:TYR:CE1	3:BQ:120:GLU:HG2	2.46	0.50
3:BP:76:PHE:CZ	3:BP:109:LYS:O	2.64	0.50
3:BF:275:PRO:CD	3:BF:276:THR:H	2.22	0.50
3:BL:76:PHE:CZ	3:BL:109:LYS:O	2.64	0.50
4:BX:522:LEU:CD1	4:BX:749:PRO:HB3	2.39	0.50
4:BX:598:ILE:HG12	4:BX:600:ASP:OD2	2.11	0.50
4:BX:644:LYS:O	4:BX:646:ASP:N	2.44	0.50
4:BX:668:ILE:CG2	4:BX:671:ARG:HD3	2.41	0.50
4:BY:2:ALA:CB	4:BY:638:ALA:CB	2.89	0.50
4:BY:5:ILE:HB	4:BY:525:LEU:O	2.11	0.50
4:BY:693:TYR:C	4:BY:694:ARG:NH1	2.64	0.50
4:BZ:686:THR:O	4:BZ:688:GLY:N	2.45	0.50
4:BX:367:TYR:CZ	4:BY:473:LEU:HD12	2.45	0.50
3:BJ:307:ILE:HD13	3:BJ:310:MET:CE	2.39	0.50
3:BF:76:PHE:CZ	3:BF:109:LYS:O	2.64	0.50
1:AA:322:THR:O	1:AA:323:THR:C	2.50	0.50
1:AB:454:THR:HG22	1:AB:455:PRO:CD	2.38	0.50
3:BQ:123:ASP:OD1	3:BQ:126:SER:N	2.40	0.50
1:AB:527:ARG:HB2	1:AB:527:ARG:CZ	2.41	0.50
3:BO:263:VAL:CG1	3:BO:289:TRP:HB2	2.40	0.50
3:BQ:150:LEU:O	3:BQ:154:GLU:HG2	2.11	0.50
1:AA:779:ASP:HA	1:AA:798:ILE:HD12	1.90	0.50
1:AA:512:GLN:O	1:AA:516:GLN:NE2	2.44	0.50
3:BH:289:TRP:HZ3	3:BH:292:TRP:NE1	2.09	0.50
1:AB:722:ASN:HB2	1:AB:824:LYS:HB3	1.93	0.50
1:AB:305:GLN:NE2	1:AB:564:ASN:CG	2.65	0.50
2:AL:220:THR:CG2	2:AL:220:THR:O	2.39	0.50
1:AA:353:LEU:CD1	1:AA:362:SER:HB2	2.35	0.50
3:BO:228:ASP:O	3:BP:294:GLN:NE2	2.41	0.50
1:AB:375:ALA:HB1	1:AB:584:LEU:HD12	1.92	0.50
4:BX:24:GLU:C	4:BX:26:GLY:H	2.14	0.50
2:AG:74:ASP:OD1	2:AG:77:TYR:HB2	2.12	0.50
2:AG:4:LEU:O	2:AG:5:TYR:C	2.49	0.50
2:AM:8:SER:C	2:AM:10:THR:N	2.65	0.50
2:AD:8:SER:C	2:AD:10:THR:N	2.65	0.50

*Continued on next page...*



*Continued from previous page...*

Atom-1	Atom-2	Interatomic distance (Å)	Clash overlap (Å)
4:BX:143:VAL:CG1	4:BX:152:TYR:HB3	2.40	0.50
2:AJ:381:ASN:O	2:AJ:385:VAL:HB	2.10	0.50
4:BZ:672:ALA:C	4:BZ:673:TYR:CD1	2.84	0.50
4:BX:7:ARG:HD2	4:BX:625:ALA:C	2.32	0.50
2:AK:253:ILE:HD13	2:AK:319:THR:HB	1.93	0.50
3:BL:85:TYR:CE1	3:BL:120:GLU:HG2	2.46	0.50
3:BM:85:TYR:CE1	3:BM:120:GLU:HG2	2.46	0.50
2:AE:253:ILE:HD13	2:AE:319:THR:HB	1.93	0.50
3:BP:158:LEU:CD1	3:BP:224:LEU:CD1	2.83	0.50
3:BL:307:ILE:HA	3:BL:310:MET:CE	2.42	0.50
4:BX:672:ALA:CB	4:BX:685:GLY:HA2	2.41	0.50
4:BX:750:ARG:HH21	4:BZ:716:PRO:CD	2.25	0.50
4:BY:641:LEU:C	4:BY:643:THR:N	2.64	0.50
3:BG:275:PRO:HD2	3:BG:276:THR:H	1.77	0.50
1:AB:503:VAL:O	1:AB:504:ASN:C	2.49	0.50
1:AB:393:SER:N	1:AB:573:THR:CG2	2.74	0.50
4:BZ:409:VAL:CG1	4:BZ:426:PHE:HD2	2.07	0.50
3:BM:275:PRO:HD2	3:BM:276:THR:H	1.77	0.50
1:AB:638:MET:CE	1:AB:666:ARG:HH12	2.23	0.50
1:AB:89:GLU:C	1:AB:91:LEU:N	2.64	0.50
1:AA:178:PRO:HD2	1:AA:256:PHE:HE2	1.76	0.50
1:AA:548:ARG:HH11	1:AA:877:MET:CA	2.24	0.50
3:BK:150:LEU:O	3:BK:154:GLU:HG2	2.11	0.50
1:AA:428:GLN:OE1	1:AA:456:PHE:HD1	1.94	0.50
3:BK:168:MET:HE2	3:BK:175:TYR:CE1	2.43	0.50
3:BP:228:ASP:O	3:BQ:294:GLN:NE2	2.41	0.50
1:AB:583:SER:O	1:AB:587:LEU:HB3	2.11	0.50
1:AB:750:MET:CE	1:AB:750:MET:CA	2.88	0.50
1:AA:602:HIS:O	1:AA:606:VAL:HG22	2.10	0.50
3:BI:170:ILE:CD1	3:BI:239:VAL:HB	2.42	0.50
2:AE:150:PHE:CD1	2:AE:150:PHE:N	2.80	0.50
2:AH:151:THR:C	2:AH:152:PHE:CD1	2.84	0.50
2:AG:203:ALA:O	2:AG:205:ILE:HG13	2.10	0.50
2:AL:131:ASN:N	2:AL:131:ASN:HD22	2.09	0.50
2:AN:381:ASN:O	2:AN:385:VAL:HB	2.10	0.50
2:AC:54:LEU:HD12	2:AC:55:PRO:CD	2.42	0.50
2:AE:148:THR:OG1	2:AE:332:GLU:HG2	2.12	0.50
2:AG:148:THR:OG1	2:AG:332:GLU:HG2	2.12	0.50
3:BG:322:PHE:CZ	3:BO:325:ARG:CD	2.94	0.50
3:BO:55:ILE:CG2	3:BO:321:ALA:HB3	2.40	0.50
3:BO:104:GLN:HB2	3:BQ:205:ILE:CD1	2.31	0.50

*Continued on next page...*



*Continued from previous page...*

Atom-1	Atom-2	Interatomic distance (Å)	Clash overlap (Å)
4:BX:541:ALA:HA	4:BX:544:MET:CB	2.40	0.50
4:BX:591:TRP:HA	4:BX:618:ARG:HD3	1.92	0.50
4:BY:633:PHE:HD2	4:BY:668:ILE:HD13	1.77	0.50
4:BY:674:ARG:HA	4:BY:682:PHE:O	2.11	0.50
4:BZ:710:ASP:C	4:BZ:712:VAL:N	2.64	0.50
4:BZ:717:VAL:CG1	4:BZ:718:ILE:H	2.20	0.50
3:BF:133:LEU:HD12	3:BF:255:ARG:HH21	1.76	0.50
3:BJ:150:LEU:O	3:BJ:154:GLU:HG2	2.11	0.50
1:AA:464:GLN:O	1:AA:465:ASN:HB2	2.10	0.50
3:BL:259:ALA:HB1	3:BL:285:MET:HE3	1.92	0.50
4:BY:358:ASP:OD1	4:BY:363:ARG:NH1	2.45	0.50
4:BY:46:ALA:H	4:BY:47:PRO:CD	2.23	0.50
3:BF:149:GLN:NE2	3:BF:269:LEU:HD22	2.24	0.50
1:AA:817:TRP:O	1:AA:818:VAL:HB	2.11	0.50
4:BZ:603:SER:O	4:BZ:604:SER:HB2	2.12	0.50
4:BX:419:VAL:CG1	4:BX:420:SER:H	2.17	0.50
2:AH:76:ASN:OD1	2:AJ:74:ASP:HB2	2.12	0.50
3:BQ:63:MET:HG3	3:BQ:65:THR:HG23	1.87	0.50
2:AO:106:ARG:N	2:AO:106:ARG:HD3	2.21	0.50
1:AA:192:ASN:O	1:AA:193:SER:CB	2.55	0.50
3:BN:170:ILE:CD1	3:BN:239:VAL:HB	2.42	0.50
3:BL:170:ILE:HG23	3:BL:237:LEU:O	2.09	0.50
2:AM:152:PHE:CD1	2:AM:152:PHE:N	2.78	0.50
4:BZ:443:ARG:HG3	4:BZ:443:ARG:O	2.11	0.50
2:AD:4:LEU:O	2:AD:5:TYR:C	2.49	0.50
2:AN:12:LYS:O	2:AN:14:ALA:N	2.45	0.50
1:AB:140:LYS:C	1:AB:142:LEU:H	2.13	0.50
2:AM:148:THR:OG1	2:AM:332:GLU:HG2	2.11	0.50
2:AJ:253:ILE:HD13	2:AJ:319:THR:HB	1.93	0.50
3:BG:85:TYR:CE1	3:BG:120:GLU:HG2	2.46	0.50
3:BN:252:LEU:CG	3:BN:253:GLY:H	2.24	0.50
4:BY:13:SER:O	4:BY:16:VAL:N	2.44	0.50
4:BY:16:VAL:CG2	4:BY:17:ASP:N	2.75	0.50
4:BY:656:LEU:O	4:BY:660:VAL:HG23	2.12	0.50
4:BZ:597:GLN:O	4:BZ:599:THR:N	2.39	0.50
3:BF:123:ASP:OD1	3:BF:126:SER:N	2.40	0.50
3:BJ:149:GLN:CG	3:BJ:150:LEU:N	2.75	0.50
3:BM:76:PHE:CZ	3:BM:109:LYS:O	2.64	0.50
1:AA:666:ARG:HA	1:AA:669:LEU:HD12	1.94	0.50
1:AB:535:LEU:O	1:AB:539:ARG:HG2	2.11	0.50
1:AB:543:LEU:HD23	1:AB:546:LEU:HD12	1.93	0.50

*Continued on next page...*



*Continued from previous page...*

Atom-1	Atom-2	Interatomic distance (Å)	Clash overlap (Å)
3:BL:261:ILE:CG1	3:BL:285:MET:CG	2.76	0.50
3:BN:275:PRO:HD2	3:BN:276:THR:H	1.77	0.50
3:BG:162:GLU:HB3	3:BG:253:GLY:C	2.32	0.50
1:AA:130:GLN:NE2	1:AA:146:TRP:CZ2	2.79	0.50
3:BO:268:VAL:HG21	3:BP:266:SER:CA	2.42	0.50
1:AB:654:ILE:C	1:AB:657:VAL:HG23	2.32	0.50
4:BX:47:PRO:CB	4:BX:420:SER:OG	2.59	0.50
3:BL:150:LEU:HD21	3:BM:290:LYS:CB	2.41	0.50
1:AA:539:ARG:NE	1:AA:586:MET:O	2.45	0.50
1:AB:717:MET:CE	1:AB:830:PRO:HD2	2.41	0.50
3:BK:170:ILE:CD1	3:BK:239:VAL:HB	2.42	0.50
2:AK:169:SER:O	3:BP:52:ASN:CB	2.51	0.50
4:BY:273:ILE:CG2	4:BY:274:ARG:N	2.74	0.50
3:BF:170:ILE:CD1	3:BF:239:VAL:HB	2.42	0.50
2:AK:310:ASN:HB2	3:BN:180:GLU:CD	2.32	0.50
3:BP:78:THR:CG2	3:BP:78:THR:O	2.60	0.50
4:BX:478:ASP:O	4:BX:481:GLN:HG2	2.11	0.50
4:BX:534:ILE:O	4:BX:535:LYS:CG	2.59	0.50
2:AO:125:LYS:C	2:AO:127:ILE:H	2.15	0.50
2:AL:253:ILE:HD13	2:AL:319:THR:HB	1.93	0.50
2:AD:253:ILE:HD13	2:AD:319:THR:HB	1.93	0.50
3:BP:307:ILE:HD13	3:BP:310:MET:CE	2.39	0.50
3:BO:55:ILE:CB	3:BO:322:PHE:HB3	2.39	0.50
3:BO:174:TYR:CG	3:BO:198:LEU:CD1	2.91	0.50
4:BX:581:ILE:HA	4:BX:597:GLN:HG2	1.92	0.50
4:BX:616:SER:O	4:BX:617:ARG:C	2.50	0.50
4:BY:549:MET:C	4:BY:551:LYS:N	2.65	0.50
4:BY:754:GLU:O	4:BY:755:PHE:C	2.50	0.50
4:BZ:637:SER:O	4:BZ:640:VAL:N	2.45	0.50
2:AD:171:PRO:CG	3:BH:312:LYS:HD2	2.41	0.50
1:AB:548:ARG:O	1:AB:551:ALA:HB3	2.12	0.50
3:BM:259:ALA:HB1	3:BM:285:MET:HE3	1.93	0.50
4:BY:270:ASP:OD2	4:BY:307:ARG:HB2	2.12	0.50
3:BM:191:CYS:HG	3:BM:244:CYS:CB	2.23	0.50
3:BL:123:ASP:OD1	3:BL:126:SER:N	2.40	0.50
2:AG:164:PHE:O	3:BJ:61:GLY:N	2.45	0.50
1:AA:718:TYR:C	1:AA:719:GLY:O	2.45	0.50
1:AA:298:TYR:O	1:AA:299:ILE:O	2.30	0.50
1:AB:122:LEU:HD11	1:AB:200:VAL:CG1	2.41	0.50
1:AA:503:VAL:HG11	1:AA:506:LEU:CB	2.41	0.50
1:AA:270:ILE:HG23	1:AA:854:LEU:CD2	2.42	0.50

*Continued on next page...*



*Continued from previous page...*

Atom-1	Atom-2	Interatomic distance (Å)	Clash overlap (Å)
2:AN:150:PHE:N	2:AN:150:PHE:CD1	2.80	0.50
1:AB:596:SER:O	1:AB:599:THR:HB	2.12	0.50
2:AE:8:SER:C	2:AE:10:THR:N	2.64	0.50
2:AK:12:LYS:O	2:AK:14:ALA:N	2.45	0.50
2:AI:54:LEU:HD12	2:AI:55:PRO:CD	2.42	0.50
2:AO:100:MET:HG3	2:AO:388:VAL:CG1	2.41	0.50
3:BJ:208:LEU:O	3:BJ:210:THR:N	2.44	0.50
3:BI:85:TYR:CE1	3:BI:120:GLU:HG2	2.46	0.50
2:AN:9:LYS:O	2:AN:13:ASP:HB2	2.11	0.50
2:AN:253:ILE:HD13	2:AN:319:THR:HB	1.93	0.50
2:AL:360:VAL:O	2:AL:378:ARG:HD3	2.11	0.50
1:AA:214:ASP:O	1:AA:215:GLU:C	2.49	0.50
3:BA:311:SER:O	3:BA:312:LYS:CB	2.60	0.50
3:BN:174:TYR:HE2	3:BN:236:LYS:CB	2.17	0.50
3:BG:272:THR:HG23	3:BG:279:PRO:CD	2.41	0.50
3:BO:275:PRO:HD2	3:BO:276:THR:H	1.77	0.50
4:BX:4:LEU:O	4:BX:6:TYR:N	2.44	0.50
4:BX:645:ILE:HG23	4:BX:651:ILE:HD13	1.93	0.50
4:BX:759:ASP:O	4:BX:760:ASN:CB	2.59	0.50
4:BY:717:VAL:CG1	4:BY:718:ILE:H	2.20	0.50
4:BZ:631:MET:HE1	4:BZ:752:LEU:HD23	1.94	0.50
4:BZ:632:ASN:HD22	4:BZ:632:ASN:N	2.10	0.50
4:BZ:698:PHE:CD2	4:BZ:731:ASN:ND2	2.79	0.50
1:AB:415:PRO:CB	1:AB:480:PHE:HB2	2.41	0.50
1:AA:817:TRP:CZ3	1:AA:819:PRO:HA	2.47	0.50
3:BO:268:VAL:HG23	3:BP:266:SER:OG	2.11	0.50
3:BH:162:GLU:HB3	3:BH:253:GLY:C	2.32	0.50
4:BZ:305:TYR:CD1	4:BZ:307:ARG:NE	2.76	0.50
3:BP:150:LEU:HD22	3:BQ:290:LYS:CA	2.41	0.50
3:BP:150:LEU:O	3:BP:154:GLU:HG2	2.12	0.50
1:AA:510:LEU:HD22	1:AA:540:LEU:HD13	1.94	0.50
3:BI:126:SER:O	3:BI:129:VAL:CG2	2.59	0.50
3:BG:150:LEU:O	3:BG:154:GLU:HG2	2.11	0.50
3:BL:294:GLN:NE2	3:BN:228:ASP:O	2.41	0.50
4:BX:353:VAL:O	4:BX:424:LEU:O	2.30	0.50
2:AI:152:PHE:N	2:AI:152:PHE:CD1	2.80	0.50
2:AF:152:PHE:N	2:AF:152:PHE:CD1	2.80	0.50
1:AA:265:LEU:HB3	1:AA:296:ALA:HB3	1.92	0.50
2:AG:150:PHE:N	2:AG:150:PHE:CD1	2.78	0.50
2:AC:12:LYS:O	2:AC:14:ALA:N	2.44	0.50
2:AE:4:LEU:O	2:AE:5:TYR:C	2.48	0.50

*Continued on next page...*



*Continued from previous page...*

Atom-1	Atom-2	Interatomic distance (Å)	Clash overlap (Å)
2:AF:4:LEU:O	2:AF:5:TYR:C	2.49	0.50
1:AA:814:ASN:O	1:AA:815:TYR:C	2.50	0.50
3:BK:75:THR:CG2	3:BK:79:SER:OG	2.59	0.50
3:BH:85:TYR:CE1	3:BH:120:GLU:HG2	2.46	0.50
2:AH:253:ILE:HD13	2:AH:319:THR:HB	1.93	0.50
4:BX:602:SER:O	4:BX:603:SER:HB3	2.11	0.50
2:AD:360:VAL:O	2:AD:378:ARG:HD3	2.11	0.50
3:BO:320:ALA:O	3:BO:321:ALA:HB2	2.11	0.50
3:BA:234:ASN:O	3:BA:235:HIS:CD2	2.60	0.50
4:BX:544:MET:C	4:BX:546:THR:N	2.65	0.50
4:BX:745:LEU:C	4:BX:747:SER:N	2.65	0.50
4:BY:644:LYS:O	4:BY:646:ASP:N	2.44	0.50
4:BY:584:VAL:CG1	4:BY:705:VAL:HB	2.36	0.50
4:BY:762:ILE:HA	4:BY:765:ASN:HD21	1.75	0.50
4:BZ:634:ASP:O	4:BZ:637:SER:N	2.45	0.50
3:BJ:310:MET:CG	3:BJ:311:SER:N	2.51	0.50
3:BP:170:ILE:CD1	3:BP:239:VAL:HB	2.42	0.50
3:BK:261:ILE:HD12	3:BK:285:MET:SD	2.52	0.50
1:AA:744:TYR:C	1:AA:746:GLN:N	2.64	0.50
1:AB:419:PHE:HB2	1:AB:424:LEU:HD11	1.94	0.50
4:BY:357:ASP:OD2	4:BY:362:PHE:CD2	2.65	0.50
1:AA:763:LEU:HD23	1:AA:764:PRO:CD	2.42	0.50
3:BO:268:VAL:HG12	3:BO:269:LEU:CA	2.38	0.50
1:AB:108:LEU:C	1:AB:110:ASP:N	2.65	0.50
1:AA:333:VAL:HB	1:AA:380:LYS:HG2	1.93	0.50
2:AC:238:ILE:CG2	3:BG:63:MET:CE	2.87	0.50
1:AA:434:THR:C	1:AA:438:PRO:HG3	2.32	0.50
1:AA:434:THR:CG2	1:AA:434:THR:O	2.59	0.50
1:AA:510:LEU:HD11	1:AA:537:SER:CB	2.42	0.50
3:BO:150:LEU:O	3:BO:154:GLU:HG2	2.12	0.50
1:AB:305:GLN:HA	1:AB:305:GLN:OE1	2.12	0.50
3:BM:267:ASP:CB	3:BM:286:ARG:CZ	2.90	0.50
1:AA:369:GLY:O	1:AA:370:ILE:C	2.49	0.50
1:AB:771:VAL:CG2	1:AB:809:PHE:O	2.59	0.50
2:AO:12:LYS:O	2:AO:14:ALA:N	2.45	0.50
3:BA:263:VAL:CG1	3:BA:289:TRP:HB2	2.40	0.50
4:BX:369:ARG:HH11	4:BX:369:ARG:HG2	1.77	0.50
2:AD:12:LYS:O	2:AD:14:ALA:N	2.45	0.50
4:BZ:672:ALA:CB	4:BZ:685:GLY:HA2	2.42	0.50
3:BN:208:LEU:C	3:BN:210:THR:N	2.66	0.50
1:AA:289:ASP:O	1:AA:290:ARG:HG2	2.12	0.50

*Continued on next page...*



*Continued from previous page...*

Atom-1	Atom-2	Interatomic distance (Å)	Clash overlap (Å)
2:AO:253:ILE:HD13	2:AO:319:THR:HB	1.93	0.50
3:BN:161:ASN:C	3:BN:255:ARG:HG2	2.32	0.50
4:BX:582:ARG:CZ	4:BX:584:VAL:HG23	2.42	0.50
4:BX:582:ARG:O	4:BX:593:ASP:HB2	2.12	0.50
4:BY:580:SER:O	4:BY:597:GLN:CG	2.48	0.50
4:BY:584:VAL:O	4:BY:709:ALA:CB	2.58	0.50
4:BZ:564:LEU:HD22	4:BZ:622:LYS:CG	2.42	0.50
3:BJ:268:VAL:CB	3:BK:266:SER:HA	2.42	0.50
1:AB:510:LEU:HD11	1:AB:537:SER:CA	2.42	0.50
3:BF:268:VAL:O	3:BF:269:LEU:CD2	2.58	0.50
3:BJ:123:ASP:OD1	3:BJ:126:SER:N	2.40	0.50
3:BH:150:LEU:O	3:BH:154:GLU:HG2	2.11	0.50
1:AA:391:THR:O	1:AA:573:THR:HA	2.12	0.50
1:AA:694:ARG:HA	1:AA:701:GLN:NE2	2.27	0.50
1:AA:822:THR:O	1:AA:823:THR:OG1	2.21	0.50
2:AI:76:ASN:HB2	2:AM:76:ASN:HB3	1.93	0.50
1:AA:452:PRO:O	1:AA:453:GLN:OE1	2.30	0.50
1:AA:548:ARG:HH11	1:AA:877:MET:HA	1.77	0.50
3:BL:69:ASN:HD21	4:BX:507:ALA:CA	2.12	0.50
1:AB:699:ILE:HD12	1:AB:763:LEU:O	2.12	0.50
3:BF:228:ASP:O	3:BG:294:GLN:NE2	2.41	0.50
3:BJ:228:ASP:O	3:BK:294:GLN:NE2	2.41	0.50
2:AC:152:PHE:CD1	2:AC:152:PHE:N	2.80	0.50
2:AG:22:THR:HG22	2:AG:73:LEU:CD1	2.42	0.50
3:BQ:275:PRO:HD2	3:BQ:276:THR:H	1.76	0.50
2:AG:12:LYS:O	2:AG:14:ALA:N	2.45	0.50
1:AB:486:ASP:HA	2:AI:70:LEU:HD21	1.94	0.50
2:AN:4:LEU:O	2:AN:5:TYR:C	2.48	0.50
2:AH:12:LYS:O	2:AH:14:ALA:N	2.44	0.50
3:BG:208:LEU:C	3:BG:210:THR:N	2.66	0.50
1:AA:348:LYS:O	1:AA:351:GLN:HB2	2.12	0.50
2:AH:360:VAL:O	2:AH:378:ARG:HD3	2.11	0.50
2:AM:253:ILE:HD13	2:AM:319:THR:HB	1.93	0.50
1:AA:745:ALA:HA	1:AA:748:THR:HB	1.94	0.50
4:BX:489:THR:O	4:BX:490:VAL:HB	2.12	0.49
3:BN:53:TYR:HA	3:BP:59:ILE:HD11	1.94	0.49
4:BX:640:VAL:CG1	4:BX:644:LYS:HZ2	2.24	0.49
4:BY:672:ALA:C	4:BY:673:TYR:CD1	2.85	0.49
4:BZ:701:ILE:CG1	4:BZ:702:PRO:HD2	2.40	0.49
3:BF:128:SER:HB2	3:BF:224:LEU:HD22	1.93	0.49
3:BK:174:TYR:CD1	3:BK:198:LEU:HD13	2.35	0.49

*Continued on next page...*



*Continued from previous page...*

Atom-1	Atom-2	Interatomic distance (Å)	Clash overlap (Å)
3:BK:174:TYR:HE1	3:BK:234:ASN:HB2	1.72	0.49
1:AA:623:ALA:HA	1:AA:674:VAL:HG22	1.93	0.49
3:BN:234:ASN:O	3:BN:235:HIS:CD2	2.60	0.49
3:BM:307:ILE:HD13	3:BM:310:MET:CE	2.39	0.49
4:BY:317:THR:CB	4:BY:354:ASP:O	2.56	0.49
1:AA:390:ARG:HG3	1:AA:391:THR:N	2.27	0.49
3:BO:144:TYR:N	3:BO:263:VAL:O	2.43	0.49
1:AA:545:ASP:O	1:AA:546:LEU:C	2.49	0.49
1:AA:546:LEU:HD21	1:AA:588:ILE:HD12	1.91	0.49
1:AB:702:GLY:O	1:AB:825:VAL:HG13	2.12	0.49
1:AB:305:GLN:CG	1:AB:564:ASN:HD21	2.25	0.49
3:BO:125:ALA:HB1	3:BO:223:LYS:HG2	1.90	0.49
3:BI:294:GLN:NE2	3:BK:228:ASP:O	2.41	0.49
1:AB:371:ASN:HD22	1:AB:583:SER:CB	2.19	0.49
4:BX:22:ILE:O	4:BX:24:GLU:N	2.45	0.49
2:AL:8:SER:C	2:AL:10:THR:N	2.65	0.49
2:AL:54:LEU:HD12	2:AL:55:PRO:CD	2.42	0.49
3:BH:208:LEU:C	3:BH:210:THR:N	2.66	0.49
1:AB:708:ARG:O	1:AB:709:ASP:C	2.49	0.49
4:BX:534:ILE:O	4:BX:535:LYS:HG2	2.12	0.49
2:AN:360:VAL:O	2:AN:378:ARG:HD3	2.11	0.49
4:BY:496:ARG:HD3	4:BY:496:ARG:N	2.27	0.49
3:BL:109:LYS:CE	4:BX:496:ARG:HH22	2.22	0.49
4:BX:551:LYS:HD2	4:BX:658:ASP:OD1	2.12	0.49
4:BX:584:VAL:CG1	4:BX:705:VAL:HB	2.35	0.49
4:BZ:557:LEU:HD21	4:BZ:621:LEU:HD21	1.94	0.49
3:BM:311:SER:O	3:BM:312:LYS:CB	2.60	0.49
1:AB:875:ARG:CD	1:AB:878:ASN:ND2	2.75	0.49
2:AH:38:ILE:CG2	2:AH:63:PHE:HB2	2.42	0.49
3:BM:150:LEU:HD22	3:BN:290:LYS:CA	2.41	0.49
2:AM:313:PRO:HD3	3:BQ:279:PRO:HB2	1.94	0.49
1:AA:545:ASP:HA	1:AA:548:ARG:CD	2.41	0.49
4:BY:25:ILE:O	4:BY:26:GLY:C	2.49	0.49
1:AA:757:VAL:CG1	1:AA:758:ALA:N	2.75	0.49
3:BF:208:LEU:O	3:BF:210:THR:N	2.44	0.49
3:BH:170:ILE:CD1	3:BH:239:VAL:HB	2.42	0.49
4:BX:371:LEU:HD22	4:BX:468:PHE:CZ	2.47	0.49
2:AK:150:PHE:N	2:AK:150:PHE:CD1	2.80	0.49
1:AB:602:HIS:O	1:AB:606:VAL:HG22	2.12	0.49
2:AI:8:SER:C	2:AI:10:THR:N	2.65	0.49
2:AL:14:ALA:C	2:AL:16:ASP:H	2.15	0.49

*Continued on next page...*



*Continued from previous page...*

Atom-1	Atom-2	Interatomic distance (Å)	Clash overlap (Å)
1:AA:289:ASP:O	1:AA:290:ARG:CD	2.60	0.49
3:BP:75:THR:CG2	3:BP:79:SER:OG	2.60	0.49
2:AI:238:ILE:HG23	3:BL:63:MET:HE3	1.92	0.49
3:BO:85:TYR:CE1	3:BO:120:GLU:HG2	2.46	0.49
2:AE:360:VAL:O	2:AE:378:ARG:HD3	2.11	0.49
3:BN:257:ASN:HD22	3:BN:315:ARG:HH11	1.60	0.49
3:BP:261:ILE:CG1	3:BP:285:MET:CG	2.76	0.49
4:BY:2:ALA:HB1	4:BY:638:ALA:HB2	1.93	0.49
4:BY:4:LEU:O	4:BY:6:TYR:N	2.46	0.49
4:BZ:682:PHE:HA	4:BZ:703:PHE:HE1	1.77	0.49
4:BZ:706:GLN:O	4:BZ:707:LYS:C	2.50	0.49
4:BX:259:THR:CB	4:BY:262:TRP:O	2.60	0.49
3:BF:258:VAL:HG13	3:BF:259:ALA:H	1.76	0.49
2:AJ:171:PRO:HB3	3:BM:312:LYS:CD	2.43	0.49
1:AB:384:ALA:O	1:AB:385:ALA:C	2.48	0.49
3:BQ:170:ILE:CD1	3:BQ:239:VAL:HB	2.42	0.49
3:BL:129:VAL:CG2	3:BL:223:LYS:HZ3	2.25	0.49
1:AA:122:LEU:CG	1:AA:201:ASP:HB2	2.42	0.49
3:BA:133:LEU:HD12	3:BA:255:ARG:HH21	1.76	0.49
1:AA:332:VAL:HG11	1:AA:557:LEU:HD22	1.94	0.49
3:BI:289:TRP:HZ3	3:BI:292:TRP:CZ2	2.30	0.49
3:BM:170:ILE:CD1	3:BM:239:VAL:HB	2.42	0.49
3:BH:129:VAL:O	3:BH:130:ASP:C	2.51	0.49
1:AA:629:ASN:C	1:AA:631:LEU:N	2.62	0.49
4:BY:10:LEU:HD21	4:BY:552:PHE:HB3	1.93	0.49
2:AJ:12:LYS:O	2:AJ:14:ALA:N	2.45	0.49
2:AG:8:SER:C	2:AG:10:THR:N	2.65	0.49
2:AM:12:LYS:O	2:AM:14:ALA:N	2.45	0.49
2:AC:14:ALA:C	2:AC:16:ASP:H	2.16	0.49
2:AF:8:SER:C	2:AF:10:THR:N	2.65	0.49
1:AB:835:PHE:O	1:AB:836:ARG:C	2.50	0.49
2:AO:65:LEU:O	2:AO:66:LEU:HD23	2.12	0.49
2:AC:253:ILE:HD13	2:AC:319:THR:HB	1.93	0.49
3:BO:66:ALA:O	3:BO:68:ALA:N	2.45	0.49
2:AN:148:THR:OG1	2:AN:332:GLU:HG2	2.11	0.49
3:BN:257:ASN:O	3:BN:258:VAL:C	2.51	0.49
3:BN:256:GLU:HB2	3:BN:314:SER:OG	2.12	0.49
4:BX:690:PHE:C	4:BX:691:PHE:CD1	2.86	0.49
4:BY:632:ASN:HD22	4:BY:632:ASN:N	2.09	0.49
4:BY:667:PHE:O	4:BY:668:ILE:HB	2.12	0.49
4:BZ:693:TYR:O	4:BZ:694:ARG:HD2	2.11	0.49

*Continued on next page...*



*Continued from previous page...*

Atom-1	Atom-2	Interatomic distance (Å)	Clash overlap (Å)
4:BZ:759:ASP:O	4:BZ:760:ASN:ND2	2.45	0.49
3:BK:158:LEU:HD21	3:BK:185:ILE:HG21	1.95	0.49
2:AD:303:ALA:N	3:BF:282:GLU:OE2	2.44	0.49
1:AB:326:TYR:CE1	1:AB:384:ALA:HB3	2.48	0.49
1:AB:499:ASN:N	1:AB:505:GLN:HE21	2.11	0.49
1:AB:507:MET:HE1	1:AB:544:VAL:HG21	1.94	0.49
3:BP:275:PRO:HD2	3:BP:276:THR:H	1.77	0.49
3:BI:275:PRO:HD2	3:BI:276:THR:H	1.77	0.49
1:AA:204:THR:HG23	1:AA:244:ILE:HD12	1.87	0.49
2:AH:39:ILE:HD11	2:AH:65:LEU:HD11	1.94	0.49
1:AB:190:ASN:O	1:AB:190:ASN:CG	2.48	0.49
1:AA:410:LEU:O	1:AA:413:VAL:N	2.45	0.49
3:BO:129:VAL:C	3:BO:131:PRO:CD	2.69	0.49
3:BK:170:ILE:CD1	3:BK:239:VAL:HG23	2.43	0.49
2:AL:152:PHE:N	2:AL:152:PHE:CD1	2.80	0.49
2:AG:310:ASN:HB3	3:BJ:180:GLU:CD	2.31	0.49
3:BK:69:ASN:O	3:BK:69:ASN:OD1	2.31	0.49
2:AD:164:PHE:H	3:BH:61:GLY:CA	2.25	0.49
3:BN:190:SER:O	3:BN:243:THR:OG1	2.31	0.49
3:BJ:208:LEU:C	3:BJ:210:THR:N	2.66	0.49
2:AJ:148:THR:OG1	2:AJ:332:GLU:HG2	2.12	0.49
2:AK:155:PRO:O	2:AK:186:SER:HB3	2.12	0.49
2:AF:253:ILE:HD13	2:AF:319:THR:HB	1.93	0.49
2:AE:155:PRO:O	2:AE:186:SER:HB3	2.12	0.49
3:BA:112:PRO:HG2	3:BA:115:SER:HB2	1.94	0.49
3:BN:158:LEU:HD21	3:BN:185:ILE:HG21	1.95	0.49
3:BG:307:ILE:HD13	3:BG:310:MET:CE	2.39	0.49
3:BG:75:THR:CG2	3:BG:79:SER:OG	2.60	0.49
4:BX:743:ASN:O	4:BX:745:LEU:N	2.45	0.49
4:BY:686:THR:HG22	4:BY:687:ASP:N	2.27	0.49
4:BY:692:ALA:CB	4:BY:701:ILE:CG2	2.90	0.49
2:AC:364:GLY:CA	4:BY:733:ASN:OD1	2.48	0.49
4:BZ:1:MET:SD	4:BZ:524:PRO:N	2.85	0.49
4:BZ:641:LEU:C	4:BZ:643:THR:N	2.64	0.49
3:BK:234:ASN:O	3:BK:235:HIS:CD2	2.60	0.49
3:BK:263:VAL:HG11	3:BK:289:TRP:CD1	2.42	0.49
1:AB:401:TYR:HA	1:AB:404:LEU:HD13	1.94	0.49
1:AB:434:THR:O	1:AB:435:ILE:HG12	2.12	0.49
1:AB:494:ASN:CB	2:AI:69:THR:OG1	2.60	0.49
1:AB:537:SER:O	1:AB:540:LEU:CB	2.51	0.49
4:BY:317:THR:HG1	4:BY:356:TRP:HZ3	1.45	0.49

*Continued on next page...*



*Continued from previous page...*

Atom-1	Atom-2	Interatomic distance (Å)	Clash overlap (Å)
4:BY:474:VAL:CG1	4:BY:476:SER:H	2.22	0.49
3:BO:265:GLY:O	3:BQ:149:GLN:NE2	2.46	0.49
1:AA:542:GLN:O	1:AA:545:ASP:HB2	2.12	0.49
3:BP:317:LEU:CG	3:BP:318:ASN:N	2.60	0.49
4:BX:410:THR:HB	4:BX:425:ARG:CG	2.37	0.49
1:AB:94:THR:HG22	1:AB:94:THR:O	2.12	0.49
1:AA:601:PHE:CD1	1:AA:601:PHE:N	2.80	0.49
2:AC:8:SER:C	2:AC:10:THR:N	2.65	0.49
3:BA:275:PRO:HD2	3:BA:276:THR:H	1.77	0.49
2:AO:360:VAL:O	2:AO:378:ARG:HD3	2.11	0.49
2:AH:155:PRO:O	2:AH:186:SER:HB3	2.12	0.49
3:BF:112:PRO:HG2	3:BF:115:SER:HB2	1.95	0.49
2:AL:155:PRO:O	2:AL:186:SER:HB3	2.13	0.49
3:BG:81:LEU:HD13	3:BG:307:ILE:HD11	1.95	0.49
4:BX:628:THR:HG22	4:BX:629:GLU:N	2.28	0.49
4:BZ:665:GLU:OE2	4:BZ:666:LYS:HE3	2.13	0.49
4:BZ:621:LEU:HA	4:BZ:671:ARG:NH2	2.26	0.49
3:BL:174:TYR:CG	3:BL:198:LEU:CD1	2.91	0.49
3:BH:133:LEU:HD12	3:BH:255:ARG:HH21	1.76	0.49
1:AB:383:ILE:HD11	1:AB:550:LEU:HD22	1.94	0.49
3:BG:123:ASP:OD1	3:BG:126:SER:N	2.40	0.49
3:BM:126:SER:CA	3:BM:223:LYS:HZ1	2.12	0.49
3:BG:270:ASP:OD2	3:BH:286:ARG:CD	2.60	0.49
2:AH:41:MET:O	2:AH:42:ASN:C	2.51	0.49
3:BO:268:VAL:HG11	3:BP:286:ARG:HH22	1.75	0.49
3:BM:150:LEU:HD21	3:BN:290:LYS:HD3	1.93	0.49
1:AA:513:LEU:O	1:AA:516:GLN:OE1	2.30	0.49
1:AB:409:TRP:CH2	1:AB:413:VAL:HG21	2.48	0.49
2:AE:165:THR:HG23	3:BF:59:ILE:O	2.12	0.49
2:AG:1:MET:O	2:AG:2:ASP:C	2.51	0.49
3:BF:190:SER:O	3:BF:243:THR:OG1	2.31	0.49
3:BM:208:LEU:C	3:BM:210:THR:N	2.66	0.49
3:BK:208:LEU:C	3:BK:210:THR:N	2.66	0.49
3:BP:208:LEU:C	3:BP:210:THR:N	2.66	0.49
2:AO:53:ASN:HD22	2:AO:354:ALA:HB3	1.76	0.49
1:AA:237:ASN:O	1:AA:237:ASN:OD1	2.29	0.49
2:AK:148:THR:OG1	2:AK:332:GLU:HG2	2.12	0.49
2:AI:253:ILE:HD13	2:AI:319:THR:HB	1.94	0.49
4:BY:737:SER:HG	4:BY:740:GLN:HG3	1.77	0.49
4:BZ:9:LEU:HB3	4:BZ:549:MET:CE	2.43	0.49
2:AK:145:ARG:HD2	2:AL:143:ASN:N	2.28	0.49

*Continued on next page...*



*Continued from previous page...*

Atom-1	Atom-2	Interatomic distance (Å)	Clash overlap (Å)
3:BP:174:TYR:HD1	3:BP:198:LEU:HD12	1.63	0.49
3:BH:311:SER:O	3:BH:312:LYS:CB	2.60	0.49
1:AB:510:LEU:HD11	1:AB:537:SER:HA	1.95	0.49
3:BQ:158:LEU:HD21	3:BQ:185:ILE:HG21	1.95	0.49
4:BY:312:VAL:HG11	4:BY:362:PHE:HZ	1.78	0.49
2:AI:171:PRO:HD2	3:BJ:322:PHE:HE2	1.39	0.49
1:AA:817:TRP:O	1:AA:818:VAL:CG2	2.60	0.49
2:AK:299:ASN:CG	3:BL:70:SER:O	2.49	0.49
1:AA:434:THR:O	1:AA:434:THR:HG22	2.13	0.49
4:BX:33:VAL:HG23	4:BY:36:ASN:CG	2.33	0.49
3:BA:170:ILE:CD1	3:BA:239:VAL:HB	2.42	0.49
2:AO:8:SER:C	2:AO:10:THR:N	2.64	0.49
1:AA:147:TYR:N	1:AA:147:TYR:CD1	2.81	0.49
3:BO:190:SER:O	3:BO:243:THR:OG1	2.31	0.49
2:AG:124:PHE:O	2:AG:127:ILE:HG13	2.13	0.49
3:BL:208:LEU:C	3:BL:210:THR:N	2.66	0.49
1:AB:707:TYR:N	1:AB:707:TYR:CD1	2.80	0.49
3:BK:85:TYR:CE1	3:BK:120:GLU:HG2	2.46	0.49
1:AA:295:THR:HG22	1:AA:295:THR:O	2.12	0.49
3:BN:55:ILE:O	3:BN:56:ASN:CG	2.50	0.49
2:AG:299:ASN:ND2	2:AH:244:ALA:O	2.46	0.49
2:AH:78:VAL:O	2:AH:81:ALA:N	2.41	0.49
1:AB:752:LEU:C	1:AB:754:ASN:H	2.16	0.49
3:BG:159:ILE:HG22	3:BG:258:VAL:CB	2.43	0.49
3:BO:252:LEU:C	3:BO:253:GLY:O	2.49	0.49
4:BX:637:SER:O	4:BX:638:ALA:C	2.50	0.49
4:BY:688:GLY:O	4:BY:689:ARG:CB	2.58	0.49
3:BH:159:ILE:HG22	3:BH:258:VAL:CB	2.43	0.49
1:AA:744:TYR:C	1:AA:746:GLN:H	2.16	0.49
1:AB:433:ASN:O	1:AB:435:ILE:N	2.46	0.49
1:AB:437:TYR:CE2	1:AB:443:GLN:HB2	2.48	0.49
3:BI:318:ASN:O	3:BI:319:SER:O	2.31	0.49
4:BY:45:TYR:CE2	4:BY:366:VAL:HB	2.48	0.49
1:AA:774:LEU:O	1:AA:774:LEU:HD12	2.13	0.49
2:AI:168:ARG:HG2	2:AI:177:MET:HB3	1.94	0.49
2:AH:24:TYR:C	2:AH:26:ASN:H	2.16	0.49
3:BO:142:MET:CE	3:BO:262:GLN:OE1	2.60	0.49
4:BY:77:PRO:CD	4:BY:287:LEU:CG	2.91	0.49
3:BG:158:LEU:HD21	3:BG:185:ILE:HG21	1.95	0.49
4:BY:273:ILE:C	4:BY:274:ARG:HG3	2.32	0.49
3:BG:170:ILE:CD1	3:BG:239:VAL:HB	2.42	0.49

*Continued on next page...*



*Continued from previous page...*

Atom-1	Atom-2	Interatomic distance (Å)	Clash overlap (Å)
2:AO:4:LEU:O	2:AO:5:TYR:C	2.50	0.49
2:AG:8:SER:O	2:AG:10:THR:N	2.46	0.49
3:BL:190:SER:O	3:BL:243:THR:OG1	2.31	0.49
1:AA:454:THR:HB	1:AA:457:GLN:OE1	2.12	0.49
2:AK:78:VAL:O	2:AK:81:ALA:N	2.41	0.49
3:BN:130:ASP:N	3:BN:131:PRO:CD	2.75	0.49
3:BO:170:ILE:CD1	3:BO:239:VAL:HB	2.42	0.49
3:BQ:175:TYR:O	3:BQ:234:ASN:HA	2.13	0.49
4:BX:644:LYS:C	4:BX:646:ASP:N	2.66	0.49
4:BX:508:LEU:HD21	4:BX:647:ARG:O	2.12	0.49
4:BX:677:ASN:O	4:BX:678:ASN:HB2	2.13	0.49
4:BX:686:THR:HG22	4:BX:687:ASP:N	2.27	0.49
4:BZ:616:SER:C	4:BZ:620:ARG:HG2	2.32	0.49
4:BZ:656:LEU:O	4:BZ:660:VAL:HG23	2.13	0.49
4:BZ:677:ASN:O	4:BZ:678:ASN:HB2	2.13	0.49
4:BZ:584:VAL:O	4:BZ:709:ALA:CB	2.60	0.49
3:BJ:112:PRO:HG2	3:BJ:115:SER:HB2	1.95	0.49
3:BH:275:PRO:HD2	3:BH:276:THR:H	1.77	0.49
1:AA:619:ASN:ND2	1:AA:675:GLU:HG3	2.26	0.49
3:BK:275:PRO:HD2	3:BK:276:THR:H	1.77	0.49
1:AA:807:ASN:C	1:AA:809:PHE:N	2.66	0.49
2:AH:38:ILE:HD12	2:AH:64:GLY:O	2.12	0.49
2:AC:164:PHE:H	3:BG:61:GLY:C	2.17	0.49
4:BX:333:LEU:CD1	4:BX:334:PRO:HD2	2.43	0.49
1:AB:92:GLN:HA	1:AB:95:ILE:HD12	1.95	0.49
3:BL:268:VAL:HG12	3:BL:269:LEU:C	2.32	0.49
1:AA:499:ASN:N	1:AA:505:GLN:HE21	2.10	0.49
1:AA:503:VAL:HG12	1:AA:506:LEU:HB3	1.93	0.49
2:AK:106:ARG:NH1	2:AM:93:ASP:OD2	2.43	0.49
1:AA:134:TYR:CE1	1:AA:803:ASN:HB3	2.48	0.49
1:AA:134:TYR:CE1	1:AA:803:ASN:CG	2.86	0.49
1:AB:580:SER:O	1:AB:581:VAL:C	2.51	0.49
3:BJ:172:LEU:HB2	3:BJ:173:TYR:CE2	2.47	0.49
2:AN:24:TYR:C	2:AN:26:ASN:H	2.16	0.49
2:AN:41:MET:O	2:AN:42:ASN:C	2.51	0.49
2:AE:41:MET:O	2:AE:42:ASN:C	2.51	0.49
1:AB:605:ASN:HD21	1:AB:855:LEU:HD12	1.78	0.49
2:AJ:1:MET:O	2:AJ:2:ASP:C	2.51	0.49
2:AJ:8:SER:O	2:AJ:10:THR:N	2.46	0.49
2:AD:8:SER:O	2:AD:10:THR:N	2.46	0.49
2:AI:14:ALA:C	2:AI:16:ASP:H	2.15	0.49

*Continued on next page...*



*Continued from previous page...*

Atom-1	Atom-2	Interatomic distance (Å)	Clash overlap (Å)
3:BK:190:SER:O	3:BK:243:THR:OG1	2.31	0.49
2:AG:253:ILE:HD13	2:AG:319:THR:HB	1.93	0.49
2:AD:148:THR:OG1	2:AD:332:GLU:HG2	2.11	0.49
2:AE:141:LEU:O	2:AE:146:GLN:HB2	2.13	0.49
2:AN:155:PRO:O	2:AN:186:SER:HB3	2.12	0.49
4:BY:254:ILE:CG2	4:BY:255:VAL:H	2.26	0.49
3:BN:128:SER:HB2	3:BN:224:LEU:HD22	1.94	0.49
3:BO:132:GLN:O	3:BO:133:LEU:C	2.51	0.49
4:BX:584:VAL:N	4:BX:596:THR:HG21	2.28	0.49
4:BX:708:PHE:O	4:BX:712:VAL:HG23	2.13	0.49
4:BY:710:ASP:C	4:BY:712:VAL:N	2.64	0.49
4:BY:736:ILE:HG21	4:BY:741:ALA:HB2	1.93	0.49
4:BZ:551:LYS:HD2	4:BZ:658:ASP:OD1	2.13	0.49
4:BZ:652:SER:HA	4:BZ:653:PRO:HD3	1.67	0.49
4:BZ:584:VAL:CG1	4:BZ:705:VAL:HB	2.38	0.49
4:BY:716:PRO:CD	4:BZ:750:ARG:HH21	2.21	0.49
3:BJ:170:ILE:CD1	3:BJ:239:VAL:HB	2.42	0.49
3:BJ:205:ILE:CD1	3:BK:104:GLN:HB2	2.31	0.49
3:BI:307:ILE:HD13	3:BI:310:MET:HE3	1.94	0.49
3:BF:108:THR:HG23	3:BF:109:LYS:H	1.78	0.49
1:AA:660:ASP:O	1:AA:663:TYR:N	2.46	0.49
1:AB:404:LEU:O	1:AB:405:ILE:C	2.52	0.49
1:AB:465:ASN:O	1:AB:468:VAL:N	2.45	0.49
1:AB:466:PHE:CZ	2:AH:80:THR:HG22	2.39	0.49
3:BL:275:PRO:HD2	3:BL:276:THR:H	1.77	0.49
3:BI:261:ILE:HG12	3:BI:285:MET:HG3	1.89	0.49
4:BY:270:ASP:HB2	4:BY:307:ARG:HB2	1.94	0.49
3:BL:133:LEU:HD12	3:BL:255:ARG:HH21	1.77	0.49
1:AA:122:LEU:CD1	1:AA:245:LEU:CD2	2.85	0.49
2:AJ:34:PHE:CD2	2:AJ:66:LEU:HD12	2.45	0.49
3:BA:158:LEU:HD21	3:BA:185:ILE:HG21	1.95	0.49
2:AI:167:ASN:C	3:BJ:52:ASN:N	2.66	0.49
1:AA:434:THR:CA	1:AA:438:PRO:HG3	2.43	0.49
3:BG:150:LEU:HD21	3:BH:290:LYS:CB	2.42	0.49
2:AL:4:LEU:O	2:AL:5:TYR:C	2.49	0.49
2:AE:135:TYR:CZ	2:AE:342:MET:HE3	2.48	0.49
2:AE:8:SER:O	2:AE:10:THR:N	2.46	0.49
2:AK:14:ALA:C	2:AK:16:ASP:H	2.16	0.49
2:AK:8:SER:O	2:AK:10:THR:N	2.46	0.49
2:AN:8:SER:O	2:AN:10:THR:N	2.46	0.49
2:AF:54:LEU:HD12	2:AF:55:PRO:CD	2.42	0.49

*Continued on next page...*



*Continued from previous page...*

Atom-1	Atom-2	Interatomic distance (Å)	Clash overlap (Å)
1:AB:298:TYR:C	1:AB:298:TYR:CD1	2.86	0.49
2:AF:78:VAL:O	2:AF:81:ALA:N	2.42	0.49
4:BX:156:GLY:CA	4:BX:187:LYS:HE3	2.43	0.49
3:BN:174:TYR:CD2	3:BN:236:LYS:HB2	2.40	0.48
3:BP:127:PHE:CD2	3:BP:155:LEU:CD2	2.64	0.48
3:BP:59:ILE:O	3:BP:60:THR:C	2.47	0.48
3:BG:310:MET:CG	3:BG:311:SER:N	2.57	0.48
3:BO:159:ILE:HG22	3:BO:258:VAL:CB	2.43	0.48
3:BL:137:TYR:OH	3:BL:312:LYS:CE	2.61	0.48
4:BX:626:THR:CG2	4:BX:627:GLN:HG3	2.38	0.48
4:BY:641:LEU:HB3	4:BY:645:ILE:CD1	2.43	0.48
4:BZ:641:LEU:C	4:BZ:643:THR:H	2.16	0.48
4:BZ:643:THR:O	4:BZ:646:ASP:HB3	2.13	0.48
3:BF:234:ASN:O	3:BF:235:HIS:CD2	2.60	0.48
3:BF:307:ILE:HD13	3:BF:310:MET:CE	2.39	0.48
1:AA:652:PHE:CD1	1:AA:652:PHE:N	2.81	0.48
3:BI:159:ILE:HG22	3:BI:258:VAL:CB	2.43	0.48
3:BK:262:GLN:HG2	3:BK:267:ASP:OD2	2.13	0.48
1:AA:709:ASP:HB3	1:AA:820:THR:HG23	1.94	0.48
1:AB:192:ASN:O	1:AB:193:SER:CB	2.60	0.48
1:AA:275:PRO:CG	1:AA:278:ILE:CD1	2.91	0.48
2:AK:313:PRO:HD2	3:BN:279:PRO:HB2	1.94	0.48
2:AJ:124:PHE:O	2:AJ:127:ILE:HG13	2.13	0.48
1:AA:804:SER:HB2	1:AA:810:TYR:CB	2.43	0.48
3:BA:208:LEU:C	3:BA:210:THR:N	2.66	0.48
4:BX:532:SER:O	4:BX:533:GLY:O	2.31	0.48
1:AA:706:ALA:O	1:AA:708:ARG:N	2.42	0.48
4:BY:527:MET:HA	4:BY:527:MET:HE3	1.95	0.48
3:BN:112:PRO:HG2	3:BN:115:SER:HB2	1.95	0.48
2:AC:155:PRO:O	2:AC:186:SER:HB3	2.13	0.48
2:AK:141:LEU:O	2:AK:146:GLN:HB2	2.13	0.48
2:AH:148:THR:OG1	2:AH:332:GLU:HG2	2.12	0.48
3:BO:208:LEU:C	3:BO:210:THR:N	2.66	0.48
4:BX:480:TYR:C	4:BX:483:PRO:HD3	2.33	0.48
4:BY:252:GLU:CG	4:BY:253:ASP:N	2.27	0.48
4:BX:641:LEU:C	4:BX:643:THR:N	2.67	0.48
4:BX:672:ALA:C	4:BX:673:TYR:CD1	2.87	0.48
4:BX:721:ILE:HG22	4:BX:722:ILE:CG2	2.42	0.48
4:BY:547:SER:O	4:BY:551:LYS:HG2	2.12	0.48
4:BY:634:ASP:O	4:BY:637:SER:N	2.46	0.48
4:BY:686:THR:HG22	4:BY:687:ASP:CG	2.32	0.48

*Continued on next page...*



*Continued from previous page...*

Atom-1	Atom-2	Interatomic distance (Å)	Clash overlap (Å)
4:BY:693:TYR:HE2	4:BY:724:PHE:CD2	2.31	0.48
4:BZ:566:ASP:C	4:BZ:568:LEU:N	2.67	0.48
3:BF:125:ALA:O	3:BF:128:SER:OG	2.31	0.48
3:BH:307:ILE:HD13	3:BH:310:MET:CE	2.39	0.48
3:BL:259:ALA:HB1	3:BL:285:MET:CE	2.43	0.48
3:BI:158:LEU:HD12	3:BI:224:LEU:CD2	2.37	0.48
3:BG:60:THR:HG22	3:BG:62:SER:H	1.77	0.48
1:AA:253:ASN:ND2	1:AA:253:ASN:N	2.42	0.48
2:AH:313:PRO:CD	3:BK:279:PRO:HB2	2.43	0.48
1:AA:451:ASP:CG	1:AB:522:PRO:HG3	2.34	0.48
1:AA:513:LEU:HA	1:AA:516:GLN:CD	2.33	0.48
4:BZ:22:ILE:O	4:BZ:24:GLU:N	2.46	0.48
1:AA:785:GLN:O	1:AA:787:VAL:N	2.46	0.48
1:AB:757:VAL:HG12	1:AB:758:ALA:N	2.28	0.48
3:BO:143:LYS:HG3	3:BO:292:TRP:CZ2	2.48	0.48
3:BN:326:ILE:CD1	3:BP:134:TYR:O	2.60	0.48
3:BG:106:PHE:CD1	3:BG:116:VAL:HG21	2.48	0.48
4:BX:493:ASP:O	4:BX:494:LEU:HB3	2.13	0.48
4:BX:1:MET:HB2	4:BX:635:ASP:OD2	2.13	0.48
4:BX:665:GLU:OE2	4:BX:666:LYS:HE3	2.13	0.48
2:AL:359:PRO:CA	4:BX:701:ILE:HG12	2.42	0.48
4:BX:762:ILE:O	4:BX:763:ILE:C	2.51	0.48
4:BY:551:LYS:HD2	4:BY:658:ASP:OD1	2.13	0.48
4:BZ:636:ILE:O	4:BZ:640:VAL:HG23	2.13	0.48
4:BZ:633:PHE:HD2	4:BZ:668:ILE:HD13	1.77	0.48
3:BJ:175:TYR:O	3:BJ:235:HIS:N	2.41	0.48
3:BP:174:TYR:HE1	3:BP:234:ASN:HB2	1.72	0.48
3:BK:159:ILE:HG22	3:BK:258:VAL:CB	2.43	0.48
1:AB:399:THR:O	1:AB:401:TYR:N	2.45	0.48
3:BF:154:GLU:OE2	3:BG:290:LYS:HE3	2.14	0.48
3:BP:70:SER:O	3:BP:71:THR:HG22	2.13	0.48
4:BX:66:ASP:HB2	4:BX:286:GLY:HA2	1.91	0.48
3:BG:59:ILE:HG22	3:BG:60:THR:O	2.13	0.48
1:AA:396:PHE:CB	1:AA:578:LEU:HD12	2.38	0.48
1:AA:499:ASN:N	1:AA:505:GLN:NE2	2.61	0.48
1:AA:506:LEU:CD2	1:AA:544:VAL:CA	2.86	0.48
2:AJ:239:ASN:OD1	3:BM:63:MET:SD	2.72	0.48
3:BJ:169:ASP:CB	3:BJ:173:TYR:HE1	2.24	0.48
2:AK:24:TYR:C	2:AK:26:ASN:H	2.16	0.48
2:AO:8:SER:O	2:AO:10:THR:N	2.46	0.48
1:AA:784:ALA:O	1:AA:785:GLN:C	2.51	0.48

*Continued on next page...*



*Continued from previous page...*

Atom-1	Atom-2	Interatomic distance (Å)	Clash overlap (Å)
2:AC:131:ASN:HD22	2:AC:131:ASN:N	2.09	0.48
2:AD:124:PHE:O	2:AD:127:ILE:HG13	2.13	0.48
3:BI:208:LEU:C	3:BI:210:THR:N	2.66	0.48
4:BY:156:GLY:CA	4:BY:187:LYS:HE3	2.44	0.48
3:BN:174:TYR:CE2	3:BN:198:LEU:HD21	2.48	0.48
3:BN:125:ALA:O	3:BN:129:VAL:HG23	2.14	0.48
3:BP:159:ILE:HG22	3:BP:258:VAL:CB	2.43	0.48
3:BO:175:TYR:O	3:BO:235:HIS:N	2.43	0.48
3:BI:174:TYR:CG	3:BI:198:LEU:CD1	2.91	0.48
3:BL:158:LEU:HD21	3:BL:185:ILE:HG21	1.95	0.48
4:BX:2:ALA:O	4:BX:3:SER:C	2.51	0.48
4:BX:520:LEU:O	4:BX:520:LEU:HG	2.12	0.48
4:BX:620:ARG:HB3	4:BX:673:TYR:HE1	1.74	0.48
4:BY:520:LEU:HG	4:BY:520:LEU:O	2.13	0.48
4:BY:9:LEU:O	4:BY:12:ASN:N	2.47	0.48
4:BZ:549:MET:C	4:BZ:551:LYS:N	2.65	0.48
4:BZ:704:ASP:O	4:BZ:708:PHE:HB2	2.14	0.48
3:BJ:108:THR:HG23	3:BJ:109:LYS:H	1.78	0.48
3:BJ:275:PRO:HD2	3:BJ:276:THR:H	1.77	0.48
1:AB:436:ILE:HG13	1:AB:437:TYR:N	2.25	0.48
3:BJ:158:LEU:HD21	3:BJ:185:ILE:HG21	1.95	0.48
3:BJ:257:ASN:ND2	3:BJ:313:ARG:HG3	2.28	0.48
3:BF:148:LEU:HD22	3:BF:151:ASP:OD2	2.13	0.48
1:AA:822:THR:O	1:AA:823:THR:HG23	2.13	0.48
2:AH:63:PHE:CD1	2:AH:63:PHE:N	2.82	0.48
1:AA:401:TYR:N	1:AA:401:TYR:CD1	2.81	0.48
1:AA:404:LEU:O	1:AA:405:ILE:C	2.50	0.48
1:AA:269:ILE:HA	1:AA:272:ASN:HD22	1.77	0.48
3:BI:323:TYR:CD2	3:BI:323:TYR:O	2.66	0.48
2:AO:6:SER:O	2:AO:8:SER:N	2.47	0.48
1:AA:289:ASP:O	1:AA:290:ARG:CG	2.61	0.48
3:BK:78:THR:O	3:BK:78:THR:HG22	2.13	0.48
1:AB:801:LYS:O	1:AB:801:LYS:HG2	2.13	0.48
3:BI:53:TYR:CG	3:BI:53:TYR:O	2.67	0.48
2:AI:155:PRO:O	2:AI:186:SER:HB3	2.13	0.48
4:BZ:278:ALA:HB2	4:BZ:299:ALA:HB2	1.95	0.48
3:BQ:166:ASN:C	3:BQ:247:ARG:CD	2.82	0.48
4:BX:37:LEU:HD21	4:BX:480:TYR:HD2	1.78	0.48
3:BN:108:THR:HG23	3:BN:109:LYS:H	1.78	0.48
3:BO:108:THR:HG23	3:BO:109:LYS:H	1.78	0.48
3:BI:174:TYR:CD1	3:BI:198:LEU:HD13	2.34	0.48

*Continued on next page...*



*Continued from previous page...*

Atom-1	Atom-2	Interatomic distance (Å)	Clash overlap (Å)
3:BL:137:TYR:CZ	3:BL:312:LYS:HG2	2.48	0.48
4:BX:761:PRO:O	4:BX:762:ILE:C	2.52	0.48
4:BY:637:SER:OG	4:BY:638:ALA:N	2.47	0.48
4:BY:753:ARG:HG3	4:BY:753:ARG:NH1	2.28	0.48
4:BZ:609:SER:O	4:BZ:613:SER:HB2	2.14	0.48
3:BJ:174:TYR:HE1	3:BJ:234:ASN:HB2	1.72	0.48
3:BQ:106:PHE:HE2	3:BQ:303:VAL:CG2	2.27	0.48
3:BQ:311:SER:O	3:BQ:312:LYS:CB	2.60	0.48
1:AB:418:MET:O	1:AB:419:PHE:CD1	2.61	0.48
1:AB:504:ASN:O	1:AB:505:GLN:C	2.51	0.48
3:BM:158:LEU:HD21	3:BM:185:ILE:HG21	1.95	0.48
3:BQ:159:ILE:HG22	3:BQ:258:VAL:CB	2.43	0.48
1:AA:204:THR:HA	1:AA:244:ILE:HB	1.94	0.48
1:AA:527:ARG:O	1:AA:531:ARG:CG	2.61	0.48
3:BL:165:CYS:O	3:BL:323:TYR:N	2.46	0.48
1:AB:122:LEU:HG	1:AB:201:ASP:CB	2.44	0.48
3:BM:150:LEU:CD2	3:BN:290:LYS:CA	2.91	0.48
1:AB:803:ASN:H	1:AB:807:ASN:ND2	2.11	0.48
1:AA:629:ASN:HD21	1:AA:670:ARG:NH1	2.12	0.48
1:AA:284:TYR:OH	1:AA:594:ILE:CG2	2.61	0.48
3:BI:190:SER:O	3:BI:243:THR:OG1	2.31	0.48
2:AM:8:SER:O	2:AM:10:THR:N	2.46	0.48
2:AE:14:ALA:C	2:AE:16:ASP:H	2.16	0.48
2:AH:8:SER:O	2:AH:10:THR:N	2.46	0.48
4:BX:534:ILE:O	4:BX:534:ILE:HG22	2.14	0.48
1:AA:338:GLU:HG3	1:AA:338:GLU:O	2.13	0.48
3:BQ:112:PRO:HG2	3:BQ:115:SER:HB2	1.95	0.48
3:BO:76:PHE:HZ	3:BO:304:ASN:OD1	1.92	0.48
3:BF:315:ARG:CD	3:BF:317:LEU:HB2	2.43	0.48
4:BX:557:LEU:CD2	4:BX:621:LEU:HG	2.44	0.48
4:BY:584:VAL:CG2	4:BY:596:THR:HG23	2.43	0.48
4:BY:693:TYR:HB3	4:BY:698:PHE:HA	1.95	0.48
4:BY:701:ILE:O	4:BY:702:PRO:C	2.51	0.48
4:BZ:593:ASP:HA	4:BZ:596:THR:HB	1.95	0.48
3:BI:106:PHE:HE2	3:BI:303:VAL:CG2	2.27	0.48
1:AB:456:PHE:HZ	1:AB:471:TRP:CH2	2.32	0.48
3:BH:191:CYS:HG	3:BH:244:CYS:CB	2.26	0.48
3:BA:159:ILE:HG22	3:BA:258:VAL:CB	2.43	0.48
1:AB:457:GLN:CB	1:AB:476:ASN:CG	2.81	0.48
1:AA:876:ILE:O	1:AA:877:MET:CB	2.61	0.48
3:BI:154:GLU:HA	3:BI:154:GLU:OE1	2.14	0.48

*Continued on next page...*



*Continued from previous page...*

Atom-1	Atom-2	Interatomic distance (Å)	Clash overlap (Å)
3:BO:129:VAL:O	3:BO:131:PRO:CD	2.58	0.48
2:AM:124:PHE:O	2:AM:127:ILE:HG13	2.13	0.48
3:BJ:190:SER:O	3:BJ:243:THR:OG1	2.31	0.48
3:BM:190:SER:O	3:BM:243:THR:OG1	2.31	0.48
2:AL:346:VAL:CG2	2:AL:385:VAL:HG13	2.44	0.48
2:AH:141:LEU:O	2:AH:146:GLN:HB2	2.13	0.48
3:BO:174:TYR:HD1	3:BO:234:ASN:HB3	1.73	0.48
4:BX:641:LEU:O	4:BX:643:THR:N	2.47	0.48
4:BX:706:GLN:C	4:BX:708:PHE:N	2.63	0.48
4:BX:740:GLN:O	4:BX:741:ALA:C	2.51	0.48
4:BX:754:GLU:O	4:BX:755:PHE:C	2.51	0.48
4:BY:637:SER:O	4:BY:638:ALA:C	2.51	0.48
4:BY:641:LEU:C	4:BY:643:THR:H	2.17	0.48
4:BZ:525:LEU:HD12	4:BZ:529:SER:HB2	1.94	0.48
4:BZ:661:THR:CG2	4:BZ:662:GLU:N	2.75	0.48
4:BZ:762:ILE:HA	4:BZ:765:ASN:HD21	1.78	0.48
4:BZ:666:LYS:HB2	4:BZ:776:LEU:HD13	1.95	0.48
3:BH:106:PHE:HE2	3:BH:303:VAL:CG2	2.27	0.48
3:BJ:154:GLU:HA	3:BJ:154:GLU:OE1	2.14	0.48
3:BK:112:PRO:HG2	3:BK:115:SER:HB2	1.95	0.48
3:BK:126:SER:HA	3:BK:223:LYS:HZ2	1.71	0.48
3:BK:106:PHE:HE2	3:BK:303:VAL:CG2	2.27	0.48
3:BG:131:PRO:O	3:BG:131:PRO:CG	2.61	0.48
1:AA:250:HIS:NE2	1:AA:842:LEU:HD21	2.29	0.48
1:AA:570:THR:CG2	1:AA:571:LEU:H	2.23	0.48
1:AB:570:THR:HG22	1:AB:571:LEU:N	2.29	0.48
1:AA:614:TYR:O	1:AA:618:ILE:HG12	2.14	0.48
3:BN:144:TYR:N	3:BN:263:VAL:O	2.36	0.48
1:AB:577:GLN:O	1:AB:579:THR:N	2.46	0.48
4:BX:693:TYR:H	4:BX:693:TYR:HD1	1.62	0.48
3:BI:170:ILE:HD11	3:BI:239:VAL:CG2	2.44	0.48
4:BY:10:LEU:O	4:BZ:528:PHE:HB2	2.13	0.48
2:AN:14:ALA:C	2:AN:16:ASP:H	2.16	0.48
2:AF:14:ALA:C	2:AF:16:ASP:H	2.15	0.48
2:AO:152:PHE:N	2:AO:152:PHE:CD1	2.81	0.48
3:BL:75:THR:CG2	3:BL:79:SER:OG	2.61	0.48
1:AA:238:VAL:HG12	1:AA:239:VAL:N	2.29	0.48
4:BX:156:GLY:HA2	4:BX:187:LYS:CE	2.43	0.48
4:BZ:7:ARG:HD2	4:BZ:625:ALA:HA	1.95	0.48
3:BF:275:PRO:HD2	3:BF:276:THR:H	1.77	0.48
3:BO:158:LEU:HD21	3:BO:185:ILE:HG21	1.95	0.48

*Continued on next page...*



*Continued from previous page...*

Atom-1	Atom-2	Interatomic distance (Å)	Clash overlap (Å)
3:BF:252:LEU:O	3:BF:253:GLY:O	2.32	0.48
3:BL:106:PHE:HE2	3:BL:303:VAL:CG2	2.27	0.48
4:BX:10:LEU:HD21	4:BX:552:PHE:CD2	2.46	0.48
4:BX:574:SER:C	4:BX:575:ILE:HG22	2.34	0.48
4:BX:593:ASP:HA	4:BX:596:THR:HB	1.95	0.48
4:BY:677:ASN:O	4:BY:678:ASN:HB2	2.14	0.48
3:BM:106:PHE:HE2	3:BM:303:VAL:CG2	2.27	0.48
1:AB:500:GLY:HA3	1:AB:871:PHE:CZ	2.47	0.48
2:AG:37:MET:O	2:AG:38:ILE:C	2.52	0.48
3:BM:159:ILE:HG22	3:BM:258:VAL:CB	2.43	0.48
3:BN:191:CYS:HG	3:BN:244:CYS:HB3	1.78	0.48
2:AH:164:PHE:H	3:BK:61:GLY:C	2.17	0.48
1:AA:125:ILE:HG22	1:AA:150:LEU:HD12	1.88	0.48
1:AA:315:GLU:HG2	1:AB:531:ARG:NH1	2.29	0.48
3:BQ:154:GLU:HA	3:BQ:154:GLU:OE1	2.14	0.48
1:AA:254:GLU:O	1:AA:257:LEU:N	2.40	0.48
1:AB:190:ASN:HB2	1:AB:199:VAL:HG23	1.96	0.48
3:BP:154:GLU:HA	3:BP:154:GLU:OE1	2.14	0.48
1:AA:503:VAL:O	1:AA:505:GLN:N	2.46	0.48
3:BK:170:ILE:HD11	3:BK:239:VAL:CG2	2.44	0.48
2:AM:311:ALA:HB2	3:BQ:180:GLU:OE2	2.14	0.48
4:BX:355:TYR:HB3	4:BX:424:LEU:HB2	1.95	0.48
1:AB:244:ILE:HD12	1:AB:838:SER:C	2.33	0.48
2:AM:37:MET:O	2:AM:38:ILE:C	2.52	0.48
2:AK:41:MET:O	2:AK:42:ASN:C	2.51	0.48
2:AO:1:MET:O	2:AO:2:ASP:C	2.52	0.48
3:BQ:190:SER:O	3:BQ:243:THR:OG1	2.31	0.48
1:AA:745:ALA:HA	1:AA:748:THR:CB	2.44	0.48
3:BH:112:PRO:HG2	3:BH:115:SER:HB2	1.95	0.48
3:BQ:70:SER:O	3:BQ:71:THR:OG1	2.32	0.48
3:BN:317:LEU:O	3:BP:323:TYR:O	2.31	0.48
3:BP:158:LEU:HD21	3:BP:185:ILE:HG21	1.95	0.48
2:AC:239:ASN:HD21	3:BG:66:ALA:C	2.10	0.48
3:BL:108:THR:HG23	3:BL:109:LYS:H	1.78	0.48
4:BX:502:ARG:O	4:BX:505:PHE:N	2.47	0.48
4:BX:566:ASP:C	4:BX:568:LEU:N	2.67	0.48
4:BZ:563:THR:O	4:BZ:564:LEU:C	2.52	0.48
3:BL:174:TYR:HD1	3:BL:234:ASN:HB3	1.73	0.48
3:BP:175:TYR:HE1	3:BP:237:LEU:HD22	1.79	0.48
3:BF:106:PHE:HE2	3:BF:303:VAL:CG2	2.27	0.48
1:AB:492:VAL:HA	1:AB:565:MET:CG	2.43	0.48

*Continued on next page...*



*Continued from previous page...*

Atom-1	Atom-2	Interatomic distance (Å)	Clash overlap (Å)
3:BL:129:VAL:HG23	3:BL:223:LYS:NZ	2.29	0.48
1:AB:655:SER:C	1:AB:657:VAL:H	2.17	0.48
4:BZ:307:ARG:O	4:BZ:310:GLU:HG3	2.14	0.48
3:BJ:289:TRP:HH2	3:BJ:292:TRP:NE1	2.10	0.48
3:BL:172:LEU:HB3	3:BL:173:TYR:CE1	2.49	0.48
2:AD:37:MET:O	2:AD:38:ILE:C	2.52	0.48
3:BF:208:LEU:CD2	4:BZ:433:GLU:OE2	2.62	0.48
2:AH:150:PHE:CD1	2:AH:150:PHE:N	2.80	0.48
1:AB:614:TYR:O	1:AB:618:ILE:HG12	2.14	0.48
3:BG:190:SER:O	3:BG:243:THR:OG1	2.31	0.48
2:AJ:8:SER:C	2:AJ:10:THR:N	2.65	0.48
3:BP:190:SER:O	3:BP:243:THR:OG1	2.31	0.48
3:BH:190:SER:O	3:BH:243:THR:OG1	2.31	0.48
2:AN:6:SER:O	2:AN:8:SER:N	2.47	0.48
2:AF:155:PRO:O	2:AF:186:SER:HB3	2.13	0.48
2:AD:61:PHE:CD1	2:AD:61:PHE:N	2.82	0.48
3:BF:204:GLY:HA3	3:BF:207:CYS:O	2.14	0.48
2:AH:99:GLU:O	2:AH:99:GLU:HG3	2.14	0.48
3:BN:173:TYR:HD2	4:BX:489:THR:OG1	1.95	0.48
3:BG:79:SER:HB3	3:BG:312:LYS:HD2	1.96	0.48
2:AI:357:VAL:H	4:BX:735:GLY:N	2.12	0.48
4:BX:495:GLU:O	4:BX:496:ARG:C	2.52	0.48
4:BX:584:VAL:O	4:BX:709:ALA:CB	2.61	0.48
4:BZ:605:VAL:HB	4:BZ:606:SER:H	1.47	0.48
4:BZ:659:ILE:HG23	4:BZ:660:VAL:N	2.28	0.48
4:BZ:686:THR:HG22	4:BZ:687:ASP:CG	2.34	0.48
3:BH:158:LEU:HD21	3:BH:185:ILE:HG21	1.95	0.48
3:BK:144:TYR:N	3:BK:263:VAL:O	2.46	0.48
3:BI:261:ILE:CG1	3:BI:285:MET:CG	2.76	0.48
3:BF:154:GLU:HA	3:BF:154:GLU:OE1	2.14	0.48
4:BY:261:LEU:HD12	4:BY:478:ASP:CG	2.24	0.48
1:AB:444:ARG:NH2	1:AB:520:THR:HA	2.29	0.48
2:AJ:255:ARG:HH21	3:BN:67:TYR:HE1	1.57	0.48
1:AB:638:MET:CE	1:AB:666:ARG:NH1	2.77	0.48
2:AO:23:LEU:HD23	2:AO:24:TYR:CA	2.44	0.48
3:BP:150:LEU:CD2	3:BQ:290:LYS:CA	2.92	0.48
3:BK:54:GLY:O	3:BK:55:ILE:CB	2.61	0.48
1:AB:464:GLN:HG3	2:AH:66:LEU:HG	1.96	0.48
3:BI:150:LEU:CD2	3:BJ:290:LYS:CA	2.91	0.48
3:BL:144:TYR:CD1	3:BL:265:GLY:HA3	2.49	0.48
1:AB:583:SER:O	1:AB:584:LEU:C	2.52	0.48

*Continued on next page...*



*Continued from previous page...*

Atom-1	Atom-2	Interatomic distance (Å)	Clash overlap (Å)
1:AA:142:LEU:O	1:AA:143:ARG:HG2	2.13	0.48
2:AO:14:ALA:C	2:AO:16:ASP:H	2.16	0.48
1:AA:314:PHE:CZ	1:AA:664:ARG:HB3	2.49	0.48
2:AM:14:ALA:C	2:AM:16:ASP:H	2.17	0.48
2:AE:6:SER:O	2:AE:8:SER:N	2.47	0.48
2:AK:6:SER:O	2:AK:8:SER:N	2.47	0.48
3:BQ:78:THR:O	3:BQ:78:THR:CG2	2.62	0.48
2:AD:110:ALA:HB1	2:AD:111:PRO:CD	2.44	0.48
2:AN:346:VAL:CG2	2:AN:385:VAL:HG13	2.44	0.48
2:AI:153:HIS:NE2	2:AJ:153:HIS:NE2	2.62	0.48
3:BJ:204:GLY:HA3	3:BJ:207:CYS:O	2.14	0.48
2:AN:139:TRP:CD1	2:AN:139:TRP:C	2.88	0.48
2:AN:99:GLU:O	2:AN:99:GLU:HG3	2.14	0.48
4:BX:480:TYR:CE2	4:BY:40:PHE:CZ	3.02	0.47
3:BO:170:ILE:HD11	3:BO:239:VAL:CG2	2.44	0.47
4:BX:1:MET:HG3	4:BX:522:LEU:N	2.29	0.47
4:BX:571:ALA:O	4:BY:516:GLN:HG3	2.14	0.47
4:BX:658:ASP:O	4:BX:659:ILE:C	2.53	0.47
4:BY:502:ARG:O	4:BY:504:GLU:N	2.46	0.47
4:BY:540:ALA:CB	4:BY:544:MET:CE	2.88	0.47
4:BY:607:SER:OG	4:BY:608:ILE:N	2.43	0.47
4:BZ:658:ASP:O	4:BZ:659:ILE:C	2.51	0.47
3:BP:170:ILE:HD11	3:BP:239:VAL:CG2	2.44	0.47
3:BP:170:ILE:CD1	3:BP:239:VAL:HG23	2.43	0.47
3:BF:158:LEU:HD21	3:BF:185:ILE:HG21	1.95	0.47
3:BF:258:VAL:CG1	3:BF:260:VAL:HG23	2.44	0.47
1:AA:170:TYR:CE1	1:AA:682:PHE:HB2	2.49	0.47
1:AA:647:LYS:HE2	1:AA:654:ILE:CD1	2.28	0.47
1:AB:499:ASN:N	1:AB:505:GLN:NE2	2.61	0.47
1:AB:387:LEU:HD21	1:AB:554:TYR:CD1	2.49	0.47
3:BM:128:SER:OG	3:BM:224:LEU:CD2	2.61	0.47
1:AA:694:ARG:HD2	1:AA:828:GLN:CG	2.43	0.47
1:AA:694:ARG:HD3	1:AA:701:GLN:HE21	1.79	0.47
1:AA:802:ILE:HA	1:AA:807:ASN:HD21	1.77	0.47
1:AB:518:PHE:HB3	2:AH:69:THR:OG1	2.14	0.47
1:AB:199:VAL:HG12	1:AB:200:VAL:H	1.74	0.47
3:BL:150:LEU:HD22	3:BM:290:LYS:CA	2.44	0.47
1:AA:401:TYR:CE2	1:AA:434:THR:CG2	2.97	0.47
1:AA:436:ILE:O	1:AA:440:PHE:CB	2.61	0.47
1:AA:584:LEU:O	1:AA:588:ILE:HD12	2.14	0.47
1:AA:555:GLU:OE1	1:AA:871:PHE:HD2	1.95	0.47

*Continued on next page...*



*Continued from previous page...*

Atom-1	Atom-2	Interatomic distance (Å)	Clash overlap (Å)
3:BO:150:LEU:HD22	3:BP:290:LYS:CA	2.44	0.47
1:AA:285:ILE:CG1	1:AA:861:ASP:HB2	2.44	0.47
2:AC:37:MET:O	2:AC:38:ILE:C	2.53	0.47
1:AB:450:GLY:C	1:AB:451:ASP:OD1	2.51	0.47
4:BX:25:ILE:HG21	4:BY:26:GLY:C	2.33	0.47
3:BF:208:LEU:C	3:BF:210:THR:N	2.66	0.47
4:BX:369:ARG:NH1	4:BX:369:ARG:HG2	2.29	0.47
2:AI:8:SER:O	2:AI:10:THR:N	2.47	0.47
2:AE:346:VAL:CG2	2:AE:385:VAL:HG13	2.44	0.47
4:BY:156:GLY:HA2	4:BY:187:LYS:CE	2.44	0.47
3:BA:204:GLY:HA3	3:BA:207:CYS:O	2.14	0.47
3:BM:112:PRO:HG2	3:BM:115:SER:HB2	1.95	0.47
2:AL:78:VAL:O	2:AL:81:ALA:N	2.42	0.47
3:BL:204:GLY:HA3	3:BL:207:CYS:O	2.14	0.47
2:AE:32:GLN:O	2:AE:33:GLN:C	2.53	0.47
3:BA:108:THR:HG23	3:BA:109:LYS:H	1.78	0.47
4:BX:547:SER:O	4:BX:551:LYS:HG2	2.13	0.47
4:BX:609:SER:O	4:BX:613:SER:HB2	2.14	0.47
4:BY:593:ASP:HA	4:BY:596:THR:OG1	2.14	0.47
4:BY:654:ASN:O	4:BY:657:PRO:HD2	2.14	0.47
4:BZ:641:LEU:HB3	4:BZ:645:ILE:CD1	2.44	0.47
3:BK:256:GLU:HB2	3:BK:312:LYS:O	2.13	0.47
1:AA:321:ILE:HG13	1:AA:652:PHE:HZ	1.79	0.47
1:AB:447:TYR:CE1	1:AB:458:ILE:HD11	2.49	0.47
1:AB:466:PHE:CD1	2:AH:80:THR:CG2	2.68	0.47
3:BJ:159:ILE:HG22	3:BJ:258:VAL:CB	2.43	0.47
1:AA:839:MET:HE3	1:AA:840:HIS:C	2.35	0.47
2:AJ:37:MET:O	2:AJ:38:ILE:C	2.52	0.47
1:AA:526:LYS:HA	1:AA:529:ILE:CG2	2.43	0.47
1:AB:246:HIS:CG	1:AB:247:PRO:HD2	2.49	0.47
1:AA:568:VAL:CG1	1:AA:569:GLN:H	2.02	0.47
3:BM:193:ILE:CG2	3:BM:237:LEU:HD11	2.45	0.47
2:AD:35:ASN:O	2:AD:36:GLN:C	2.53	0.47
1:AB:731:GLN:NE2	1:AB:757:VAL:HG22	2.29	0.47
2:AG:110:ALA:HB1	2:AG:111:PRO:CD	2.44	0.47
2:AC:153:HIS:NE2	2:AD:153:HIS:NE2	2.62	0.47
2:AC:123:LYS:HG3	2:AC:124:PHE:CD1	2.50	0.47
1:AA:466:PHE:O	1:AA:467:GLN:C	2.52	0.47
2:AG:139:TRP:CD1	2:AG:139:TRP:C	2.88	0.47
1:AA:101:LYS:O	1:AA:102:GLU:HB2	2.15	0.47
3:BQ:204:GLY:HA3	3:BQ:207:CYS:O	2.14	0.47

*Continued on next page...*



*Continued from previous page...*

Atom-1	Atom-2	Interatomic distance (Å)	Clash overlap (Å)
3:BN:137:TYR:CE1	3:BN:312:LYS:HD2	2.49	0.47
3:BP:106:PHE:HE2	3:BP:303:VAL:CG2	2.27	0.47
3:BF:315:ARG:NH2	3:BF:317:LEU:HD22	2.15	0.47
3:BL:112:PRO:HG2	3:BL:115:SER:HB2	1.95	0.47
4:BX:13:SER:O	4:BX:16:VAL:N	2.47	0.47
4:BX:549:MET:C	4:BX:551:LYS:N	2.67	0.47
4:BY:581:ILE:CA	4:BY:597:GLN:HG2	2.41	0.47
4:BY:525:LEU:CD2	4:BY:642:LYS:HB2	2.43	0.47
4:BY:658:ASP:O	4:BY:659:ILE:C	2.52	0.47
4:BY:746:ARG:O	4:BY:747:SER:HB3	2.14	0.47
4:BZ:593:ASP:HA	4:BZ:596:THR:CB	2.44	0.47
4:BZ:717:VAL:CG1	4:BZ:718:ILE:N	2.73	0.47
3:BI:108:THR:HG23	3:BI:109:LYS:H	1.78	0.47
3:BI:112:PRO:HG2	3:BI:115:SER:HB2	1.95	0.47
3:BP:175:TYR:CZ	3:BP:237:LEU:HD22	2.50	0.47
2:AM:171:PRO:HB3	3:BQ:312:LYS:HD2	1.96	0.47
1:AB:329:ALA:HB3	1:AB:384:ALA:CB	2.44	0.47
1:AB:481:ARG:O	1:AB:483:VAL:N	2.46	0.47
1:AB:481:ARG:CD	2:AI:65:LEU:CD1	2.92	0.47
3:BF:268:VAL:O	3:BG:266:SER:HB2	2.15	0.47
3:BA:252:LEU:O	3:BA:253:GLY:O	2.32	0.47
1:AB:108:LEU:HD13	1:AB:111:ILE:HD12	1.96	0.47
3:BM:150:LEU:HD21	3:BN:290:LYS:HB3	1.95	0.47
3:BM:154:GLU:HA	3:BM:154:GLU:OE1	2.14	0.47
4:BX:48:VAL:CA	4:BX:419:VAL:HG11	2.41	0.47
1:AA:548:ARG:NH1	1:AA:877:MET:HA	2.29	0.47
3:BI:129:VAL:CG2	3:BI:223:LYS:HZ2	2.28	0.47
4:BY:287:LEU:HD22	4:BY:289:TYR:HE1	1.79	0.47
1:AB:126:PHE:CB	1:AB:149:LYS:O	2.62	0.47
4:BZ:440:THR:O	4:BZ:441:ARG:HB2	2.15	0.47
2:AG:310:ASN:CB	3:BJ:180:GLU:CD	2.81	0.47
3:BG:130:ASP:CG	3:BG:130:ASP:O	2.51	0.47
2:AL:8:SER:O	2:AL:10:THR:N	2.47	0.47
2:AC:8:SER:O	2:AC:10:THR:N	2.47	0.47
1:AB:487:GLY:O	1:AB:488:VAL:HB	2.15	0.47
2:AF:8:SER:O	2:AF:10:THR:N	2.47	0.47
2:AF:346:VAL:CG2	2:AF:385:VAL:HG13	2.44	0.47
1:AB:298:TYR:CD1	1:AB:299:ILE:N	2.79	0.47
4:BY:603:SER:O	4:BY:604:SER:HB3	2.12	0.47
3:BF:136:ASP:OD2	3:BF:312:LYS:NZ	2.45	0.47
4:BX:268:ASN:C	4:BX:269:ARG:HG2	2.33	0.47

*Continued on next page...*



*Continued from previous page...*

Atom-1	Atom-2	Interatomic distance (Å)	Clash overlap (Å)
4:BX:603:SER:O	4:BX:604:SER:CB	2.62	0.47
2:AJ:139:TRP:C	2:AJ:139:TRP:CD1	2.88	0.47
3:BN:204:GLY:HA3	3:BN:207:CYS:O	2.14	0.47
3:BO:204:GLY:HA3	3:BO:207:CYS:O	2.14	0.47
2:AM:105:GLN:NE2	2:AM:359:PRO:O	2.47	0.47
4:BX:35:ILE:HD13	4:BY:484:ILE:H	1.78	0.47
4:BX:489:THR:OG1	4:BX:490:VAL:N	2.45	0.47
3:BG:106:PHE:HE2	3:BG:303:VAL:CG2	2.27	0.47
3:BG:137:TYR:OH	3:BG:312:LYS:CB	2.62	0.47
4:BY:619:LEU:HD23	4:BY:619:LEU:HA	1.65	0.47
4:BY:665:GLU:OE2	4:BY:666:LYS:HE3	2.14	0.47
4:BY:9:LEU:HB3	4:BY:549:MET:HE1	1.96	0.47
4:BZ:743:ASN:C	4:BZ:745:LEU:N	2.68	0.47
4:BX:45:TYR:CD2	4:BX:262:TRP:HH2	2.29	0.47
3:BM:128:SER:OG	3:BM:224:LEU:CG	2.63	0.47
3:BL:129:VAL:HG23	3:BL:223:LYS:HZ2	1.79	0.47
1:AA:122:LEU:HD11	1:AA:201:ASP:HB2	1.96	0.47
1:AA:204:THR:HG23	1:AA:244:ILE:HB	1.95	0.47
3:BO:290:LYS:CA	3:BQ:150:LEU:HD22	2.45	0.47
3:BL:290:LYS:HA	3:BN:150:LEU:HD22	1.97	0.47
1:AB:674:VAL:HB	1:AB:679:LEU:HB2	1.96	0.47
2:AL:32:GLN:O	2:AL:33:GLN:C	2.53	0.47
2:AL:37:MET:O	2:AL:38:ILE:C	2.53	0.47
1:AB:636:LYS:O	1:AB:637:LYS:CB	2.62	0.47
1:AA:263:GLU:CB	1:AA:264:PRO:CD	2.84	0.47
3:BO:154:GLU:OE1	3:BO:154:GLU:HA	2.14	0.47
4:BY:77:PRO:HD3	4:BY:287:LEU:CG	2.44	0.47
2:AF:32:GLN:O	2:AF:33:GLN:C	2.53	0.47
4:BY:24:GLU:O	4:BY:28:THR:N	2.37	0.47
2:AE:57:ARG:NH1	2:AE:94:ASN:HD21	2.07	0.47
4:BX:361:ALA:O	4:BX:364:ASN:N	2.45	0.47
3:BA:190:SER:O	3:BA:243:THR:OG1	2.31	0.47
2:AN:54:LEU:HD12	2:AN:55:PRO:CD	2.44	0.47
2:AM:110:ALA:HB1	2:AM:111:PRO:CD	2.44	0.47
2:AJ:110:ALA:HB1	2:AJ:111:PRO:CD	2.44	0.47
2:AD:346:VAL:CG2	2:AD:385:VAL:HG13	2.44	0.47
2:AF:153:HIS:NE2	2:AG:153:HIS:NE2	2.62	0.47
3:BQ:208:LEU:C	3:BQ:210:THR:N	2.66	0.47
2:AF:123:LYS:HG3	2:AF:124:PHE:CD1	2.50	0.47
1:AA:790:ARG:NH1	1:AB:287:ASN:OD1	2.47	0.47
2:AH:139:TRP:C	2:AH:139:TRP:CD1	2.88	0.47

*Continued on next page...*



*Continued from previous page...*

Atom-1	Atom-2	Interatomic distance (Å)	Clash overlap (Å)
2:AM:61:PHE:CD1	2:AM:61:PHE:N	2.82	0.47
1:AB:137:ASN:O	1:AB:137:ASN:CG	2.52	0.47
2:AK:139:TRP:CD1	2:AK:139:TRP:C	2.88	0.47
3:BM:204:GLY:HA3	3:BM:207:CYS:O	2.14	0.47
2:AJ:105:GLN:NE2	2:AJ:359:PRO:O	2.47	0.47
3:BA:108:THR:CG2	3:BA:109:LYS:H	2.27	0.47
3:BO:112:PRO:HG2	3:BO:115:SER:HB2	1.95	0.47
3:BO:175:TYR:HE1	3:BO:237:LEU:HD22	1.79	0.47
4:BX:658:ASP:O	4:BX:661:THR:N	2.48	0.47
4:BX:710:ASP:O	4:BX:713:THR:N	2.47	0.47
4:BY:637:SER:O	4:BY:640:VAL:N	2.47	0.47
4:BZ:555:SER:O	4:BZ:559:ASN:ND2	2.48	0.47
4:BZ:618:ARG:O	4:BZ:619:LEU:C	2.53	0.47
3:BJ:193:ILE:CG2	3:BJ:237:LEU:HD11	2.45	0.47
1:AB:876:ILE:HG13	1:AB:877:MET:HB2	1.96	0.47
2:AG:34:PHE:CD2	2:AG:66:LEU:HD11	2.49	0.47
2:AG:241:ALA:CB	3:BJ:59:ILE:HD13	2.35	0.47
4:BY:355:TYR:CE1	4:BY:357:ASP:CG	2.88	0.47
3:BP:123:ASP:CG	3:BP:126:SER:H	2.17	0.47
1:AA:841:MET:O	1:AA:842:LEU:HD23	2.13	0.47
2:AJ:35:ASN:O	2:AJ:36:GLN:C	2.53	0.47
3:BF:290:LYS:CA	3:BH:150:LEU:CD2	2.93	0.47
3:BL:290:LYS:CA	3:BN:150:LEU:HD22	2.45	0.47
3:BO:153:SER:CB	3:BO:269:LEU:CD1	2.92	0.47
2:AI:75:ALA:HB3	2:AM:76:ASN:CA	2.35	0.47
3:BN:263:VAL:CG1	3:BN:289:TRP:HB2	2.44	0.47
3:BL:154:GLU:OE1	3:BL:154:GLU:HA	2.14	0.47
1:AA:414:VAL:HB	1:AA:419:PHE:HE1	1.79	0.47
1:AA:871:PHE:CD1	1:AA:871:PHE:O	2.67	0.47
3:BG:150:LEU:HD22	3:BH:290:LYS:CA	2.44	0.47
2:AF:34:PHE:O	2:AF:37:MET:HB3	2.15	0.47
1:AB:590:ASN:N	1:AB:590:ASN:ND2	2.51	0.47
3:BN:193:ILE:CG2	3:BN:237:LEU:HD11	2.45	0.47
2:AN:57:ARG:NH1	2:AN:94:ASN:HD21	2.07	0.47
3:BG:193:ILE:CG2	3:BG:237:LEU:HD11	2.45	0.47
1:AB:601:PHE:O	1:AB:602:HIS:C	2.53	0.47
2:AI:306:ALA:CB	3:BM:282:GLU:OE2	2.62	0.47
2:AJ:14:ALA:C	2:AJ:16:ASP:H	2.17	0.47
2:AD:14:ALA:C	2:AD:16:ASP:H	2.17	0.47
2:AM:111:PRO:HB3	2:AM:116:LEU:HG	1.97	0.47
2:AG:111:PRO:HB3	2:AG:116:LEU:HG	1.97	0.47

*Continued on next page...*



*Continued from previous page...*

Atom-1	Atom-2	Interatomic distance (Å)	Clash overlap (Å)
2:AE:139:TRP:C	2:AE:139:TRP:CD1	2.87	0.47
2:AE:99:GLU:O	2:AE:99:GLU:HG3	2.14	0.47
3:BJ:192:THR:HG23	3:BJ:220:THR:HA	1.97	0.47
3:BP:112:PRO:HG2	3:BP:115:SER:HB2	1.95	0.47
2:AE:60:ASN:C	2:AE:61:PHE:CD1	2.88	0.47
3:BL:258:VAL:CG1	3:BL:260:VAL:HG23	2.45	0.47
4:BX:599:THR:HG23	4:BX:599:THR:O	2.15	0.47
4:BY:716:PRO:HD2	4:BZ:750:ARG:NH2	2.26	0.47
4:BY:743:ASN:C	4:BY:745:LEU:N	2.68	0.47
4:BY:762:ILE:HA	4:BY:765:ASN:ND2	2.29	0.47
4:BZ:696:GLU:O	4:BZ:698:PHE:N	2.47	0.47
3:BF:168:MET:HE2	3:BF:175:TYR:CD1	2.49	0.47
3:BQ:108:THR:CG2	3:BQ:109:LYS:H	2.28	0.47
3:BM:108:THR:CG2	3:BM:109:LYS:H	2.27	0.47
1:AA:317:LEU:CD2	1:AA:652:PHE:HD2	2.26	0.47
1:AB:463:ILE:HD12	1:AB:472:LEU:HD13	1.96	0.47
1:AB:539:ARG:O	1:AB:542:GLN:N	2.45	0.47
1:AB:542:GLN:O	1:AB:545:ASP:N	2.47	0.47
1:AB:383:ILE:HD11	1:AB:550:LEU:CD2	2.44	0.47
3:BM:128:SER:HA	3:BM:155:LEU:HD11	1.95	0.47
3:BF:150:LEU:O	3:BF:153:SER:N	2.47	0.47
4:BZ:268:ASN:ND2	4:BZ:467:ARG:NH2	2.59	0.47
1:AA:713:GLU:O	1:AA:720:TYR:CB	2.63	0.47
2:AH:37:MET:O	2:AH:38:ILE:C	2.53	0.47
1:AB:89:GLU:O	1:AB:92:GLN:N	2.48	0.47
1:AA:427:CYS:O	1:AA:431:ILE:HG13	2.14	0.47
3:BO:150:LEU:HD22	3:BP:289:TRP:C	2.32	0.47
2:AL:313:PRO:CD	3:BP:279:PRO:CB	2.76	0.47
1:AB:703:VAL:HG13	1:AB:824:LYS:O	2.15	0.47
3:BM:170:ILE:HD11	3:BM:239:VAL:CG2	2.44	0.47
1:AB:772:ILE:CG2	1:AB:773:SER:H	2.26	0.47
1:AB:583:SER:OG	1:AB:584:LEU:N	2.47	0.47
3:BA:143:LYS:O	3:BA:144:TYR:O	2.33	0.47
2:AG:22:THR:CG2	2:AG:73:LEU:CD1	2.93	0.47
2:AE:24:TYR:C	2:AE:26:ASN:H	2.16	0.47
3:BM:83:LEU:CD2	3:BM:139:VAL:HG13	2.43	0.47
2:AJ:6:SER:O	2:AJ:8:SER:N	2.48	0.47
2:AG:6:SER:O	2:AG:8:SER:N	2.48	0.47
2:AN:5:TYR:HE2	2:AN:131:ASN:HA	1.77	0.47
2:AH:6:SER:O	2:AH:8:SER:N	2.47	0.47
2:AD:105:GLN:NE2	2:AD:359:PRO:O	2.47	0.47

*Continued on next page...*



*Continued from previous page...*

Atom-1	Atom-2	Interatomic distance (Å)	Clash overlap (Å)
2:AH:32:GLN:O	2:AH:33:GLN:C	2.53	0.47
2:AN:141:LEU:O	2:AN:146:GLN:HB2	2.13	0.47
3:BI:192:THR:HG23	3:BI:220:THR:HA	1.97	0.47
3:BI:204:GLY:HA3	3:BI:207:CYS:O	2.14	0.47
2:AL:100:MET:HG3	2:AL:388:VAL:HG11	1.97	0.47
3:BA:106:PHE:HE2	3:BA:303:VAL:CG2	2.27	0.47
3:BA:106:PHE:HE2	3:BA:303:VAL:HG21	1.80	0.47
3:BN:106:PHE:HE2	3:BN:303:VAL:CG2	2.27	0.47
3:BO:158:LEU:CD2	3:BO:185:ILE:HD13	2.44	0.47
3:BP:162:GLU:HB3	3:BP:253:GLY:C	2.35	0.47
3:BG:108:THR:HG23	3:BG:109:LYS:H	1.78	0.47
3:BF:162:GLU:CB	3:BF:253:GLY:O	2.57	0.47
4:BX:564:LEU:HD21	4:BX:591:TRP:CH2	2.49	0.47
4:BY:710:ASP:CG	4:BY:711:LEU:N	2.68	0.47
4:BZ:2:ALA:O	4:BZ:3:SER:C	2.53	0.47
4:BX:637:SER:OG	4:BX:638:ALA:N	2.47	0.47
4:BX:706:GLN:O	4:BX:707:LYS:C	2.53	0.47
4:BZ:740:GLN:O	4:BZ:743:ASN:N	2.33	0.47
3:BJ:106:PHE:HE2	3:BJ:303:VAL:CG2	2.27	0.47
3:BF:174:TYR:HE1	3:BF:234:ASN:HB2	1.74	0.47
3:BK:174:TYR:CG	3:BK:198:LEU:CD1	2.91	0.47
3:BJ:150:LEU:CB	3:BK:290:LYS:HD3	2.37	0.47
1:AA:674:VAL:HG12	1:AA:675:GLU:N	2.29	0.47
3:BH:108:THR:CG2	3:BH:109:LYS:H	2.28	0.47
3:BH:108:THR:HG23	3:BH:109:LYS:H	1.78	0.47
3:BH:125:ALA:O	3:BH:128:SER:OG	2.31	0.47
2:AD:302:PRO:O	3:BF:282:GLU:CD	2.49	0.47
1:AA:746:GLN:O	1:AA:750:MET:HG3	2.13	0.47
3:BQ:261:ILE:HG12	3:BQ:285:MET:HG3	1.89	0.47
3:BL:132:GLN:O	3:BL:133:LEU:C	2.52	0.47
2:AH:164:PHE:N	3:BK:61:GLY:HA3	2.29	0.47
3:BF:290:LYS:CA	3:BH:150:LEU:HD22	2.45	0.47
3:BO:290:LYS:CA	3:BQ:150:LEU:CD2	2.93	0.47
3:BL:290:LYS:CA	3:BN:150:LEU:CD2	2.93	0.47
3:BL:165:CYS:HB2	3:BL:322:PHE:N	2.29	0.47
1:AB:254:GLU:HB3	2:AN:69:THR:HB	1.95	0.47
2:AK:106:ARG:HH22	2:AM:93:ASP:CG	2.18	0.47
3:BG:154:GLU:HA	3:BG:154:GLU:OE1	2.14	0.47
2:AN:202:PRO:HG3	4:BX:577:ARG:HD3	1.47	0.47
1:AB:717:MET:HE1	1:AB:830:PRO:CD	2.44	0.47
1:AA:181:LEU:CG	1:AA:182:LEU:H	2.09	0.47

*Continued on next page...*



*Continued from previous page...*

Atom-1	Atom-2	Interatomic distance (Å)	Clash overlap (Å)
4:BY:347:GLU:O	4:BY:349:SER:N	2.47	0.47
4:BY:347:GLU:C	4:BY:349:SER:N	2.68	0.47
3:BK:175:TYR:CZ	3:BK:237:LEU:HD22	2.50	0.47
3:BL:87:THR:HG1	3:BL:122:THR:HG22	1.77	0.47
1:AB:770:SER:O	1:AB:773:SER:N	2.48	0.47
2:AM:35:ASN:O	2:AM:36:GLN:C	2.53	0.47
2:AM:32:GLN:O	2:AM:33:GLN:C	2.53	0.47
3:BN:170:ILE:HD11	3:BN:239:VAL:CG2	2.44	0.47
3:BL:193:ILE:CG2	3:BL:237:LEU:HD11	2.45	0.47
1:AB:658:PRO:HB2	1:AB:661:GLN:CG	2.42	0.47
3:BL:180:GLU:CG	3:BL:180:GLU:O	2.63	0.47
3:BH:170:ILE:HD11	3:BH:239:VAL:CG2	2.44	0.47
2:AJ:150:PHE:O	2:AJ:330:VAL:HG13	2.15	0.47
3:BF:170:ILE:HD11	3:BF:239:VAL:CG2	2.44	0.47
3:BG:180:GLU:CG	3:BG:180:GLU:O	2.63	0.47
2:AD:340:LYS:HD3	2:AD:342:MET:HE1	1.97	0.47
2:AG:14:ALA:C	2:AG:16:ASP:H	2.17	0.47
2:AI:340:LYS:HD3	2:AI:342:MET:HE1	1.97	0.47
3:BK:180:GLU:O	3:BK:180:GLU:CG	2.63	0.47
3:BQ:76:PHE:HB3	3:BQ:110:GLY:O	2.14	0.47
2:AJ:111:PRO:HB3	2:AJ:116:LEU:HG	1.97	0.47
3:BM:180:GLU:CG	3:BM:180:GLU:O	2.63	0.47
3:BO:222:GLU:HB2	3:BO:225:VAL:CG2	2.45	0.47
1:AA:695:ALA:O	1:AA:696:SER:HB3	2.13	0.47
2:AE:74:ASP:OD2	2:AE:76:ASN:HB3	2.15	0.47
3:BP:192:THR:HG23	3:BP:220:THR:HA	1.97	0.47
3:BH:202:THR:O	3:BH:202:THR:HG22	2.15	0.47
3:BO:202:THR:HG22	3:BO:202:THR:O	2.15	0.47
2:AG:78:VAL:O	2:AG:81:ALA:N	2.41	0.47
2:AN:60:ASN:C	2:AN:61:PHE:CD1	2.88	0.47
2:AC:100:MET:HG3	2:AC:388:VAL:HG11	1.97	0.47
2:AD:139:TRP:C	2:AD:139:TRP:CD1	2.88	0.47
2:AM:139:TRP:CD1	2:AM:139:TRP:C	2.88	0.47
2:AF:100:MET:HG3	2:AF:388:VAL:HG11	1.97	0.47
3:BK:192:THR:HG23	3:BK:220:THR:HA	1.97	0.47
2:AD:78:VAL:O	2:AD:81:ALA:N	2.41	0.47
3:BO:192:THR:HG23	3:BO:220:THR:HA	1.97	0.47
3:BJ:202:THR:O	3:BJ:202:THR:HG22	2.15	0.47
3:BH:192:THR:HG23	3:BH:220:THR:HA	1.97	0.47
3:BP:313:ARG:HG3	3:BP:316:SER:CB	2.43	0.47
3:BG:256:GLU:OE1	3:BG:283:ARG:NH1	2.48	0.47

*Continued on next page...*



*Continued from previous page...*

Atom-1	Atom-2	Interatomic distance (Å)	Clash overlap (Å)
4:BX:16:VAL:CG2	4:BX:17:ASP:N	2.78	0.47
4:BY:564:LEU:HD21	4:BY:591:TRP:CH2	2.50	0.47
4:BY:692:ALA:HB3	4:BY:701:ILE:HG22	1.96	0.47
4:BY:619:LEU:HD11	4:BY:712:VAL:HG11	1.96	0.47
4:BY:740:GLN:O	4:BY:741:ALA:C	2.53	0.47
4:BZ:16:VAL:CG2	4:BZ:17:ASP:N	2.77	0.47
2:AG:258:ASN:OD1	4:BZ:582:ARG:HB2	2.15	0.47
3:BJ:174:TYR:HD1	3:BJ:198:LEU:HD12	1.63	0.47
3:BJ:108:THR:CG2	3:BJ:109:LYS:H	2.28	0.47
1:AB:281:ASP:O	1:AB:282:VAL:C	2.53	0.47
1:AB:434:THR:O	1:AB:434:THR:CG2	2.57	0.47
3:BM:125:ALA:HB1	3:BM:223:LYS:CG	2.44	0.47
1:AA:769:SER:O	1:AA:770:SER:C	2.53	0.47
2:AL:123:LYS:HG3	2:AL:124:PHE:CD1	2.50	0.47
1:AA:503:VAL:HA	1:AA:505:GLN:HG2	1.96	0.47
1:AA:510:LEU:HA	1:AA:513:LEU:HD12	1.96	0.47
1:AA:588:ILE:CG2	1:AA:589:GLY:H	2.26	0.47
2:AN:313:PRO:CD	3:BO:279:PRO:CB	2.89	0.47
1:AA:353:LEU:O	1:AA:354:GLN:HB2	2.15	0.47
1:AB:182:LEU:HD21	1:AB:848:PHE:CE1	2.50	0.47
1:AB:275:PRO:HB2	1:AB:278:ILE:CG1	2.40	0.47
2:AG:150:PHE:O	2:AG:330:VAL:HG13	2.15	0.47
3:BF:193:ILE:CG2	3:BF:237:LEU:HD11	2.45	0.47
2:AO:74:ASP:OD2	2:AO:76:ASN:HB3	2.15	0.47
2:AJ:3:VAL:O	2:AJ:4:LEU:C	2.53	0.47
2:AH:14:ALA:C	2:AH:16:ASP:H	2.16	0.47
2:AM:346:VAL:CG2	2:AM:385:VAL:HG13	2.44	0.47
3:BG:222:GLU:HB2	3:BG:225:VAL:CG2	2.45	0.47
3:BA:222:GLU:HB2	3:BA:225:VAL:CG2	2.45	0.47
1:AA:742:GLY:O	1:AA:743:ASP:O	2.33	0.47
1:AB:127:GLU:OE1	1:AB:151:LYS:HE2	2.15	0.47
3:BG:202:THR:O	3:BG:202:THR:HG22	2.15	0.47
3:BO:143:LYS:HG3	3:BO:292:TRP:HZ2	1.79	0.47
3:BL:192:THR:HG23	3:BL:220:THR:HA	1.97	0.47
3:BK:204:GLY:HA3	3:BK:207:CYS:O	2.14	0.47
2:AO:78:VAL:O	2:AO:81:ALA:N	2.42	0.47
3:BQ:202:THR:O	3:BQ:202:THR:HG22	2.15	0.47
3:BP:204:GLY:HA3	3:BP:207:CYS:O	2.14	0.47
2:AN:171:PRO:HB2	3:BO:314:SER:OG	2.15	0.47
2:AO:153:HIS:NE2	2:AO:154:LYS:HD3	2.29	0.47
2:AO:153:HIS:O	2:AO:154:LYS:C	2.52	0.47

*Continued on next page...*



*Continued from previous page...*

Atom-1	Atom-2	Interatomic distance (Å)	Clash overlap (Å)
3:BH:204:GLY:HA3	3:BH:207:CYS:O	2.14	0.47
3:BN:108:THR:CG2	3:BN:109:LYS:H	2.28	0.47
3:BN:130:ASP:N	3:BN:131:PRO:HD3	2.30	0.47
3:BO:256:GLU:HB2	3:BO:312:LYS:O	2.15	0.47
3:BO:256:GLU:OE1	3:BO:283:ARG:NH1	2.48	0.47
3:BO:106:PHE:HE2	3:BO:303:VAL:CG2	2.27	0.47
3:BG:67:TYR:O	3:BG:69:ASN:N	2.47	0.47
4:BY:14:TYR:CD1	4:BY:15:THR:N	2.83	0.47
4:BY:579:ALA:O	4:BY:580:SER:CB	2.62	0.47
4:BY:2:ALA:HB3	4:BY:635:ASP:CA	2.44	0.47
4:BY:672:ALA:CB	4:BY:685:GLY:HA2	2.44	0.47
4:BZ:520:LEU:O	4:BZ:520:LEU:HG	2.14	0.47
4:BZ:619:LEU:O	4:BZ:623:GLU:HG2	2.15	0.47
4:BZ:644:LYS:O	4:BZ:646:ASP:N	2.48	0.47
4:BX:473:LEU:CD1	4:BY:262:TRP:HZ2	2.28	0.47
3:BJ:168:MET:CE	3:BJ:175:TYR:CD1	2.98	0.47
3:BJ:175:TYR:CZ	3:BJ:237:LEU:HD22	2.50	0.47
3:BI:108:THR:CG2	3:BI:109:LYS:H	2.27	0.47
3:BK:256:GLU:OE1	3:BK:283:ARG:NH1	2.48	0.47
3:BK:306:ILE:O	3:BK:310:MET:HE2	2.15	0.47
2:AI:41:MET:O	2:AI:42:ASN:C	2.54	0.47
1:AA:122:LEU:HD11	1:AA:201:ASP:CB	2.44	0.47
2:AI:246:THR:CG2	3:BL:67:TYR:CZ	2.90	0.47
3:BA:256:GLU:OE1	3:BA:283:ARG:NH1	2.48	0.47
4:BY:261:LEU:HD13	4:BY:478:ASP:CB	2.40	0.47
2:AL:34:PHE:O	2:AL:37:MET:HB3	2.15	0.47
3:BO:268:VAL:CG2	3:BP:266:SER:HA	2.44	0.47
1:AB:95:ILE:C	1:AB:97:THR:H	2.18	0.47
1:AB:203:GLU:O	1:AB:207:ILE:HG13	2.14	0.47
1:AA:503:VAL:HG12	1:AA:506:LEU:CB	2.45	0.47
2:AH:74:ASP:OD2	2:AJ:76:ASN:CB	2.62	0.47
1:AB:710:MET:HE1	1:AB:824:LYS:HD3	1.97	0.47
2:AF:37:MET:O	2:AF:38:ILE:C	2.53	0.47
4:BY:42:GLN:HG3	4:BZ:329:ASN:O	2.15	0.47
4:BZ:516:GLN:NE2	4:BZ:516:GLN:H	2.13	0.47
2:AD:75:ALA:HB3	2:AL:76:ASN:HA	1.96	0.47
2:AM:150:PHE:O	2:AM:330:VAL:HG13	2.15	0.47
3:BH:193:ILE:CG2	3:BH:237:LEU:HD11	2.45	0.47
2:AE:23:LEU:CD2	2:AE:25:SER:H	2.28	0.47
3:BA:193:ILE:CG2	3:BA:237:LEU:HD11	2.45	0.47
4:BX:525:LEU:CD2	4:BX:642:LYS:HB2	2.44	0.47

*Continued on next page...*



*Continued from previous page...*

Atom-1	Atom-2	Interatomic distance (Å)	Clash overlap (Å)
2:AN:32:GLN:O	2:AN:33:GLN:C	2.53	0.47
2:AD:1:MET:O	2:AD:2:ASP:C	2.51	0.47
2:AO:346:VAL:CG2	2:AO:385:VAL:HG13	2.44	0.47
2:AG:346:VAL:CG2	2:AG:385:VAL:HG13	2.44	0.47
2:AK:346:VAL:CG2	2:AK:385:VAL:HG13	2.44	0.47
1:AB:720:TYR:HB2	1:AB:802:ILE:O	2.15	0.47
3:BI:180:GLU:O	3:BI:180:GLU:CG	2.63	0.47
3:BK:202:THR:HG22	3:BK:202:THR:O	2.15	0.47
2:AJ:61:PHE:N	2:AJ:61:PHE:CD1	2.82	0.47
2:AK:99:GLU:O	2:AK:99:GLU:HG3	2.14	0.47
2:AE:100:MET:HG3	2:AE:388:VAL:HG11	1.97	0.47
3:BN:202:THR:O	3:BN:202:THR:HG22	2.15	0.47
2:AI:100:MET:HG3	2:AI:388:VAL:HG11	1.97	0.47
3:BN:106:PHE:HE2	3:BN:303:VAL:HG21	1.80	0.47
3:BP:162:GLU:OE2	3:BP:315:ARG:HG2	2.15	0.47
3:BO:127:PHE:CD2	3:BO:155:LEU:CD2	2.64	0.47
3:BO:128:SER:OG	3:BO:224:LEU:CB	2.63	0.47
3:BO:168:MET:CE	3:BO:175:TYR:CD1	2.98	0.47
4:BX:717:VAL:CG1	4:BX:718:ILE:H	2.20	0.47
4:BY:617:ARG:HE	4:BY:620:ARG:HH21	1.59	0.47
4:BY:618:ARG:NH1	4:BY:618:ARG:HG2	2.25	0.47
4:BY:754:GLU:O	4:BY:757:ASN:N	2.47	0.47
4:BZ:658:ASP:O	4:BZ:661:THR:N	2.48	0.47
3:BH:306:ILE:O	3:BH:310:MET:HE2	2.15	0.47
1:AB:415:PRO:O	1:AB:417:ASP:N	2.48	0.47
1:AB:437:TYR:CD2	1:AB:443:GLN:HB2	2.50	0.47
1:AB:443:GLN:C	1:AB:445:MET:H	2.18	0.47
2:AI:32:GLN:O	2:AI:33:GLN:C	2.53	0.47
3:BJ:257:ASN:ND2	3:BJ:313:ARG:CG	2.76	0.47
3:BF:154:GLU:CG	3:BG:290:LYS:HZ3	2.24	0.47
2:AG:164:PHE:N	3:BJ:61:GLY:HA3	2.27	0.47
3:BH:154:GLU:HA	3:BH:154:GLU:OE1	2.14	0.47
1:AB:526:LYS:HG3	1:AB:527:ARG:N	2.30	0.47
1:AA:710:MET:HE1	1:AA:824:LYS:HE2	1.97	0.47
4:BX:72:THR:HB	4:BX:333:LEU:CD1	2.25	0.47
3:BM:268:VAL:CG2	3:BN:266:SER:HA	2.45	0.47
3:BO:142:MET:SD	3:BO:152:MET:HE3	2.54	0.47
3:BP:144:TYR:N	3:BP:263:VAL:O	2.42	0.47
2:AE:241:ALA:HB1	3:BF:59:ILE:CG2	2.36	0.47
2:AD:310:ASN:HB2	3:BH:180:GLU:CD	2.34	0.47
1:AA:853:ASP:O	1:AA:854:LEU:CB	2.63	0.47

*Continued on next page...*



*Continued from previous page...*

Atom-1	Atom-2	Interatomic distance (Å)	Clash overlap (Å)
2:AK:23:LEU:CD2	2:AK:25:SER:H	2.28	0.47
2:AN:164:PHE:O	3:BO:61:GLY:CA	2.62	0.47
2:AO:1:MET:HG3	2:AO:2:ASP:N	2.29	0.47
1:AB:353:LEU:O	1:AB:354:GLN:C	2.53	0.47
2:AH:340:LYS:HD3	2:AH:342:MET:HE1	1.97	0.47
2:AD:6:SER:O	2:AD:8:SER:N	2.48	0.47
2:AI:3:VAL:O	2:AI:4:LEU:C	2.53	0.47
2:AI:6:SER:O	2:AI:8:SER:N	2.48	0.47
2:AH:346:VAL:CG2	2:AH:385:VAL:HG13	2.44	0.47
3:BN:222:GLU:HB2	3:BN:225:VAL:CG2	2.45	0.47
1:AB:314:PHE:HD1	1:AB:314:PHE:H	1.61	0.47
1:AA:804:SER:HB2	1:AA:810:TYR:HB2	1.97	0.47
4:BX:287:LEU:HD22	4:BX:289:TYR:HE1	1.79	0.47
1:AA:494:ASN:CG	1:AA:495:ASP:H	2.19	0.47
2:AO:153:HIS:O	2:AO:337:ASP:HB2	2.15	0.47
2:AH:100:MET:HG3	2:AH:388:VAL:HG11	1.97	0.47
1:AB:325:ASN:O	1:AB:328:LEU:HB3	2.14	0.47
2:AK:60:ASN:C	2:AK:61:PHE:CD1	2.88	0.47
4:BY:486:ASN:CG	4:BY:486:ASN:O	2.52	0.46
2:AL:163:SER:OG	3:BP:61:GLY:CA	2.59	0.46
3:BG:108:THR:CG2	3:BG:109:LYS:H	2.28	0.46
3:BO:162:GLU:OE1	3:BO:313:ARG:NH2	2.45	0.46
3:BL:108:THR:CG2	3:BL:109:LYS:H	2.28	0.46
4:BX:593:ASP:O	4:BX:596:THR:N	2.48	0.46
4:BX:641:LEU:HB3	4:BX:645:ILE:CD1	2.45	0.46
4:BX:755:PHE:CD2	4:BX:763:ILE:CD1	2.98	0.46
4:BZ:637:SER:HB2	4:BZ:667:PHE:HD2	1.80	0.46
4:BZ:710:ASP:CG	4:BZ:711:LEU:N	2.68	0.46
3:BJ:106:PHE:HE2	3:BJ:303:VAL:HG21	1.80	0.46
1:AA:676:ILE:O	1:AA:680:ASP:HB2	2.15	0.46
1:AA:111:ILE:CG2	1:AA:111:ILE:O	2.63	0.46
1:AB:442:MET:CG	1:AB:443:GLN:N	2.75	0.46
1:AB:497:ILE:O	1:AB:498:ARG:C	2.53	0.46
1:AB:549:LEU:HD12	1:AB:549:LEU:HA	1.70	0.46
3:BQ:193:ILE:CG2	3:BQ:237:LEU:HD11	2.45	0.46
3:BQ:125:ALA:HB1	3:BQ:223:LYS:HB2	1.98	0.46
1:AA:151:LYS:O	1:AA:152:ARG:CB	2.63	0.46
2:AJ:32:GLN:O	2:AJ:33:GLN:C	2.53	0.46
1:AA:763:LEU:HA	1:AA:764:PRO:HD3	1.72	0.46
3:BN:154:GLU:HA	3:BN:154:GLU:OE1	2.14	0.46
2:AC:299:ASN:OD1	3:BH:71:THR:HB	2.13	0.46

*Continued on next page...*



*Continued from previous page...*

Atom-1	Atom-2	Interatomic distance (Å)	Clash overlap (Å)
2:AJ:255:ARG:NH2	3:BN:67:TYR:CE1	2.81	0.46
1:AA:492:VAL:CG1	1:AA:558:MET:CE	2.93	0.46
2:AN:69:THR:O	2:AN:70:LEU:CB	2.62	0.46
1:AA:413:VAL:O	1:AA:414:VAL:C	2.53	0.46
2:AC:32:GLN:O	2:AC:33:GLN:C	2.53	0.46
2:AC:34:PHE:O	2:AC:37:MET:HB3	2.15	0.46
3:BM:175:TYR:CZ	3:BM:237:LEU:HD22	2.49	0.46
1:AB:409:TRP:CZ3	1:AB:413:VAL:HG23	2.50	0.46
3:BI:202:THR:HG22	3:BI:202:THR:O	2.15	0.46
2:AL:3:VAL:O	2:AL:4:LEU:C	2.53	0.46
2:AE:1:MET:O	2:AE:2:ASP:C	2.53	0.46
2:AN:1:MET:O	2:AN:2:ASP:C	2.53	0.46
2:AD:111:PRO:HB3	2:AD:116:LEU:HG	1.97	0.46
1:AB:727:LEU:O	1:AB:728:ASP:HB3	2.16	0.46
4:BX:7:ARG:HD2	4:BX:625:ALA:CA	2.44	0.46
3:BQ:199:ASN:HD21	3:BQ:201:GLN:HG2	1.81	0.46
2:AF:139:TRP:CD1	2:AF:139:TRP:C	2.88	0.46
1:AB:641:ILE:HG13	1:AB:641:ILE:H	1.38	0.46
1:AA:794:THR:HG22	1:AA:794:THR:O	2.16	0.46
3:BN:161:ASN:O	3:BN:255:ARG:CD	2.63	0.46
3:BP:161:ASN:O	3:BP:255:ARG:NE	2.47	0.46
3:BP:255:ARG:NH1	3:BP:313:ARG:NH1	2.63	0.46
3:BF:315:ARG:NE	3:BF:317:LEU:HB2	2.30	0.46
4:BX:636:ILE:O	4:BX:640:VAL:HG23	2.16	0.46
4:BY:540:ALA:O	4:BY:541:ALA:C	2.53	0.46
4:BY:643:THR:O	4:BY:646:ASP:HB3	2.15	0.46
4:BY:677:ASN:ND2	4:BY:711:LEU:HD11	2.24	0.46
4:BY:734:TYR:OH	4:BY:761:PRO:CB	2.59	0.46
4:BZ:640:VAL:HG13	4:BZ:644:LYS:HZ2	1.79	0.46
4:BZ:688:GLY:O	4:BZ:689:ARG:CB	2.58	0.46
4:BZ:740:GLN:O	4:BZ:741:ALA:C	2.54	0.46
3:BJ:168:MET:HE1	3:BJ:175:TYR:CD1	2.50	0.46
3:BI:230:VAL:HG21	3:BJ:105:LEU:HD22	1.97	0.46
3:BP:193:ILE:CG2	3:BP:237:LEU:HD11	2.45	0.46
3:BF:106:PHE:HE2	3:BF:303:VAL:HG21	1.80	0.46
3:BF:256:GLU:OE1	3:BF:283:ARG:NH1	2.48	0.46
3:BH:256:GLU:OE1	3:BH:283:ARG:NH1	2.48	0.46
3:BH:106:PHE:HE2	3:BH:303:VAL:HG21	1.80	0.46
3:BM:106:PHE:HE2	3:BM:303:VAL:HG21	1.80	0.46
1:AB:442:MET:CG	1:AB:443:GLN:H	2.21	0.46
1:AB:509:ALA:O	1:AB:513:LEU:CG	2.53	0.46

*Continued on next page...*



*Continued from previous page...*

Atom-1	Atom-2	Interatomic distance (Å)	Clash overlap (Å)
1:AB:548:ARG:HH12	1:AB:878:ASN:H	1.58	0.46
2:AI:123:LYS:HG3	2:AI:124:PHE:CD1	2.50	0.46
2:AI:37:MET:O	2:AI:38:ILE:C	2.52	0.46
2:AG:241:ALA:HB3	3:BJ:59:ILE:HG21	1.78	0.46
3:BQ:170:ILE:HD11	3:BQ:239:VAL:CG2	2.44	0.46
3:BK:275:PRO:HD2	3:BK:276:THR:N	2.31	0.46
4:BX:407:ALA:HB3	4:BX:427:ARG:HE	1.80	0.46
3:BI:157:ASP:HA	3:BI:271:ILE:HG12	1.96	0.46
2:AL:41:MET:O	2:AL:42:ASN:C	2.53	0.46
3:BL:162:GLU:HB3	3:BL:253:GLY:O	2.15	0.46
1:AB:645:PHE:O	1:AB:649:LEU:HG	2.14	0.46
2:AN:69:THR:O	2:AN:70:LEU:HB2	2.15	0.46
3:BO:150:LEU:HD21	3:BP:290:LYS:HG2	1.98	0.46
3:BP:289:TRP:HZ3	3:BP:292:TRP:NE1	2.13	0.46
3:BI:290:LYS:CA	3:BK:150:LEU:CD2	2.92	0.46
1:AB:633:LEU:O	1:AB:635:GLN:N	2.46	0.46
3:BK:175:TYR:HE1	3:BK:237:LEU:HD22	1.79	0.46
3:BK:193:ILE:CG2	3:BK:237:LEU:HD11	2.45	0.46
3:BQ:180:GLU:CG	3:BQ:180:GLU:O	2.63	0.46
2:AE:5:TYR:HE2	2:AE:131:ASN:HA	1.77	0.46
2:AK:54:LEU:HD12	2:AK:55:PRO:CD	2.44	0.46
2:AH:1:MET:O	2:AH:2:ASP:C	2.53	0.46
2:AF:246:THR:CG2	3:BI:67:TYR:CE2	2.97	0.46
3:BG:176:GLN:HG3	3:BG:176:GLN:O	2.14	0.46
4:BZ:654:ASN:N	4:BZ:654:ASN:OD1	2.47	0.46
4:BY:381:THR:O	4:BY:457:ASN:HB2	2.15	0.46
2:AH:60:ASN:C	2:AH:61:PHE:CD1	2.88	0.46
3:BF:192:THR:HG23	3:BF:220:THR:HA	1.97	0.46
3:BP:108:THR:HG23	3:BP:109:LYS:H	1.78	0.46
3:BG:106:PHE:HE2	3:BG:303:VAL:HG21	1.80	0.46
3:BO:137:TYR:HE2	3:BO:311:SER:HA	1.80	0.46
3:BL:256:GLU:OE1	3:BL:283:ARG:NH1	2.48	0.46
4:BX:9:LEU:CD2	4:BX:549:MET:HE3	2.30	0.46
4:BX:710:ASP:CG	4:BX:711:LEU:N	2.68	0.46
4:BY:640:VAL:HG13	4:BY:644:LYS:HZ2	1.79	0.46
4:BZ:597:GLN:O	4:BZ:599:THR:HG23	2.15	0.46
3:BP:239:VAL:HG12	3:BP:240:THR:N	2.31	0.46
3:BI:104:GLN:OE1	3:BI:104:GLN:HA	2.16	0.46
1:AA:383:ILE:O	1:AA:384:ALA:C	2.52	0.46
1:AA:465:ASN:O	1:AA:469:ALA:HB2	2.16	0.46
1:AB:437:TYR:CD2	1:AB:443:GLN:CB	2.98	0.46

*Continued on next page...*



*Continued from previous page...*

Atom-1	Atom-2	Interatomic distance (Å)	Clash overlap (Å)
1:AB:492:VAL:HB	1:AB:558:MET:SD	2.55	0.46
3:BP:275:PRO:HD2	3:BP:276:THR:N	2.31	0.46
4:BY:355:TYR:CD2	4:BY:424:LEU:HD12	2.47	0.46
3:BF:68:ALA:O	3:BF:69:ASN:C	2.54	0.46
1:AA:197:GLY:O	1:AA:198:LYS:C	2.53	0.46
2:AG:164:PHE:H	3:BJ:61:GLY:CA	2.25	0.46
3:BL:165:CYS:HB2	3:BL:322:PHE:H	1.80	0.46
3:BI:289:TRP:C	3:BI:289:TRP:CD1	2.88	0.46
3:BK:154:GLU:HA	3:BK:154:GLU:OE1	2.14	0.46
1:AB:180:TYR:CD1	1:AB:181:LEU:N	2.81	0.46
3:BM:175:TYR:HH	3:BM:237:LEU:HD23	1.79	0.46
3:BJ:172:LEU:CB	3:BJ:173:TYR:CE2	2.98	0.46
3:BL:239:VAL:HG12	3:BL:240:THR:N	2.31	0.46
2:AI:310:ASN:HB3	3:BL:180:GLU:CD	2.36	0.46
3:BJ:180:GLU:O	3:BJ:180:GLU:CG	2.63	0.46
3:BI:193:ILE:CG2	3:BI:237:LEU:HD11	2.45	0.46
2:AN:35:ASN:O	2:AN:36:GLN:C	2.54	0.46
1:AB:857:PHE:CD1	1:AB:857:PHE:N	2.83	0.46
3:BA:170:ILE:HD11	3:BA:239:VAL:CG2	2.44	0.46
4:BZ:443:ARG:C	4:BZ:444:VAL:CG2	2.83	0.46
2:AG:3:VAL:O	2:AG:4:LEU:C	2.53	0.46
2:AM:6:SER:O	2:AM:8:SER:N	2.48	0.46
2:AC:3:VAL:O	2:AC:4:LEU:C	2.53	0.46
2:AF:6:SER:O	2:AF:8:SER:N	2.48	0.46
4:BX:143:VAL:HG13	4:BX:152:TYR:HB3	1.98	0.46
3:BP:222:GLU:HB2	3:BP:225:VAL:CG2	2.45	0.46
3:BN:192:THR:HG23	3:BN:220:THR:HA	1.97	0.46
4:BZ:648:SER:O	4:BZ:649:THR:HB	2.15	0.46
3:BQ:192:THR:HG23	3:BQ:220:THR:HA	1.97	0.46
3:BP:202:THR:HG22	3:BP:202:THR:O	2.15	0.46
1:AA:100:PRO:HB2	1:AA:103:SER:HB2	1.98	0.46
3:BA:202:THR:HG22	3:BA:202:THR:O	2.15	0.46
3:BN:164:LEU:O	3:BN:249:CYS:HA	2.16	0.46
3:BG:68:ALA:O	3:BG:69:ASN:O	2.32	0.46
3:BO:175:TYR:CZ	3:BO:237:LEU:HD22	2.50	0.46
4:BY:578:GLY:C	4:BY:580:SER:N	2.65	0.46
4:BY:615:ILE:O	4:BY:619:LEU:HD12	2.16	0.46
4:BZ:564:LEU:HD21	4:BZ:591:TRP:CH2	2.49	0.46
4:BZ:637:SER:OG	4:BZ:638:ALA:N	2.48	0.46
4:BZ:645:ILE:HG22	4:BZ:645:ILE:O	2.16	0.46
3:BJ:239:VAL:HG12	3:BJ:240:THR:N	2.31	0.46

*Continued on next page...*



*Continued from previous page...*

Atom-1	Atom-2	Interatomic distance (Å)	Clash overlap (Å)
3:BM:205:ILE:HG23	3:BM:205:ILE:O	2.16	0.46
3:BH:123:ASP:OD1	3:BH:126:SER:N	2.40	0.46
3:BJ:275:PRO:HD2	3:BJ:276:THR:N	2.31	0.46
3:BM:108:THR:HG23	3:BM:109:LYS:H	1.78	0.46
2:AG:34:PHE:O	2:AG:37:MET:HB3	2.16	0.46
2:AI:34:PHE:O	2:AI:37:MET:HB3	2.15	0.46
1:AA:241:TYR:HA	1:AA:242:PRO:HD3	1.60	0.46
1:AA:250:HIS:NE2	1:AA:840:HIS:CB	2.78	0.46
3:BQ:282:GLU:OE1	3:BQ:282:GLU:HA	2.16	0.46
2:AH:34:PHE:O	2:AH:37:MET:HB3	2.16	0.46
1:AB:791:LYS:HB3	1:AB:792:VAL:H	1.57	0.46
1:AA:556:THR:O	1:AA:558:MET:N	2.48	0.46
1:AB:190:ASN:O	1:AB:192:ASN:N	2.48	0.46
3:BQ:144:TYR:N	3:BQ:263:VAL:O	2.44	0.46
3:BI:289:TRP:HH2	3:BI:292:TRP:HE1	1.54	0.46
1:AA:141:GLU:O	1:AA:142:LEU:CB	2.63	0.46
3:BH:180:GLU:O	3:BH:180:GLU:CG	2.63	0.46
3:BN:239:VAL:HG12	3:BN:240:THR:N	2.31	0.46
1:AB:94:THR:HG23	1:AB:658:PRO:HG3	1.98	0.46
1:AA:268:ASP:O	1:AA:272:ASN:CG	2.53	0.46
3:BI:170:ILE:CD1	3:BI:239:VAL:HG23	2.43	0.46
2:AM:1:MET:O	2:AM:2:ASP:C	2.51	0.46
2:AK:1:MET:O	2:AK:2:ASP:C	2.53	0.46
2:AK:5:TYR:HE2	2:AK:131:ASN:HA	1.78	0.46
2:AJ:346:VAL:CG2	2:AJ:385:VAL:HG13	2.44	0.46
1:AB:800:TYR:O	1:AB:802:ILE:N	2.48	0.46
1:AA:738:LEU:HD11	1:AA:743:ASP:HB2	1.97	0.46
3:BG:199:ASN:HD21	3:BG:201:GLN:HG2	1.81	0.46
2:AO:123:LYS:HG3	2:AO:124:PHE:CE1	2.50	0.46
3:BM:202:THR:O	3:BM:202:THR:HG22	2.15	0.46
1:AA:707:TYR:CZ	1:AA:754:ASN:HA	2.50	0.46
2:AI:139:TRP:CD1	2:AI:139:TRP:C	2.88	0.46
3:BN:148:LEU:HD22	3:BN:151:ASP:OD2	2.16	0.46
3:BP:128:SER:HB3	3:BP:155:LEU:CD1	2.05	0.46
3:BO:193:ILE:CG2	3:BO:237:LEU:HD11	2.45	0.46
4:BX:624:MET:SD	4:BX:632:ASN:CB	2.99	0.46
2:AK:268:GLN:CD	4:BX:700:GLU:HB3	2.35	0.46
4:BY:681:VAL:HB	4:BY:693:TYR:CG	2.46	0.46
4:BY:704:ASP:C	4:BY:706:GLN:N	2.68	0.46
4:BY:760:ASN:N	4:BY:761:PRO:CD	2.78	0.46
3:BF:175:TYR:O	3:BF:234:ASN:HA	2.15	0.46

*Continued on next page...*



*Continued from previous page...*

Atom-1	Atom-2	Interatomic distance (Å)	Clash overlap (Å)
3:BP:186:SER:HB3	3:BP:246:ILE:HG13	1.98	0.46
3:BK:125:ALA:HB1	3:BK:223:LYS:CG	2.45	0.46
1:AA:645:PHE:HD2	1:AA:646:LEU:HD23	1.80	0.46
1:AA:317:LEU:CA	1:AA:652:PHE:HE2	2.29	0.46
1:AB:470:ASN:O	1:AB:471:TRP:C	2.54	0.46
4:BY:419:VAL:HG23	4:BZ:335:THR:HG21	1.96	0.46
3:BO:290:LYS:HA	3:BQ:150:LEU:HD22	1.97	0.46
1:AA:725:ARG:HH21	1:AA:829:ILE:CD1	2.24	0.46
2:AH:23:LEU:CD2	2:AH:25:SER:H	2.28	0.46
1:AB:93:LYS:O	1:AB:656:ARG:HB3	2.15	0.46
3:BO:282:GLU:HA	3:BO:282:GLU:OE1	2.16	0.46
3:BK:271:ILE:CG1	3:BK:272:THR:N	2.30	0.46
3:BM:268:VAL:CB	3:BN:266:SER:CA	2.91	0.46
1:AA:876:ILE:O	1:AA:877:MET:HB2	2.16	0.46
3:BK:55:ILE:O	3:BK:56:ASN:CB	2.64	0.46
4:BY:349:SER:HB2	4:BY:430:LEU:HD12	1.97	0.46
3:BK:239:VAL:HG12	3:BK:240:THR:N	2.31	0.46
1:AB:270:ILE:HD11	1:AB:292:LEU:HD11	1.97	0.46
4:BY:29:LYS:HD3	4:BZ:26:GLY:HA2	1.97	0.46
1:AA:154:THR:O	1:AA:155:LEU:C	2.53	0.46
3:BL:170:ILE:HG23	3:BL:237:LEU:HB3	1.97	0.46
3:BL:282:GLU:OE1	3:BL:282:GLU:HA	2.16	0.46
3:BH:239:VAL:HG12	3:BH:240:THR:N	2.31	0.46
1:AB:360:ILE:N	1:AB:360:ILE:HD12	2.30	0.46
3:BA:239:VAL:HG12	3:BA:240:THR:N	2.31	0.46
2:AK:37:MET:O	2:AK:38:ILE:C	2.53	0.46
3:BF:239:VAL:HG12	3:BF:240:THR:N	2.31	0.46
1:AB:345:GLN:HG3	1:AB:349:MET:CE	2.46	0.46
1:AA:785:GLN:O	1:AA:786:ILE:C	2.54	0.46
2:AJ:54:LEU:HA	2:AJ:55:PRO:HD3	1.82	0.46
2:AL:6:SER:O	2:AL:8:SER:N	2.49	0.46
3:BH:178:THR:N	3:BH:182:ASN:HD22	2.13	0.46
3:BI:222:GLU:HB2	3:BI:225:VAL:CG2	2.45	0.46
3:BA:180:GLU:CG	3:BA:180:GLU:O	2.63	0.46
3:BA:199:ASN:HD21	3:BA:201:GLN:HG2	1.81	0.46
3:BF:301:ASP:O	3:BF:301:ASP:OD1	2.34	0.46
1:AA:612:SER:O	1:AA:616:GLU:HB2	2.15	0.46
4:BX:381:THR:O	4:BX:457:ASN:HB2	2.15	0.46
2:AD:73:LEU:N	2:AD:73:LEU:HD23	2.31	0.46
3:BG:192:THR:HG23	3:BG:220:THR:HA	1.97	0.46
3:BO:208:LEU:CD1	4:BY:480:TYR:CE1	2.96	0.46

*Continued on next page...*



*Continued from previous page...*

Atom-1	Atom-2	Interatomic distance (Å)	Clash overlap (Å)
2:AL:163:SER:OG	3:BP:62:SER:HA	2.16	0.46
3:BP:256:GLU:OE1	3:BP:283:ARG:NH1	2.48	0.46
3:BN:316:SER:OG	3:BP:323:TYR:CE2	2.64	0.46
3:BF:275:PRO:HD2	3:BF:276:THR:N	2.31	0.46
3:BG:317:LEU:HD21	3:BO:325:ARG:C	2.36	0.46
3:BL:109:LYS:HZ1	4:BX:496:ARG:NH2	2.11	0.46
4:BX:498:LEU:O	4:BX:498:LEU:HD12	2.15	0.46
4:BX:500:GLU:HG3	4:BX:501:LEU:N	2.29	0.46
4:BX:505:PHE:CE1	4:BX:659:ILE:HD11	2.50	0.46
4:BX:750:ARG:O	4:BX:751:VAL:C	2.54	0.46
4:BY:2:ALA:O	4:BY:3:SER:C	2.52	0.46
4:BY:525:LEU:HG	4:BY:525:LEU:O	2.15	0.46
4:BY:694:ARG:C	4:BY:696:GLU:N	2.68	0.46
4:BZ:593:ASP:HA	4:BZ:596:THR:OG1	2.15	0.46
4:BZ:9:LEU:HB3	4:BZ:549:MET:HE1	1.98	0.46
3:BI:106:PHE:HE2	3:BI:303:VAL:HG21	1.80	0.46
3:BF:205:ILE:HG23	3:BF:205:ILE:O	2.16	0.46
3:BP:205:ILE:O	3:BP:205:ILE:HG23	2.16	0.46
3:BJ:268:VAL:HG11	3:BK:266:SER:HA	1.97	0.46
3:BK:144:TYR:CD1	3:BK:265:GLY:HA3	2.50	0.46
3:BH:205:ILE:HG23	3:BH:205:ILE:O	2.16	0.46
1:AB:326:TYR:HD1	1:AB:384:ALA:HB1	1.79	0.46
3:BP:274:ASP:HB3	3:BQ:302:TYR:CZ	2.50	0.46
3:BM:125:ALA:HB1	3:BM:223:LYS:HB2	1.98	0.46
1:AA:421:ARG:HB3	1:AB:523:VAL:HG21	1.96	0.46
3:BI:183:LYS:O	3:BI:249:CYS:N	2.33	0.46
2:AO:24:TYR:HB2	2:AO:71:LEU:HD12	1.97	0.46
4:BZ:305:TYR:HE1	4:BZ:307:ARG:HG3	1.77	0.46
3:BK:282:GLU:HA	3:BK:282:GLU:OE1	2.16	0.46
2:AK:106:ARG:HG3	2:AL:147:ARG:HD2	1.97	0.46
2:AH:74:ASP:OD2	2:AH:76:ASN:HB3	2.15	0.46
1:AB:159:ASP:OD2	1:AB:761:GLY:CA	2.63	0.46
2:AC:41:MET:O	2:AC:42:ASN:C	2.54	0.46
2:AF:38:ILE:O	2:AF:42:ASN:ND2	2.49	0.46
2:AM:34:PHE:O	2:AM:37:MET:HB3	2.16	0.46
2:AN:23:LEU:CD2	2:AN:25:SER:H	2.28	0.46
2:AN:37:MET:O	2:AN:38:ILE:C	2.53	0.46
3:BM:282:GLU:OE1	3:BM:282:GLU:HA	2.16	0.46
3:BA:179:ASP:C	3:BA:181:ALA:H	2.19	0.46
2:AC:6:SER:O	2:AC:8:SER:N	2.48	0.46
2:AF:3:VAL:O	2:AF:4:LEU:C	2.53	0.46

*Continued on next page...*



*Continued from previous page...*

Atom-1	Atom-2	Interatomic distance (Å)	Clash overlap (Å)
3:BH:282:GLU:OE1	3:BH:282:GLU:HA	2.16	0.46
3:BM:75:THR:CG2	3:BM:79:SER:OG	2.62	0.46
4:BY:538:ILE:HD13	4:BY:538:ILE:HA	1.81	0.46
3:BO:301:ASP:O	3:BO:301:ASP:OD1	2.34	0.46
3:BJ:148:LEU:HD22	3:BJ:151:ASP:OD2	2.16	0.46
4:BX:265:MET:SD	4:BY:255:VAL:HG22	2.56	0.46
3:BG:272:THR:HG21	3:BG:277:THR:HB	1.97	0.46
3:BN:256:GLU:CB	3:BN:314:SER:OG	2.64	0.46
3:BP:108:THR:CG2	3:BP:109:LYS:H	2.28	0.46
3:BO:310:MET:O	3:BO:311:SER:CB	2.63	0.46
3:BO:104:GLN:OE1	3:BO:104:GLN:HA	2.16	0.46
3:BL:310:MET:HG3	3:BL:311:SER:N	2.30	0.46
4:BX:568:LEU:O	4:BX:569:SER:C	2.53	0.46
4:BX:662:GLU:HA	4:BX:665:GLU:CD	2.36	0.46
4:BX:696:GLU:O	4:BX:698:PHE:N	2.49	0.46
3:BG:104:GLN:OE1	3:BG:104:GLN:HA	2.16	0.46
1:AB:283:ASN:O	1:AB:863:VAL:HG23	2.15	0.46
1:AB:542:GLN:O	1:AB:543:LEU:C	2.53	0.46
3:BJ:125:ALA:HB1	3:BJ:223:LYS:CG	2.45	0.46
1:AA:124:ARG:CZ	1:AA:203:GLU:CB	2.93	0.46
3:BJ:322:PHE:HD2	3:BL:313:ARG:CG	2.16	0.46
1:AA:332:VAL:CG1	1:AA:557:LEU:HD21	2.46	0.46
1:AA:548:ARG:HH11	1:AA:877:MET:N	2.13	0.46
4:BX:30:THR:O	4:BY:34:THR:N	2.45	0.46
2:AK:106:ARG:HG2	2:AK:107:ASN:HB2	1.97	0.46
3:BG:158:LEU:CD2	3:BG:185:ILE:HD13	2.44	0.46
2:AE:238:ILE:HG23	3:BF:63:MET:HE3	1.93	0.46
3:BM:272:THR:HG21	3:BM:277:THR:CB	2.46	0.46
4:BZ:516:GLN:N	4:BZ:516:GLN:NE2	2.64	0.46
1:AB:772:ILE:O	1:AB:773:SER:C	2.54	0.46
2:AO:106:ARG:HG2	2:AO:107:ASN:H	1.80	0.46
2:AO:32:GLN:O	2:AO:33:GLN:C	2.53	0.46
2:AD:34:PHE:O	2:AD:37:MET:HB3	2.16	0.46
3:BL:202:THR:HG22	3:BL:202:THR:O	2.15	0.46
3:BQ:83:LEU:CD2	3:BQ:139:VAL:HG13	2.43	0.46
3:BN:180:GLU:O	3:BN:180:GLU:CG	2.63	0.46
2:AC:310:ASN:HB2	3:BG:180:GLU:CD	2.35	0.46
2:AM:3:VAL:O	2:AM:4:LEU:C	2.53	0.46
1:AB:836:ARG:H	1:AB:836:ARG:HG2	1.59	0.46
2:AC:145:ARG:HD3	2:AN:143:ASN:HA	1.98	0.46
2:AE:61:PHE:N	2:AE:61:PHE:CD1	2.84	0.46

*Continued on next page...*



*Continued from previous page...*

Atom-1	Atom-2	Interatomic distance (Å)	Clash overlap (Å)
2:AG:105:GLN:NE2	2:AG:359:PRO:O	2.47	0.46
3:BM:192:THR:HG23	3:BM:220:THR:HA	1.97	0.46
1:AB:692:ILE:O	1:AB:695:ALA:HB3	2.16	0.46
2:AI:99:GLU:O	2:AI:99:GLU:HG3	2.16	0.46
3:BA:301:ASP:OD1	3:BA:301:ASP:O	2.34	0.46
3:BG:204:GLY:HA3	3:BG:207:CYS:O	2.14	0.46
2:AK:100:MET:HG3	2:AK:388:VAL:HG11	1.97	0.46
3:BF:319:SER:O	3:BF:320:ALA:C	2.54	0.46
4:BX:35:ILE:CG2	4:BY:37:LEU:HD11	2.23	0.46
3:BN:256:GLU:OE1	3:BN:283:ARG:NH1	2.48	0.46
3:BO:186:SER:HB3	3:BO:246:ILE:HG13	1.98	0.46
4:BX:514:MET:SD	4:BX:764:ARG:HD3	2.56	0.46
4:BX:542:LYS:C	4:BX:544:MET:N	2.68	0.46
4:BX:542:LYS:HB3	4:BZ:17:ASP:CB	2.46	0.46
4:BX:9:LEU:HB3	4:BX:549:MET:HE1	1.97	0.46
4:BX:553:LYS:O	4:BX:554:LYS:HB2	2.16	0.46
4:BX:2:ALA:CB	4:BX:638:ALA:HB2	2.46	0.46
4:BX:686:THR:HG22	4:BX:687:ASP:CG	2.37	0.46
4:BX:631:MET:HE1	4:BX:752:LEU:HD23	1.98	0.46
4:BY:5:ILE:HG13	4:BY:530:MET:SD	2.55	0.46
4:BY:540:ALA:CB	4:BY:544:MET:SD	2.91	0.46
4:BY:579:ALA:O	4:BY:580:SER:HB2	2.16	0.46
4:BY:501:LEU:CD1	4:BY:655:THR:HG21	2.44	0.46
4:BY:706:GLN:O	4:BY:709:ALA:N	2.49	0.46
4:BY:514:MET:SD	4:BY:764:ARG:HD3	2.56	0.46
4:BY:666:LYS:HB2	4:BY:776:LEU:HD13	1.97	0.46
4:BZ:525:LEU:CD2	4:BZ:642:LYS:HB2	2.45	0.46
4:BZ:568:LEU:HD23	4:BZ:590:ALA:CB	2.46	0.46
4:BX:45:TYR:HE2	4:BX:262:TRP:HZ3	1.52	0.46
3:BJ:170:ILE:HD11	3:BJ:239:VAL:CG2	2.44	0.46
3:BP:168:MET:HE1	3:BP:175:TYR:CZ	2.49	0.46
3:BQ:104:GLN:OE1	3:BQ:104:GLN:HA	2.16	0.46
3:BG:173:TYR:HB2	3:BG:175:TYR:CZ	2.51	0.46
3:BF:129:VAL:C	3:BF:131:PRO:HD3	2.35	0.46
3:BF:159:ILE:CG1	3:BF:160:LEU:H	2.28	0.46
3:BF:104:GLN:OE1	3:BF:104:GLN:HA	2.16	0.46
1:AB:543:LEU:O	1:AB:544:VAL:C	2.53	0.46
3:BQ:158:LEU:CD2	3:BQ:185:ILE:HD13	2.44	0.46
4:BY:315:HIS:CB	4:BY:356:TRP:O	2.46	0.46
3:BF:288:ASN:ND2	3:BH:153:SER:HB2	2.28	0.46
1:AA:703:VAL:HG21	1:AA:797:PRO:HB3	1.97	0.46

*Continued on next page...*



*Continued from previous page...*

Atom-1	Atom-2	Interatomic distance (Å)	Clash overlap (Å)
1:AA:772:ILE:O	1:AA:773:SER:C	2.53	0.46
3:BH:162:GLU:N	3:BH:253:GLY:O	2.45	0.46
1:AA:583:SER:O	1:AA:584:LEU:C	2.54	0.46
1:AA:591:ALA:O	1:AA:877:MET:SD	2.74	0.46
1:AA:865:PRO:O	1:AA:867:ASN:N	2.49	0.46
3:BJ:282:GLU:HA	3:BJ:282:GLU:OE1	2.16	0.46
3:BK:186:SER:HB3	3:BK:246:ILE:HG13	1.98	0.46
3:BM:239:VAL:HG12	3:BM:240:THR:N	2.31	0.46
3:BM:170:ILE:CD1	3:BM:239:VAL:HG23	2.43	0.46
3:BO:286:ARG:NH1	3:BQ:268:VAL:HG13	2.30	0.46
4:BZ:24:GLU:O	4:BZ:25:ILE:C	2.54	0.46
1:AB:275:PRO:C	1:AB:277:ARG:N	2.68	0.46
2:AD:150:PHE:O	2:AD:330:VAL:HG13	2.15	0.46
3:BH:186:SER:HB3	3:BH:246:ILE:HG13	1.98	0.46
3:BI:186:SER:HB3	3:BI:246:ILE:HG13	1.98	0.46
1:AA:815:TYR:H	1:AA:815:TYR:HD1	1.63	0.46
3:BF:180:GLU:O	3:BF:180:GLU:CG	2.63	0.46
1:AA:846:LEU:HG	1:AA:847:THR:N	2.30	0.46
2:AL:139:TRP:CD1	2:AL:139:TRP:C	2.88	0.46
2:AC:99:GLU:HG3	2:AC:99:GLU:O	2.16	0.46
2:AK:32:GLN:O	2:AK:33:GLN:C	2.53	0.46
3:BN:125:ALA:HB1	3:BN:223:LYS:CG	2.45	0.46
3:BN:310:MET:CG	3:BN:311:SER:N	2.53	0.46
3:BO:127:PHE:CZ	3:BO:140:VAL:HG21	2.51	0.46
3:BO:205:ILE:O	3:BO:205:ILE:HG23	2.16	0.46
3:BL:106:PHE:HE2	3:BL:303:VAL:HG21	1.80	0.46
4:BX:616:SER:O	4:BX:618:ARG:N	2.48	0.46
4:BX:740:GLN:O	4:BX:743:ASN:N	2.31	0.46
4:BY:686:THR:O	4:BY:688:GLY:N	2.48	0.46
4:BZ:534:ILE:H	4:BZ:534:ILE:HG13	1.60	0.46
4:BZ:706:GLN:O	4:BZ:709:ALA:N	2.49	0.46
4:BZ:762:ILE:O	4:BZ:763:ILE:C	2.55	0.46
3:BK:104:GLN:OE1	3:BK:104:GLN:HA	2.16	0.46
3:BF:127:PHE:CZ	3:BF:140:VAL:HG21	2.51	0.46
3:BK:108:THR:CG2	3:BK:109:LYS:H	2.27	0.46
3:BL:104:GLN:OE1	3:BL:104:GLN:HA	2.16	0.46
2:AG:32:GLN:O	2:AG:33:GLN:C	2.53	0.46
1:AB:466:PHE:HE1	2:AH:80:THR:CG2	2.06	0.46
2:AI:35:ASN:O	2:AI:36:GLN:C	2.55	0.46
4:BZ:409:VAL:CB	4:BZ:426:PHE:CE2	2.99	0.46
3:BF:290:LYS:HA	3:BH:150:LEU:HD22	1.97	0.46

*Continued on next page...*



*Continued from previous page...*

Atom-1	Atom-2	Interatomic distance (Å)	Clash overlap (Å)
2:AL:35:ASN:O	2:AL:36:GLN:C	2.55	0.46
2:AL:38:ILE:O	2:AL:42:ASN:ND2	2.49	0.46
1:AA:833:PHE:CZ	1:AA:835:PHE:HD1	2.31	0.46
3:BO:268:VAL:HG23	3:BP:266:SER:HB2	1.96	0.46
3:BM:268:VAL:CG1	3:BN:286:ARG:CZ	2.94	0.46
2:AK:163:SER:HB3	3:BN:62:SER:N	2.30	0.46
3:BF:199:ASN:HD21	3:BF:201:GLN:HG2	1.81	0.46
3:BL:270:ASP:OD1	3:BL:270:ASP:O	2.34	0.46
1:AB:308:LEU:CB	1:AB:310:LEU:HD21	2.44	0.46
3:BF:210:THR:OG1	4:BZ:379:ILE:HG13	2.16	0.46
1:AB:854:LEU:O	1:AB:855:LEU:C	2.54	0.46
3:BG:170:ILE:HD11	3:BG:239:VAL:CG2	2.44	0.46
3:BO:180:GLU:CG	3:BO:180:GLU:O	2.63	0.46
2:AO:3:VAL:O	2:AO:4:LEU:C	2.54	0.46
3:BK:179:ASP:C	3:BK:181:ALA:H	2.19	0.46
2:AI:14:ALA:C	2:AI:16:ASP:N	2.69	0.46
2:AN:14:ALA:C	2:AN:16:ASP:N	2.70	0.46
2:AH:310:ASN:HB2	3:BK:180:GLU:OE1	2.16	0.46
3:BQ:88:GLU:OE1	3:BQ:143:LYS:HE3	2.16	0.46
2:AH:382:LEU:HD22	2:AH:386:PHE:CE2	2.51	0.46
3:BO:199:ASN:HD21	3:BO:201:GLN:HG2	1.81	0.46
3:BJ:319:SER:O	3:BJ:320:ALA:HB2	2.16	0.46
2:AL:99:GLU:HG3	2:AL:99:GLU:O	2.16	0.46
3:BG:301:ASP:O	3:BG:301:ASP:OD1	2.34	0.46
1:AB:670:ARG:O	2:AL:68:THR:OG1	2.22	0.46
4:BX:489:THR:HG23	4:BX:490:VAL:N	2.30	0.46
3:BN:161:ASN:O	3:BN:255:ARG:NE	2.49	0.46
3:BO:137:TYR:HE2	3:BO:311:SER:CA	2.29	0.46
3:BO:168:MET:HE2	3:BO:175:TYR:CG	2.51	0.46
3:BL:127:PHE:CZ	3:BL:140:VAL:HG21	2.51	0.46
4:BX:563:THR:O	4:BX:564:LEU:C	2.55	0.46
4:BX:633:PHE:HD2	4:BX:668:ILE:HD13	1.81	0.46
4:BX:733:ASN:C	4:BX:734:TYR:O	2.49	0.46
4:BY:505:PHE:CE1	4:BY:659:ILE:HD11	2.51	0.46
4:BY:563:THR:O	4:BY:564:LEU:C	2.54	0.46
4:BY:585:GLY:HA2	4:BY:706:GLN:NE2	2.31	0.46
4:BY:609:SER:O	4:BY:613:SER:HB2	2.16	0.46
4:BY:706:GLN:O	4:BY:707:LYS:C	2.53	0.46
4:BZ:626:THR:HG22	4:BZ:627:GLN:CG	2.36	0.46
4:BZ:680:GLU:CB	4:BZ:682:PHE:HE1	2.29	0.46
4:BZ:710:ASP:O	4:BZ:713:THR:N	2.49	0.46

*Continued on next page...*



*Continued from previous page...*

Atom-1	Atom-2	Interatomic distance (Å)	Clash overlap (Å)
3:BJ:311:SER:O	3:BJ:312:LYS:C	2.52	0.46
3:BF:108:THR:CG2	3:BF:109:LYS:H	2.27	0.46
3:BQ:108:THR:HG23	3:BQ:109:LYS:H	1.78	0.46
3:BK:307:ILE:HD13	3:BK:310:MET:CE	2.45	0.46
1:AA:113:PRO:HG2	1:AA:609:ASN:CB	2.36	0.46
1:AB:428:GLN:HA	1:AB:431:ILE:HD12	1.97	0.46
1:AB:415:PRO:HB2	1:AB:480:PHE:HB2	1.97	0.46
1:AB:869:VAL:HG13	1:AB:873:ASN:CA	2.44	0.46
2:AG:35:ASN:O	2:AG:36:GLN:C	2.53	0.46
2:AG:34:PHE:CD2	2:AG:66:LEU:HD12	2.51	0.46
3:BQ:256:GLU:OE1	3:BQ:283:ARG:NH1	2.48	0.46
2:AC:295:MET:HE3	3:BH:67:TYR:CG	2.50	0.46
2:AJ:34:PHE:O	2:AJ:35:ASN:C	2.54	0.46
2:AJ:34:PHE:O	2:AJ:37:MET:HB3	2.16	0.46
1:AA:306:ASP:HB3	1:AA:614:TYR:CE2	2.50	0.46
1:AA:471:TRP:HD1	1:AA:512:GLN:HE22	1.63	0.46
1:AA:516:GLN:C	1:AA:518:PHE:H	2.19	0.46
3:BP:268:VAL:HG13	3:BQ:286:ARG:NH1	2.30	0.46
2:AL:106:ARG:CD	2:AL:106:ARG:H	2.12	0.46
2:AN:313:PRO:CD	3:BO:279:PRO:HB2	2.46	0.46
1:AA:629:ASN:HD21	1:AA:670:ARG:HH11	1.62	0.46
1:AB:363:GLU:O	1:AB:363:GLU:HG3	2.15	0.46
3:BF:202:THR:HG22	3:BF:202:THR:O	2.15	0.46
2:AO:37:MET:O	2:AO:38:ILE:C	2.53	0.46
2:AI:164:PHE:H	3:BL:61:GLY:HA3	1.78	0.46
2:AN:74:ASP:OD2	2:AN:76:ASN:HB3	2.15	0.46
3:BH:179:ASP:C	3:BH:181:ALA:H	2.19	0.46
3:BG:282:GLU:HA	3:BG:282:GLU:OE1	2.16	0.46
2:AH:61:PHE:N	2:AH:61:PHE:CD1	2.84	0.46
3:BK:301:ASP:O	3:BK:301:ASP:OD1	2.34	0.46
2:AC:139:TRP:CD1	2:AC:139:TRP:C	2.88	0.46
3:BP:301:ASP:OD1	3:BP:301:ASP:O	2.34	0.46
2:AF:60:ASN:C	2:AF:61:PHE:CD1	2.90	0.46
3:BK:148:LEU:HD22	3:BK:151:ASP:OD2	2.16	0.46
2:AI:60:ASN:C	2:AI:61:PHE:CD1	2.90	0.46
1:AA:205:ALA:O	1:AA:206:ALA:C	2.54	0.46
3:BA:116:VAL:CG1	3:BA:117:TYR:N	2.79	0.45
3:BO:275:PRO:HD2	3:BO:276:THR:N	2.31	0.45
3:BG:73:GLU:CG	3:BG:73:GLU:O	2.61	0.45
4:BX:743:ASN:C	4:BX:745:LEU:N	2.69	0.45
4:BX:762:ILE:O	4:BX:765:ASN:N	2.48	0.45

*Continued on next page...*



*Continued from previous page...*

Atom-1	Atom-2	Interatomic distance (Å)	Clash overlap (Å)
4:BX:666:LYS:HB2	4:BX:776:LEU:HD13	1.98	0.45
4:BY:626:THR:HG23	4:BZ:524:PRO:CG	2.46	0.45
3:BN:104:GLN:OE1	3:BN:104:GLN:HA	2.16	0.45
3:BQ:106:PHE:HE2	3:BQ:303:VAL:HG21	1.80	0.45
1:AA:259:HIS:HD2	1:AA:677:ARG:HG3	1.59	0.45
1:AA:324:SER:OG	1:AA:651:ILE:CD1	2.49	0.45
1:AA:389:GLN:CD	1:AA:389:GLN:O	2.54	0.45
1:AA:657:VAL:HA	1:AA:658:PRO:HD3	1.69	0.45
1:AB:463:ILE:HG21	1:AB:468:VAL:HG11	1.98	0.45
1:AB:484:VAL:HG21	2:AI:69:THR:OG1	2.16	0.45
3:BM:256:GLU:OE1	3:BM:283:ARG:NH1	2.48	0.45
3:BQ:186:SER:HB3	3:BQ:246:ILE:HG13	1.98	0.45
4:BY:315:HIS:CD2	4:BY:357:ASP:CA	2.75	0.45
3:BL:125:ALA:HB1	3:BL:223:LYS:HB2	1.98	0.45
3:BL:129:VAL:CG2	3:BL:223:LYS:NZ	2.79	0.45
3:BA:125:ALA:HB1	3:BA:223:LYS:HB2	1.98	0.45
3:BA:126:SER:HA	3:BA:223:LYS:HZ2	1.69	0.45
2:AH:35:ASN:O	2:AH:36:GLN:C	2.54	0.45
3:BK:253:GLY:HA2	3:BK:254:PRO:HD3	1.61	0.45
1:AA:558:MET:HG3	1:AA:559:ALA:N	2.31	0.45
1:AB:252:PHE:O	1:AB:253:ASN:C	2.55	0.45
4:BX:29:LYS:HA	4:BY:33:VAL:HG12	1.96	0.45
3:BO:150:LEU:CD2	3:BP:290:LYS:CA	2.94	0.45
1:AB:701:GLN:CD	1:AB:701:GLN:N	2.70	0.45
1:AB:771:VAL:CB	1:AB:809:PHE:HB3	2.37	0.45
1:AA:265:LEU:HD21	1:AA:292:LEU:HD12	1.93	0.45
2:AD:34:PHE:O	2:AD:35:ASN:C	2.54	0.45
2:AD:71:LEU:O	2:AD:72:ASN:O	2.34	0.45
3:BF:170:ILE:CD1	3:BF:239:VAL:HG23	2.43	0.45
3:BQ:179:ASP:C	3:BQ:181:ALA:H	2.19	0.45
2:AE:3:VAL:O	2:AE:4:LEU:C	2.55	0.45
2:AK:14:ALA:C	2:AK:16:ASP:N	2.70	0.45
1:AB:169:LEU:HD12	1:AB:169:LEU:HA	1.73	0.45
2:AH:54:LEU:HD12	2:AH:55:PRO:CD	2.44	0.45
3:BL:222:GLU:HB2	3:BL:225:VAL:CG2	2.45	0.45
3:BM:222:GLU:HB2	3:BM:225:VAL:CG2	2.45	0.45
3:BN:199:ASN:HD21	3:BN:201:GLN:HG2	1.81	0.45
3:BP:199:ASN:HD21	3:BP:201:GLN:HG2	1.81	0.45
2:AK:74:ASP:OD2	2:AK:76:ASN:HB3	2.15	0.45
2:AE:382:LEU:HD22	2:AE:386:PHE:CE2	2.51	0.45
2:AN:100:MET:HG3	2:AN:388:VAL:HG11	1.97	0.45

*Continued on next page...*



*Continued from previous page...*

Atom-1	Atom-2	Interatomic distance (Å)	Clash overlap (Å)
3:BJ:301:ASP:OD1	3:BJ:301:ASP:O	2.34	0.45
3:BL:148:LEU:HD22	3:BL:151:ASP:OD2	2.16	0.45
3:BN:160:LEU:HA	3:BN:258:VAL:CG1	2.47	0.45
3:BP:106:PHE:HE2	3:BP:303:VAL:HG21	1.80	0.45
3:BP:322:PHE:HB3	3:BP:323:TYR:CD1	2.49	0.45
4:BX:633:PHE:CE1	4:BX:719:SER:HB2	2.51	0.45
4:BX:18:LEU:CD1	4:BY:19:SER:HB3	2.40	0.45
4:BY:645:ILE:O	4:BY:645:ILE:HG22	2.16	0.45
3:BF:174:TYR:HD1	3:BF:234:ASN:HB3	1.77	0.45
3:BF:158:LEU:CD2	3:BF:185:ILE:HD13	2.44	0.45
1:AB:463:ILE:HG21	1:AB:468:VAL:CG1	2.46	0.45
2:AI:38:ILE:O	2:AI:42:ASN:ND2	2.49	0.45
3:BQ:239:VAL:HG12	3:BQ:240:THR:N	2.31	0.45
4:BY:270:ASP:OD1	4:BY:467:ARG:HG2	2.16	0.45
3:BG:131:PRO:O	3:BG:131:PRO:CD	2.64	0.45
3:BG:131:PRO:O	3:BG:131:PRO:HD2	2.17	0.45
3:BM:69:ASN:HD22	7:BM:401:NAG:C1	2.14	0.45
1:AA:204:THR:HG22	1:AA:244:ILE:HD12	1.97	0.45
1:AA:701:GLN:O	1:AA:761:GLY:O	2.34	0.45
1:AA:526:LYS:CA	1:AA:529:ILE:HG22	2.47	0.45
1:AB:639:LYS:O	1:AB:642:VAL:N	2.49	0.45
3:BL:150:LEU:HD22	3:BM:289:TRP:C	2.30	0.45
2:AH:255:ARG:HD3	3:BI:65:THR:OG1	2.15	0.45
2:AC:38:ILE:O	2:AC:42:ASN:ND2	2.49	0.45
2:AF:35:ASN:O	2:AF:36:GLN:C	2.55	0.45
1:AB:739:MET:CG	1:AB:740:ARG:N	2.79	0.45
3:BM:267:ASP:HB2	3:BM:286:ARG:CZ	2.46	0.45
3:BH:130:ASP:O	3:BH:132:GLN:HG2	2.17	0.45
1:AA:160:TYR:OH	1:AA:635:GLN:HB3	2.17	0.45
2:AD:74:ASP:OD2	2:AD:76:ASN:HB3	2.16	0.45
2:AO:34:PHE:O	2:AO:37:MET:HB3	2.15	0.45
3:BI:199:ASN:HD21	3:BI:201:GLN:HG2	1.81	0.45
3:BA:186:SER:HB3	3:BA:246:ILE:HG13	1.98	0.45
3:BG:170:ILE:HD11	3:BG:239:VAL:HG21	1.98	0.45
2:AD:54:LEU:HA	2:AD:55:PRO:HD3	1.82	0.45
3:BN:179:ASP:C	3:BN:181:ALA:H	2.19	0.45
1:AB:216:GLU:HG3	1:AB:216:GLU:O	2.17	0.45
1:AB:178:PRO:CD	1:AB:256:PHE:CE2	2.99	0.45
3:BK:222:GLU:HB2	3:BK:225:VAL:CG2	2.45	0.45
1:AA:810:TYR:C	1:AA:812:VAL:N	2.68	0.45
2:AK:61:PHE:N	2:AK:61:PHE:CD1	2.84	0.45

*Continued on next page...*



*Continued from previous page...*

Atom-1	Atom-2	Interatomic distance (Å)	Clash overlap (Å)
3:BN:301:ASP:O	3:BN:301:ASP:OD1	2.34	0.45
2:AO:139:TRP:CD1	2:AO:139:TRP:C	2.89	0.45
2:AJ:225:LEU:HD13	2:AJ:277:PHE:HD2	1.81	0.45
2:AG:225:LEU:HD13	2:AG:277:PHE:HD2	1.82	0.45
2:AH:190:VAL:HG21	2:AH:210:HIS:HB2	1.99	0.45
2:AK:382:LEU:HD22	2:AK:386:PHE:CE2	2.51	0.45
3:BP:127:PHE:CZ	3:BP:140:VAL:HG21	2.52	0.45
4:BY:627:GLN:C	4:BY:628:THR:OG1	2.55	0.45
4:BZ:560:SER:O	4:BZ:563:THR:HB	2.16	0.45
4:BX:40:PHE:O	4:BX:41:ALA:HB2	2.16	0.45
3:BJ:170:ILE:HD11	3:BJ:239:VAL:HG21	1.98	0.45
3:BK:137:TYR:CD2	3:BK:310:MET:CG	2.98	0.45
2:AJ:171:PRO:HG3	3:BM:312:LYS:NZ	2.31	0.45
1:AA:385:ALA:O	1:AA:389:GLN:N	2.47	0.45
1:AB:508:GLU:HG2	1:AB:512:GLN:HE22	1.66	0.45
3:BM:158:LEU:CD2	3:BM:185:ILE:HD13	2.44	0.45
3:BQ:187:MET:CG	3:BQ:224:LEU:CD1	2.87	0.45
3:BF:148:LEU:O	3:BF:149:GLN:C	2.54	0.45
3:BI:268:VAL:O	3:BI:269:LEU:CD2	2.63	0.45
1:AA:772:ILE:HD11	1:AA:809:PHE:CE2	2.52	0.45
2:AJ:255:ARG:CZ	3:BN:65:THR:OG1	2.64	0.45
1:AB:108:LEU:N	1:AB:108:LEU:HD22	2.32	0.45
1:AA:306:ASP:C	1:AA:308:LEU:N	2.68	0.45
1:AB:704:ILE:O	1:AB:823:THR:HG23	2.16	0.45
4:BY:347:GLU:HA	4:BY:430:LEU:O	2.16	0.45
3:BM:186:SER:HB3	3:BM:246:ILE:HG13	1.98	0.45
3:BI:282:GLU:OE1	3:BI:282:GLU:HA	2.16	0.45
1:AB:296:ALA:C	1:AB:297:ARG:HG2	2.36	0.45
1:AA:160:TYR:CZ	1:AA:635:GLN:HB3	2.51	0.45
4:BY:22:ILE:HD11	4:BZ:22:ILE:HD11	1.98	0.45
2:AD:32:GLN:O	2:AD:33:GLN:C	2.53	0.45
3:BN:170:ILE:CD1	3:BN:239:VAL:HG23	2.43	0.45
3:BL:199:ASN:HD21	3:BL:201:GLN:HG2	1.81	0.45
1:AA:601:PHE:O	1:AA:602:HIS:C	2.55	0.45
2:AN:34:PHE:O	2:AN:37:MET:HB3	2.16	0.45
3:BO:83:LEU:CD2	3:BO:139:VAL:HG13	2.43	0.45
2:AO:14:ALA:C	2:AO:16:ASP:N	2.69	0.45
3:BP:180:GLU:CG	3:BP:180:GLU:O	2.63	0.45
3:BJ:179:ASP:C	3:BJ:181:ALA:H	2.19	0.45
3:BM:179:ASP:C	3:BM:181:ALA:H	2.19	0.45
2:AN:3:VAL:O	2:AN:4:LEU:C	2.55	0.45

*Continued on next page...*



*Continued from previous page...*

Atom-1	Atom-2	Interatomic distance (Å)	Clash overlap (Å)
2:AC:346:VAL:CG2	2:AC:385:VAL:HG13	2.44	0.45
2:AI:346:VAL:CG2	2:AI:385:VAL:HG13	2.44	0.45
4:BY:143:VAL:HG13	4:BY:152:TYR:HB3	1.98	0.45
2:AO:53:ASN:O	2:AO:55:PRO:HD3	2.17	0.45
3:BM:199:ASN:HD21	3:BM:201:GLN:HG2	1.81	0.45
3:BM:301:ASP:O	3:BM:301:ASP:OD1	2.34	0.45
2:AK:225:LEU:HD13	2:AK:277:PHE:HD2	1.82	0.45
2:AF:382:LEU:HD22	2:AF:386:PHE:CE2	2.52	0.45
3:BN:256:GLU:HG3	3:BN:314:SER:OG	2.15	0.45
3:BG:116:VAL:HG13	3:BG:117:TYR:H	1.77	0.45
3:BO:108:THR:CG2	3:BO:109:LYS:H	2.27	0.45
3:BI:174:TYR:HE1	3:BI:234:ASN:HB2	1.72	0.45
3:BP:68:ALA:HA	4:BX:600:ASP:HB3	1.98	0.45
4:BX:760:ASN:OD1	4:BX:764:ARG:NH2	2.49	0.45
4:BY:14:TYR:CD1	4:BY:14:TYR:C	2.90	0.45
4:BY:517:LEU:O	4:BY:518:ILE:C	2.55	0.45
4:BY:617:ARG:NE	4:BY:620:ARG:NH2	2.60	0.45
4:BY:495:GLU:OE1	4:BY:654:ASN:HB3	2.16	0.45
4:BZ:762:ILE:HA	4:BZ:765:ASN:ND2	2.32	0.45
3:BM:197:PRO:HG2	3:BM:205:ILE:HG23	1.99	0.45
3:BK:197:PRO:HG2	3:BK:205:ILE:HG23	1.99	0.45
3:BK:205:ILE:O	3:BK:205:ILE:HG23	2.16	0.45
3:BN:196:CYS:HA	3:BN:197:PRO:HD2	1.83	0.45
1:AB:383:ILE:O	1:AB:384:ALA:C	2.55	0.45
1:AB:435:ILE:O	1:AB:436:ILE:C	2.55	0.45
1:AB:436:ILE:O	1:AB:437:TYR:C	2.54	0.45
3:BJ:125:ALA:HB1	3:BJ:223:LYS:HB2	1.98	0.45
3:BA:162:GLU:OE1	3:BA:253:GLY:HA3	2.16	0.45
1:AB:642:VAL:O	1:AB:645:PHE:HB3	2.15	0.45
2:AM:74:ASP:OD2	2:AM:76:ASN:HB3	2.16	0.45
1:AB:254:GLU:O	1:AB:257:LEU:N	2.35	0.45
3:BM:264:GLY:O	3:BM:266:SER:N	2.49	0.45
1:AA:539:ARG:CZ	1:AA:586:MET:O	2.64	0.45
1:AA:587:LEU:CD1	1:AA:587:LEU:O	2.56	0.45
3:BI:150:LEU:HD21	3:BJ:290:LYS:HB3	1.97	0.45
1:AB:126:PHE:HB3	1:AB:150:LEU:HA	1.99	0.45
2:AF:41:MET:O	2:AF:42:ASN:C	2.54	0.45
4:BX:354:ASP:CB	4:BX:423:SER:OG	2.61	0.45
2:AM:34:PHE:HD2	2:AM:66:LEU:HD12	1.80	0.45
1:AB:277:ARG:HB2	1:AB:277:ARG:NH1	2.31	0.45
3:BA:170:ILE:HD11	3:BA:239:VAL:HG21	1.98	0.45

*Continued on next page...*



*Continued from previous page...*

Atom-1	Atom-2	Interatomic distance (Å)	Clash overlap (Å)
3:BG:239:VAL:HG12	3:BG:240:THR:N	2.31	0.45
3:BF:170:ILE:HD11	3:BF:239:VAL:HG21	1.98	0.45
3:BN:282:GLU:OE1	3:BN:282:GLU:HA	2.16	0.45
2:AJ:6:SER:O	2:AJ:7:LEU:C	2.55	0.45
2:AN:340:LYS:HD3	2:AN:342:MET:HE1	1.96	0.45
2:AO:340:LYS:HD3	2:AO:342:MET:HE1	1.98	0.45
2:AH:3:VAL:O	2:AH:4:LEU:C	2.55	0.45
2:AF:14:ALA:C	2:AF:16:ASP:N	2.69	0.45
2:AL:153:HIS:NE2	2:AM:153:HIS:NE2	2.62	0.45
1:AA:359:THR:CG2	1:AA:360:ILE:N	2.80	0.45
2:AL:60:ASN:C	2:AL:61:PHE:CD1	2.90	0.45
2:AK:190:VAL:HG21	2:AK:210:HIS:HB2	1.99	0.45
3:BH:172:LEU:HB2	3:BH:173:TYR:CD1	2.51	0.45
2:AD:225:LEU:HD13	2:AD:277:PHE:HD2	1.82	0.45
2:AO:225:LEU:HD13	2:AO:277:PHE:HD2	1.82	0.45
2:AG:238:ILE:HG23	3:BJ:63:MET:HE3	1.99	0.45
2:AE:225:LEU:HD13	2:AE:277:PHE:HD2	1.82	0.45
4:BZ:577:ARG:HD2	4:BZ:577:ARG:HA	1.48	0.45
3:BP:261:ILE:HG12	3:BP:285:MET:HG3	1.89	0.45
3:BG:127:PHE:CZ	3:BG:140:VAL:HG21	2.51	0.45
3:BO:239:VAL:HG12	3:BO:240:THR:N	2.31	0.45
3:BA:205:ILE:O	3:BA:205:ILE:HG23	2.16	0.45
3:BQ:205:ILE:O	3:BQ:205:ILE:HG23	2.16	0.45
4:BX:513:ALA:HB2	4:BZ:575:ILE:CG1	2.46	0.45
4:BX:683:GLU:O	4:BX:690:PHE:HA	2.16	0.45
4:BX:10:LEU:O	4:BY:528:PHE:HB2	2.16	0.45
4:BY:591:TRP:CZ3	4:BY:623:GLU:OE1	2.70	0.45
4:BY:636:ILE:O	4:BY:640:VAL:HG23	2.16	0.45
4:BY:710:ASP:O	4:BY:713:THR:N	2.50	0.45
4:BY:748:ASP:OD1	4:BY:748:ASP:C	2.55	0.45
4:BZ:13:SER:C	4:BZ:15:THR:N	2.68	0.45
4:BZ:2:ALA:HB3	4:BZ:635:ASP:CA	2.47	0.45
4:BZ:693:TYR:OH	4:BZ:724:PHE:CG	2.65	0.45
3:BF:125:ALA:HB1	3:BF:223:LYS:HB2	1.98	0.45
3:BK:106:PHE:HE2	3:BK:303:VAL:HG21	1.80	0.45
3:BK:125:ALA:O	3:BK:128:SER:OG	2.31	0.45
3:BN:205:ILE:O	3:BN:205:ILE:HG23	2.16	0.45
1:AA:108:LEU:HD22	1:AA:651:ILE:HD11	1.97	0.45
1:AA:386:MET:HE3	1:AA:480:PHE:HZ	1.81	0.45
1:AA:744:TYR:HH	1:AB:282:VAL:HG23	1.81	0.45
1:AB:471:TRP:HD1	1:AB:512:GLN:HE22	1.62	0.45

*Continued on next page...*



*Continued from previous page...*

Atom-1	Atom-2	Interatomic distance (Å)	Clash overlap (Å)
3:BN:261:ILE:CG1	3:BN:285:MET:CG	2.76	0.45
3:BI:255:ARG:NH2	3:BI:320:ALA:HB2	2.32	0.45
4:BY:46:ALA:H	4:BY:47:PRO:HD2	1.81	0.45
3:BA:129:VAL:HA	3:BA:187:MET:SD	2.56	0.45
3:BI:182:ASN:OD1	3:BI:248:ASN:ND2	2.49	0.45
2:AN:299:ASN:OD1	3:BP:71:THR:HG22	2.08	0.45
1:AA:714:ARG:HA	1:AA:720:TYR:CB	2.28	0.45
1:AA:822:THR:O	1:AA:823:THR:CB	2.65	0.45
2:AL:34:PHE:O	2:AL:35:ASN:C	2.55	0.45
1:AA:526:LYS:HG3	1:AA:527:ARG:N	2.31	0.45
2:AI:75:ALA:N	2:AM:76:ASN:OD1	2.50	0.45
3:BK:271:ILE:HD11	3:BK:279:PRO:HG2	1.98	0.45
1:AA:339:LEU:HD13	1:AA:588:ILE:HG12	1.99	0.45
3:BP:289:TRP:HZ3	3:BP:292:TRP:CE2	2.33	0.45
3:BJ:272:THR:CG2	3:BJ:277:THR:HG22	2.39	0.45
1:AB:739:MET:HG2	1:AB:740:ARG:N	2.31	0.45
2:AO:35:ASN:O	2:AO:37:MET:N	2.50	0.45
2:AD:35:ASN:O	2:AD:37:MET:N	2.50	0.45
3:BL:170:ILE:CD1	3:BL:239:VAL:CG2	2.95	0.45
3:BL:186:SER:HB3	3:BL:246:ILE:HG13	1.98	0.45
3:BH:170:ILE:HD11	3:BH:239:VAL:HG21	1.98	0.45
3:BI:170:ILE:HD11	3:BI:239:VAL:HG21	1.98	0.45
3:BI:239:VAL:HG12	3:BI:240:THR:N	2.31	0.45
2:AE:31:ILE:O	2:AE:34:PHE:HB3	2.17	0.45
2:AE:35:ASN:O	2:AE:36:GLN:C	2.54	0.45
2:AK:150:PHE:HB2	2:AK:152:PHE:CZ	2.52	0.45
2:AK:34:PHE:O	2:AK:37:MET:HB3	2.16	0.45
3:BA:275:PRO:HD2	3:BA:276:THR:N	2.31	0.45
3:BJ:320:ALA:HA	3:BL:52:ASN:ND2	2.32	0.45
3:BQ:301:ASP:OD1	3:BQ:301:ASP:O	2.34	0.45
3:BI:301:ASP:O	3:BI:301:ASP:OD1	2.34	0.45
2:AL:190:VAL:HG21	2:AL:210:HIS:HB2	1.99	0.45
2:AM:225:LEU:HD13	2:AM:277:PHE:HD2	1.82	0.45
3:BO:148:LEU:HD22	3:BO:151:ASP:OD2	2.17	0.45
2:AC:382:LEU:HD22	2:AC:386:PHE:CE2	2.52	0.45
3:BN:174:TYR:CD2	3:BN:198:LEU:HD13	2.44	0.45
3:BG:317:LEU:CD2	3:BO:325:ARG:C	2.85	0.45
3:BO:170:ILE:HD11	3:BO:239:VAL:HG21	1.98	0.45
3:BP:104:GLN:OE1	3:BP:104:GLN:HA	2.16	0.45
3:BQ:197:PRO:HG2	3:BQ:205:ILE:HG23	1.99	0.45
4:BY:13:SER:C	4:BY:15:THR:N	2.70	0.45

*Continued on next page...*



*Continued from previous page...*

Atom-1	Atom-2	Interatomic distance (Å)	Clash overlap (Å)
4:BY:582:ARG:HB2	4:BY:582:ARG:HH11	1.81	0.45
4:BZ:591:TRP:CD1	4:BZ:591:TRP:N	2.68	0.45
4:BZ:655:THR:O	4:BZ:657:PRO:O	2.35	0.45
3:BF:197:PRO:HG2	3:BF:205:ILE:HG23	1.99	0.45
3:BF:307:ILE:HA	3:BF:310:MET:HE2	1.98	0.45
3:BK:158:LEU:CD2	3:BK:185:ILE:HD13	2.44	0.45
3:BN:197:PRO:HG2	3:BN:205:ILE:HG23	1.99	0.45
1:AA:666:ARG:CG	1:AA:667:ASP:H	2.29	0.45
3:BI:275:PRO:HD2	3:BI:276:THR:N	2.31	0.45
3:BJ:256:GLU:OE1	3:BJ:283:ARG:NH1	2.48	0.45
3:BH:63:MET:C	3:BH:65:THR:HG23	2.37	0.45
3:BG:267:ASP:OD1	3:BG:267:ASP:O	2.35	0.45
4:BZ:268:ASN:HD21	4:BZ:467:ARG:NE	2.13	0.45
3:BN:64:ASP:C	3:BN:65:THR:CG2	2.73	0.45
1:AB:649:LEU:C	1:AB:650:GLN:HE21	2.19	0.45
3:BP:289:TRP:C	3:BP:289:TRP:CD1	2.89	0.45
1:AB:817:TRP:CG	1:AB:818:VAL:N	2.84	0.45
1:AB:724:ALA:CB	1:AB:824:LYS:HE3	2.41	0.45
3:BI:144:TYR:CD2	3:BI:145:ASP:N	2.78	0.45
1:AB:369:GLY:C	1:AB:371:ASN:N	2.69	0.45
2:AL:150:PHE:N	2:AL:150:PHE:CD1	2.84	0.45
2:AE:37:MET:O	2:AE:38:ILE:C	2.53	0.45
2:AG:54:LEU:HA	2:AG:55:PRO:HD3	1.82	0.45
3:BH:78:THR:O	3:BH:78:THR:CG2	2.65	0.45
2:AG:144:ARG:O	2:AG:145:ARG:HB3	2.16	0.45
2:AN:61:PHE:N	2:AN:61:PHE:CD1	2.84	0.45
2:AF:99:GLU:HG3	2:AF:99:GLU:O	2.16	0.45
3:BF:130:ASP:OD1	3:BF:130:ASP:O	2.34	0.45
2:AO:190:VAL:HG21	2:AO:210:HIS:HB2	1.99	0.45
2:AF:20:GLU:O	2:AH:125:LYS:HG3	2.17	0.45
3:BA:192:THR:HG23	3:BA:220:THR:HA	1.97	0.45
4:BY:479:ASP:O	4:BY:482:THR:CG2	2.65	0.45
3:BO:106:PHE:HE2	3:BO:303:VAL:HG21	1.80	0.45
4:BX:686:THR:O	4:BX:688:GLY:N	2.50	0.45
4:BX:750:ARG:HH21	4:BZ:716:PRO:HD2	1.82	0.45
4:BY:540:ALA:HA	4:BY:544:MET:HG3	1.99	0.45
4:BY:724:PHE:HE2	4:BY:728:LYS:HB2	1.78	0.45
2:AC:357:VAL:HG21	4:BY:734:TYR:CD2	2.52	0.45
4:BY:762:ILE:O	4:BY:763:ILE:C	2.54	0.45
4:BZ:502:ARG:O	4:BZ:505:PHE:N	2.50	0.45
4:BZ:553:LYS:O	4:BZ:553:LYS:HG3	2.17	0.45

*Continued on next page...*



*Continued from previous page...*

Atom-1	Atom-2	Interatomic distance (Å)	Clash overlap (Å)
4:BZ:585:GLY:HA2	4:BZ:706:GLN:NE2	2.31	0.45
1:AA:676:ILE:O	1:AA:677:ARG:C	2.55	0.45
1:AB:392:MET:C	1:AB:573:THR:HG23	2.37	0.45
1:AB:396:PHE:CZ	1:AB:398:THR:HA	2.50	0.45
3:BJ:127:PHE:CZ	3:BJ:140:VAL:HG21	2.51	0.45
3:BG:144:TYR:CE2	3:BG:146:ALA:HB2	2.52	0.45
1:AA:421:ARG:CG	1:AB:523:VAL:CG2	2.69	0.45
3:BF:173:TYR:OH	4:BZ:467:ARG:CD	2.61	0.45
2:AL:35:ASN:O	2:AL:37:MET:N	2.50	0.45
1:AA:178:PRO:HD2	1:AA:256:PHE:CE2	2.46	0.45
1:AB:122:LEU:HD13	1:AB:245:LEU:HD21	1.98	0.45
1:AA:497:ILE:O	1:AA:498:ARG:C	2.55	0.45
3:BI:129:VAL:CG2	3:BI:223:LYS:NZ	2.79	0.45
1:AA:285:ILE:C	1:AA:286:LEU:HD23	2.36	0.45
1:AB:594:ILE:HB	1:AB:595:PRO:CD	2.47	0.45
2:AM:34:PHE:O	2:AM:35:ASN:C	2.54	0.45
2:AO:35:ASN:O	2:AO:36:GLN:C	2.54	0.45
2:AE:34:PHE:O	2:AE:37:MET:HB3	2.16	0.45
2:AK:35:ASN:O	2:AK:36:GLN:C	2.54	0.45
4:BX:525:LEU:HD12	4:BX:529:SER:HB2	1.99	0.45
2:AD:3:VAL:O	2:AD:4:LEU:C	2.53	0.45
2:AE:14:ALA:C	2:AE:16:ASP:N	2.70	0.45
2:AK:6:SER:O	2:AK:7:LEU:C	2.55	0.45
1:AA:289:ASP:C	1:AA:290:ARG:HG2	2.37	0.45
4:BX:479:ASP:C	4:BX:481:GLN:N	2.70	0.45
3:BH:199:ASN:HD21	3:BH:201:GLN:HG2	1.81	0.45
3:BH:64:ASP:OD1	3:BH:64:ASP:O	2.34	0.45
3:BH:301:ASP:OD1	3:BH:301:ASP:O	2.34	0.45
2:AE:190:VAL:HG21	2:AE:210:HIS:HB2	1.99	0.45
1:AA:620:ASP:O	1:AA:624:ILE:HG13	2.17	0.45
2:AJ:382:LEU:HD22	2:AJ:386:PHE:CE2	2.52	0.45
4:BX:35:ILE:O	4:BX:35:ILE:CG2	2.65	0.45
3:BA:174:TYR:CE1	3:BA:198:LEU:HD13	2.51	0.45
3:BA:197:PRO:HG2	3:BA:205:ILE:HG23	1.99	0.45
3:BL:128:SER:CA	3:BL:155:LEU:CD1	2.88	0.45
4:BX:582:ARG:NH1	4:BX:584:VAL:HG23	2.32	0.45
4:BY:19:SER:OG	4:BY:20:ASP:N	2.49	0.45
4:BY:658:ASP:O	4:BY:661:THR:N	2.49	0.45
4:BZ:517:LEU:O	4:BZ:518:ILE:C	2.56	0.45
4:BZ:633:PHE:O	4:BZ:636:ILE:HB	2.17	0.45
3:BP:168:MET:HE3	3:BP:175:TYR:HH	1.80	0.45

*Continued on next page...*



*Continued from previous page...*

Atom-1	Atom-2	Interatomic distance (Å)	Clash overlap (Å)
3:BH:127:PHE:CZ	3:BH:140:VAL:HG21	2.51	0.45
1:AB:405:ILE:CG2	1:AB:536:LEU:HD12	2.42	0.45
1:AB:407:GLY:O	1:AB:410:LEU:HB2	2.16	0.45
1:AB:497:ILE:HD12	2:AI:32:GLN:HG3	1.98	0.45
1:AB:510:LEU:O	1:AB:513:LEU:N	2.50	0.45
1:AB:591:ALA:O	1:AB:877:MET:HG2	2.17	0.45
2:AG:69:THR:O	2:AG:69:THR:HG22	2.17	0.45
3:BQ:125:ALA:HB1	3:BQ:223:LYS:CG	2.44	0.45
1:AA:315:GLU:HG2	1:AB:531:ARG:HH12	1.81	0.45
1:AA:420:ILE:HD12	1:AA:422:GLU:HG2	1.90	0.45
3:BA:160:LEU:HD21	3:BA:283:ARG:O	2.17	0.45
1:AB:170:TYR:HD1	1:AB:685:ILE:CD1	2.29	0.45
3:BG:58:PRO:CA	3:BO:52:ASN:ND2	2.53	0.45
1:AA:130:GLN:O	1:AA:131:LEU:HB2	2.17	0.45
1:AA:148:TRP:HZ2	1:AA:833:PHE:CD1	2.33	0.45
3:BK:252:LEU:O	3:BK:253:GLY:O	2.35	0.45
1:AA:557:LEU:O	1:AA:558:MET:C	2.55	0.45
3:BJ:143:LYS:CE	3:BJ:289:TRP:CZ3	2.98	0.45
2:AF:34:PHE:O	2:AF:35:ASN:C	2.55	0.45
4:BZ:419:VAL:CG1	4:BZ:420:SER:N	2.76	0.45
1:AA:135:ARG:CZ	1:AA:141:GLU:HG3	2.46	0.45
2:AF:150:PHE:CD1	2:AF:150:PHE:N	2.84	0.45
1:AA:218:GLU:O	1:AA:219:GLY:C	2.55	0.45
3:BJ:169:ASP:HB3	3:BJ:173:TYR:CD1	2.49	0.45
1:AB:400:ASN:ND2	1:AB:403:SER:CB	2.78	0.45
3:BF:186:SER:HB3	3:BF:246:ILE:HG13	1.98	0.45
3:BF:83:LEU:CD2	3:BF:139:VAL:HG13	2.44	0.45
2:AO:69:THR:O	2:AO:70:LEU:C	2.55	0.45
2:AK:340:LYS:HD3	2:AK:342:MET:HE1	1.98	0.45
2:AL:273:TYR:C	2:AL:274:GLN:HE21	2.20	0.45
2:AI:273:TYR:C	2:AI:274:GLN:HE21	2.20	0.45
4:BZ:509:SER:C	4:BZ:511:GLU:H	2.19	0.45
3:BJ:199:ASN:HD21	3:BJ:201:GLN:HG2	1.81	0.45
4:BY:102:TRP:HB2	4:BY:145:LYS:HG2	1.99	0.45
2:AC:60:ASN:C	2:AC:61:PHE:CD1	2.90	0.45
3:BQ:148:LEU:HD22	3:BQ:151:ASP:OD2	2.16	0.45
3:BG:103:SER:CB	3:BO:173:TYR:OH	2.64	0.45
3:BL:301:ASP:O	3:BL:301:ASP:OD1	2.34	0.45
2:AM:78:VAL:O	2:AM:81:ALA:N	2.41	0.45
2:AL:382:LEU:HD22	2:AL:386:PHE:CE2	2.52	0.45
2:AJ:190:VAL:HG21	2:AJ:210:HIS:HB2	1.99	0.45

*Continued on next page...*



*Continued from previous page...*

Atom-1	Atom-2	Interatomic distance (Å)	Clash overlap (Å)
3:BN:127:PHE:CZ	3:BN:140:VAL:HG21	2.52	0.45
3:BN:323:TYR:O	3:BN:324:TYR:CD1	2.70	0.45
3:BG:79:SER:HB3	3:BG:312:LYS:HZ2	1.82	0.45
3:BO:55:ILE:CG1	3:BO:55:ILE:O	2.57	0.45
3:BL:137:TYR:OH	3:BL:312:LYS:HE2	2.17	0.45
4:BX:555:SER:O	4:BX:559:ASN:ND2	2.50	0.45
4:BX:674:ARG:NH2	4:BX:745:LEU:CD2	2.74	0.45
4:BY:509:SER:C	4:BY:511:GLU:H	2.20	0.45
4:BY:582:ARG:HG3	4:BY:583:SER:N	2.31	0.45
4:BY:591:TRP:HD1	4:BY:591:TRP:H	1.54	0.45
4:BY:704:ASP:O	4:BY:706:GLN:N	2.49	0.45
4:BY:755:PHE:CD2	4:BY:763:ILE:CD1	3.00	0.45
4:BZ:627:GLN:C	4:BZ:628:THR:OG1	2.55	0.45
3:BJ:196:CYS:HA	3:BJ:197:PRO:HD2	1.83	0.45
3:BJ:205:ILE:HG23	3:BJ:205:ILE:O	2.16	0.45
3:BH:104:GLN:HA	3:BH:104:GLN:OE1	2.16	0.45
3:BQ:159:ILE:HG21	3:BQ:258:VAL:HG21	1.99	0.45
3:BJ:321:ALA:HA	3:BJ:325:ARG:HG3	1.99	0.45
4:BY:414:GLN:O	4:BY:420:SER:HA	2.17	0.45
3:BG:125:ALA:HB1	3:BG:223:LYS:HB2	1.98	0.45
1:AA:715:ASP:OD1	1:AA:829:ILE:HD13	2.17	0.45
1:AB:630:ARG:HG2	1:AB:630:ARG:H	1.41	0.45
3:BG:253:GLY:HA2	3:BG:254:PRO:HD3	1.64	0.45
2:AH:31:ILE:O	2:AH:34:PHE:HB3	2.17	0.45
3:BG:59:ILE:CG2	3:BG:60:THR:N	2.44	0.45
1:AA:835:PHE:O	1:AA:836:ARG:C	2.53	0.45
3:BO:153:SER:HA	3:BO:269:LEU:CG	2.47	0.45
2:AH:312:GLN:HB3	2:AH:313:PRO:HA	1.99	0.45
3:BL:286:ARG:HE	3:BN:270:ASP:HB2	1.80	0.45
1:AA:428:GLN:CG	1:AA:455:PRO:HB2	2.47	0.45
3:BM:170:ILE:HD11	3:BM:239:VAL:HG21	1.98	0.45
2:AI:150:PHE:CD1	2:AI:150:PHE:N	2.85	0.45
4:BY:319:SER:O	4:BY:352:TYR:O	2.35	0.45
1:AA:193:SER:C	1:AA:195:ASP:N	2.70	0.45
2:AI:310:ASN:HB2	3:BL:180:GLU:OE1	2.17	0.45
2:AN:150:PHE:HB2	2:AN:152:PHE:CZ	2.52	0.45
2:AO:89:VAL:O	2:AO:91:PHE:N	2.50	0.45
1:AA:594:ILE:HA	1:AA:595:PRO:HD3	1.85	0.45
2:AN:76:ASN:CB	2:AO:76:ASN:HB2	2.47	0.45
2:AM:6:SER:O	2:AM:7:LEU:C	2.55	0.45
2:AC:14:ALA:C	2:AC:16:ASP:N	2.69	0.45

*Continued on next page...*



*Continued from previous page...*

Atom-1	Atom-2	Interatomic distance (Å)	Clash overlap (Å)
3:BQ:222:GLU:HB2	3:BQ:225:VAL:CG2	2.45	0.45
3:BJ:78:THR:O	3:BJ:78:THR:CG2	2.65	0.45
2:AE:310:ASN:HB2	3:BF:180:GLU:OE2	2.17	0.45
2:AD:73:LEU:HD13	2:AD:77:TYR:HD2	1.82	0.45
2:AD:382:LEU:HD22	2:AD:386:PHE:CE2	2.52	0.45
4:BX:167:VAL:HG23	4:BX:176:THR:HG22	1.98	0.45
2:AI:66:LEU:HD23	2:AI:66:LEU:HA	1.81	0.45
1:AB:382:LEU:HA	1:AB:382:LEU:HD12	1.62	0.45
2:AO:312:GLN:HB3	2:AO:313:PRO:HA	1.99	0.45
2:AH:225:LEU:HD13	2:AH:277:PHE:HD2	1.82	0.45
3:BN:160:LEU:HD21	3:BN:283:ARG:O	2.17	0.45
2:AC:239:ASN:ND2	3:BG:67:TYR:CD2	2.84	0.45
4:BX:495:GLU:HA	4:BX:498:LEU:HB3	1.99	0.45
4:BX:578:GLY:O	4:BX:579:ALA:C	2.55	0.45
4:BX:620:ARG:C	4:BX:622:LYS:N	2.70	0.45
4:BX:627:GLN:C	4:BX:628:THR:OG1	2.56	0.45
4:BX:668:ILE:HG22	4:BX:668:ILE:O	2.17	0.45
4:BY:568:LEU:O	4:BY:569:SER:C	2.56	0.45
4:BY:580:SER:O	4:BY:581:ILE:HG13	2.17	0.45
4:BY:583:SER:O	4:BY:584:VAL:C	2.55	0.45
4:BY:661:THR:O	4:BY:663:ALA:N	2.50	0.45
4:BY:470:LEU:HD21	4:BY:472:SER:HB3	1.98	0.45
3:BP:170:ILE:HD11	3:BP:239:VAL:HG21	1.98	0.45
3:BF:258:VAL:HG11	3:BF:260:VAL:HG23	1.99	0.45
3:BF:306:ILE:O	3:BF:310:MET:HE2	2.17	0.45
2:AG:34:PHE:O	2:AG:35:ASN:C	2.55	0.45
2:AI:34:PHE:O	2:AI:35:ASN:C	2.55	0.45
3:BM:160:LEU:HD21	3:BM:283:ARG:O	2.17	0.45
3:BQ:127:PHE:CZ	3:BQ:140:VAL:HG21	2.51	0.45
3:BJ:159:ILE:HG21	3:BJ:258:VAL:HG21	1.99	0.45
3:BG:191:CYS:HG	3:BG:244:CYS:CB	2.30	0.45
3:BI:179:ASP:C	3:BI:181:ALA:H	2.19	0.45
3:BA:127:PHE:CZ	3:BA:140:VAL:HG21	2.52	0.45
1:AA:771:VAL:CG1	1:AA:772:ILE:H	2.26	0.45
1:AA:779:ASP:CA	1:AA:798:ILE:HD12	2.46	0.45
3:BG:252:LEU:O	3:BG:253:GLY:C	2.55	0.45
4:BX:333:LEU:HD12	4:BX:334:PRO:CD	2.47	0.45
1:AA:487:GLY:O	1:AA:488:VAL:HB	2.16	0.45
1:AA:413:VAL:HG12	1:AA:414:VAL:N	2.32	0.45
3:BJ:263:VAL:CG1	3:BJ:289:TRP:HB2	2.39	0.45
1:AB:698:LYS:O	1:AB:699:ILE:HG12	2.17	0.45

*Continued on next page...*



*Continued from previous page...*

Atom-1	Atom-2	Interatomic distance (Å)	Clash overlap (Å)
2:AF:106:ARG:N	2:AF:106:ARG:HD3	2.14	0.45
3:BP:282:GLU:OE1	3:BP:282:GLU:HA	2.16	0.45
1:AB:594:ILE:HB	1:AB:595:PRO:HD2	1.98	0.45
4:BY:269:ARG:NH1	4:BY:269:ARG:HG3	2.32	0.45
1:AB:275:PRO:HG2	1:AB:278:ILE:HD11	1.99	0.45
2:AN:31:ILE:O	2:AN:34:PHE:HB3	2.17	0.45
3:BG:186:SER:HB3	3:BG:246:ILE:HG13	1.98	0.45
3:BL:83:LEU:CD2	3:BL:139:VAL:HG13	2.43	0.45
3:BA:83:LEU:CD2	3:BA:139:VAL:HG13	2.43	0.45
3:BL:179:ASP:C	3:BL:181:ALA:H	2.19	0.45
4:BY:766:ARG:HA	4:BY:766:ARG:HD2	1.78	0.45
2:AH:14:ALA:C	2:AH:16:ASP:N	2.70	0.45
2:AC:273:TYR:C	2:AC:274:GLN:HE21	2.20	0.45
2:AK:273:TYR:C	2:AK:274:GLN:HE21	2.21	0.45
3:BJ:167:PRO:O	3:BL:117:TYR:CZ	2.70	0.45
4:BZ:7:ARG:CD	4:BZ:625:ALA:HA	2.47	0.45
3:BM:201:GLN:O	3:BM:202:THR:HB	2.17	0.45
2:AN:382:LEU:HD22	2:AN:386:PHE:CE2	2.51	0.45
2:AO:63:PHE:N	2:AO:63:PHE:CD1	2.85	0.45
2:AF:217:VAL:HG22	2:AF:286:ASP:HB3	1.99	0.45
2:AI:382:LEU:HD22	2:AI:386:PHE:CE2	2.52	0.45
3:BA:106:PHE:CE1	3:BA:116:VAL:HG11	2.52	0.44
3:BN:125:ALA:HB1	3:BN:223:LYS:HB2	1.98	0.44
4:BX:644:LYS:HE3	4:BX:644:LYS:HB3	1.74	0.44
4:BX:701:ILE:CG1	4:BX:702:PRO:HD2	2.47	0.44
4:BX:677:ASN:ND2	4:BX:711:LEU:HD11	2.25	0.44
4:BX:734:TYR:CZ	4:BX:762:ILE:HG13	2.45	0.44
4:BY:2:ALA:CA	4:BY:5:ILE:HG23	2.48	0.44
4:BY:694:ARG:NH2	4:BY:701:ILE:CG2	2.72	0.44
4:BY:633:PHE:CE1	4:BY:719:SER:HB2	2.51	0.44
4:BZ:566:ASP:C	4:BZ:568:LEU:H	2.20	0.44
4:BZ:755:PHE:CD2	4:BZ:763:ILE:CD1	3.00	0.44
3:BM:174:TYR:CG	3:BM:198:LEU:HD11	2.52	0.44
3:BG:197:PRO:HG2	3:BG:205:ILE:HG23	1.99	0.44
3:BG:205:ILE:HG23	3:BG:205:ILE:O	2.16	0.44
3:BF:160:LEU:HD21	3:BF:283:ARG:O	2.17	0.44
1:AB:508:GLU:O	1:AB:512:GLN:CG	2.61	0.44
3:BQ:170:ILE:HD11	3:BQ:239:VAL:HG21	1.98	0.44
3:BQ:170:ILE:CD1	3:BQ:239:VAL:HG23	2.43	0.44
4:BY:49:ASN:CB	4:BY:421:LEU:CD1	2.89	0.44
1:AA:189:GLU:HA	1:AA:198:LYS:HA	1.98	0.44

*Continued on next page...*



*Continued from previous page...*

Atom-1	Atom-2	Interatomic distance (Å)	Clash overlap (Å)
2:AI:239:ASN:CA	3:BL:67:TYR:CE2	2.99	0.44
3:BA:159:ILE:HG21	3:BA:258:VAL:HG21	1.99	0.44
2:AL:126:ARG:CG	2:AL:126:ARG:NH1	2.53	0.44
1:AB:735:LEU:CD2	1:AB:759:LEU:HB3	2.48	0.44
4:BZ:329:ASN:ND2	4:BZ:331:GLY:H	2.15	0.44
3:BM:175:TYR:HE1	3:BM:237:LEU:HD22	1.79	0.44
3:BN:170:ILE:HD11	3:BN:239:VAL:HG21	1.98	0.44
1:AB:315:GLU:O	1:AB:316:SER:C	2.56	0.44
2:AD:70:LEU:CG	2:AD:71:LEU:N	2.79	0.44
2:AO:10:THR:O	2:AO:14:ALA:HB2	2.17	0.44
1:AA:596:SER:O	1:AA:599:THR:HB	2.16	0.44
3:BO:179:ASP:C	3:BO:181:ALA:H	2.19	0.44
2:AD:6:SER:O	2:AD:7:LEU:C	2.55	0.44
2:AL:136:ILE:HG23	2:AL:137:GLU:N	2.33	0.44
2:AK:3:VAL:O	2:AK:4:LEU:C	2.55	0.44
2:AF:6:SER:O	2:AF:7:LEU:C	2.55	0.44
3:BF:222:GLU:HB2	3:BF:225:VAL:CG2	2.45	0.44
3:BJ:222:GLU:HB2	3:BJ:225:VAL:CG2	2.45	0.44
3:BK:199:ASN:HD21	3:BK:201:GLN:HG2	1.81	0.44
3:BK:201:GLN:O	3:BK:202:THR:HB	2.18	0.44
2:AM:190:VAL:HG21	2:AM:210:HIS:HB2	1.99	0.44
2:AC:190:VAL:HG21	2:AC:210:HIS:HB2	1.99	0.44
2:AC:117:ARG:NH2	2:AL:90:ASP:HB2	2.32	0.44
4:BY:371:LEU:HD23	4:BY:372:ALA:N	2.32	0.44
2:AN:225:LEU:HD13	2:AN:277:PHE:HD2	1.82	0.44
2:AE:62:ASP:H	2:AE:63:PHE:HD1	1.66	0.44
4:BX:480:TYR:O	4:BX:483:PRO:HD2	2.15	0.44
3:BG:160:LEU:HD21	3:BG:283:ARG:O	2.17	0.44
3:BG:317:LEU:HD11	3:BG:322:PHE:CE2	2.52	0.44
3:BQ:174:TYR:HE1	3:BQ:234:ASN:HB2	1.72	0.44
4:BX:566:ASP:C	4:BX:568:LEU:H	2.20	0.44
4:BX:591:TRP:H	4:BX:591:TRP:HD1	1.57	0.44
4:BX:9:LEU:O	4:BX:12:ASN:N	2.49	0.44
4:BY:516:GLN:NE2	4:BY:516:GLN:H	2.14	0.44
4:BZ:746:ARG:O	4:BZ:747:SER:HB3	2.17	0.44
3:BF:261:ILE:HG12	3:BF:285:MET:HG3	1.89	0.44
3:BH:125:ALA:HB1	3:BH:223:LYS:HB2	1.98	0.44
3:BH:160:LEU:HD21	3:BH:283:ARG:O	2.17	0.44
3:BM:127:PHE:CZ	3:BM:140:VAL:HG21	2.51	0.44
3:BJ:158:LEU:CD2	3:BJ:185:ILE:HD13	2.44	0.44
3:BM:275:PRO:HD2	3:BM:276:THR:N	2.31	0.44

*Continued on next page...*



*Continued from previous page...*

Atom-1	Atom-2	Interatomic distance (Å)	Clash overlap (Å)
3:BL:125:ALA:HB1	3:BL:223:LYS:CG	2.45	0.44
1:AA:198:LYS:O	1:AA:241:TYR:CE2	2.71	0.44
3:BF:172:LEU:HB2	3:BF:173:TYR:CZ	2.49	0.44
4:BX:66:ASP:CG	4:BX:207:ILE:O	2.55	0.44
2:AL:312:GLN:HB3	2:AL:313:PRO:HA	1.99	0.44
2:AF:35:ASN:O	2:AF:37:MET:N	2.50	0.44
3:BM:64:ASP:C	3:BM:65:THR:CG2	2.86	0.44
1:AA:592:THR:HB	1:AA:865:PRO:HB2	2.00	0.44
1:AA:283:ASN:ND2	1:AA:869:VAL:H	2.14	0.44
2:AC:150:PHE:O	2:AC:330:VAL:HG13	2.18	0.44
2:AI:312:GLN:HB3	2:AI:313:PRO:HA	1.99	0.44
2:AK:312:GLN:HB3	2:AK:313:PRO:HA	1.99	0.44
2:AO:34:PHE:O	2:AO:35:ASN:C	2.55	0.44
3:BO:285:MET:HB3	3:BQ:275:PRO:O	2.17	0.44
3:BP:179:ASP:C	3:BP:181:ALA:H	2.19	0.44
2:AL:14:ALA:C	2:AL:16:ASP:N	2.69	0.44
1:AB:692:ILE:O	1:AB:695:ALA:N	2.50	0.44
2:AM:382:LEU:HD22	2:AM:386:PHE:CE2	2.52	0.44
3:BJ:75:THR:HG23	3:BJ:79:SER:OG	2.17	0.44
2:AL:217:VAL:HG22	2:AL:286:ASP:HB3	1.99	0.44
4:BY:167:VAL:HG23	4:BY:176:THR:HG22	1.98	0.44
4:BX:274:ARG:HG2	4:BX:461:TYR:CD1	2.52	0.44
2:AJ:217:VAL:HG22	2:AJ:286:ASP:HB3	1.99	0.44
2:AO:382:LEU:HD22	2:AO:386:PHE:CE2	2.52	0.44
4:BY:40:PHE:CD2	4:BY:259:THR:HG22	2.50	0.44
3:BN:126:SER:CA	3:BN:223:LYS:HZ1	2.07	0.44
3:BP:158:LEU:CD2	3:BP:185:ILE:HD13	2.44	0.44
3:BG:52:ASN:C	3:BG:54:GLY:H	2.19	0.44
3:BF:162:GLU:N	3:BF:253:GLY:O	2.44	0.44
2:AK:272:THR:CG2	4:BX:729:ASN:OD1	2.65	0.44
4:BX:14:TYR:CD1	4:BX:15:THR:N	2.85	0.44
4:BX:692:ALA:O	4:BX:701:ILE:HG22	2.17	0.44
4:BY:566:ASP:C	4:BY:568:LEU:N	2.71	0.44
4:BY:633:PHE:O	4:BY:636:ILE:HB	2.18	0.44
4:BY:701:ILE:HG23	4:BY:701:ILE:O	2.16	0.44
4:BY:727:LEU:O	4:BY:730:LEU:HB3	2.18	0.44
4:BZ:14:TYR:CD1	4:BZ:15:THR:N	2.85	0.44
4:BZ:564:LEU:HD13	4:BZ:618:ARG:HD3	1.99	0.44
3:BF:261:ILE:CG1	3:BF:285:MET:CG	2.76	0.44
3:BM:82:CYS:HG	3:BM:135:CYS:CB	2.16	0.44
1:AB:402:MET:O	1:AB:404:LEU:N	2.51	0.44

*Continued on next page...*



*Continued from previous page...*

Atom-1	Atom-2	Interatomic distance (Å)	Clash overlap (Å)
1:AB:465:ASN:OD1	1:AB:515:ARG:HD2	2.18	0.44
2:AI:35:ASN:O	2:AI:37:MET:N	2.50	0.44
3:BM:159:ILE:HG21	3:BM:258:VAL:HG21	1.99	0.44
3:BQ:160:LEU:HD21	3:BQ:283:ARG:O	2.17	0.44
3:BJ:315:ARG:O	3:BJ:325:ARG:CA	2.66	0.44
3:BA:158:LEU:CD2	3:BA:185:ILE:HD13	2.44	0.44
3:BA:252:LEU:C	3:BA:253:GLY:O	2.55	0.44
3:BL:247:ARG:HH21	3:BL:323:TYR:HD1	1.65	0.44
4:BX:333:LEU:HD12	4:BX:334:PRO:HD3	1.99	0.44
1:AB:249:ASP:O	1:AB:250:HIS:C	2.56	0.44
1:AB:246:HIS:HB3	1:AB:249:ASP:OD2	2.17	0.44
1:AB:257:LEU:HD13	1:AB:843:THR:O	2.17	0.44
2:AF:312:GLN:HB3	2:AF:313:PRO:HA	1.99	0.44
2:AC:35:ASN:O	2:AC:36:GLN:C	2.55	0.44
3:BI:263:VAL:CG1	3:BI:289:TRP:HE3	2.28	0.44
1:AB:305:GLN:HE21	1:AB:564:ASN:CG	2.20	0.44
3:BM:175:TYR:HH	3:BM:237:LEU:CD2	2.27	0.44
1:AA:688:ASN:O	1:AA:691:GLN:N	2.49	0.44
1:AA:169:LEU:HD12	1:AA:169:LEU:HA	1.65	0.44
2:AO:6:SER:O	2:AO:7:LEU:C	2.55	0.44
1:AB:354:GLN:OE1	1:AB:354:GLN:HA	2.17	0.44
2:AI:4:LEU:HA	2:AI:7:LEU:CD1	2.48	0.44
2:AE:6:SER:O	2:AE:7:LEU:C	2.55	0.44
2:AG:273:TYR:C	2:AG:274:GLN:HE21	2.20	0.44
3:BH:222:GLU:HB2	3:BH:225:VAL:CG2	2.45	0.44
4:BX:273:ILE:HD13	4:BX:426:PHE:CD2	2.52	0.44
2:AM:70:LEU:HD11	2:AM:77:TYR:CE1	2.53	0.44
2:AC:117:ARG:NH2	2:AL:90:ASP:CB	2.79	0.44
3:BJ:75:THR:CG2	3:BJ:79:SER:OG	2.65	0.44
2:AK:217:VAL:HG22	2:AK:286:ASP:HB3	2.00	0.44
2:AN:217:VAL:HG22	2:AN:286:ASP:HB3	2.00	0.44
2:AG:382:LEU:HD22	2:AG:386:PHE:CE2	2.52	0.44
2:AC:20:GLU:O	2:AE:125:LYS:HG3	2.17	0.44
3:BN:160:LEU:O	3:BN:255:ARG:N	2.50	0.44
3:BN:253:GLY:C	3:BN:254:PRO:O	2.56	0.44
3:BL:160:LEU:HD21	3:BL:283:ARG:O	2.17	0.44
4:BX:637:SER:HB2	4:BX:667:PHE:HD2	1.82	0.44
4:BX:729:ASN:O	4:BX:733:ASN:ND2	2.50	0.44
4:BY:616:SER:O	4:BY:619:LEU:N	2.50	0.44
4:BY:560:SER:HB2	4:BY:622:LYS:HE2	1.99	0.44
4:BZ:525:LEU:HG	4:BZ:525:LEU:O	2.17	0.44

*Continued on next page...*



*Continued from previous page...*

Atom-1	Atom-2	Interatomic distance (Å)	Clash overlap (Å)
4:BZ:564:LEU:HD22	4:BZ:622:LYS:HG2	2.00	0.44
4:BZ:668:ILE:HG22	4:BZ:668:ILE:O	2.18	0.44
4:BZ:750:ARG:O	4:BZ:751:VAL:C	2.56	0.44
4:BZ:518:ILE:CD1	4:BZ:756:ILE:HG21	2.48	0.44
1:AA:681:ILE:O	1:AA:685:ILE:HG13	2.17	0.44
3:BH:125:ALA:HB1	3:BH:223:LYS:CG	2.45	0.44
3:BH:159:ILE:HG21	3:BH:258:VAL:HG21	1.99	0.44
3:BH:259:ALA:HB1	3:BH:285:MET:HE3	1.98	0.44
1:AA:642:VAL:HG11	1:AA:662:MET:CA	2.48	0.44
1:AB:418:MET:O	1:AB:418:MET:HG3	2.17	0.44
2:AG:35:ASN:O	2:AG:37:MET:N	2.50	0.44
3:BM:130:ASP:O	3:BM:132:GLN:N	2.51	0.44
3:BN:275:PRO:HD2	3:BN:276:THR:N	2.31	0.44
3:BQ:187:MET:SD	3:BQ:224:LEU:HD12	2.54	0.44
2:AJ:35:ASN:O	2:AJ:37:MET:N	2.50	0.44
1:AA:420:ILE:HG13	1:AA:421:ARG:N	2.30	0.44
1:AA:779:ASP:N	1:AA:779:ASP:OD1	2.50	0.44
2:AH:23:LEU:O	2:AH:26:ASN:ND2	2.51	0.44
1:AB:258:GLN:HG3	2:AN:70:LEU:CA	2.46	0.44
1:AA:580:SER:O	1:AA:581:VAL:C	2.56	0.44
4:BY:38:GLY:N	4:BY:39:PRO:CD	2.57	0.44
3:BJ:271:ILE:CD1	3:BJ:279:PRO:HG2	2.43	0.44
1:AB:723:ILE:HG22	1:AB:724:ALA:N	2.32	0.44
2:AF:106:ARG:H	2:AF:106:ARG:CD	2.12	0.44
3:BI:167:PRO:O	3:BI:168:MET:CE	2.65	0.44
1:AB:308:LEU:HA	1:AB:308:LEU:HD23	1.64	0.44
3:BH:170:ILE:CD1	3:BH:239:VAL:HG23	2.43	0.44
2:AE:23:LEU:O	2:AE:26:ASN:ND2	2.51	0.44
2:AE:35:ASN:O	2:AE:37:MET:N	2.51	0.44
2:AK:89:VAL:O	2:AK:91:PHE:N	2.51	0.44
3:BJ:178:THR:HB	3:BJ:179:ASP:OD1	2.18	0.44
4:BX:369:ARG:NH1	4:BZ:333:LEU:HG	2.29	0.44
4:BX:726:THR:HG21	4:BX:766:ARG:CB	2.45	0.44
2:AG:6:SER:O	2:AG:7:LEU:C	2.55	0.44
3:BF:179:ASP:C	3:BF:181:ALA:H	2.19	0.44
2:AI:6:SER:O	2:AI:7:LEU:C	2.55	0.44
2:AC:6:SER:O	2:AC:7:LEU:C	2.55	0.44
2:AJ:273:TYR:C	2:AJ:274:GLN:HE21	2.21	0.44
2:AJ:136:ILE:HG23	2:AJ:137:GLU:N	2.33	0.44
2:AE:310:ASN:CB	3:BF:180:GLU:OE1	2.65	0.44
3:BN:201:GLN:O	3:BN:202:THR:HB	2.18	0.44

*Continued on next page...*



*Continued from previous page...*

Atom-1	Atom-2	Interatomic distance (Å)	Clash overlap (Å)
2:AD:73:LEU:HD13	2:AD:77:TYR:CD2	2.53	0.44
2:AG:238:ILE:HG23	3:BJ:63:MET:CE	2.48	0.44
2:AI:20:GLU:O	2:AK:125:LYS:HG3	2.17	0.44
2:AC:144:ARG:HD2	2:AD:82:ARG:CZ	2.48	0.44
2:AN:190:VAL:HG21	2:AN:210:HIS:HB2	1.99	0.44
2:AL:20:GLU:O	2:AN:125:LYS:HG3	2.17	0.44
2:AL:249:PHE:CE2	2:AL:251:PRO:HG3	2.53	0.44
2:AG:217:VAL:HG22	2:AG:286:ASP:HB3	1.99	0.44
2:AF:249:PHE:CE2	2:AF:251:PRO:HG3	2.53	0.44
2:AD:217:VAL:HG22	2:AD:286:ASP:HB3	1.99	0.44
4:BX:37:LEU:CD1	4:BY:40:PHE:CE1	2.89	0.44
3:BO:159:ILE:HG21	3:BO:258:VAL:HG21	1.99	0.44
3:BO:160:LEU:HD21	3:BO:283:ARG:O	2.17	0.44
3:BO:197:PRO:HG2	3:BO:205:ILE:HG23	1.99	0.44
4:BX:509:SER:C	4:BX:511:GLU:H	2.19	0.44
4:BY:591:TRP:N	4:BY:591:TRP:CD1	2.70	0.44
4:BZ:633:PHE:CE2	4:BZ:671:ARG:HB2	2.53	0.44
4:BZ:748:ASP:C	4:BZ:748:ASP:OD1	2.55	0.44
3:BM:174:TYR:HD1	3:BM:234:ASN:HB3	1.70	0.44
3:BP:168:MET:HE2	3:BP:246:ILE:HG21	1.90	0.44
3:BP:174:TYR:HD1	3:BP:234:ASN:HB3	1.73	0.44
1:AA:609:ASN:O	1:AA:610:PHE:C	2.55	0.44
1:AA:660:ASP:HB3	1:AB:539:ARG:HD2	2.00	0.44
1:AB:558:MET:O	1:AB:559:ALA:C	2.55	0.44
1:AA:124:ARG:NH2	1:AA:244:ILE:O	2.51	0.44
3:BI:271:ILE:O	3:BI:271:ILE:CG2	2.65	0.44
1:AA:704:ILE:HG22	1:AA:705:ILE:N	2.32	0.44
4:BY:488:VAL:HG13	4:BY:489:THR:HG22	2.00	0.44
1:AB:745:ALA:HA	1:AB:748:THR:OG1	2.18	0.44
1:AA:308:LEU:O	1:AA:309:ASN:C	2.56	0.44
3:BN:268:VAL:HG13	3:BN:268:VAL:O	2.16	0.44
1:AA:534:LEU:HA	1:AA:537:SER:OG	2.18	0.44
2:AF:31:ILE:O	2:AF:34:PHE:HB3	2.18	0.44
2:AL:150:PHE:O	2:AL:330:VAL:HG13	2.18	0.44
3:BL:170:ILE:HG21	3:BL:237:LEU:O	2.14	0.44
3:BL:205:ILE:CG2	3:BM:104:GLN:OE1	2.66	0.44
3:BL:205:ILE:HG23	3:BM:104:GLN:CD	2.38	0.44
2:AH:150:PHE:HB2	2:AH:152:PHE:CZ	2.52	0.44
2:AK:31:ILE:O	2:AK:34:PHE:HB3	2.17	0.44
2:AC:89:VAL:O	2:AC:91:PHE:N	2.51	0.44
3:BM:178:THR:HB	3:BM:179:ASP:OD1	2.18	0.44

*Continued on next page...*



*Continued from previous page...*

Atom-1	Atom-2	Interatomic distance (Å)	Clash overlap (Å)
2:AF:136:ILE:HG23	2:AF:137:GLU:N	2.33	0.44
2:AN:273:TYR:C	2:AN:274:GLN:HE21	2.21	0.44
1:AB:300:ARG:HA	1:AB:301:PRO:HD3	1.83	0.44
2:AC:22:THR:HB	2:AE:128:ASN:O	2.18	0.44
3:BH:201:GLN:O	3:BH:202:THR:HB	2.18	0.44
1:AA:224:PHE:O	1:AA:225:ILE:C	2.54	0.44
2:AF:225:LEU:HD13	2:AF:277:PHE:HD2	1.82	0.44
2:AI:249:PHE:CE2	2:AI:251:PRO:HG3	2.53	0.44
2:AF:48:THR:HG22	2:AF:115:SER:OG	2.18	0.44
2:AI:78:VAL:O	2:AI:81:ALA:N	2.42	0.44
3:BP:160:LEU:HD21	3:BP:283:ARG:O	2.17	0.44
3:BG:261:ILE:CG1	3:BG:285:MET:CG	2.76	0.44
3:BG:76:PHE:CE2	3:BG:304:ASN:OD1	2.70	0.44
3:BG:322:PHE:CE2	3:BO:325:ARG:HD3	2.53	0.44
4:BX:746:ARG:O	4:BX:747:SER:HB3	2.17	0.44
4:BX:9:LEU:C	4:BX:11:THR:N	2.71	0.44
4:BY:680:GLU:CB	4:BY:682:PHE:HE1	2.30	0.44
4:BY:715:SER:HB3	4:BY:716:PRO:CD	2.42	0.44
4:BZ:632:ASN:HA	4:BZ:719:SER:OG	2.18	0.44
3:BJ:175:TYR:HE1	3:BJ:237:LEU:HD22	1.79	0.44
3:BK:125:ALA:HB1	3:BK:223:LYS:HB2	1.98	0.44
4:BY:307:ARG:NH1	4:BY:312:VAL:CG2	2.65	0.44
3:BP:191:CYS:HG	3:BP:244:CYS:CB	2.30	0.44
1:AA:204:THR:CG2	1:AA:244:ILE:N	2.79	0.44
1:AA:694:ARG:HD3	1:AA:701:GLN:NE2	2.32	0.44
1:AA:821:SER:OG	1:AA:822:THR:N	2.51	0.44
2:AI:168:ARG:CZ	3:BJ:53:TYR:CE2	2.99	0.44
1:AB:744:TYR:O	1:AB:745:ALA:HB3	2.18	0.44
1:AA:129:ARG:HG2	1:AA:130:GLN:N	2.32	0.44
1:AB:96:PRO:CG	1:AB:657:VAL:HG22	2.48	0.44
1:AA:437:TYR:CB	1:AA:438:PRO:CD	2.96	0.44
2:AC:35:ASN:O	2:AC:37:MET:N	2.50	0.44
1:AA:120:THR:O	1:AA:121:LYS:C	2.55	0.44
2:AN:312:GLN:HB3	2:AN:313:PRO:HA	1.99	0.44
3:BM:168:MET:HE2	3:BM:175:TYR:CZ	2.53	0.44
4:BY:274:ARG:HH22	4:BY:305:TYR:HD1	1.59	0.44
1:AB:183:LEU:O	1:AB:186:MET:N	2.48	0.44
1:AA:218:GLU:HB3	1:AA:219:GLY:H	1.55	0.44
2:AK:142:GLN:NE2	2:AK:143:ASN:N	2.66	0.44
2:AJ:241:ALA:HB1	3:BM:59:ILE:CG2	2.48	0.44
3:BN:186:SER:HB3	3:BN:246:ILE:HG13	1.98	0.44

*Continued on next page...*



*Continued from previous page...*

Atom-1	Atom-2	Interatomic distance (Å)	Clash overlap (Å)
1:AB:608:VAL:O	1:AB:609:ASN:C	2.56	0.44
2:AL:6:SER:O	2:AL:7:LEU:C	2.55	0.44
2:AE:54:LEU:HD12	2:AE:55:PRO:CD	2.44	0.44
1:AB:675:GLU:O	1:AB:677:ARG:N	2.50	0.44
1:AB:211:ILE:O	1:AB:213:GLN:N	2.50	0.44
2:AJ:225:LEU:HD13	2:AJ:277:PHE:CD2	2.53	0.44
2:AN:225:LEU:HD13	2:AN:277:PHE:CD2	2.53	0.44
2:AE:249:PHE:CE2	2:AE:251:PRO:HG3	2.53	0.44
2:AL:225:LEU:HD13	2:AL:277:PHE:HD2	1.82	0.44
2:AI:217:VAL:HG22	2:AI:286:ASP:HB3	2.00	0.44
2:AL:48:THR:HG22	2:AL:115:SER:OG	2.18	0.44
2:AI:227:PRO:HD3	2:AI:277:PHE:CG	2.53	0.44
2:AN:62:ASP:H	2:AN:63:PHE:HD1	1.66	0.44
4:BX:32:ASN:CB	4:BY:484:ILE:HG22	2.31	0.44
3:BO:128:SER:HG	3:BO:224:LEU:HD22	1.71	0.44
4:BX:590:ALA:O	4:BX:591:TRP:C	2.56	0.44
4:BX:632:ASN:HA	4:BX:719:SER:OG	2.17	0.44
4:BY:502:ARG:O	4:BY:505:PHE:N	2.51	0.44
4:BY:589:SER:H	4:BY:593:ASP:CG	2.18	0.44
4:BY:652:SER:HB2	4:BY:653:PRO:HD2	2.00	0.44
4:BY:694:ARG:NH2	4:BY:701:ILE:HG13	2.33	0.44
4:BY:750:ARG:O	4:BY:751:VAL:C	2.56	0.44
4:BZ:14:TYR:CD1	4:BZ:14:TYR:C	2.90	0.44
4:BZ:505:PHE:CE1	4:BZ:659:ILE:HD11	2.53	0.44
4:BX:45:TYR:CZ	4:BX:475:PRO:HD3	2.49	0.44
3:BK:127:PHE:CZ	3:BK:140:VAL:HG21	2.52	0.44
1:AA:469:ALA:C	2:AG:71:LEU:HD23	2.38	0.44
1:AB:380:LYS:O	1:AB:381:THR:C	2.56	0.44
2:AI:31:ILE:O	2:AI:34:PHE:HB3	2.18	0.44
3:BM:261:ILE:HG12	3:BM:285:MET:HG3	1.89	0.44
4:BZ:411:LEU:HD11	4:BZ:538:ILE:HG13	2.00	0.44
3:BA:125:ALA:HB1	3:BA:223:LYS:CG	2.45	0.44
4:BY:261:LEU:CD1	4:BY:478:ASP:CB	2.95	0.44
1:AB:230:GLN:H	1:AB:230:GLN:CD	2.21	0.44
1:AA:309:ASN:HA	1:AA:311:HIS:NE2	2.32	0.44
3:BP:150:LEU:HD21	3:BQ:290:LYS:HB3	2.00	0.44
3:BL:267:ASP:CG	3:BM:266:SER:HB3	2.38	0.44
1:AB:138:GLY:O	1:AB:804:SER:HB3	2.17	0.44
2:AC:34:PHE:O	2:AC:35:ASN:C	2.55	0.44
4:BY:273:ILE:O	4:BY:463:GLU:HG3	2.18	0.44
1:AB:772:ILE:HB	1:AB:809:PHE:HE2	1.83	0.44

*Continued on next page...*



*Continued from previous page...*

Atom-1	Atom-2	Interatomic distance (Å)	Clash overlap (Å)
1:AB:134:TYR:CD2	1:AB:803:ASN:HB2	2.53	0.44
2:AM:35:ASN:O	2:AM:37:MET:N	2.50	0.44
4:BX:25:ILE:HG21	4:BY:26:GLY:O	2.18	0.44
3:BI:201:GLN:O	3:BI:202:THR:HB	2.18	0.44
4:BX:525:LEU:O	4:BX:525:LEU:HG	2.17	0.44
1:AA:183:LEU:HD11	1:AA:844:SER:HB3	2.00	0.44
2:AG:340:LYS:HD3	2:AG:342:MET:HE1	1.98	0.44
2:AL:128:ASN:O	2:AL:129:PHE:CB	2.66	0.44
2:AH:5:TYR:HE2	2:AH:131:ASN:HA	1.78	0.44
2:AH:6:SER:O	2:AH:7:LEU:C	2.55	0.44
2:AF:239:ASN:OD1	3:BI:63:MET:SD	2.76	0.44
2:AI:22:THR:HB	2:AK:128:ASN:O	2.18	0.44
2:AG:227:PRO:HD3	2:AG:277:PHE:CG	2.53	0.44
2:AD:225:LEU:HD13	2:AD:277:PHE:CD2	2.53	0.44
2:AE:227:PRO:HD3	2:AE:277:PHE:CG	2.53	0.44
2:AF:227:PRO:HD3	2:AF:277:PHE:CG	2.53	0.44
2:AG:249:PHE:CE2	2:AG:251:PRO:HG3	2.53	0.44
1:AB:339:LEU:CD2	1:AB:588:ILE:HD13	2.47	0.44
2:AI:144:ARG:HD2	2:AJ:82:ARG:CZ	2.48	0.44
3:BI:176:GLN:O	3:BI:176:GLN:HG3	2.18	0.44
3:BO:176:GLN:HG3	3:BO:176:GLN:O	2.17	0.44
2:AL:144:ARG:HD2	2:AM:82:ARG:CZ	2.48	0.44
2:AI:190:VAL:HG21	2:AI:210:HIS:HB2	1.99	0.44
4:BX:102:TRP:HB2	4:BX:145:LYS:HG2	1.98	0.44
2:AC:225:LEU:HD13	2:AC:277:PHE:HD2	1.82	0.44
3:BI:75:THR:HG23	3:BI:79:SER:OG	2.18	0.44
2:AE:203:ALA:C	4:BY:775:ARG:CZ	2.85	0.44
3:BN:307:ILE:HD13	3:BN:310:MET:CE	2.46	0.44
3:BN:53:TYR:O	3:BN:53:TYR:CG	2.71	0.44
3:BN:57:LEU:HD12	3:BN:58:PRO:HD2	1.99	0.44
3:BG:159:ILE:HG21	3:BG:258:VAL:HG21	1.99	0.44
4:BX:585:GLY:HA2	4:BX:706:GLN:NE2	2.32	0.44
4:BX:616:SER:O	4:BX:620:ARG:HG2	2.18	0.44
4:BX:643:THR:O	4:BX:646:ASP:HB3	2.17	0.44
4:BY:525:LEU:HD12	4:BY:529:SER:HB2	1.98	0.44
4:BY:618:ARG:O	4:BY:622:LYS:HB2	2.18	0.44
4:BY:617:ARG:NE	4:BY:620:ARG:HH21	2.16	0.44
4:BY:661:THR:O	4:BY:664:SER:N	2.51	0.44
4:BY:693:TYR:CE2	4:BY:724:PHE:CD2	3.06	0.44
4:BZ:16:VAL:HG21	4:BZ:553:LYS:HE2	2.00	0.44
4:BZ:585:GLY:CA	4:BZ:709:ALA:CB	2.96	0.44

*Continued on next page...*



*Continued from previous page...*

Atom-1	Atom-2	Interatomic distance (Å)	Clash overlap (Å)
4:BZ:514:MET:SD	4:BZ:764:ARG:HD3	2.58	0.44
3:BH:107:LEU:HD23	3:BH:111:TRP:O	2.18	0.44
3:BK:160:LEU:HD21	3:BK:283:ARG:O	2.17	0.44
1:AB:440:PHE:CE1	2:AH:68:THR:OG1	2.53	0.44
2:AL:23:LEU:O	2:AL:26:ASN:ND2	2.51	0.44
1:AB:225:ILE:O	1:AB:226:ALA:O	2.35	0.44
2:AM:306:ALA:HB1	3:BO:282:GLU:OE2	2.10	0.44
3:BL:150:LEU:CD2	3:BM:290:LYS:CA	2.95	0.44
1:AA:876:ILE:HG22	1:AA:877:MET:HG2	1.99	0.44
2:AJ:239:ASN:ND2	3:BM:65:THR:CA	2.71	0.44
1:AB:363:GLU:OE1	1:AB:366:PHE:HB2	2.18	0.44
3:BQ:275:PRO:HD2	3:BQ:276:THR:N	2.31	0.44
2:AK:57:ARG:NH1	2:AK:94:ASN:HD21	2.07	0.44
2:AL:89:VAL:O	2:AL:91:PHE:N	2.51	0.44
4:BY:7:ARG:HD2	4:BY:625:ALA:C	2.38	0.44
2:AH:89:VAL:O	2:AH:91:PHE:N	2.51	0.44
1:AA:314:PHE:CZ	1:AA:664:ARG:HG2	2.51	0.44
3:BL:178:THR:HB	3:BL:179:ASP:OD1	2.18	0.44
3:BF:178:THR:N	3:BF:182:ASN:HD22	2.13	0.44
3:BQ:178:THR:HB	3:BQ:179:ASP:OD1	2.18	0.44
2:AD:97:MET:O	2:AD:101:VAL:HG13	2.18	0.44
2:AH:273:TYR:C	2:AH:274:GLN:HE21	2.21	0.44
2:AG:299:ASN:ND2	3:BK:71:THR:OG1	2.50	0.44
2:AJ:227:PRO:HD3	2:AJ:277:PHE:CG	2.53	0.44
2:AC:225:LEU:HD13	2:AC:277:PHE:CD2	2.53	0.44
2:AF:190:VAL:HG21	2:AF:210:HIS:HB2	1.99	0.44
4:BY:278:ALA:HB2	4:BY:299:ALA:HB2	2.00	0.44
3:BP:314:SER:HB2	3:BP:315:ARG:HD3	1.99	0.44
4:BX:645:ILE:O	4:BX:645:ILE:HG22	2.17	0.44
4:BX:706:GLN:O	4:BX:709:ALA:N	2.51	0.44
4:BY:504:GLU:OE1	4:BY:650:GLN:HG3	2.18	0.44
4:BY:519:ASP:C	4:BY:521:ALA:N	2.70	0.44
4:BY:633:PHE:CZ	4:BY:671:ARG:HB2	2.53	0.44
4:BY:585:GLY:CA	4:BY:709:ALA:CB	2.94	0.44
4:BZ:541:ALA:CA	4:BZ:544:MET:HB2	2.47	0.44
4:BZ:616:SER:O	4:BZ:617:ARG:C	2.56	0.44
4:BZ:619:LEU:O	4:BZ:623:GLU:CG	2.66	0.44
4:BZ:734:TYR:CZ	4:BZ:761:PRO:CG	3.00	0.44
4:BX:40:PHE:CD1	4:BX:41:ALA:N	2.86	0.44
3:BJ:186:SER:HB3	3:BJ:246:ILE:HG13	1.98	0.44
3:BK:263:VAL:CG1	3:BK:289:TRP:HD1	2.28	0.44

*Continued on next page...*



*Continued from previous page...*

Atom-1	Atom-2	Interatomic distance (Å)	Clash overlap (Å)
3:BJ:160:LEU:HD21	3:BJ:283:ARG:O	2.17	0.44
3:BA:191:CYS:HG	3:BA:244:CYS:CB	2.30	0.44
3:BJ:126:SER:HA	3:BJ:223:LYS:HZ2	1.73	0.44
1:AA:125:ILE:HD13	1:AA:248:ILE:HG22	1.99	0.44
1:AA:421:ARG:C	1:AA:423:SER:H	2.21	0.44
1:AA:765:PHE:CE1	1:AA:767:THR:HG23	2.53	0.44
2:AL:31:ILE:O	2:AL:34:PHE:HB3	2.18	0.44
1:AA:521:MET:CB	1:AA:522:PRO:HD3	2.28	0.44
3:BL:247:ARG:HB3	3:BL:247:ARG:HE	1.50	0.44
1:AA:405:ILE:HA	1:AA:408:MET:SD	2.58	0.44
2:AJ:312:GLN:HB3	2:AJ:313:PRO:HA	1.99	0.44
3:BK:170:ILE:HD11	3:BK:239:VAL:HG21	1.98	0.44
3:BH:130:ASP:O	3:BH:132:GLN:CG	2.66	0.44
2:AD:312:GLN:HB3	2:AD:313:PRO:HA	1.99	0.44
1:AB:275:PRO:C	1:AB:277:ARG:H	2.21	0.44
1:AB:275:PRO:HD2	1:AB:278:ILE:CD1	2.47	0.44
4:BY:553:LYS:O	4:BY:554:LYS:HB2	2.18	0.44
3:BK:83:LEU:CD2	3:BK:139:VAL:HG13	2.43	0.44
2:AF:89:VAL:O	2:AF:91:PHE:N	2.51	0.44
3:BG:83:LEU:CD2	3:BG:139:VAL:HG13	2.43	0.44
2:AE:89:VAL:O	2:AE:91:PHE:N	2.51	0.44
1:AA:786:ILE:H	1:AA:786:ILE:HG13	1.53	0.44
2:AL:310:ASN:HB3	3:BP:180:GLU:CD	2.38	0.44
3:BF:178:THR:HB	3:BF:179:ASP:OD1	2.18	0.44
2:AL:1:MET:O	2:AL:2:ASP:C	2.56	0.44
2:AK:135:TYR:CZ	2:AK:342:MET:HE3	2.52	0.44
2:AD:124:PHE:N	2:AD:124:PHE:CD1	2.86	0.44
4:BZ:393:GLN:HA	4:BZ:393:GLN:NE2	2.32	0.44
3:BH:178:THR:HB	3:BH:179:ASP:OD1	2.18	0.44
2:AF:22:THR:HB	2:AH:128:ASN:O	2.18	0.44
2:AK:225:LEU:HD13	2:AK:277:PHE:CD2	2.53	0.44
3:BA:70:SER:O	3:BA:71:THR:HB	2.17	0.44
2:AC:48:THR:HG22	2:AC:115:SER:OG	2.18	0.44
2:AG:190:VAL:HG21	2:AG:210:HIS:HB2	1.99	0.44
2:AH:169:SER:HA	2:AH:176:LEU:HD23	2.00	0.44
4:BX:271:ILE:HG12	4:BX:272:THR:N	2.32	0.44
2:AK:249:PHE:CE2	2:AK:251:PRO:HG3	2.53	0.44
1:AB:205:ALA:O	1:AB:206:ALA:C	2.56	0.44
3:BO:174:TYR:CD1	3:BO:198:LEU:HD13	2.34	0.43
4:BX:517:LEU:O	4:BX:518:ILE:C	2.56	0.43
4:BX:691:PHE:N	4:BX:691:PHE:HD1	2.13	0.43

*Continued on next page...*



*Continued from previous page...*

Atom-1	Atom-2	Interatomic distance (Å)	Clash overlap (Å)
4:BY:559:ASN:O	4:BY:560:SER:C	2.57	0.43
4:BY:567:SER:O	4:BY:571:ALA:HB2	2.18	0.43
4:BY:568:LEU:HD23	4:BY:590:ALA:CB	2.48	0.43
4:BY:616:SER:O	4:BY:617:ARG:C	2.57	0.43
4:BZ:559:ASN:O	4:BZ:560:SER:C	2.56	0.43
3:BJ:174:TYR:CG	3:BJ:198:LEU:HD11	2.53	0.43
3:BJ:107:LEU:HD23	3:BJ:111:TRP:O	2.18	0.43
3:BH:275:PRO:HD2	3:BH:276:THR:N	2.31	0.43
3:BG:275:PRO:HD2	3:BG:276:THR:N	2.31	0.43
3:BK:108:THR:HG23	3:BK:109:LYS:H	1.78	0.43
3:BH:197:PRO:HG2	3:BH:205:ILE:HG23	1.99	0.43
1:AA:317:LEU:CD2	1:AA:652:PHE:CD2	2.97	0.43
3:BL:275:PRO:HD2	3:BL:276:THR:N	2.31	0.43
4:BY:270:ASP:O	4:BY:307:ARG:NH1	2.51	0.43
1:AB:525:TYR:O	1:AB:529:ILE:HG13	2.18	0.43
2:AH:35:ASN:O	2:AH:37:MET:N	2.51	0.43
1:AA:308:LEU:HD22	1:AA:668:ARG:CB	2.47	0.43
3:BL:150:LEU:CD2	3:BM:290:LYS:HG2	2.46	0.43
2:AG:312:GLN:HB3	2:AG:313:PRO:HA	1.99	0.43
3:BH:289:TRP:HZ3	3:BH:292:TRP:CE2	2.36	0.43
1:AB:721:VAL:CG1	1:AB:722:ASN:H	2.26	0.43
2:AC:31:ILE:O	2:AC:34:PHE:HB3	2.18	0.43
2:AK:169:SER:HA	2:AK:176:LEU:HD23	2.00	0.43
2:AL:151:THR:C	2:AL:152:PHE:CD1	2.92	0.43
2:AF:151:THR:C	2:AF:152:PHE:CD1	2.92	0.43
2:AF:150:PHE:O	2:AF:330:VAL:HG13	2.18	0.43
1:AB:811:LEU:CD2	1:AB:811:LEU:H	2.25	0.43
4:BX:516:GLN:H	4:BX:516:GLN:NE2	2.15	0.43
4:BX:516:GLN:N	4:BX:516:GLN:NE2	2.66	0.43
3:BJ:83:LEU:CD2	3:BJ:139:VAL:HG13	2.44	0.43
1:AA:314:PHE:CE2	1:AA:664:ARG:HB3	2.53	0.43
2:AO:141:LEU:HD12	2:AO:148:THR:HG21	1.99	0.43
3:BK:178:THR:HB	3:BK:179:ASP:OD1	2.18	0.43
2:AD:122:ILE:HG23	2:AD:123:LYS:N	2.33	0.43
2:AM:273:TYR:C	2:AM:274:GLN:HE21	2.21	0.43
2:AD:273:TYR:C	2:AD:274:GLN:HE21	2.21	0.43
2:AC:136:ILE:HG23	2:AC:137:GLU:N	2.33	0.43
1:AA:360:ILE:O	1:AA:363:GLU:HG3	2.18	0.43
2:AN:122:ILE:HG23	2:AN:123:LYS:N	2.33	0.43
2:AE:122:ILE:HG23	2:AE:123:LYS:N	2.33	0.43
3:BO:201:GLN:O	3:BO:202:THR:HB	2.18	0.43

*Continued on next page...*



*Continued from previous page...*

Atom-1	Atom-2	Interatomic distance (Å)	Clash overlap (Å)
2:AE:225:LEU:HD13	2:AE:277:PHE:CD2	2.53	0.43
2:AD:190:VAL:HG21	2:AD:210:HIS:HB2	1.99	0.43
2:AD:249:PHE:CE2	2:AD:251:PRO:HG3	2.53	0.43
2:AF:144:ARG:HD2	2:AG:82:ARG:CZ	2.48	0.43
2:AM:169:SER:HA	2:AM:176:LEU:HD23	2.00	0.43
2:AN:249:PHE:CE2	2:AN:251:PRO:HG3	2.53	0.43
4:BX:278:ALA:HB2	4:BX:299:ALA:HB2	2.00	0.43
2:AC:217:VAL:HG22	2:AC:286:ASP:HB3	1.99	0.43
2:AN:169:SER:HA	2:AN:176:LEU:HD23	2.00	0.43
4:BX:13:SER:C	4:BX:15:THR:N	2.71	0.43
4:BZ:1:MET:O	4:BZ:2:ALA:C	2.57	0.43
4:BZ:19:SER:OG	4:BZ:20:ASP:N	2.51	0.43
4:BX:647:ARG:HH11	4:BZ:573:SER:HB2	1.83	0.43
3:BP:175:TYR:O	3:BP:235:HIS:N	2.44	0.43
3:BK:107:LEU:HD23	3:BK:111:TRP:O	2.18	0.43
2:AJ:171:PRO:CB	3:BM:312:LYS:NZ	2.80	0.43
1:AB:321:ILE:O	1:AB:322:THR:C	2.56	0.43
3:BQ:302:TYR:O	3:BQ:306:ILE:HG13	2.18	0.43
3:BI:160:LEU:HD21	3:BI:283:ARG:O	2.17	0.43
3:BI:288:ASN:CB	3:BK:270:ASP:HB3	2.40	0.43
1:AA:721:VAL:CG1	1:AA:800:TYR:H	2.31	0.43
4:BZ:264:GLU:HG2	4:BZ:473:LEU:HA	1.99	0.43
3:BG:55:ILE:HG12	3:BO:53:TYR:HA	2.00	0.43
1:AB:790:ARG:HA	1:AB:790:ARG:HE	0.59	0.43
1:AB:98:PHE:CE1	1:AB:653:ASP:HB3	2.53	0.43
3:BM:268:VAL:HG11	3:BN:266:SER:CA	2.38	0.43
3:BH:252:LEU:O	3:BH:253:GLY:O	2.36	0.43
3:BK:59:ILE:HG22	3:BK:60:THR:O	2.18	0.43
1:AA:546:LEU:HD23	1:AA:546:LEU:HA	1.82	0.43
3:BF:262:GLN:CG	3:BF:267:ASP:OD2	2.65	0.43
3:BI:289:TRP:C	3:BK:150:LEU:HD22	2.36	0.43
4:BY:303:TYR:OH	4:BY:316:THR:CG2	2.66	0.43
1:AB:297:ARG:HG3	1:AB:848:PHE:HD2	1.82	0.43
1:AB:770:SER:O	1:AB:773:SER:HB2	2.18	0.43
2:AI:150:PHE:O	2:AI:330:VAL:HG13	2.18	0.43
2:AC:150:PHE:N	2:AC:150:PHE:CD1	2.85	0.43
2:AO:31:ILE:O	2:AO:34:PHE:HB3	2.18	0.43
3:BN:170:ILE:HA	3:BN:175:TYR:HH	1.83	0.43
3:BK:73:GLU:CG	3:BK:73:GLU:O	2.63	0.43
3:BH:170:ILE:CG2	3:BH:237:LEU:O	2.67	0.43
2:AO:5:TYR:O	2:AO:6:SER:C	2.57	0.43

*Continued on next page...*



*Continued from previous page...*

Atom-1	Atom-2	Interatomic distance (Å)	Clash overlap (Å)
4:BX:361:ALA:HA	4:BX:364:ASN:HD22	1.83	0.43
3:BG:179:ASP:C	3:BG:181:ALA:H	2.19	0.43
1:AA:593:VAL:HG12	1:AA:594:ILE:N	2.33	0.43
2:AG:1:MET:C	2:AG:3:VAL:N	2.70	0.43
2:AE:273:TYR:C	2:AE:274:GLN:HE21	2.21	0.43
2:AM:22:THR:O	2:AM:72:ASN:HA	2.17	0.43
2:AD:136:ILE:HG23	2:AD:137:GLU:N	2.33	0.43
2:AK:66:LEU:HB3	2:AK:77:TYR:OH	2.18	0.43
3:BG:201:GLN:O	3:BG:202:THR:HB	2.18	0.43
1:AA:156:PRO:HB2	1:AA:157:ASP:H	1.65	0.43
3:BN:107:LEU:HD23	3:BN:111:TRP:O	2.18	0.43
3:BQ:201:GLN:O	3:BQ:202:THR:HB	2.18	0.43
2:AK:227:PRO:HD3	2:AK:277:PHE:CG	2.53	0.43
2:AO:227:PRO:HD3	2:AO:277:PHE:CG	2.53	0.43
2:AH:227:PRO:HD3	2:AH:277:PHE:CG	2.53	0.43
2:AL:225:LEU:HD13	2:AL:277:PHE:CD2	2.53	0.43
2:AI:225:LEU:HD13	2:AI:277:PHE:HD2	1.82	0.43
2:AH:249:PHE:CE2	2:AH:251:PRO:HG3	2.53	0.43
2:AO:99:GLU:HG3	2:AO:99:GLU:O	2.18	0.43
2:AI:48:THR:HG22	2:AI:115:SER:OG	2.18	0.43
1:AA:552:TYR:O	1:AA:553:ASN:C	2.57	0.43
3:BO:76:PHE:CG	3:BO:110:GLY:O	2.71	0.43
3:BG:313:ARG:CG	3:BO:322:PHE:CE1	2.99	0.43
3:BO:170:ILE:CG2	3:BO:237:LEU:O	2.67	0.43
3:BQ:174:TYR:CG	3:BQ:198:LEU:HD11	2.53	0.43
3:BL:158:LEU:CD2	3:BL:185:ILE:HD13	2.44	0.43
4:BX:2:ALA:HB3	4:BX:635:ASP:HA	1.98	0.43
4:BX:633:PHE:O	4:BX:636:ILE:HB	2.18	0.43
4:BY:617:ARG:CA	4:BY:620:ARG:HE	2.06	0.43
4:BY:641:LEU:HB3	4:BY:645:ILE:HD12	2.00	0.43
4:BY:662:GLU:HA	4:BY:665:GLU:CD	2.38	0.43
4:BY:683:GLU:O	4:BY:690:PHE:HA	2.18	0.43
4:BZ:776:LEU:CG	4:BZ:776:LEU:O	2.59	0.43
3:BJ:137:TYR:CD2	3:BJ:310:MET:CG	3.02	0.43
3:BK:174:TYR:CG	3:BK:198:LEU:HD11	2.53	0.43
3:BK:111:TRP:HA	3:BK:112:PRO:HD2	1.85	0.43
3:BK:159:ILE:HG21	3:BK:258:VAL:HG21	1.99	0.43
1:AB:421:ARG:O	1:AB:425:VAL:HG23	2.18	0.43
1:AB:433:ASN:C	1:AB:435:ILE:N	2.71	0.43
3:BM:261:ILE:CG1	3:BM:285:MET:CG	2.75	0.43
3:BL:302:TYR:O	3:BL:306:ILE:HG13	2.19	0.43

*Continued on next page...*



*Continued from previous page...*

Atom-1	Atom-2	Interatomic distance (Å)	Clash overlap (Å)
3:BI:159:ILE:HG21	3:BI:258:VAL:HG21	2.00	0.43
3:BP:191:CYS:N	3:BP:244:CYS:SG	2.91	0.43
1:AA:394:LEU:HD12	1:AA:423:SER:OG	2.18	0.43
1:AA:770:SER:O	1:AA:772:ILE:N	2.51	0.43
1:AA:774:LEU:O	1:AA:777:LYS:N	2.45	0.43
1:AA:720:TYR:CE1	1:AA:819:PRO:HG2	2.53	0.43
2:AL:22:THR:HB	2:AN:128:ASN:O	2.18	0.43
1:AB:460:GLU:O	1:AB:461:GLN:C	2.55	0.43
4:BX:72:THR:CG2	4:BX:333:LEU:HD13	2.44	0.43
1:AB:122:LEU:O	1:AB:123:PHE:CB	2.65	0.43
2:AM:312:GLN:HB3	2:AM:313:PRO:HA	1.99	0.43
2:AM:97:MET:O	2:AM:101:VAL:HG13	2.18	0.43
3:BG:150:LEU:CD2	3:BH:290:LYS:CA	2.95	0.43
1:AB:696:SER:O	1:AB:827:LYS:HE3	2.18	0.43
1:AB:182:LEU:HD11	1:AB:848:PHE:HD1	1.83	0.43
1:AB:204:THR:HG23	1:AB:244:ILE:HG22	1.97	0.43
2:AE:312:GLN:HB3	2:AE:313:PRO:HA	1.99	0.43
2:AO:31:ILE:HG21	2:AO:68:THR:HG22	2.00	0.43
4:BX:693:TYR:OH	4:BX:724:PHE:CB	2.64	0.43
3:BL:201:GLN:O	3:BL:202:THR:HB	2.17	0.43
1:AB:609:ASN:O	1:AB:610:PHE:C	2.56	0.43
2:AJ:306:ALA:CB	3:BN:282:GLU:OE2	2.65	0.43
2:AM:340:LYS:HD3	2:AM:342:MET:HE1	1.99	0.43
2:AJ:124:PHE:CD1	2:AJ:124:PHE:N	2.86	0.43
2:AJ:97:MET:O	2:AJ:101:VAL:HG13	2.18	0.43
2:AF:273:TYR:C	2:AF:274:GLN:HE21	2.20	0.43
2:AO:273:TYR:C	2:AO:274:GLN:HE21	2.21	0.43
3:BP:107:LEU:HD23	3:BP:111:TRP:O	2.18	0.43
3:BJ:201:GLN:O	3:BJ:202:THR:HB	2.18	0.43
2:AO:169:SER:HA	2:AO:176:LEU:HD23	2.00	0.43
4:BX:321:ASN:HB2	4:BX:352:TYR:HE1	1.84	0.43
3:BO:119:LYS:HD3	3:BO:119:LYS:N	2.34	0.43
3:BP:119:LYS:N	3:BP:119:LYS:HD3	2.34	0.43
3:BM:148:LEU:HD22	3:BM:151:ASP:OD2	2.17	0.43
2:AE:169:SER:HA	2:AE:176:LEU:HD23	2.00	0.43
3:BH:88:GLU:OE1	3:BH:143:LYS:NZ	2.44	0.43
3:BO:315:ARG:O	3:BO:325:ARG:HA	2.18	0.43
3:BI:174:TYR:CG	3:BI:198:LEU:HD11	2.53	0.43
4:BX:549:MET:O	4:BX:552:PHE:N	2.52	0.43
4:BY:499:GLY:O	4:BY:500:GLU:O	2.36	0.43
4:BY:500:GLU:O	4:BY:502:ARG:N	2.51	0.43

*Continued on next page...*



*Continued from previous page...*

Atom-1	Atom-2	Interatomic distance (Å)	Clash overlap (Å)
4:BY:516:GLN:NE2	4:BY:516:GLN:N	2.66	0.43
4:BY:5:ILE:CG2	4:BY:525:LEU:O	2.66	0.43
4:BZ:683:GLU:O	4:BZ:690:PHE:HA	2.18	0.43
4:BX:38:GLY:HA2	4:BX:39:PRO:HD3	1.60	0.43
3:BF:107:LEU:HD23	3:BF:111:TRP:O	2.18	0.43
1:AA:326:TYR:CD1	1:AA:384:ALA:HB1	2.53	0.43
1:AB:437:TYR:HD2	1:AB:443:GLN:HB3	1.83	0.43
3:BN:191:CYS:N	3:BN:244:CYS:SG	2.91	0.43
3:BJ:191:CYS:HG	3:BJ:244:CYS:CB	2.30	0.43
3:BA:191:CYS:N	3:BA:244:CYS:SG	2.91	0.43
3:BI:191:CYS:N	3:BI:244:CYS:SG	2.91	0.43
1:AA:769:SER:CB	1:AA:807:ASN:OD1	2.65	0.43
2:AI:168:ARG:CG	2:AI:177:MET:HB3	2.49	0.43
1:AB:671:LEU:O	1:AB:672:LEU:HD23	2.19	0.43
3:BO:268:VAL:CG2	3:BP:266:SER:HB2	2.49	0.43
1:AB:639:LYS:O	1:AB:640:SER:C	2.56	0.43
2:AN:69:THR:O	2:AN:70:LEU:HG	2.18	0.43
2:AO:23:LEU:HD23	2:AO:23:LEU:C	2.35	0.43
3:BG:150:LEU:HD22	3:BH:289:TRP:C	2.33	0.43
3:BI:290:LYS:CB	3:BK:150:LEU:CD2	2.96	0.43
1:AA:757:VAL:CG1	1:AA:758:ALA:H	2.31	0.43
2:AD:66:LEU:HD23	2:AD:66:LEU:HA	1.71	0.43
2:AK:23:LEU:O	2:AK:26:ASN:ND2	2.51	0.43
2:AG:10:THR:O	2:AG:14:ALA:HB2	2.18	0.43
2:AD:1:MET:O	2:AD:4:LEU:N	2.51	0.43
2:AL:2:ASP:O	2:AL:5:TYR:HB3	2.18	0.43
2:AC:128:ASN:O	2:AC:129:PHE:CB	2.66	0.43
2:AC:2:ASP:O	2:AC:5:TYR:HB3	2.18	0.43
2:AN:5:TYR:O	2:AN:6:SER:C	2.57	0.43
2:AH:5:TYR:O	2:AH:6:SER:C	2.57	0.43
2:AF:1:MET:O	2:AF:4:LEU:HB3	2.18	0.43
2:AK:122:ILE:HG23	2:AK:123:LYS:N	2.33	0.43
2:AH:122:ILE:HG23	2:AH:123:LYS:N	2.33	0.43
2:AG:225:LEU:HD13	2:AG:277:PHE:CD2	2.53	0.43
2:AO:225:LEU:HD13	2:AO:277:PHE:CD2	2.53	0.43
2:AM:225:LEU:HD13	2:AM:277:PHE:CD2	2.53	0.43
2:AN:227:PRO:HD3	2:AN:277:PHE:CG	2.53	0.43
2:AE:217:VAL:HG22	2:AE:286:ASP:HB3	2.00	0.43
2:AG:104:SER:O	2:AG:108:GLY:HA3	2.18	0.43
2:AI:169:SER:HA	2:AI:176:LEU:HD23	2.00	0.43
2:AF:169:SER:HA	2:AF:176:LEU:HD23	2.00	0.43

*Continued on next page...*



*Continued from previous page...*

Atom-1	Atom-2	Interatomic distance (Å)	Clash overlap (Å)
3:BN:158:LEU:CD2	3:BN:185:ILE:HD13	2.44	0.43
3:BN:315:ARG:O	3:BN:316:SER:HB2	2.19	0.43
3:BN:316:SER:O	3:BN:317:LEU:HB2	2.19	0.43
3:BN:323:TYR:HB3	3:BN:324:TYR:H	1.69	0.43
3:BG:132:GLN:O	3:BG:133:LEU:C	2.56	0.43
3:BO:76:PHE:HE2	3:BO:111:TRP:HE1	1.63	0.43
2:AC:356:PRO:HA	4:BY:734:TYR:C	2.33	0.43
3:BL:107:LEU:HD23	3:BL:111:TRP:O	2.18	0.43
4:BX:748:ASP:C	4:BX:748:ASP:OD1	2.55	0.43
4:BY:13:SER:O	4:BY:15:THR:N	2.52	0.43
4:BY:611:GLN:O	4:BY:615:ILE:N	2.42	0.43
4:BY:626:THR:CG2	4:BY:627:GLN:HG3	2.38	0.43
4:BY:776:LEU:CG	4:BY:776:LEU:O	2.56	0.43
4:BX:255:VAL:HG13	4:BX:257:SER:O	2.18	0.43
1:AA:608:VAL:O	1:AA:609:ASN:C	2.57	0.43
1:AA:653:ASP:O	1:AA:657:VAL:HG22	2.19	0.43
1:AA:672:LEU:HA	1:AA:673:PRO:HD3	1.78	0.43
1:AB:544:VAL:CG1	1:AB:548:ARG:HH21	2.31	0.43
3:BM:302:TYR:O	3:BM:306:ILE:HG13	2.19	0.43
3:BL:129:VAL:HG21	3:BL:223:LYS:HZ3	1.83	0.43
1:AA:421:ARG:O	1:AA:425:VAL:HG23	2.18	0.43
1:AB:529:ILE:O	1:AB:533:ILE:HG13	2.19	0.43
3:BI:178:THR:HB	3:BI:179:ASP:OD1	2.18	0.43
1:AA:716:GLU:HG3	1:AA:717:MET:N	2.34	0.43
4:BZ:601:VAL:HG12	4:BZ:602:SER:N	2.34	0.43
1:AA:554:TYR:OH	1:AA:558:MET:HE1	2.19	0.43
1:AB:246:HIS:CD2	1:AB:248:ILE:N	2.83	0.43
3:BO:150:LEU:HD21	3:BP:290:LYS:HB3	2.01	0.43
2:AI:163:SER:HB3	2:AI:181:TRP:CZ2	2.54	0.43
3:BM:168:MET:HE2	3:BM:175:TYR:CE2	2.54	0.43
4:BX:251:ASN:HA	4:BY:268:ASN:O	2.19	0.43
2:AN:23:LEU:O	2:AN:26:ASN:ND2	2.51	0.43
3:BA:170:ILE:CG2	3:BA:237:LEU:O	2.67	0.43
2:AI:89:VAL:O	2:AI:91:PHE:N	2.51	0.43
2:AJ:10:THR:O	2:AJ:14:ALA:HB2	2.18	0.43
2:AG:14:ALA:C	2:AG:16:ASP:N	2.71	0.43
2:AD:14:ALA:C	2:AD:16:ASP:N	2.71	0.43
2:AI:10:THR:O	2:AI:14:ALA:HB2	2.19	0.43
2:AG:122:ILE:HG23	2:AG:123:LYS:N	2.33	0.43
2:AN:163:SER:HB2	3:BO:62:SER:HA	2.00	0.43
1:AB:140:LYS:C	1:AB:142:LEU:N	2.71	0.43

*Continued on next page...*



*Continued from previous page...*

Atom-1	Atom-2	Interatomic distance (Å)	Clash overlap (Å)
2:AF:23:LEU:O	2:AF:26:ASN:ND2	2.51	0.43
2:AO:217:VAL:HG22	2:AO:286:ASP:HB3	1.99	0.43
3:BL:119:LYS:HD3	3:BL:119:LYS:N	2.34	0.43
2:AC:249:PHE:CE2	2:AC:251:PRO:HG3	2.53	0.43
2:AJ:249:PHE:CE2	2:AJ:251:PRO:HG3	2.53	0.43
2:AH:217:VAL:HG22	2:AH:286:ASP:HB3	2.00	0.43
2:AM:217:VAL:HG22	2:AM:286:ASP:HB3	1.99	0.43
3:BG:137:TYR:CD2	3:BG:310:MET:CG	3.01	0.43
3:BO:106:PHE:CE2	3:BO:303:VAL:HG21	2.54	0.43
3:BO:174:TYR:CG	3:BO:198:LEU:HD11	2.53	0.43
3:BL:106:PHE:CE2	3:BL:303:VAL:HG21	2.54	0.43
3:BL:159:ILE:CG1	3:BL:160:LEU:H	2.28	0.43
4:BX:680:GLU:CB	4:BX:682:PHE:HE1	2.32	0.43
4:BY:566:ASP:C	4:BY:568:LEU:H	2.22	0.43
4:BY:581:ILE:N	4:BY:597:GLN:OE1	2.52	0.43
4:BY:626:THR:HG23	4:BZ:524:PRO:HD2	1.96	0.43
4:BY:694:ARG:CZ	4:BY:701:ILE:HG21	2.47	0.43
4:BZ:592:THR:HG22	4:BZ:593:ASP:N	2.34	0.43
4:BZ:616:SER:O	4:BZ:620:ARG:N	2.49	0.43
4:BZ:620:ARG:O	4:BZ:622:LYS:N	2.51	0.43
4:BZ:661:THR:O	4:BZ:664:SER:N	2.50	0.43
4:BZ:693:TYR:HH	4:BZ:724:PHE:CB	2.31	0.43
4:BZ:752:LEU:O	4:BZ:756:ILE:HG22	2.19	0.43
4:BX:262:TRP:CB	4:BY:262:TRP:NE1	2.67	0.43
3:BI:107:LEU:HD23	3:BI:111:TRP:O	2.18	0.43
3:BG:172:LEU:HB3	3:BG:173:TYR:CE1	2.53	0.43
3:BF:106:PHE:CE2	3:BF:303:VAL:HG21	2.54	0.43
3:BF:137:TYR:CD2	3:BF:310:MET:CG	3.01	0.43
3:BM:107:LEU:HD23	3:BM:111:TRP:O	2.18	0.43
1:AB:422:GLU:O	1:AB:425:VAL:CB	2.66	0.43
3:BM:160:LEU:HA	3:BM:258:VAL:HG11	2.01	0.43
3:BG:129:VAL:CA	3:BG:187:MET:SD	3.04	0.43
3:BP:125:ALA:HB1	3:BP:223:LYS:HB2	1.99	0.43
1:AA:527:ARG:CG	1:AA:527:ARG:HH11	2.28	0.43
1:AA:563:MET:O	1:AA:564:ASN:C	2.56	0.43
1:AB:319:ASP:OD2	1:AB:572:THR:N	2.52	0.43
1:AB:87:GLN:C	1:AB:89:GLU:N	2.71	0.43
1:AA:252:PHE:O	1:AA:253:ASN:C	2.57	0.43
4:BX:29:LYS:CA	4:BY:33:VAL:HG12	2.48	0.43
1:AB:735:LEU:O	1:AB:736:GLU:C	2.56	0.43
2:AC:33:GLN:O	2:AC:36:GLN:HB3	2.19	0.43

*Continued on next page...*



*Continued from previous page...*

Atom-1	Atom-2	Interatomic distance (Å)	Clash overlap (Å)
2:AJ:313:PRO:HD2	3:BM:279:PRO:HB2	1.98	0.43
1:AB:292:LEU:HA	1:AB:293:PRO:HD3	1.88	0.43
3:BO:302:TYR:O	3:BO:306:ILE:HG13	2.19	0.43
2:AE:150:PHE:HB2	2:AE:152:PHE:CZ	2.52	0.43
3:BF:186:SER:HB3	3:BF:246:ILE:CB	2.49	0.43
1:AA:314:PHE:CZ	1:AA:664:ARG:HG3	2.46	0.43
2:AJ:1:MET:O	2:AJ:4:LEU:N	2.51	0.43
2:AG:2:ASP:O	2:AG:5:TYR:HB3	2.19	0.43
2:AI:1:MET:O	2:AI:4:LEU:HB3	2.18	0.43
2:AC:10:THR:O	2:AC:14:ALA:HB2	2.18	0.43
2:AC:1:MET:O	2:AC:2:ASP:C	2.56	0.43
2:AG:124:PHE:N	2:AG:124:PHE:CD1	2.86	0.43
2:AM:122:ILE:HG23	2:AM:123:LYS:N	2.33	0.43
1:AB:486:ASP:C	1:AB:488:VAL:N	2.72	0.43
2:AF:10:THR:O	2:AF:14:ALA:HB2	2.19	0.43
3:BP:201:GLN:O	3:BP:202:THR:HB	2.18	0.43
3:BA:201:GLN:O	3:BA:202:THR:HB	2.18	0.43
3:BK:148:LEU:O	3:BK:151:ASP:HB2	2.19	0.43
2:AD:227:PRO:HD3	2:AD:277:PHE:CG	2.53	0.43
2:AC:78:VAL:O	2:AC:81:ALA:N	2.42	0.43
1:AB:665:LEU:HD12	1:AB:665:LEU:HA	1.87	0.43
3:BI:119:LYS:HD3	3:BI:119:LYS:N	2.34	0.43
3:BJ:119:LYS:N	3:BJ:119:LYS:HD3	2.34	0.43
2:AL:169:SER:HA	2:AL:176:LEU:HD23	2.00	0.43
1:AB:552:TYR:O	1:AB:553:ASN:C	2.57	0.43
3:BQ:247:ARG:HG3	3:BQ:248:ASN:N	2.34	0.43
3:BP:302:TYR:O	3:BP:306:ILE:HG13	2.19	0.43
4:BX:694:ARG:NH2	4:BX:701:ILE:CD1	2.82	0.43
4:BY:701:ILE:HD13	4:BY:701:ILE:C	2.38	0.43
4:BZ:13:SER:O	4:BZ:15:THR:N	2.51	0.43
4:BZ:593:ASP:O	4:BZ:596:THR:N	2.52	0.43
3:BP:170:ILE:CG2	3:BP:237:LEU:O	2.67	0.43
3:BF:302:TYR:O	3:BF:306:ILE:HG13	2.19	0.43
3:BH:196:CYS:HA	3:BH:197:PRO:HD2	1.83	0.43
1:AB:402:MET:O	1:AB:405:ILE:N	2.52	0.43
1:AB:496:ASN:HB3	1:AB:499:ASN:H	1.83	0.43
3:BI:132:GLN:CA	3:BI:319:SER:CA	2.90	0.43
4:BY:357:ASP:HB2	4:BY:358:ASP:H	1.70	0.43
3:BJ:322:PHE:CE2	3:BL:313:ARG:CG	2.98	0.43
3:BF:290:LYS:CG	3:BH:150:LEU:HD21	2.48	0.43
1:AA:710:MET:CE	1:AA:824:LYS:HE2	2.48	0.43

*Continued on next page...*



*Continued from previous page...*

Atom-1	Atom-2	Interatomic distance (Å)	Clash overlap (Å)
3:BK:252:LEU:CG	3:BK:253:GLY:H	2.07	0.43
3:BI:150:LEU:CD2	3:BJ:290:LYS:CB	2.97	0.43
1:AB:810:TYR:C	1:AB:812:VAL:N	2.72	0.43
3:BK:186:SER:HB3	3:BK:246:ILE:CB	2.49	0.43
1:AB:260:GLN:O	1:AB:261:LEU:C	2.56	0.43
2:AI:151:THR:C	2:AI:152:PHE:CD1	2.92	0.43
3:BI:170:ILE:CG2	3:BI:237:LEU:O	2.67	0.43
4:BY:10:LEU:CD2	4:BY:552:PHE:HD2	2.27	0.43
2:AK:35:ASN:O	2:AK:37:MET:N	2.51	0.43
2:AM:89:VAL:O	2:AM:91:PHE:N	2.52	0.43
2:AN:89:VAL:O	2:AN:91:PHE:N	2.51	0.43
3:BP:178:THR:HB	3:BP:179:ASP:OD1	2.18	0.43
2:AM:10:THR:O	2:AM:14:ALA:HB2	2.18	0.43
2:AF:1:MET:O	2:AF:2:ASP:C	2.56	0.43
2:AF:4:LEU:HA	2:AF:7:LEU:CD1	2.48	0.43
1:AA:810:TYR:CD1	1:AA:810:TYR:C	2.92	0.43
1:AA:793:ASP:C	1:AA:795:LEU:N	2.72	0.43
2:AM:136:ILE:HG23	2:AM:137:GLU:N	2.33	0.43
2:AO:125:LYS:O	2:AO:127:ILE:N	2.52	0.43
3:BN:55:ILE:O	3:BN:56:ASN:ND2	2.52	0.43
2:AI:225:LEU:HD13	2:AI:277:PHE:CD2	2.53	0.43
2:AD:51:ILE:O	2:AD:52:GLY:C	2.57	0.43
2:AM:104:SER:O	2:AM:108:GLY:HA3	2.18	0.43
4:BZ:527:MET:HA	4:BZ:527:MET:HE3	2.00	0.43
2:AD:99:GLU:HG3	2:AD:99:GLU:O	2.18	0.43
2:AM:99:GLU:O	2:AM:99:GLU:HG3	2.19	0.43
3:BQ:92:GLU:O	3:BQ:92:GLU:HG2	2.19	0.43
3:BK:119:LYS:HD3	3:BK:119:LYS:N	2.34	0.43
3:BI:92:GLU:O	3:BI:92:GLU:HG2	2.19	0.43
2:AE:78:VAL:O	2:AE:81:ALA:N	2.41	0.43
2:AN:106:ARG:HB3	2:AN:107:ASN:H	1.62	0.43
2:AM:249:PHE:CE2	2:AM:251:PRO:HG3	2.53	0.43
2:AF:140:ASN:O	2:AF:143:ASN:N	2.51	0.43
2:AJ:78:VAL:O	2:AJ:81:ALA:N	2.41	0.43
4:BX:35:ILE:CG1	4:BY:37:LEU:CD1	2.69	0.43
3:BN:119:LYS:HG3	3:BN:134:TYR:CE1	2.53	0.43
4:BX:14:TYR:CD1	4:BX:14:TYR:C	2.92	0.43
4:BX:542:LYS:C	4:BX:544:MET:H	2.22	0.43
4:BX:589:SER:H	4:BX:593:ASP:CG	2.19	0.43
4:BX:600:ASP:O	4:BX:601:VAL:CG2	2.59	0.43
4:BX:641:LEU:C	4:BX:643:THR:H	2.20	0.43

*Continued on next page...*



*Continued from previous page...*

Atom-1	Atom-2	Interatomic distance (Å)	Clash overlap (Å)
4:BY:1:MET:O	4:BY:2:ALA:C	2.57	0.43
4:BY:689:ARG:O	4:BY:690:PHE:HB3	2.19	0.43
4:BY:694:ARG:HH12	4:BY:701:ILE:CG2	2.32	0.43
2:AC:363:PRO:HB3	4:BY:734:TYR:CE2	2.54	0.43
4:BZ:670:ASN:O	4:BZ:671:ARG:CG	2.67	0.43
4:BZ:633:PHE:CE1	4:BZ:719:SER:HB2	2.53	0.43
3:BP:197:PRO:HG2	3:BP:205:ILE:HG23	1.99	0.43
3:BP:186:SER:HB3	3:BP:246:ILE:CB	2.49	0.43
1:AA:108:LEU:CD2	1:AA:651:ILE:HD11	2.49	0.43
1:AB:332:VAL:O	1:AB:333:VAL:C	2.57	0.43
4:BZ:409:VAL:HG11	4:BZ:426:PHE:CE2	2.43	0.43
3:BJ:261:ILE:HG12	3:BJ:285:MET:HG3	1.89	0.43
4:BY:270:ASP:N	4:BY:307:ARG:HD2	2.34	0.43
4:BY:50:TRP:CB	4:BY:356:TRP:HB2	2.31	0.43
3:BP:125:ALA:HB1	3:BP:223:LYS:CG	2.45	0.43
1:AB:96:PRO:HG2	1:AB:657:VAL:HG22	2.00	0.43
1:AA:253:ASN:CA	1:AA:256:PHE:HD1	2.31	0.43
1:AA:558:MET:O	1:AA:559:ALA:C	2.57	0.43
4:BZ:305:TYR:CD1	4:BZ:307:ARG:HG2	2.54	0.43
3:BA:99:LYS:HB3	3:BA:118:PHE:CD1	2.54	0.43
1:AB:305:GLN:HE21	1:AB:564:ASN:ND2	2.17	0.43
4:BY:350:TYR:CZ	4:BY:427:ARG:NE	2.87	0.43
3:BM:186:SER:HB3	3:BM:246:ILE:CB	2.49	0.43
1:AB:340:VAL:HB	1:AB:587:LEU:CD1	2.49	0.43
2:AN:35:ASN:O	2:AN:37:MET:N	2.51	0.43
3:BA:186:SER:HB3	3:BA:246:ILE:CB	2.49	0.43
3:BH:83:LEU:CD2	3:BH:139:VAL:HG13	2.43	0.43
3:BO:178:THR:HB	3:BO:179:ASP:OD1	2.18	0.43
3:BO:178:THR:N	3:BO:182:ASN:HD22	2.13	0.43
2:AM:5:TYR:O	2:AM:6:SER:C	2.57	0.43
2:AD:1:MET:C	2:AD:3:VAL:N	2.70	0.43
2:AI:2:ASP:O	2:AI:5:TYR:HB3	2.18	0.43
2:AL:2:ASP:O	2:AL:3:VAL:C	2.58	0.43
2:AE:136:ILE:HG23	2:AE:137:GLU:N	2.34	0.43
2:AK:2:ASP:O	2:AK:3:VAL:C	2.57	0.43
2:AK:128:ASN:O	2:AK:129:PHE:CB	2.67	0.43
3:BF:319:SER:O	3:BF:320:ALA:O	2.36	0.43
2:AF:225:LEU:HD13	2:AF:277:PHE:CD2	2.53	0.43
2:AD:169:SER:HA	2:AD:176:LEU:HD23	2.00	0.43
3:BA:107:LEU:HD23	3:BA:111:TRP:O	2.18	0.43
4:BX:482:THR:H	4:BX:483:PRO:CD	2.06	0.43

*Continued on next page...*



*Continued from previous page...*

Atom-1	Atom-2	Interatomic distance (Å)	Clash overlap (Å)
4:BX:490:VAL:HG22	4:BX:491:ARG:H	1.84	0.43
4:BX:1:MET:CB	4:BX:635:ASP:OD2	2.67	0.43
4:BX:543:SER:O	4:BX:546:THR:HB	2.18	0.43
4:BX:592:THR:HG22	4:BX:593:ASP:N	2.34	0.43
4:BY:500:GLU:HG3	4:BY:501:LEU:N	2.33	0.43
4:BY:612:THR:O	4:BY:616:SER:N	2.51	0.43
4:BX:19:SER:CB	4:BZ:18:LEU:HD22	2.45	0.43
4:BZ:2:ALA:CA	4:BZ:5:ILE:HG23	2.49	0.43
4:BZ:607:SER:O	4:BZ:609:SER:N	2.52	0.43
4:BZ:618:ARG:NH1	4:BZ:618:ARG:CG	2.81	0.43
4:BZ:619:LEU:HD21	4:BZ:712:VAL:HG13	2.01	0.43
4:BZ:626:THR:CG2	4:BZ:627:GLN:HG3	2.36	0.43
4:BZ:695:VAL:O	4:BZ:696:GLU:O	2.37	0.43
3:BJ:170:ILE:CG2	3:BJ:237:LEU:O	2.67	0.43
3:BI:106:PHE:CE2	3:BI:303:VAL:HG21	2.54	0.43
3:BG:171:THR:HB	3:BG:172:LEU:HD22	2.00	0.43
3:BK:289:TRP:CD2	3:BK:290:LYS:N	2.87	0.43
1:AA:647:LYS:HG2	1:AA:654:ILE:HG21	2.00	0.43
1:AB:463:ILE:HD12	1:AB:472:LEU:HD11	1.96	0.43
2:AG:34:PHE:HD2	2:AG:66:LEU:HD12	1.84	0.43
2:AF:163:SER:HB3	2:AF:181:TRP:CZ2	2.54	0.43
2:AH:34:PHE:O	2:AH:35:ASN:C	2.57	0.43
2:AC:163:SER:HB3	2:AC:181:TRP:CZ2	2.54	0.43
1:AA:277:ARG:HD3	1:AA:559:ALA:HB2	2.01	0.43
1:AA:581:VAL:O	1:AA:585:CYS:SG	2.71	0.43
3:BK:170:ILE:CG2	3:BK:237:LEU:O	2.67	0.43
3:BM:170:ILE:CG2	3:BM:237:LEU:O	2.67	0.43
4:BY:273:ILE:HG22	4:BY:274:ARG:N	2.34	0.43
2:AD:163:SER:HB3	2:AD:181:TRP:CZ2	2.54	0.43
1:AB:134:TYR:CE2	1:AB:803:ASN:CB	3.02	0.43
2:AC:151:THR:C	2:AC:152:PHE:CD1	2.92	0.43
3:BO:284:MET:O	3:BO:285:MET:CE	2.66	0.43
3:BL:186:SER:HB3	3:BL:246:ILE:CB	2.49	0.43
2:AK:34:PHE:O	2:AK:35:ASN:C	2.57	0.43
2:AO:4:LEU:HG	2:AO:391:ILE:HG21	2.01	0.43
3:BN:178:THR:HB	3:BN:179:ASP:OD1	2.18	0.43
2:AJ:14:ALA:C	2:AJ:16:ASP:N	2.71	0.43
2:AJ:1:MET:C	2:AJ:3:VAL:N	2.70	0.43
2:AM:1:MET:C	2:AM:3:VAL:N	2.70	0.43
2:AL:1:MET:O	2:AL:4:LEU:HB3	2.18	0.43
2:AG:97:MET:O	2:AG:101:VAL:HG13	2.18	0.43

*Continued on next page...*



*Continued from previous page...*

Atom-1	Atom-2	Interatomic distance (Å)	Clash overlap (Å)
2:AN:6:SER:O	2:AN:7:LEU:C	2.55	0.43
2:AH:310:ASN:HB3	3:BK:180:GLU:OE1	2.17	0.43
2:AF:128:ASN:O	2:AF:129:PHE:CB	2.66	0.43
2:AF:5:TYR:HE2	2:AF:131:ASN:HA	1.84	0.43
2:AF:2:ASP:O	2:AF:5:TYR:HB3	2.18	0.43
2:AN:108:GLY:HA3	2:AN:381:ASN:ND2	2.34	0.43
2:AG:136:ILE:HG23	2:AG:137:GLU:N	2.33	0.43
2:AI:136:ILE:HG23	2:AI:137:GLU:N	2.33	0.43
1:AA:215:GLU:H	1:AA:215:GLU:CD	2.21	0.43
3:BQ:107:LEU:HD23	3:BQ:111:TRP:O	2.18	0.43
4:BY:371:LEU:C	4:BY:371:LEU:HD23	2.39	0.43
2:AL:227:PRO:HD3	2:AL:277:PHE:CG	2.53	0.43
2:AG:163:SER:HB3	2:AG:181:TRP:CZ2	2.54	0.43
1:AB:668:ARG:HG3	1:AB:668:ARG:HH11	1.83	0.43
2:AC:66:LEU:HA	2:AC:66:LEU:HD23	1.81	0.43
3:BF:176:GLN:HG3	3:BF:176:GLN:O	2.18	0.43
2:AJ:169:SER:HA	2:AJ:176:LEU:HD23	2.00	0.43
2:AJ:104:SER:O	2:AJ:108:GLY:HA3	2.18	0.43
1:AB:102:GLU:O	1:AB:104:ILE:N	2.52	0.43
3:BG:160:LEU:HA	3:BG:258:VAL:HG11	2.01	0.43
3:BG:302:TYR:O	3:BG:306:ILE:HG13	2.19	0.43
4:BX:568:LEU:HD23	4:BX:590:ALA:CB	2.49	0.43
4:BX:574:SER:C	4:BX:575:ILE:CG2	2.87	0.43
4:BX:585:GLY:HA2	4:BX:706:GLN:HE21	1.83	0.43
4:BX:647:ARG:HD2	4:BZ:573:SER:HB3	2.00	0.43
4:BX:661:THR:O	4:BX:663:ALA:N	2.52	0.43
4:BY:593:ASP:HA	4:BY:596:THR:CB	2.48	0.43
4:BY:633:PHE:CE2	4:BY:671:ARG:HB2	2.54	0.43
4:BY:673:TYR:N	4:BY:673:TYR:CD1	2.86	0.43
4:BY:694:ARG:HD2	4:BY:694:ARG:N	2.34	0.43
4:BY:568:LEU:CD1	4:BZ:520:LEU:HD13	2.49	0.43
4:BZ:612:THR:O	4:BZ:616:SER:N	2.52	0.43
4:BZ:619:LEU:O	4:BZ:623:GLU:HB2	2.19	0.43
4:BZ:619:LEU:O	4:BZ:620:ARG:O	2.36	0.43
4:BZ:644:LYS:C	4:BZ:646:ASP:N	2.67	0.43
4:BZ:697:THR:O	4:BZ:699:ASP:N	2.52	0.43
4:BZ:701:ILE:HG23	4:BZ:702:PRO:HD2	2.00	0.43
3:BJ:197:PRO:HG2	3:BJ:205:ILE:HG23	1.99	0.43
1:AA:111:ILE:O	1:AA:113:PRO:HD3	2.19	0.43
1:AB:322:THR:HG22	1:AB:390:ARG:HB2	2.00	0.43
1:AB:387:LEU:C	1:AB:389:GLN:H	2.22	0.43

*Continued on next page...*



*Continued from previous page...*

Atom-1	Atom-2	Interatomic distance (Å)	Clash overlap (Å)
1:AB:391:THR:HG22	1:AB:420:ILE:H	1.83	0.43
1:AB:497:ILE:HD11	2:AI:24:TYR:OH	2.19	0.43
3:BM:128:SER:HG	3:BM:224:LEU:HD22	1.84	0.43
3:BQ:186:SER:HB3	3:BQ:246:ILE:CB	2.49	0.43
3:BG:125:ALA:HB1	3:BG:223:LYS:CG	2.45	0.43
1:AA:246:HIS:O	1:AA:247:PRO:C	2.56	0.43
1:AA:697:ASP:CB	1:AA:765:PHE:HE2	2.17	0.43
1:AB:630:ARG:HG3	1:AB:682:PHE:HZ	1.84	0.43
1:AB:685:ILE:HG13	1:AB:685:ILE:H	1.61	0.43
2:AN:128:ASN:O	2:AN:129:PHE:CB	2.67	0.43
1:AA:524:ASP:O	1:AA:525:TYR:C	2.57	0.43
2:AC:169:SER:HA	2:AC:176:LEU:HD23	2.00	0.43
3:BQ:253:GLY:HA2	3:BQ:254:PRO:HD3	1.74	0.43
3:BQ:252:LEU:C	3:BQ:253:GLY:O	2.57	0.43
2:AI:75:ALA:CB	2:AM:76:ASN:HA	2.34	0.43
1:AA:380:LYS:O	1:AA:381:THR:C	2.57	0.43
3:BQ:263:VAL:CG1	3:BQ:289:TRP:HB2	2.46	0.43
1:AA:340:VAL:O	1:AA:587:LEU:HD21	2.19	0.43
2:AG:313:PRO:CD	3:BJ:279:PRO:CB	2.81	0.43
1:AB:735:LEU:CG	1:AB:760:VAL:O	2.58	0.43
1:AA:353:LEU:O	1:AA:354:GLN:CB	2.65	0.43
2:AH:152:PHE:O	2:AH:328:SER:HA	2.19	0.43
3:BG:178:THR:HB	3:BG:179:ASP:OD1	2.17	0.43
3:BN:178:THR:N	3:BN:182:ASN:HD22	2.13	0.43
2:AJ:5:TYR:O	2:AJ:6:SER:C	2.57	0.43
1:AB:731:GLN:H	1:AB:731:GLN:HG3	1.37	0.43
2:AM:1:MET:O	2:AM:4:LEU:N	2.51	0.43
2:AM:2:ASP:O	2:AM:5:TYR:HB3	2.19	0.43
2:AD:2:ASP:O	2:AD:5:TYR:HB3	2.19	0.43
2:AD:5:TYR:O	2:AD:6:SER:C	2.57	0.43
2:AL:10:THR:O	2:AL:14:ALA:HB2	2.18	0.43
2:AC:4:LEU:HA	2:AC:7:LEU:CD1	2.47	0.43
1:AA:812:VAL:C	1:AA:814:ASN:N	2.70	0.43
2:AC:153:HIS:O	2:AC:154:LYS:C	2.58	0.43
4:BX:74:PHE:HD1	4:BX:287:LEU:HD11	1.80	0.43
2:AC:123:LYS:HG3	2:AC:124:PHE:CE1	2.54	0.43
1:AA:707:TYR:H	1:AA:707:TYR:HD1	1.65	0.43
2:AN:227:PRO:O	2:AN:228:ASP:HB2	2.19	0.43
2:AD:104:SER:O	2:AD:108:GLY:HA3	2.18	0.43
3:BA:92:GLU:HG2	3:BA:92:GLU:O	2.19	0.43
3:BM:119:LYS:N	3:BM:119:LYS:HD3	2.34	0.43

*Continued on next page...*



*Continued from previous page...*

Atom-1	Atom-2	Interatomic distance (Å)	Clash overlap (Å)
3:BQ:176:GLN:HG3	3:BQ:176:GLN:O	2.18	0.43
2:AG:109:ILE:HD12	2:AG:109:ILE:O	2.19	0.43
3:BA:137:TYR:CD2	3:BA:310:MET:CG	3.01	0.42
3:BA:106:PHE:CE2	3:BA:303:VAL:HG21	2.54	0.42
3:BP:159:ILE:HG21	3:BP:258:VAL:HG21	1.99	0.42
3:BP:322:PHE:O	3:BP:323:TYR:CD2	2.71	0.42
3:BG:107:LEU:HD23	3:BG:111:TRP:O	2.18	0.42
3:BG:137:TYR:HE1	3:BG:312:LYS:HD2	1.84	0.42
3:BO:168:MET:HE1	3:BO:175:TYR:CD1	2.54	0.42
4:BX:579:ALA:O	4:BX:580:SER:C	2.58	0.42
4:BX:591:TRP:CZ3	4:BX:623:GLU:OE1	2.72	0.42
4:BX:698:PHE:O	4:BX:699:ASP:HB2	2.19	0.42
4:BY:676:ILE:HG21	4:BY:746:ARG:NH1	2.34	0.42
4:BZ:556:GLY:O	4:BZ:557:LEU:C	2.57	0.42
4:BZ:633:PHE:CZ	4:BZ:671:ARG:HB2	2.54	0.42
4:BZ:689:ARG:O	4:BZ:690:PHE:HB3	2.19	0.42
4:BZ:9:LEU:O	4:BZ:12:ASN:N	2.52	0.42
1:AA:679:LEU:O	1:AA:681:ILE:N	2.52	0.42
3:BH:160:LEU:HA	3:BH:258:VAL:HG11	2.01	0.42
3:BK:106:PHE:CE2	3:BK:303:VAL:HG21	2.54	0.42
3:BQ:170:ILE:CG2	3:BQ:237:LEU:O	2.67	0.42
4:BY:47:PRO:HB2	4:BY:419:VAL:HG11	1.86	0.42
1:AA:421:ARG:HG3	1:AB:523:VAL:HG21	1.89	0.42
1:AA:765:PHE:HD1	1:AA:766:ILE:N	2.17	0.42
4:BY:488:VAL:HG21	4:BZ:448:TYR:CE1	2.54	0.42
1:AA:492:VAL:CG2	1:AA:558:MET:SD	3.07	0.42
1:AB:245:LEU:O	1:AB:246:HIS:HB2	2.18	0.42
2:AG:246:THR:HG23	3:BJ:67:TYR:HE2	1.62	0.42
1:AB:810:TYR:HA	1:AB:812:VAL:HG12	2.01	0.42
1:AB:818:VAL:HA	1:AB:819:PRO:HD3	1.80	0.42
1:AB:717:MET:HE1	1:AB:830:PRO:HD2	2.01	0.42
3:BJ:87:THR:HG1	3:BJ:122:THR:HG22	1.81	0.42
2:AJ:73:LEU:HD22	2:AJ:77:TYR:CE2	2.53	0.42
2:AK:152:PHE:O	2:AK:328:SER:HA	2.19	0.42
3:BG:170:ILE:CG2	3:BG:237:LEU:O	2.67	0.42
2:AD:10:THR:O	2:AD:14:ALA:HB2	2.19	0.42
2:AE:340:LYS:HD3	2:AE:342:MET:HE1	1.99	0.42
2:AJ:122:ILE:HG23	2:AJ:123:LYS:N	2.33	0.42
2:AK:5:TYR:O	2:AK:6:SER:C	2.57	0.42
2:AN:116:LEU:O	2:AN:119:LEU:N	2.50	0.42
1:AA:804:SER:O	1:AA:810:TYR:HB3	2.18	0.42

*Continued on next page...*



*Continued from previous page...*

Atom-1	Atom-2	Interatomic distance (Å)	Clash overlap (Å)
2:AC:23:LEU:O	2:AC:26:ASN:ND2	2.51	0.42
2:AI:23:LEU:O	2:AI:26:ASN:ND2	2.51	0.42
1:AB:287:ASN:HD22	1:AB:287:ASN:HA	1.71	0.42
3:BI:78:THR:O	3:BI:78:THR:CG2	2.66	0.42
3:BG:174:TYR:CD1	3:BG:198:LEU:HD13	2.54	0.42
2:AO:122:ILE:HG23	2:AO:123:LYS:N	2.33	0.42
2:AM:227:PRO:HD3	2:AM:277:PHE:CG	2.53	0.42
2:AH:225:LEU:HD13	2:AH:277:PHE:CD2	2.53	0.42
1:AA:185:ASP:OD1	1:AA:185:ASP:O	2.36	0.42
3:BH:119:LYS:N	3:BH:119:LYS:HD3	2.34	0.42
3:BI:73:GLU:O	3:BI:73:GLU:HG2	2.19	0.42
1:AB:612:SER:O	1:AB:616:GLU:HB2	2.19	0.42
2:AO:249:PHE:CE2	2:AO:251:PRO:HG3	2.53	0.42
3:BG:272:THR:CG2	3:BG:279:PRO:HD3	2.49	0.42
3:BN:106:PHE:CE2	3:BN:303:VAL:HG21	2.54	0.42
3:BP:160:LEU:HA	3:BP:258:VAL:HG11	2.01	0.42
3:BO:107:LEU:HD23	3:BO:111:TRP:O	2.18	0.42
3:BO:160:LEU:HA	3:BO:258:VAL:HG11	2.01	0.42
4:BX:2:ALA:CA	4:BX:5:ILE:HG23	2.47	0.42
4:BX:678:ASN:C	4:BX:679:ASP:CG	2.78	0.42
4:BX:754:GLU:O	4:BX:757:ASN:N	2.52	0.42
4:BY:637:SER:HB2	4:BY:667:PHE:HD2	1.84	0.42
4:BY:678:ASN:C	4:BY:679:ASP:CG	2.76	0.42
4:BY:708:PHE:O	4:BY:712:VAL:HG23	2.18	0.42
4:BZ:2:ALA:N	4:BZ:635:ASP:OD2	2.52	0.42
4:BZ:759:ASP:O	4:BZ:760:ASN:CG	2.58	0.42
2:AK:145:ARG:HH22	2:AL:109:ILE:HG12	1.83	0.42
3:BH:302:TYR:O	3:BH:306:ILE:HG13	2.19	0.42
3:BK:160:LEU:HA	3:BK:258:VAL:HG11	2.01	0.42
1:AB:431:ILE:O	1:AB:435:ILE:HB	2.20	0.42
3:BJ:160:LEU:HA	3:BJ:258:VAL:HG11	2.01	0.42
3:BN:302:TYR:O	3:BN:306:ILE:HG13	2.19	0.42
3:BI:127:PHE:HD2	3:BI:155:LEU:HD21	1.83	0.42
3:BI:133:LEU:HD12	3:BI:255:ARG:HH21	1.84	0.42
3:BI:132:GLN:CB	3:BI:319:SER:HB3	2.36	0.42
4:BY:46:ALA:N	4:BY:47:PRO:HD2	2.33	0.42
1:AA:720:TYR:CD1	1:AA:819:PRO:HG2	2.54	0.42
3:BG:268:VAL:CG1	3:BH:286:ARG:NH1	2.83	0.42
1:AA:330:ARG:C	1:AA:332:VAL:N	2.71	0.42
1:AB:521:MET:SD	1:AB:521:MET:N	2.91	0.42
1:AA:434:THR:HA	1:AA:438:PRO:HG3	2.01	0.42

*Continued on next page...*



*Continued from previous page...*

Atom-1	Atom-2	Interatomic distance (Å)	Clash overlap (Å)
2:AE:163:SER:HB3	2:AE:181:TRP:CZ2	2.54	0.42
1:AB:773:SER:O	1:AB:776:ALA:N	2.52	0.42
3:BF:201:GLN:O	3:BF:202:THR:HB	2.18	0.42
1:AA:275:PRO:CB	1:AA:278:ILE:CD1	2.97	0.42
1:AA:166:PHE:O	1:AA:169:LEU:N	2.52	0.42
3:BN:186:SER:HB3	3:BN:246:ILE:CB	2.49	0.42
2:AN:152:PHE:O	2:AN:328:SER:HA	2.19	0.42
3:BF:170:ILE:CG2	3:BF:237:LEU:O	2.67	0.42
2:AG:89:VAL:O	2:AG:91:PHE:N	2.52	0.42
2:AN:76:ASN:HB2	2:AO:76:ASN:CB	2.48	0.42
2:AD:67:GLY:O	2:AD:68:THR:CG2	2.66	0.42
2:AC:2:ASP:O	2:AC:3:VAL:C	2.58	0.42
2:AH:2:ASP:O	2:AH:3:VAL:C	2.57	0.42
2:AK:108:GLY:HA3	2:AK:381:ASN:ND2	2.34	0.42
2:AH:108:GLY:HA3	2:AH:381:ASN:ND2	2.34	0.42
1:AB:676:ILE:O	1:AB:677:ARG:C	2.58	0.42
2:AJ:310:ASN:CB	3:BM:180:GLU:OE1	2.66	0.42
1:AA:812:VAL:O	1:AA:813:ALA:C	2.58	0.42
2:AE:128:ASN:O	2:AE:129:PHE:CB	2.67	0.42
1:AB:324:SER:O	1:AB:325:ASN:C	2.57	0.42
1:AA:707:TYR:N	1:AA:707:TYR:CD1	2.87	0.42
2:AE:227:PRO:O	2:AE:228:ASP:HB2	2.19	0.42
1:AB:85:GLU:O	1:AB:86:VAL:C	2.58	0.42
2:AO:61:PHE:N	2:AO:61:PHE:CD1	2.87	0.42
3:BM:176:GLN:O	3:BM:176:GLN:HG3	2.20	0.42
2:AN:78:VAL:O	2:AN:81:ALA:N	2.41	0.42
2:AC:312:GLN:HB3	2:AC:313:PRO:HA	1.99	0.42
2:AO:163:SER:HB3	2:AO:181:TRP:CZ2	2.54	0.42
3:BA:106:PHE:CG	3:BA:116:VAL:HG21	2.52	0.42
4:BX:556:GLY:O	4:BX:557:LEU:C	2.57	0.42
4:BX:661:THR:O	4:BX:664:SER:N	2.48	0.42
4:BY:566:ASP:O	4:BY:570:ASP:CG	2.57	0.42
4:BY:626:THR:HG22	4:BY:627:GLN:CG	2.39	0.42
4:BY:619:LEU:CD2	4:BY:712:VAL:CG1	2.94	0.42
4:BZ:637:SER:O	4:BZ:638:ALA:C	2.56	0.42
4:BZ:695:VAL:HG12	4:BZ:696:GLU:H	1.82	0.42
1:AA:383:ILE:O	1:AA:386:MET:N	2.53	0.42
1:AA:642:VAL:HG13	1:AA:665:LEU:HD23	2.00	0.42
1:AB:542:GLN:C	1:AB:544:VAL:N	2.71	0.42
3:BQ:186:SER:C	3:BQ:187:MET:CG	2.87	0.42
3:BJ:302:TYR:O	3:BJ:306:ILE:HG13	2.19	0.42

*Continued on next page...*



*Continued from previous page...*

Atom-1	Atom-2	Interatomic distance (Å)	Clash overlap (Å)
3:BN:261:ILE:HG12	3:BN:285:MET:HG3	1.89	0.42
4:BY:357:ASP:N	4:BY:357:ASP:OD1	2.52	0.42
3:BH:191:CYS:N	3:BH:244:CYS:SG	2.91	0.42
3:BG:263:VAL:CG1	3:BG:289:TRP:HB2	2.47	0.42
3:BF:150:LEU:CD2	3:BG:290:LYS:HE2	2.46	0.42
3:BI:162:GLU:HB3	3:BI:253:GLY:O	2.17	0.42
4:BY:261:LEU:CD1	4:BY:478:ASP:CG	2.85	0.42
3:BF:172:LEU:CB	3:BF:173:TYR:CZ	3.02	0.42
3:BG:59:ILE:HD11	3:BO:56:ASN:HD22	1.83	0.42
1:AB:220:VAL:O	1:AB:223:ARG:HB2	2.19	0.42
1:AA:306:ASP:O	1:AA:308:LEU:N	2.52	0.42
2:AF:33:GLN:O	2:AF:36:GLN:HB3	2.19	0.42
1:AA:283:ASN:CG	1:AA:869:VAL:H	2.22	0.42
4:BY:350:TYR:CG	4:BY:427:ARG:HD2	2.55	0.42
2:AE:34:PHE:O	2:AE:35:ASN:C	2.57	0.42
2:AE:150:PHE:O	2:AE:330:VAL:HG13	2.19	0.42
3:BA:178:THR:HB	3:BA:179:ASP:OD1	2.19	0.42
2:AO:74:ASP:O	2:AO:75:ALA:C	2.57	0.42
2:AJ:340:LYS:HD3	2:AJ:342:MET:HE1	2.00	0.42
2:AG:1:MET:O	2:AG:4:LEU:N	2.51	0.42
4:BZ:726:THR:HG21	4:BZ:766:ARG:CB	2.47	0.42
2:AD:2:ASP:O	2:AD:3:VAL:C	2.57	0.42
2:AI:2:ASP:O	2:AI:3:VAL:C	2.57	0.42
2:AE:5:TYR:O	2:AE:6:SER:C	2.57	0.42
2:AF:135:TYR:CZ	2:AF:342:MET:HE3	2.55	0.42
2:AM:124:PHE:N	2:AM:124:PHE:CD1	2.86	0.42
2:AN:163:SER:HB3	2:AN:181:TRP:CZ2	2.54	0.42
2:AN:136:ILE:HG23	2:AN:137:GLU:N	2.34	0.42
2:AH:128:ASN:O	2:AH:129:PHE:CB	2.67	0.42
2:AN:238:ILE:HG23	3:BO:63:MET:CE	2.49	0.42
3:BN:103:SER:CB	3:BP:173:TYR:OH	2.66	0.42
3:BN:137:TYR:CD2	3:BN:310:MET:CG	3.02	0.42
3:BF:315:ARG:CG	3:BF:317:LEU:HB2	2.50	0.42
3:BI:174:TYR:HD1	3:BI:234:ASN:HB3	1.73	0.42
2:AI:356:PRO:CA	4:BX:735:GLY:CA	2.90	0.42
4:BX:626:THR:HG23	4:BY:524:PRO:HD2	2.01	0.42
4:BX:776:LEU:CG	4:BX:776:LEU:O	2.58	0.42
4:BY:668:ILE:O	4:BY:668:ILE:HG22	2.20	0.42
4:BY:760:ASN:OD1	4:BY:764:ARG:NH2	2.53	0.42
4:BZ:619:LEU:O	4:BZ:623:GLU:CB	2.68	0.42
4:BZ:661:THR:O	4:BZ:663:ALA:N	2.52	0.42

*Continued on next page...*



*Continued from previous page...*

Atom-1	Atom-2	Interatomic distance (Å)	Clash overlap (Å)
4:BZ:678:ASN:C	4:BZ:679:ASP:CG	2.78	0.42
3:BJ:186:SER:HB3	3:BJ:246:ILE:CB	2.49	0.42
1:AA:681:ILE:HA	1:AA:681:ILE:HD12	1.89	0.42
2:AD:171:PRO:CG	3:BH:312:LYS:NZ	2.82	0.42
3:BH:106:PHE:CE2	3:BH:303:VAL:HG21	2.54	0.42
3:BH:259:ALA:HB1	3:BH:285:MET:HE2	2.02	0.42
3:BK:302:TYR:O	3:BK:306:ILE:HG13	2.19	0.42
3:BM:137:TYR:CD2	3:BM:310:MET:CG	3.01	0.42
1:AA:604:TYR:O	1:AA:605:ASN:C	2.58	0.42
1:AA:632:ASN:O	1:AA:634:TYR:N	2.52	0.42
3:BQ:160:LEU:HA	3:BQ:258:VAL:HG11	2.01	0.42
4:BZ:266:GLN:HG3	4:BZ:470:LEU:O	2.13	0.42
2:AC:168:ARG:HD2	2:AC:175:ASN:O	2.20	0.42
1:AB:106:LYS:O	1:AB:110:ASP:HB2	2.19	0.42
4:BZ:272:THR:HG23	4:BZ:272:THR:O	2.19	0.42
2:AL:123:LYS:HG3	2:AL:124:PHE:CE1	2.54	0.42
1:AA:402:MET:O	1:AA:404:LEU:N	2.52	0.42
1:AB:158:GLY:H	1:AB:762:ALA:HB3	1.85	0.42
1:AA:429:LEU:CD1	1:AA:447:TYR:HD2	2.31	0.42
2:AK:168:ARG:HD2	2:AK:175:ASN:O	2.20	0.42
1:AB:406:SER:O	1:AB:409:TRP:N	2.50	0.42
1:AB:803:ASN:OD1	1:AB:803:ASN:O	2.38	0.42
4:BX:22:ILE:HD11	4:BY:22:ILE:HD11	2.01	0.42
3:BN:170:ILE:CG2	3:BN:237:LEU:O	2.67	0.42
2:AN:34:PHE:O	2:AN:35:ASN:C	2.57	0.42
2:AE:152:PHE:O	2:AE:328:SER:HA	2.19	0.42
1:AB:855:LEU:O	1:AB:858:VAL:N	2.51	0.42
2:AK:23:LEU:HD23	2:AK:25:SER:H	1.85	0.42
2:AC:89:VAL:C	2:AC:91:PHE:N	2.73	0.42
2:AJ:89:VAL:O	2:AJ:91:PHE:N	2.52	0.42
2:AH:163:SER:HB3	2:AH:181:TRP:CZ2	2.54	0.42
2:AD:164:PHE:H	3:BH:61:GLY:HA3	1.81	0.42
4:BY:418:PHE:HE2	4:BZ:333:LEU:HD22	1.83	0.42
2:AG:5:TYR:O	2:AG:6:SER:C	2.57	0.42
2:AM:14:ALA:C	2:AM:16:ASP:N	2.71	0.42
2:AH:135:TYR:CZ	2:AH:342:MET:HE3	2.53	0.42
2:AI:128:ASN:O	2:AI:129:PHE:CB	2.66	0.42
2:AI:5:TYR:HE2	2:AI:130:ASP:O	2.03	0.42
2:AE:108:GLY:HA3	2:AE:381:ASN:ND2	2.34	0.42
2:AN:142:GLN:NE2	2:AN:143:ASN:N	2.66	0.42
3:BH:171:THR:HB	3:BH:172:LEU:HD22	2.01	0.42

*Continued on next page...*



*Continued from previous page...*

Atom-1	Atom-2	Interatomic distance (Å)	Clash overlap (Å)
2:AH:227:PRO:O	2:AH:228:ASP:HB2	2.20	0.42
3:BI:75:THR:CG2	3:BI:79:SER:OG	2.67	0.42
3:BA:302:TYR:O	3:BA:306:ILE:HG13	2.19	0.42
1:AB:347:GLN:HB3	1:AB:347:GLN:HE21	1.64	0.42
2:AG:99:GLU:O	2:AG:99:GLU:HG3	2.19	0.42
2:AM:168:ARG:HD2	2:AM:175:ASN:O	2.20	0.42
3:BN:174:TYR:CD1	4:BX:489:THR:CG2	3.02	0.42
3:BP:161:ASN:C	3:BP:255:ARG:HG2	2.40	0.42
3:BP:53:TYR:O	3:BP:55:ILE:N	2.52	0.42
3:BG:128:SER:CB	3:BG:155:LEU:CD1	2.80	0.42
4:BX:620:ARG:C	4:BX:622:LYS:H	2.22	0.42
4:BY:631:MET:HE1	4:BY:752:LEU:HD23	2.00	0.42
4:BY:759:ASP:O	4:BY:760:ASN:CG	2.58	0.42
4:BY:666:LYS:HD2	4:BY:776:LEU:CD1	2.49	0.42
4:BZ:369:ARG:NH1	4:BZ:535:LYS:HB2	2.35	0.42
4:BZ:628:THR:HG22	4:BZ:629:GLU:N	2.32	0.42
4:BZ:666:LYS:HD2	4:BZ:776:LEU:CD1	2.50	0.42
4:BX:45:TYR:OH	4:BX:475:PRO:CD	2.49	0.42
3:BJ:168:MET:HE2	3:BJ:175:TYR:CG	2.54	0.42
3:BJ:106:PHE:CE2	3:BJ:303:VAL:HG21	2.54	0.42
3:BH:261:ILE:HG12	3:BH:285:MET:HG3	1.89	0.42
3:BH:261:ILE:CG1	3:BH:285:MET:CG	2.76	0.42
3:BK:135:CYS:O	3:BK:313:ARG:NH2	2.42	0.42
3:BM:106:PHE:CE2	3:BM:303:VAL:HG21	2.54	0.42
3:BM:129:VAL:HA	3:BM:187:MET:SD	2.59	0.42
3:BI:302:TYR:O	3:BI:306:ILE:HG13	2.19	0.42
2:AJ:65:LEU:HB3	2:AJ:66:LEU:H	1.66	0.42
1:AA:570:THR:O	1:AA:571:LEU:CD2	2.61	0.42
3:BA:128:SER:HB2	3:BA:155:LEU:HD13	1.86	0.42
1:AA:771:VAL:CG1	1:AA:809:PHE:HB3	2.49	0.42
1:AA:722:ASN:ND2	1:AA:823:THR:O	2.52	0.42
2:AL:33:GLN:O	2:AL:36:GLN:HB3	2.19	0.42
2:AK:239:ASN:ND2	3:BN:65:THR:CA	2.76	0.42
1:AB:638:MET:HB2	1:AB:639:LYS:H	1.48	0.42
1:AB:654:ILE:CG1	1:AB:655:SER:N	2.36	0.42
1:AA:583:SER:OG	1:AA:584:LEU:N	2.53	0.42
3:BQ:63:MET:C	3:BQ:65:THR:HG23	2.39	0.42
1:AB:803:ASN:O	1:AB:807:ASN:ND2	2.40	0.42
3:BL:168:MET:CG	3:BL:248:ASN:HB2	2.49	0.42
2:AO:89:VAL:C	2:AO:91:PHE:N	2.72	0.42
2:AD:89:VAL:O	2:AD:91:PHE:N	2.52	0.42

*Continued on next page...*



*Continued from previous page...*

Atom-1	Atom-2	Interatomic distance (Å)	Clash overlap (Å)
2:AO:2:ASP:O	2:AO:3:VAL:C	2.57	0.42
2:AJ:2:ASP:O	2:AJ:5:TYR:HB3	2.19	0.42
2:AG:4:LEU:HA	2:AG:7:LEU:CD1	2.48	0.42
2:AH:136:ILE:HG23	2:AH:137:GLU:N	2.34	0.42
2:AI:1:MET:O	2:AI:2:ASP:C	2.56	0.42
2:AC:1:MET:O	2:AC:4:LEU:HB3	2.18	0.42
2:AC:5:TYR:O	2:AC:6:SER:C	2.58	0.42
1:AB:486:ASP:C	1:AB:488:VAL:H	2.22	0.42
2:AH:4:LEU:HA	2:AH:7:LEU:CD1	2.48	0.42
2:AE:99:GLU:OE2	2:AE:112:GLN:HG2	2.20	0.42
1:AB:102:GLU:C	1:AB:104:ILE:N	2.73	0.42
2:AG:169:SER:HA	2:AG:176:LEU:HD23	2.00	0.42
4:BX:169:LYS:HE3	4:BX:194:TYR:O	2.19	0.42
3:BP:92:GLU:HG2	3:BP:92:GLU:O	2.19	0.42
2:AF:168:ARG:HD2	2:AF:175:ASN:O	2.20	0.42
3:BP:257:ASN:ND2	3:BP:313:ARG:CZ	2.78	0.42
3:BP:313:ARG:HB2	3:BP:313:ARG:HE	1.47	0.42
3:BG:307:ILE:HD13	3:BG:310:MET:SD	2.60	0.42
3:BO:81:LEU:HB3	3:BO:116:VAL:HG22	2.02	0.42
3:BO:186:SER:HB3	3:BO:246:ILE:CB	2.49	0.42
4:BX:2:ALA:HB2	4:BX:638:ALA:CB	2.49	0.42
3:BN:200:THR:CB	4:BX:493:ASP:OD2	2.68	0.42
4:BX:619:LEU:O	4:BX:620:ARG:C	2.58	0.42
4:BY:667:PHE:CG	4:BY:774:CYS:SG	3.12	0.42
4:BZ:540:ALA:C	4:BZ:542:LYS:N	2.72	0.42
4:BZ:543:SER:O	4:BZ:546:THR:HB	2.19	0.42
3:BQ:137:TYR:CD2	3:BQ:310:MET:CG	3.01	0.42
3:BK:287:ILE:O	3:BK:288:ASN:C	2.57	0.42
1:AA:643:GLU:HG2	1:AA:662:MET:HE2	1.82	0.42
2:AI:33:GLN:O	2:AI:36:GLN:HB3	2.19	0.42
3:BM:132:GLN:O	3:BM:133:LEU:C	2.58	0.42
3:BM:159:ILE:CG2	3:BM:258:VAL:CB	2.98	0.42
3:BL:275:PRO:HG2	3:BM:306:ILE:HG12	2.02	0.42
3:BI:256:GLU:OE1	3:BI:283:ARG:NH1	2.52	0.42
3:BA:160:LEU:HA	3:BA:258:VAL:HG11	2.01	0.42
1:AA:712:LEU:CD1	1:AA:819:PRO:HB3	2.49	0.42
1:AA:799:LEU:HD23	1:AA:799:LEU:HA	1.80	0.42
1:AB:246:HIS:HD2	1:AB:248:ILE:N	2.18	0.42
1:AA:306:ASP:CA	1:AA:614:TYR:CE2	2.67	0.42
3:BL:69:ASN:OD1	4:BX:507:ALA:CA	2.66	0.42
3:BH:289:TRP:CZ3	3:BH:292:TRP:NE1	2.86	0.42

*Continued on next page...*



*Continued from previous page...*

Atom-1	Atom-2	Interatomic distance (Å)	Clash overlap (Å)
1:AB:183:LEU:CD1	1:AB:844:SER:HB3	2.50	0.42
1:AB:183:LEU:O	1:AB:184:LYS:C	2.57	0.42
1:AB:773:SER:O	1:AB:774:LEU:C	2.58	0.42
3:BP:73:GLU:CG	3:BP:73:GLU:O	2.60	0.42
3:BL:315:ARG:O	3:BL:316:SER:C	2.58	0.42
1:AA:854:LEU:O	1:AA:855:LEU:C	2.57	0.42
3:BG:186:SER:HB3	3:BG:246:ILE:CB	2.49	0.42
4:BX:416:THR:CG2	4:BX:417:ASP:N	2.83	0.42
2:AJ:2:ASP:O	2:AJ:3:VAL:C	2.58	0.42
2:AL:4:LEU:HA	2:AL:7:LEU:CD1	2.48	0.42
2:AL:5:TYR:O	2:AL:6:SER:C	2.58	0.42
2:AF:5:TYR:O	2:AF:6:SER:C	2.58	0.42
1:AA:597:PRO:CB	1:AA:860:ALA:HB3	2.46	0.42
2:AI:234:PHE:CE1	2:AK:253:ILE:HG13	2.55	0.42
2:AF:253:ILE:HG13	2:AG:234:PHE:CE1	2.55	0.42
4:BX:156:GLY:HA2	4:BX:187:LYS:HE3	2.02	0.42
2:AK:99:GLU:OE2	2:AK:112:GLN:HG2	2.20	0.42
3:BJ:92:GLU:O	3:BJ:92:GLU:HG2	2.19	0.42
3:BL:92:GLU:HG2	3:BL:92:GLU:O	2.19	0.42
2:AH:168:ARG:HD2	2:AH:175:ASN:O	2.20	0.42
2:AM:163:SER:HB3	2:AM:181:TRP:CZ2	2.54	0.42
1:AB:236:ARG:O	1:AB:237:ASN:HB2	2.19	0.42
2:AJ:51:ILE:O	2:AJ:52:GLY:C	2.57	0.42
2:AL:163:SER:HB3	2:AL:181:TRP:CZ2	2.54	0.42
3:BP:253:GLY:HA2	3:BP:254:PRO:HD3	1.61	0.42
3:BN:57:LEU:CD2	3:BP:56:ASN:HB3	2.46	0.42
2:AC:243:GLY:O	3:BG:68:ALA:N	2.52	0.42
4:BX:632:ASN:ND2	4:BX:632:ASN:N	2.67	0.42
2:AL:359:PRO:CA	4:BX:701:ILE:CG1	2.97	0.42
4:BY:16:VAL:O	4:BY:20:ASP:HB2	2.20	0.42
4:BZ:2:ALA:CB	4:BZ:638:ALA:HB2	2.49	0.42
4:BZ:534:ILE:HG21	4:BZ:656:LEU:HD11	2.02	0.42
4:BZ:662:GLU:HA	4:BZ:665:GLU:CD	2.40	0.42
3:BP:174:TYR:CG	3:BP:198:LEU:HD11	2.53	0.42
1:AA:623:ALA:HA	1:AA:674:VAL:CG2	2.49	0.42
2:AD:171:PRO:CB	3:BH:312:LYS:NZ	2.82	0.42
3:BH:137:TYR:CD2	3:BH:310:MET:CG	3.01	0.42
3:BH:158:LEU:CD2	3:BH:185:ILE:HD13	2.44	0.42
3:BH:307:ILE:HD13	3:BH:310:MET:SD	2.60	0.42
1:AB:431:ILE:HA	1:AB:435:ILE:CD1	2.44	0.42
2:AI:123:LYS:HG3	2:AI:124:PHE:CE1	2.55	0.42

*Continued on next page...*



*Continued from previous page...*

Atom-1	Atom-2	Interatomic distance (Å)	Clash overlap (Å)
3:BJ:128:SER:CA	3:BJ:155:LEU:HD11	2.25	0.42
3:BJ:321:ALA:HA	3:BJ:325:ARG:CG	2.49	0.42
3:BJ:191:CYS:N	3:BJ:244:CYS:SG	2.91	0.42
3:BA:159:ILE:CG2	3:BA:258:VAL:CB	2.98	0.42
1:AB:95:ILE:CG2	1:AB:97:THR:OG1	2.67	0.42
1:AA:555:GLU:OE2	1:AA:871:PHE:HE2	2.02	0.42
3:BI:290:LYS:CG	3:BK:150:LEU:HD21	2.49	0.42
1:AA:428:GLN:CB	1:AA:456:PHE:HE1	2.27	0.42
1:AA:346:ILE:HD11	1:AA:369:GLY:CA	2.50	0.42
3:BF:208:LEU:HD21	4:BZ:433:GLU:OE2	2.20	0.42
1:AA:855:LEU:O	1:AA:856:ALA:C	2.58	0.42
4:BZ:416:THR:CG2	4:BZ:417:ASP:N	2.72	0.42
2:AN:150:PHE:O	2:AN:330:VAL:HG13	2.19	0.42
4:BX:766:ARG:HA	4:BX:766:ARG:HD2	1.77	0.42
3:BA:168:MET:HB3	3:BA:175:TYR:CE1	2.55	0.42
2:AC:5:TYR:HE2	2:AC:130:ASP:O	2.03	0.42
2:AF:2:ASP:O	2:AF:3:VAL:C	2.57	0.42
2:AE:142:GLN:NE2	2:AE:143:ASN:N	2.66	0.42
2:AL:153:HIS:O	2:AL:154:LYS:C	2.58	0.42
4:BZ:673:TYR:N	4:BZ:673:TYR:CD1	2.88	0.42
2:AF:123:LYS:HG3	2:AF:124:PHE:CE1	2.54	0.42
1:AB:820:THR:O	1:AB:820:THR:HG22	2.19	0.42
1:AA:236:ARG:HB2	1:AA:238:VAL:HG23	2.01	0.42
2:AI:253:ILE:HG13	2:AJ:234:PHE:CE1	2.55	0.42
2:AN:99:GLU:OE2	2:AN:112:GLN:HG2	2.20	0.42
2:AC:227:PRO:O	2:AC:228:ASP:HB2	2.20	0.42
2:AM:51:ILE:O	2:AM:52:GLY:C	2.57	0.42
1:AB:799:LEU:HA	1:AB:799:LEU:HD23	1.81	0.42
2:AF:63:PHE:N	2:AF:63:PHE:CD1	2.88	0.42
3:BN:92:GLU:O	3:BN:92:GLU:HG2	2.19	0.42
2:AC:63:PHE:N	2:AC:63:PHE:CD1	2.88	0.42
3:BH:92:GLU:HG2	3:BH:92:GLU:O	2.19	0.42
2:AG:51:ILE:O	2:AG:52:GLY:C	2.57	0.42
2:AL:168:ARG:HD2	2:AL:175:ASN:O	2.20	0.42
2:AN:168:ARG:HD2	2:AN:175:ASN:O	2.20	0.42
2:AH:238:ILE:HG23	3:BK:63:MET:CE	2.50	0.42
3:BP:303:VAL:O	3:BP:307:ILE:HG12	2.20	0.42
3:BP:307:ILE:HD13	3:BP:310:MET:SD	2.60	0.42
3:BN:200:THR:HB	4:BX:493:ASP:OD2	2.20	0.42
4:BX:607:SER:O	4:BX:609:SER:N	2.53	0.42
4:BX:670:ASN:O	4:BX:671:ARG:CG	2.68	0.42

*Continued on next page...*



*Continued from previous page...*

Atom-1	Atom-2	Interatomic distance (Å)	Clash overlap (Å)
4:BY:674:ARG:NH2	4:BY:745:LEU:CD2	2.75	0.42
4:BY:632:ASN:HA	4:BY:719:SER:OG	2.20	0.42
4:BY:693:TYR:OH	4:BY:724:PHE:CG	2.73	0.42
4:BY:753:ARG:O	4:BY:754:GLU:O	2.38	0.42
4:BY:9:LEU:C	4:BY:11:THR:N	2.72	0.42
4:BZ:568:LEU:HD23	4:BZ:590:ALA:HB2	2.01	0.42
4:BZ:568:LEU:O	4:BZ:569:SER:C	2.58	0.42
4:BZ:756:ILE:HD12	4:BZ:767:ILE:CD1	2.50	0.42
4:BZ:765:ASN:O	4:BZ:769:GLN:HG3	2.20	0.42
3:BJ:307:ILE:HD13	3:BJ:310:MET:SD	2.60	0.42
3:BF:81:LEU:HB3	3:BF:116:VAL:HG22	2.02	0.42
3:BF:306:ILE:HG12	3:BH:275:PRO:HG2	2.02	0.42
3:BQ:106:PHE:CE2	3:BQ:303:VAL:HG21	2.54	0.42
3:BH:159:ILE:CG2	3:BH:258:VAL:CB	2.98	0.42
3:BJ:268:VAL:HB	3:BK:266:SER:HA	2.01	0.42
3:BK:261:ILE:O	3:BK:261:ILE:HG23	2.20	0.42
3:BM:303:VAL:H	3:BM:303:VAL:HG23	1.56	0.42
1:AA:382:LEU:O	1:AA:385:ALA:HB3	2.20	0.42
1:AB:422:GLU:CA	1:AB:425:VAL:HG23	2.37	0.42
1:AB:480:PHE:HE2	1:AB:493:LEU:HB2	1.85	0.42
1:AB:868:ALA:CB	1:AB:876:ILE:HG12	2.35	0.42
3:BI:159:ILE:CG2	3:BI:258:VAL:CB	2.98	0.42
3:BO:191:CYS:N	3:BO:244:CYS:SG	2.91	0.42
3:BL:191:CYS:N	3:BL:244:CYS:SG	2.91	0.42
3:BJ:267:ASP:CG	3:BJ:286:ARG:HD2	2.40	0.42
1:AB:651:ILE:HG23	1:AB:652:PHE:N	2.35	0.42
2:AL:124:PHE:C	2:AL:126:ARG:N	2.73	0.42
3:BM:264:GLY:O	3:BM:265:GLY:C	2.57	0.42
4:BY:77:PRO:CG	4:BY:287:LEU:CD2	2.94	0.42
3:BO:126:SER:C	3:BO:129:VAL:HG23	2.39	0.42
1:AB:699:ILE:HA	1:AB:763:LEU:O	2.19	0.42
1:AB:816:ASP:O	1:AB:817:TRP:CB	2.65	0.42
4:BY:572:ALA:HA	4:BZ:516:GLN:HB2	2.01	0.42
4:BY:350:TYR:CD1	4:BY:427:ARG:CD	3.03	0.42
4:BY:350:TYR:OH	4:BY:427:ARG:NH2	2.52	0.42
1:AA:164:GLU:HA	1:AA:633:LEU:HD21	2.02	0.42
3:BJ:172:LEU:CB	3:BJ:173:TYR:CZ	2.98	0.42
2:AK:89:VAL:C	2:AK:91:PHE:N	2.73	0.42
3:BG:178:THR:N	3:BG:182:ASN:HD22	2.11	0.42
2:AH:89:VAL:C	2:AH:91:PHE:N	2.73	0.42
2:AL:310:ASN:HB2	3:BP:180:GLU:OE1	2.18	0.42

*Continued on next page...*



*Continued from previous page...*

Atom-1	Atom-2	Interatomic distance (Å)	Clash overlap (Å)
4:BZ:438:SER:HA	4:BZ:444:VAL:O	2.20	0.42
2:AK:4:LEU:HA	2:AK:7:LEU:CD1	2.48	0.42
2:AH:1:MET:C	2:AH:3:VAL:N	2.73	0.42
2:AK:116:LEU:O	2:AK:117:ARG:C	2.58	0.42
1:AA:810:TYR:O	1:AA:811:LEU:C	2.58	0.42
3:BP:88:GLU:HG2	3:BP:143:LYS:HZ2	1.83	0.42
2:AD:253:ILE:HG13	2:AE:234:PHE:CE1	2.55	0.42
2:AF:234:PHE:CE1	2:AH:253:ILE:HG13	2.55	0.42
1:AA:745:ALA:HA	1:AA:748:THR:OG1	2.20	0.42
2:AE:74:ASP:O	2:AE:75:ALA:C	2.58	0.42
2:AM:227:PRO:O	2:AM:228:ASP:HB2	2.20	0.42
2:AF:227:PRO:O	2:AF:228:ASP:HB2	2.20	0.42
2:AI:227:PRO:O	2:AI:228:ASP:HB2	2.20	0.42
2:AC:227:PRO:HD3	2:AC:277:PHE:CG	2.53	0.42
2:AL:63:PHE:N	2:AL:63:PHE:CD1	2.88	0.42
1:AB:866:ILE:O	1:AB:866:ILE:HG22	2.20	0.42
2:AJ:99:GLU:O	2:AJ:99:GLU:HG3	2.18	0.42
3:BA:88:GLU:HA	3:BA:88:GLU:OE1	2.20	0.42
2:AJ:168:ARG:HD2	2:AJ:175:ASN:O	2.20	0.42
1:AB:145:ARG:HB3	1:AB:147:TYR:HE1	1.85	0.42
2:AK:62:ASP:H	2:AK:63:PHE:HD1	1.66	0.42
4:BY:483:PRO:HG3	4:BZ:447:LEU:HD22	1.99	0.42
3:BP:137:TYR:CD2	3:BP:310:MET:CG	3.01	0.42
3:BP:72:GLN:O	3:BP:76:PHE:CD1	2.73	0.42
3:BO:159:ILE:CG2	3:BO:258:VAL:CB	2.98	0.42
3:BO:303:VAL:O	3:BO:307:ILE:HG12	2.20	0.42
3:BL:111:TRP:HA	3:BL:112:PRO:HD2	1.85	0.42
4:BY:530:MET:HB3	4:BY:530:MET:HE2	1.95	0.42
4:BY:592:THR:HG22	4:BY:593:ASP:N	2.35	0.42
4:BY:585:GLY:HA2	4:BY:706:GLN:HE21	1.84	0.42
4:BZ:369:ARG:O	4:BZ:370:SER:HB2	2.20	0.42
4:BZ:632:ASN:ND2	4:BZ:632:ASN:N	2.68	0.42
3:BF:175:TYR:O	3:BF:235:HIS:N	2.48	0.42
3:BF:303:VAL:O	3:BF:307:ILE:HG12	2.20	0.42
3:BF:307:ILE:HD13	3:BF:310:MET:SD	2.60	0.42
3:BH:303:VAL:O	3:BH:307:ILE:HG12	2.20	0.42
3:BJ:275:PRO:HG2	3:BK:306:ILE:HG12	2.02	0.42
3:BK:137:TYR:HE2	3:BK:311:SER:HA	1.84	0.42
3:BK:81:LEU:HB3	3:BK:116:VAL:HG22	2.02	0.42
1:AA:321:ILE:O	1:AA:322:THR:C	2.57	0.42
1:AA:645:PHE:CD2	1:AA:646:LEU:HD23	2.54	0.42

*Continued on next page...*



*Continued from previous page...*

Atom-1	Atom-2	Interatomic distance (Å)	Clash overlap (Å)
1:AA:662:MET:O	1:AA:665:LEU:CB	2.68	0.42
1:AB:402:MET:C	1:AB:404:LEU:N	2.71	0.42
1:AB:546:LEU:HD23	1:AB:546:LEU:HA	1.79	0.42
1:AB:869:VAL:CA	1:AB:876:ILE:HG23	2.48	0.42
2:AH:83:ASN:CG	2:AI:122:ILE:HB	2.40	0.42
3:BJ:258:VAL:HG22	3:BJ:259:ALA:H	1.81	0.42
2:AC:295:MET:CE	3:BH:67:TYR:CD2	3.03	0.42
1:AA:421:ARG:C	1:AA:423:SER:N	2.73	0.42
1:AA:717:MET:SD	1:AA:829:ILE:HG22	2.52	0.42
1:AB:674:VAL:HG12	1:AB:678:ARG:HB2	2.02	0.42
1:AA:309:ASN:C	1:AA:311:HIS:N	2.74	0.42
1:AA:555:GLU:OE2	1:AA:871:PHE:CE2	2.72	0.42
1:AA:589:GLY:C	1:AA:591:ALA:H	2.21	0.42
1:AA:137:ASN:ND2	1:AA:139:GLU:HG3	2.35	0.42
1:AA:193:SER:OG	1:AA:194:ARG:N	2.49	0.42
2:AD:33:GLN:O	2:AD:36:GLN:HB3	2.20	0.42
3:BH:186:SER:HB3	3:BH:246:ILE:CB	2.49	0.42
2:AK:150:PHE:O	2:AK:330:VAL:HG13	2.19	0.42
3:BM:270:ASP:HB2	3:BN:288:ASN:ND2	2.31	0.42
2:AM:54:LEU:HA	2:AM:55:PRO:HD3	1.82	0.42
2:AM:2:ASP:O	2:AM:3:VAL:C	2.57	0.42
2:AL:135:TYR:CZ	2:AL:342:MET:HE3	2.55	0.42
2:AM:124:PHE:O	2:AM:126:ARG:N	2.53	0.42
2:AC:340:LYS:HD3	2:AC:342:MET:HE1	1.98	0.42
2:AF:153:HIS:O	2:AF:154:LYS:C	2.58	0.42
2:AC:124:PHE:C	2:AC:126:ARG:N	2.73	0.42
2:AJ:227:PRO:O	2:AJ:228:ASP:HB2	2.20	0.42
2:AG:227:PRO:O	2:AG:228:ASP:HB2	2.20	0.42
2:AD:227:PRO:O	2:AD:228:ASP:HB2	2.20	0.42
2:AO:227:PRO:O	2:AO:228:ASP:HB2	2.20	0.42
1:AB:237:ASN:N	1:AB:237:ASN:HD22	2.16	0.42
3:BK:92:GLU:O	3:BK:92:GLU:HG2	2.19	0.42
1:AA:472:LEU:HG	1:AA:472:LEU:H	1.49	0.42
3:BO:92:GLU:HG2	3:BO:92:GLU:O	2.19	0.42
2:AM:109:ILE:HD12	2:AM:109:ILE:O	2.19	0.42
3:BK:72:GLN:H	3:BK:72:GLN:HG3	1.69	0.42
3:BN:53:TYR:HE1	3:BP:55:ILE:HG12	1.85	0.42
3:BF:275:PRO:HG2	3:BG:306:ILE:HG12	2.02	0.42
2:AC:243:GLY:CA	3:BG:66:ALA:O	2.67	0.42
4:BX:19:SER:OG	4:BX:20:ASP:N	2.52	0.42
4:BX:699:ASP:C	4:BX:700:GLU:O	2.53	0.42

*Continued on next page...*



*Continued from previous page...*

Atom-1	Atom-2	Interatomic distance (Å)	Clash overlap (Å)
4:BX:518:ILE:CD1	4:BX:756:ILE:HG21	2.50	0.42
4:BY:534:ILE:O	4:BY:535:LYS:CG	2.67	0.42
4:BY:670:ASN:O	4:BY:671:ARG:CG	2.68	0.42
4:BZ:677:ASN:O	4:BZ:678:ASN:CB	2.68	0.42
4:BZ:754:GLU:O	4:BZ:757:ASN:N	2.52	0.42
4:BX:262:TRP:CG	4:BX:473:LEU:CD2	3.03	0.42
3:BJ:303:VAL:O	3:BJ:307:ILE:HG12	2.20	0.42
3:BJ:81:LEU:HB3	3:BJ:116:VAL:HG22	2.01	0.42
3:BF:129:VAL:O	3:BF:131:PRO:HD2	2.20	0.42
3:BJ:275:PRO:HB3	3:BK:261:ILE:CD1	2.50	0.42
3:BM:307:ILE:HD13	3:BM:310:MET:SD	2.60	0.42
1:AA:320:THR:HB	1:AA:652:PHE:CZ	2.55	0.42
1:AB:329:ALA:HB3	1:AB:384:ALA:HB2	2.02	0.42
1:AB:501:HIS:CE1	1:AB:548:ARG:HD3	2.55	0.42
3:BK:152:MET:HE1	3:BK:262:GLN:HE22	1.85	0.42
2:AJ:163:SER:HB3	2:AJ:181:TRP:CZ2	2.54	0.42
1:AA:703:VAL:HG12	1:AA:704:ILE:N	2.34	0.42
4:BY:488:VAL:HB	4:BZ:448:TYR:CE1	2.55	0.42
2:AH:24:TYR:HE1	2:AH:31:ILE:HG13	1.85	0.42
1:AB:742:GLY:O	1:AB:744:TYR:CE2	2.70	0.42
4:BX:333:LEU:HB2	4:BY:70:GLN:OE1	2.20	0.42
1:AB:254:GLU:OE1	1:AB:254:GLU:HA	2.19	0.42
1:AB:220:VAL:CG2	2:AO:23:LEU:HD11	2.49	0.42
2:AO:72:ASN:O	2:AO:73:LEU:C	2.58	0.42
3:BK:272:THR:HG23	3:BK:279:PRO:CD	2.50	0.42
2:AC:238:ILE:CG2	3:BG:63:MET:HE1	2.50	0.42
3:BJ:288:ASN:HD22	3:BJ:288:ASN:HA	1.69	0.42
3:BK:168:MET:HE2	3:BK:175:TYR:CE2	2.55	0.42
3:BP:87:THR:HG1	3:BP:122:THR:HG22	1.77	0.42
1:AB:183:LEU:HG	1:AB:844:SER:OG	2.20	0.42
1:AA:163:ARG:HD2	1:AA:631:LEU:O	2.20	0.42
2:AE:313:PRO:HD2	3:BF:279:PRO:HB2	2.01	0.42
2:AL:74:ASP:OD2	2:AL:76:ASN:HB3	2.20	0.42
3:BA:143:LYS:C	3:BA:144:TYR:O	2.55	0.42
3:BO:302:TYR:CD1	3:BQ:274:ASP:HB2	2.55	0.42
1:AA:856:ALA:C	1:AA:858:VAL:H	2.24	0.42
2:AH:150:PHE:O	2:AH:330:VAL:HG13	2.19	0.42
2:AN:340:LYS:HB3	2:AN:342:MET:HE1	2.02	0.42
1:AA:301:PRO:O	1:AA:303:LEU:HD21	2.20	0.42
2:AE:10:THR:O	2:AE:14:ALA:HB2	2.20	0.42
2:AN:1:MET:C	2:AN:3:VAL:N	2.73	0.42

*Continued on next page...*



*Continued from previous page...*

Atom-1	Atom-2	Interatomic distance (Å)	Clash overlap (Å)
2:AK:74:ASP:O	2:AK:75:ALA:C	2.58	0.42
2:AC:74:ASP:OD2	2:AC:76:ASN:HB3	2.20	0.42
3:BF:119:LYS:N	3:BF:119:LYS:HD3	2.34	0.42
3:BG:92:GLU:HG2	3:BG:92:GLU:O	2.19	0.42
1:AA:305:GLN:CD	1:AA:305:GLN:N	2.73	0.42
2:AF:74:ASP:OD2	2:AF:76:ASN:HB3	2.20	0.42
2:AE:168:ARG:HD2	2:AE:175:ASN:O	2.20	0.42
3:BN:81:LEU:HB3	3:BN:116:VAL:HG22	2.02	0.41
3:BN:119:LYS:N	3:BN:119:LYS:HD3	2.34	0.41
3:BP:106:PHE:CE2	3:BP:303:VAL:HG21	2.54	0.41
3:BP:159:ILE:CG2	3:BP:258:VAL:CB	2.98	0.41
3:BG:137:TYR:CE1	3:BG:312:LYS:HD2	2.55	0.41
3:BG:303:VAL:O	3:BG:307:ILE:HG12	2.20	0.41
4:BX:552:PHE:O	4:BX:558:ALA:HB2	2.20	0.41
4:BX:574:SER:O	4:BX:575:ILE:HG22	2.20	0.41
4:BX:612:THR:O	4:BX:616:SER:N	2.52	0.41
4:BX:626:THR:HG22	4:BX:627:GLN:CG	2.39	0.41
4:BY:593:ASP:HA	4:BY:596:THR:HB	2.02	0.41
4:BY:607:SER:O	4:BY:609:SER:N	2.53	0.41
4:BY:628:THR:HG22	4:BY:629:GLU:N	2.34	0.41
4:BY:752:LEU:O	4:BY:756:ILE:HG22	2.20	0.41
4:BY:9:LEU:HD13	4:BY:549:MET:CE	2.50	0.41
4:BZ:590:ALA:O	4:BZ:591:TRP:C	2.58	0.41
4:BZ:613:SER:O	4:BZ:616:SER:HB2	2.20	0.41
3:BI:303:VAL:O	3:BI:307:ILE:HG12	2.20	0.41
3:BF:196:CYS:HA	3:BF:197:PRO:HD2	1.83	0.41
1:AB:383:ILE:HG22	1:AB:387:LEU:CD1	2.50	0.41
3:BM:261:ILE:HG12	3:BM:285:MET:HG2	1.92	0.41
3:BL:306:ILE:HG12	3:BN:275:PRO:HG2	2.02	0.41
4:BZ:365:MET:SD	4:BZ:424:LEU:HD11	2.60	0.41
3:BP:275:PRO:HG2	3:BQ:306:ILE:HG12	2.02	0.41
3:BI:166:ASN:N	3:BI:248:ASN:O	2.53	0.41
1:AA:701:GLN:CB	1:AA:826:TYR:HD2	2.26	0.41
3:BL:289:TRP:C	3:BL:289:TRP:CD1	2.93	0.41
3:BP:150:LEU:CD2	3:BQ:290:LYS:CB	2.98	0.41
2:AL:122:ILE:HG23	2:AL:123:LYS:N	2.35	0.41
1:AA:407:GLY:O	1:AA:410:LEU:HB2	2.19	0.41
3:BG:185:ILE:O	3:BG:247:ARG:HG2	2.20	0.41
3:BH:288:ASN:OD1	3:BH:290:LYS:HE2	2.20	0.41
2:AN:295:MET:HE3	2:AN:298:PRO:HD3	2.02	0.41
1:AB:158:GLY:O	1:AB:159:ASP:C	2.58	0.41

*Continued on next page...*



*Continued from previous page...*

Atom-1	Atom-2	Interatomic distance (Å)	Clash overlap (Å)
1:AB:409:TRP:CZ3	1:AB:413:VAL:CG2	3.03	0.41
2:AH:57:ARG:NH1	2:AH:94:ASN:HD21	2.07	0.41
3:BI:186:SER:HB3	3:BI:246:ILE:CB	2.49	0.41
2:AE:23:LEU:HD23	2:AE:25:SER:H	1.85	0.41
1:AA:116:VAL:HG12	1:AA:117:LYS:H	1.75	0.41
2:AJ:4:LEU:HA	2:AJ:7:LEU:CD1	2.48	0.41
2:AG:2:ASP:O	2:AG:3:VAL:C	2.58	0.41
2:AI:101:VAL:HG23	2:AI:102:ARG:N	2.35	0.41
2:AJ:124:PHE:O	2:AJ:126:ARG:N	2.53	0.41
2:AE:2:ASP:O	2:AE:3:VAL:C	2.57	0.41
2:AK:136:ILE:HG23	2:AK:137:GLU:N	2.34	0.41
2:AG:253:ILE:HG13	2:AH:234:PHE:CE1	2.55	0.41
4:BY:142:ASP:OD2	4:BY:187:LYS:HE2	2.21	0.41
2:AL:227:PRO:O	2:AL:228:ASP:HB2	2.20	0.41
3:BI:148:LEU:HD22	3:BI:151:ASP:OD2	2.20	0.41
3:BA:303:VAL:O	3:BA:307:ILE:HG12	2.20	0.41
3:BF:274:ASP:HB2	3:BG:302:TYR:CD1	2.55	0.41
3:BG:106:PHE:CE2	3:BG:303:VAL:HG21	2.54	0.41
3:BG:316:SER:HB2	3:BO:324:TYR:CG	2.46	0.41
3:BG:79:SER:HB3	3:BG:312:LYS:CD	2.50	0.41
3:BO:307:ILE:HA	3:BO:310:MET:HE3	2.01	0.41
3:BO:55:ILE:CG1	3:BO:322:PHE:CD2	3.02	0.41
4:BX:540:ALA:C	4:BX:542:LYS:N	2.73	0.41
4:BX:758:GLN:HB3	4:BX:759:ASP:H	1.61	0.41
4:BY:582:ARG:N	4:BY:597:GLN:HB2	2.33	0.41
4:BZ:16:VAL:O	4:BZ:20:ASP:HB2	2.20	0.41
4:BZ:701:ILE:HG23	4:BZ:702:PRO:N	2.35	0.41
3:BJ:303:VAL:H	3:BJ:303:VAL:HG23	1.56	0.41
3:BF:198:LEU:HD21	3:BF:209:THR:CG2	2.50	0.41
2:AL:140:ASN:O	2:AL:143:ASN:N	2.51	0.41
3:BF:125:ALA:HB1	3:BF:223:LYS:CG	2.45	0.41
3:BH:140:VAL:CG1	3:BH:260:VAL:HG22	2.51	0.41
3:BK:263:VAL:CG1	3:BK:289:TRP:CD1	3.03	0.41
3:BM:303:VAL:O	3:BM:307:ILE:HG12	2.20	0.41
1:AB:383:ILE:O	1:AB:386:MET:N	2.53	0.41
3:BQ:159:ILE:CG2	3:BQ:258:VAL:CB	2.98	0.41
3:BJ:323:TYR:O	3:BJ:324:TYR:CE1	2.67	0.41
3:BI:160:LEU:HA	3:BI:258:VAL:HG11	2.01	0.41
1:AA:712:LEU:HD21	1:AA:821:SER:HB3	2.02	0.41
2:AH:69:THR:HG22	2:AH:70:LEU:N	2.31	0.41
1:AB:681:ILE:HG23	1:AB:682:PHE:N	2.36	0.41

*Continued on next page...*



*Continued from previous page...*

Atom-1	Atom-2	Interatomic distance (Å)	Clash overlap (Å)
1:AB:785:GLN:O	1:AB:786:ILE:C	2.58	0.41
3:BQ:289:TRP:C	3:BQ:289:TRP:CD1	2.93	0.41
1:AB:722:ASN:ND2	1:AB:823:THR:O	2.52	0.41
1:AB:409:TRP:O	1:AB:412:THR:HB	2.19	0.41
1:AB:371:ASN:O	1:AB:372:SER:C	2.58	0.41
2:AM:23:LEU:HD23	2:AM:24:TYR:H	1.82	0.41
2:AM:23:LEU:CD2	2:AM:25:SER:H	2.34	0.41
3:BQ:93:ILE:HG23	3:BQ:293:TRP:HE1	1.85	0.41
3:BN:93:ILE:HG23	3:BN:293:TRP:HE1	1.85	0.41
3:BP:93:ILE:HG23	3:BP:293:TRP:HE1	1.85	0.41
3:BA:93:ILE:HG23	3:BA:293:TRP:HE1	1.85	0.41
1:AB:188:VAL:HG12	1:AB:189:GLU:N	2.35	0.41
3:BP:83:LEU:CD2	3:BP:139:VAL:HG13	2.43	0.41
1:AA:844:SER:OG	1:AA:845:ASN:N	2.53	0.41
1:AA:785:GLN:O	1:AA:788:LYS:N	2.46	0.41
2:AD:124:PHE:O	2:AD:126:ARG:N	2.53	0.41
2:AE:116:LEU:O	2:AE:119:LEU:N	2.50	0.41
4:BZ:509:SER:C	4:BZ:511:GLU:N	2.74	0.41
2:AI:153:HIS:O	2:AI:154:LYS:C	2.58	0.41
2:AH:142:GLN:NE2	2:AH:143:ASN:N	2.66	0.41
3:BM:85:TYR:CZ	3:BM:98:TRP:CH2	3.08	0.41
2:AJ:253:ILE:HG13	2:AK:234:PHE:CE1	2.55	0.41
3:BO:85:TYR:CZ	3:BO:98:TRP:CH2	3.08	0.41
2:AK:227:PRO:O	2:AK:228:ASP:HB2	2.19	0.41
2:AO:168:ARG:HD2	2:AO:175:ASN:O	2.20	0.41
2:AK:59:TRP:N	2:AK:59:TRP:CD1	2.88	0.41
2:AL:238:ILE:HG23	3:BP:63:MET:CE	2.50	0.41
2:AI:63:PHE:CD1	2:AI:63:PHE:N	2.88	0.41
3:BA:111:TRP:HE3	3:BA:115:SER:OG	2.04	0.41
3:BN:323:TYR:O	3:BN:324:TYR:HD1	2.02	0.41
3:BP:140:VAL:CG1	3:BP:260:VAL:HG22	2.51	0.41
3:BO:257:ASN:HD21	3:BO:313:ARG:CG	2.25	0.41
4:BX:656:LEU:O	4:BX:657:PRO:O	2.38	0.41
4:BX:699:ASP:OD1	4:BX:701:ILE:HB	2.20	0.41
4:BY:497:GLN:O	4:BY:500:GLU:HB3	2.20	0.41
4:BY:761:PRO:HB2	4:BY:762:ILE:H	1.53	0.41
4:BZ:549:MET:O	4:BZ:552:PHE:N	2.53	0.41
4:BZ:579:ALA:CB	4:BZ:581:ILE:HG12	2.51	0.41
4:BZ:727:LEU:O	4:BZ:730:LEU:HB3	2.19	0.41
3:BM:196:CYS:HA	3:BM:197:PRO:HD2	1.83	0.41
3:BQ:303:VAL:O	3:BQ:307:ILE:HG12	2.20	0.41

*Continued on next page...*



*Continued from previous page...*

Atom-1	Atom-2	Interatomic distance (Å)	Clash overlap (Å)
2:AD:171:PRO:CB	3:BH:312:LYS:CD	2.93	0.41
3:BK:303:VAL:O	3:BK:307:ILE:HG12	2.20	0.41
3:BM:81:LEU:HB3	3:BM:116:VAL:HG22	2.02	0.41
1:AB:415:PRO:C	1:AB:417:ASP:N	2.72	0.41
1:AB:419:PHE:HB3	1:AB:424:LEU:HD11	2.03	0.41
3:BI:302:TYR:CD1	3:BK:274:ASP:HB2	2.55	0.41
3:BI:306:ILE:HG12	3:BK:275:PRO:HG2	2.02	0.41
4:BY:307:ARG:HE	4:BY:310:GLU:CD	2.23	0.41
3:BJ:130:ASP:N	3:BJ:131:PRO:CD	2.82	0.41
1:AB:89:GLU:O	1:AB:91:LEU:N	2.54	0.41
3:BM:150:LEU:CD2	3:BN:290:LYS:CB	2.97	0.41
2:AL:106:ARG:N	2:AL:106:ARG:HD3	2.15	0.41
2:AN:313:PRO:HD2	3:BO:279:PRO:HB2	1.94	0.41
3:BF:87:THR:HG1	3:BF:122:THR:HG22	1.76	0.41
1:AB:239:VAL:HG22	1:AB:846:LEU:HB2	2.02	0.41
2:AG:74:ASP:O	2:AG:75:ALA:C	2.57	0.41
4:BY:553:LYS:O	4:BY:553:LYS:HG3	2.18	0.41
3:BP:83:LEU:HD23	3:BP:139:VAL:CG1	2.48	0.41
2:AJ:89:VAL:C	2:AJ:91:PHE:N	2.74	0.41
2:AE:89:VAL:C	2:AE:91:PHE:N	2.73	0.41
2:AK:310:ASN:HB2	3:BN:180:GLU:OE1	2.20	0.41
2:AN:74:ASP:O	2:AN:75:ALA:C	2.58	0.41
2:AE:116:LEU:O	2:AE:117:ARG:C	2.58	0.41
1:AB:298:TYR:HE1	1:AB:300:ARG:HA	1.85	0.41
2:AO:136:ILE:HG23	2:AO:137:GLU:N	2.33	0.41
3:BO:78:THR:CG2	3:BO:78:THR:O	2.68	0.41
2:AL:234:PHE:CE1	2:AN:253:ILE:HG13	2.55	0.41
4:BX:142:ASP:OD2	4:BX:187:LYS:HE2	2.20	0.41
2:AL:235:PRO:HA	2:AL:249:PHE:O	2.20	0.41
1:AA:347:GLN:HB3	1:AA:347:GLN:HE21	1.65	0.41
2:AE:355:ILE:HA	2:AE:356:PRO:HD3	1.96	0.41
3:BA:307:ILE:HD13	3:BA:310:MET:SD	2.60	0.41
3:BN:303:VAL:O	3:BN:307:ILE:HG12	2.20	0.41
3:BO:274:ASP:HB2	3:BP:302:TYR:CD1	2.55	0.41
3:BO:55:ILE:CD1	3:BO:322:PHE:CB	2.98	0.41
3:BO:55:ILE:HG12	3:BO:322:PHE:CD2	2.56	0.41
4:BX:509:SER:C	4:BX:511:GLU:N	2.74	0.41
4:BY:576:SER:O	4:BY:578:GLY:N	2.53	0.41
4:BY:624:MET:C	4:BY:626:THR:N	2.72	0.41
4:BY:670:ASN:O	4:BY:671:ARG:HG2	2.20	0.41
4:BZ:13:SER:O	4:BZ:14:TYR:C	2.59	0.41

*Continued on next page...*



*Continued from previous page...*

Atom-1	Atom-2	Interatomic distance (Å)	Clash overlap (Å)
4:BZ:584:VAL:HG23	4:BZ:596:THR:HG21	2.00	0.41
4:BZ:674:ARG:NH2	4:BZ:745:LEU:CD2	2.77	0.41
3:BK:289:TRP:O	3:BK:290:LYS:HB2	2.21	0.41
3:BJ:274:ASP:HB2	3:BK:302:TYR:CD1	2.55	0.41
1:AA:415:PRO:HG3	1:AA:478:ASN:HD21	1.85	0.41
1:AB:282:VAL:C	1:AB:284:TYR:N	2.74	0.41
2:AG:33:GLN:O	2:AG:36:GLN:HB3	2.20	0.41
2:AI:122:ILE:HG23	2:AI:123:LYS:N	2.35	0.41
3:BL:274:ASP:HB2	3:BM:302:TYR:CD1	2.55	0.41
3:BL:302:TYR:CD1	3:BN:274:ASP:HB2	2.55	0.41
3:BJ:321:ALA:HA	3:BJ:325:ARG:CB	2.49	0.41
1:AA:250:HIS:CG	1:AA:840:HIS:CB	3.03	0.41
3:BI:266:SER:HA	3:BI:286:ARG:HH22	1.85	0.41
3:BF:172:LEU:HD21	4:BZ:466:GLY:C	2.40	0.41
3:BL:290:LYS:NZ	3:BN:154:GLU:OE2	2.41	0.41
3:BJ:52:ASN:HD21	3:BL:58:PRO:CA	2.19	0.41
3:BL:163:TRP:O	3:BL:322:PHE:HD1	2.01	0.41
1:AB:637:LYS:O	1:AB:638:MET:O	2.38	0.41
1:AA:253:ASN:O	1:AA:256:PHE:HB2	2.21	0.41
1:AA:544:VAL:O	1:AA:548:ARG:HG3	2.20	0.41
3:BO:150:LEU:CD2	3:BP:290:LYS:CB	2.98	0.41
3:BP:289:TRP:CZ3	3:BP:292:TRP:NE1	2.88	0.41
3:BK:168:MET:HE2	3:BK:175:TYR:CZ	2.54	0.41
1:AB:409:TRP:O	1:AB:412:THR:N	2.54	0.41
1:AB:182:LEU:HA	1:AB:182:LEU:HD23	1.75	0.41
1:AB:239:VAL:CG2	1:AB:844:SER:O	2.66	0.41
1:AA:274:ILE:HA	1:AA:275:PRO:HD3	1.74	0.41
3:BO:306:ILE:HG12	3:BQ:275:PRO:HG2	2.02	0.41
3:BF:210:THR:HB	4:BZ:379:ILE:HD11	2.02	0.41
1:AA:854:LEU:HB3	1:AA:855:LEU:H	1.38	0.41
2:AF:89:VAL:C	2:AF:91:PHE:N	2.73	0.41
2:AI:89:VAL:C	2:AI:91:PHE:N	2.73	0.41
3:BN:83:LEU:CD2	3:BN:139:VAL:HG13	2.44	0.41
2:AH:1:MET:O	2:AH:4:LEU:N	2.54	0.41
2:AH:116:LEU:O	2:AH:117:ARG:C	2.58	0.41
1:AB:141:GLU:O	1:AB:142:LEU:CB	2.66	0.41
2:AC:122:ILE:HG23	2:AC:123:LYS:N	2.35	0.41
2:AN:123:LYS:HG3	2:AN:124:PHE:HD1	1.86	0.41
2:AE:123:LYS:HG3	2:AE:124:PHE:HD1	1.86	0.41
3:BL:85:TYR:CZ	3:BL:98:TRP:CH2	3.09	0.41
3:BH:85:TYR:CZ	3:BH:98:TRP:CH2	3.08	0.41

*Continued on next page...*



*Continued from previous page...*

Atom-1	Atom-2	Interatomic distance (Å)	Clash overlap (Å)
2:AC:253:ILE:HG13	2:AD:234:PHE:CE1	2.55	0.41
2:AE:45:GLU:HG2	2:AE:60:ASN:OD1	2.21	0.41
2:AF:235:PRO:HA	2:AF:249:PHE:O	2.20	0.41
2:AO:235:PRO:HA	2:AO:249:PHE:O	2.20	0.41
3:BF:92:GLU:HG2	3:BF:92:GLU:O	2.19	0.41
3:BN:176:GLN:O	3:BN:176:GLN:HG3	2.20	0.41
3:BF:286:ARG:HD3	3:BH:270:ASP:HB2	2.03	0.41
2:AI:204:ASN:HB3	2:AI:296:ARG:HB3	2.03	0.41
3:BG:140:VAL:CG1	3:BG:260:VAL:HG22	2.50	0.41
3:BO:140:VAL:CG1	3:BO:260:VAL:HG22	2.50	0.41
3:BL:258:VAL:HG12	3:BL:260:VAL:HG23	2.02	0.41
4:BX:16:VAL:O	4:BX:20:ASP:HB2	2.21	0.41
4:BX:500:GLU:O	4:BX:502:ARG:N	2.53	0.41
4:BX:582:ARG:NH1	4:BX:584:VAL:CG2	2.84	0.41
4:BX:715:SER:HB3	4:BX:716:PRO:CD	2.47	0.41
4:BY:518:ILE:CD1	4:BY:756:ILE:HG21	2.50	0.41
4:BZ:531:PHE:HA	4:BZ:534:ILE:CD1	2.51	0.41
4:BZ:696:GLU:O	4:BZ:698:PHE:CD1	2.73	0.41
3:BJ:275:PRO:HB3	3:BK:261:ILE:HD11	2.03	0.41
3:BK:140:VAL:CG1	3:BK:260:VAL:HG22	2.50	0.41
1:AA:642:VAL:HG11	1:AA:662:MET:HA	2.03	0.41
1:AB:434:THR:C	1:AB:435:ILE:CG1	2.89	0.41
3:BG:143:LYS:CG	3:BG:263:VAL:HB	2.50	0.41
3:BA:140:VAL:CG1	3:BA:260:VAL:HG22	2.50	0.41
1:AB:630:ARG:HG3	1:AB:682:PHE:CZ	2.56	0.41
1:AA:299:ILE:CG2	1:AA:300:ARG:N	2.83	0.41
1:AA:668:ARG:HG3	1:AA:668:ARG:HH11	1.84	0.41
2:AH:165:THR:HG23	3:BK:59:ILE:O	2.20	0.41
3:BL:266:SER:N	3:BL:286:ARG:HH12	2.19	0.41
1:AA:544:VAL:CG1	1:AA:548:ARG:HH21	2.33	0.41
1:AA:365:GLN:HB2	1:AA:366:PHE:CE1	2.56	0.41
4:BY:301:TYR:CD2	4:BY:303:TYR:HD2	2.37	0.41
4:BX:355:TYR:O	4:BX:423:SER:HA	2.20	0.41
1:AB:244:ILE:HD11	1:AB:838:SER:CB	2.48	0.41
4:BX:22:ILE:C	4:BX:24:GLU:H	2.24	0.41
2:AO:33:GLN:O	2:AO:36:GLN:HB3	2.21	0.41
2:AD:23:LEU:CD2	2:AD:25:SER:H	2.33	0.41
3:BH:93:ILE:HG23	3:BH:293:TRP:HE1	1.86	0.41
3:BI:93:ILE:HG23	3:BI:293:TRP:HE1	1.85	0.41
2:AM:89:VAL:C	2:AM:91:PHE:N	2.74	0.41
1:AB:597:PRO:HB2	1:AB:598:GLN:H	1.75	0.41

*Continued on next page...*



*Continued from previous page...*

Atom-1	Atom-2	Interatomic distance (Å)	Clash overlap (Å)
2:AO:4:LEU:HA	2:AO:7:LEU:CD1	2.49	0.41
4:BY:30:THR:CG2	4:BY:31:GLN:H	2.34	0.41
3:BP:178:THR:N	3:BP:182:ASN:HD22	2.13	0.41
1:AB:311:HIS:CG	1:AB:566:GLN:OE1	2.73	0.41
2:AE:1:MET:O	2:AE:4:LEU:N	2.54	0.41
2:AI:340:LYS:HB3	2:AI:342:MET:HE1	2.02	0.41
3:BJ:85:TYR:CZ	3:BJ:98:TRP:CH2	3.08	0.41
2:AN:109:ILE:HG13	2:AN:109:ILE:O	2.20	0.41
2:AM:253:ILE:HG13	2:AN:234:PHE:CE1	2.55	0.41
2:AH:99:GLU:OE2	2:AH:112:GLN:HG2	2.20	0.41
1:AA:707:TYR:OH	1:AA:754:ASN:HA	2.20	0.41
2:AH:235:PRO:HA	2:AH:249:PHE:O	2.21	0.41
2:AG:168:ARG:HD2	2:AG:175:ASN:O	2.20	0.41
1:AA:789:LEU:O	1:AA:791:LYS:N	2.53	0.41
4:BY:169:LYS:HE3	4:BY:194:TYR:O	2.20	0.41
4:BX:363:ARG:H	4:BX:363:ARG:HG2	1.66	0.41
3:BM:92:GLU:HG2	3:BM:92:GLU:O	2.19	0.41
3:BO:168:MET:HE2	3:BO:175:TYR:CD1	2.55	0.41
3:BL:81:LEU:HB3	3:BL:116:VAL:HG22	2.02	0.41
4:BX:629:GLU:O	4:BX:632:ASN:ND2	2.53	0.41
4:BX:697:THR:O	4:BX:698:PHE:O	2.38	0.41
4:BY:722:ILE:O	4:BY:722:ILE:HG13	2.21	0.41
4:BZ:618:ARG:HG3	4:BZ:618:ARG:NH1	2.30	0.41
4:BZ:667:PHE:CG	4:BZ:774:CYS:SG	3.12	0.41
4:BZ:708:PHE:O	4:BZ:712:VAL:HG23	2.20	0.41
3:BQ:137:TYR:HB3	3:BQ:310:MET:SD	2.61	0.41
3:BK:174:TYR:HD1	3:BK:234:ASN:HB3	1.73	0.41
3:BH:81:LEU:HB3	3:BH:116:VAL:HG22	2.02	0.41
3:BK:159:ILE:CG2	3:BK:258:VAL:CB	2.98	0.41
3:BK:257:ASN:HD21	3:BK:313:ARG:CG	2.33	0.41
4:BZ:409:VAL:O	4:BZ:409:VAL:HG23	2.21	0.41
3:BI:274:ASP:HB2	3:BJ:302:TYR:CD1	2.55	0.41
3:BI:275:PRO:HG2	3:BJ:306:ILE:HG12	2.02	0.41
3:BQ:191:CYS:N	3:BQ:244:CYS:SG	2.91	0.41
3:BP:129:VAL:O	3:BP:129:VAL:HG22	2.21	0.41
2:AJ:33:GLN:O	2:AJ:36:GLN:HB3	2.20	0.41
3:BI:270:ASP:O	3:BI:271:ILE:HG13	2.20	0.41
1:AA:779:ASP:OD2	1:AA:822:THR:O	2.39	0.41
3:BJ:52:ASN:CB	3:BJ:57:LEU:HD11	2.42	0.41
2:AH:23:LEU:HD23	2:AH:25:SER:H	1.85	0.41
1:AB:638:MET:HE2	1:AB:666:ARG:NH1	2.36	0.41

*Continued on next page...*



*Continued from previous page...*

Atom-1	Atom-2	Interatomic distance (Å)	Clash overlap (Å)
1:AB:230:GLN:N	1:AB:230:GLN:CD	2.74	0.41
3:BN:289:TRP:HZ3	3:BN:292:TRP:NE1	2.19	0.41
3:BM:144:TYR:HB3	3:BM:264:GLY:CA	2.45	0.41
1:AA:549:LEU:O	1:AA:550:LEU:C	2.58	0.41
1:AB:721:VAL:CG1	1:AB:722:ASN:N	2.77	0.41
1:AB:167:LEU:HB2	1:AB:631:LEU:CD2	2.51	0.41
4:BY:350:TYR:CG	4:BY:427:ARG:CG	3.03	0.41
4:BY:350:TYR:HA	4:BY:428:PHE:O	2.20	0.41
2:AD:31:ILE:O	2:AD:34:PHE:HB3	2.21	0.41
4:BX:681:VAL:HB	4:BX:693:TYR:CG	2.54	0.41
3:BF:93:ILE:HG23	3:BF:293:TRP:HE1	1.85	0.41
3:BI:83:LEU:CD2	3:BI:139:VAL:HG13	2.44	0.41
2:AK:1:MET:O	2:AK:4:LEU:N	2.54	0.41
2:AL:101:VAL:HG23	2:AL:102:ARG:N	2.36	0.41
2:AC:101:VAL:HG23	2:AC:102:ARG:N	2.35	0.41
2:AH:10:THR:O	2:AH:14:ALA:HB2	2.20	0.41
1:AB:140:LYS:O	1:AB:142:LEU:N	2.54	0.41
2:AF:122:ILE:HG23	2:AF:123:LYS:N	2.35	0.41
2:AH:109:ILE:O	2:AH:109:ILE:HG13	2.20	0.41
3:BQ:85:TYR:CZ	3:BQ:98:TRP:CH2	3.08	0.41
2:AE:235:PRO:HA	2:AE:249:PHE:O	2.21	0.41
2:AI:140:ASN:O	2:AI:143:ASN:N	2.51	0.41
1:AB:879:GLU:O	1:AB:880:LEU:OXT	2.38	0.41
1:AB:276:GLU:HG3	1:AB:276:GLU:O	2.20	0.41
2:AJ:109:ILE:HD12	2:AJ:109:ILE:O	2.19	0.41
1:AA:398:THR:HG22	1:AA:398:THR:O	2.21	0.41
2:AN:59:TRP:N	2:AN:59:TRP:CD1	2.88	0.41
1:AA:484:VAL:HG12	1:AA:485:ILE:N	2.35	0.41
3:BF:315:ARG:NH2	3:BF:317:LEU:CD2	2.78	0.41
3:BL:127:PHE:CD2	3:BL:155:LEU:CD2	2.64	0.41
4:BX:15:THR:O	4:BX:17:ASP:N	2.54	0.41
4:BY:513:ALA:CB	4:BY:516:GLN:HG2	2.51	0.41
4:BY:760:ASN:O	4:BY:761:PRO:O	2.39	0.41
4:BY:14:TYR:OH	4:BZ:12:ASN:HB3	2.21	0.41
4:BZ:1:MET:HG3	4:BZ:523:LEU:N	2.36	0.41
4:BZ:606:SER:O	4:BZ:607:SER:O	2.38	0.41
4:BZ:653:PRO:C	4:BZ:655:THR:N	2.71	0.41
4:BZ:681:VAL:H	4:BZ:693:TYR:HB2	1.86	0.41
4:BZ:585:GLY:HA2	4:BZ:706:GLN:HE21	1.84	0.41
4:BX:41:ALA:CB	4:BX:259:THR:O	2.67	0.41
3:BF:302:TYR:CD1	3:BH:274:ASP:HB2	2.55	0.41

*Continued on next page...*



*Continued from previous page...*

Atom-1	Atom-2	Interatomic distance (Å)	Clash overlap (Å)
3:BK:137:TYR:CE2	3:BK:307:ILE:HG23	2.56	0.41
2:AI:124:PHE:C	2:AI:126:ARG:N	2.73	0.41
3:BM:140:VAL:CG1	3:BM:260:VAL:HG22	2.50	0.41
1:AA:125:ILE:HD12	1:AA:249:ASP:OD1	2.20	0.41
3:BI:253:GLY:C	3:BI:254:PRO:O	2.57	0.41
1:AB:791:LYS:O	1:AB:792:VAL:CG2	2.61	0.41
1:AA:130:GLN:HB3	1:AA:131:LEU:H	1.62	0.41
1:AB:108:LEU:C	1:AB:110:ASP:H	2.23	0.41
1:AB:636:LYS:O	1:AB:637:LYS:HB2	2.21	0.41
1:AB:638:MET:H	1:AB:638:MET:HG2	1.34	0.41
3:BM:268:VAL:HG12	3:BN:286:ARG:CZ	2.50	0.41
1:AB:762:ALA:O	1:AB:763:LEU:HD23	2.20	0.41
2:AC:106:ARG:N	2:AC:106:ARG:HD3	2.14	0.41
4:BX:33:VAL:HB	4:BY:36:ASN:CB	2.51	0.41
1:AB:473:HIS:O	1:AB:477:ASN:ND2	2.54	0.41
2:AM:33:GLN:O	2:AM:36:GLN:HB3	2.20	0.41
2:AM:65:LEU:HB3	2:AM:66:LEU:H	1.62	0.41
4:BX:22:ILE:HG13	4:BY:22:ILE:HD13	2.03	0.41
4:BX:22:ILE:CG1	4:BY:22:ILE:HD13	2.51	0.41
4:BX:371:LEU:HD22	4:BX:468:PHE:HZ	1.85	0.41
1:AB:852:SER:O	1:AB:854:LEU:N	2.41	0.41
2:AO:5:TYR:CE2	2:AO:131:ASN:HA	2.56	0.41
2:AF:101:VAL:HG23	2:AF:102:ARG:N	2.35	0.41
2:AL:5:TYR:HE2	2:AL:130:ASP:O	2.03	0.41
4:BY:726:THR:HG21	4:BY:766:ARG:CB	2.47	0.41
2:AF:131:ASN:N	2:AF:131:ASN:ND2	2.69	0.41
2:AF:5:TYR:HE2	2:AF:130:ASP:O	2.03	0.41
3:BN:59:ILE:CG2	3:BN:59:ILE:O	2.67	0.41
3:BN:80:THR:CG2	3:BN:117:TYR:HE1	2.32	0.41
3:BG:85:TYR:CZ	3:BG:98:TRP:CH2	3.08	0.41
2:AL:253:ILE:HG13	2:AM:234:PHE:CE1	2.55	0.41
1:AA:747:ILE:HG23	1:AA:748:THR:H	1.84	0.41
3:BQ:111:TRP:HA	3:BQ:112:PRO:HD2	1.85	0.41
2:AI:110:ALA:HB1	2:AI:111:PRO:CD	2.51	0.41
2:AC:204:ASN:HB3	2:AC:296:ARG:HB3	2.03	0.41
3:BA:137:TYR:CE2	3:BA:307:ILE:HG23	2.56	0.41
3:BN:128:SER:HB2	3:BN:155:LEU:HD13	1.88	0.41
3:BP:81:LEU:HB3	3:BP:116:VAL:HG22	2.02	0.41
3:BG:52:ASN:O	3:BO:57:LEU:CD2	2.68	0.41
3:BO:55:ILE:HD13	3:BO:322:PHE:HB3	2.01	0.41
3:BO:229:VAL:CB	3:BO:235:HIS:CE1	3.02	0.41

*Continued on next page...*



*Continued from previous page...*

Atom-1	Atom-2	Interatomic distance (Å)	Clash overlap (Å)
2:AC:355:ILE:HA	2:AC:356:PRO:HD3	1.96	0.41
4:BX:559:ASN:O	4:BX:560:SER:C	2.58	0.41
4:BX:560:SER:O	4:BX:563:THR:HB	2.21	0.41
4:BX:563:THR:HG22	4:BX:564:LEU:N	2.36	0.41
4:BX:640:VAL:HG13	4:BX:644:LYS:HZ2	1.85	0.41
4:BX:677:ASN:HD22	4:BX:711:LEU:HD13	1.82	0.41
4:BX:585:GLY:CA	4:BX:709:ALA:CB	2.97	0.41
4:BY:661:THR:O	4:BY:662:GLU:C	2.59	0.41
4:BY:694:ARG:O	4:BY:696:GLU:N	2.53	0.41
4:BY:734:TYR:HE1	4:BY:762:ILE:HD11	1.85	0.41
4:BZ:519:ASP:C	4:BZ:521:ALA:N	2.69	0.41
4:BZ:2:ALA:HB3	4:BZ:635:ASP:OD1	2.20	0.41
3:BJ:137:TYR:HB3	3:BJ:310:MET:SD	2.61	0.41
3:BL:174:TYR:CG	3:BL:198:LEU:HD11	2.53	0.41
3:BF:140:VAL:CG1	3:BF:260:VAL:HG22	2.50	0.41
3:BF:137:TYR:CE2	3:BF:307:ILE:HG23	2.56	0.41
1:AB:405:ILE:O	1:AB:408:MET:HB2	2.21	0.41
2:AG:23:LEU:CD2	2:AG:25:SER:H	2.33	0.41
3:BJ:159:ILE:CG2	3:BJ:258:VAL:CB	2.98	0.41
2:AJ:23:LEU:CD2	2:AJ:25:SER:H	2.34	0.41
1:AA:703:VAL:CG1	1:AA:704:ILE:N	2.83	0.41
1:AA:827:LYS:O	1:AA:828:GLN:O	2.39	0.41
3:BL:290:LYS:HB2	3:BL:290:LYS:HE3	1.59	0.41
1:AA:527:ARG:NH1	1:AA:527:ARG:CG	2.83	0.41
3:BH:162:GLU:CB	3:BH:253:GLY:C	2.89	0.41
3:BO:142:MET:HE3	3:BO:142:MET:HB3	1.71	0.41
3:BI:289:TRP:HZ3	3:BI:292:TRP:CE2	2.35	0.41
1:AA:368:THR:O	1:AA:369:GLY:O	2.38	0.41
1:AA:406:SER:O	1:AA:409:TRP:N	2.53	0.41
2:AD:74:ASP:O	2:AD:75:ALA:C	2.58	0.41
2:AN:23:LEU:HD23	2:AN:25:SER:H	1.85	0.41
2:AL:5:TYR:HE2	2:AL:131:ASN:HA	1.84	0.41
2:AL:340:LYS:HD3	2:AL:342:MET:HE1	2.01	0.41
2:AH:2:ASP:O	2:AH:5:TYR:HB3	2.21	0.41
4:BX:487:SER:O	4:BX:488:VAL:C	2.59	0.41
2:AG:42:ASN:HA	2:AG:61:PHE:HB2	2.03	0.41
3:BN:85:TYR:CZ	3:BN:98:TRP:CH2	3.08	0.41
2:AN:45:GLU:HG2	2:AN:60:ASN:OD1	2.21	0.41
3:BK:201:GLN:O	3:BK:202:THR:CB	2.69	0.41
2:AK:45:GLU:HG2	2:AK:60:ASN:OD1	2.21	0.41
2:AK:125:LYS:C	2:AK:127:ILE:H	2.24	0.41

*Continued on next page...*



*Continued from previous page...*

Atom-1	Atom-2	Interatomic distance (Å)	Clash overlap (Å)
2:AG:235:PRO:HA	2:AG:249:PHE:O	2.21	0.41
4:BX:271:ILE:HG22	4:BX:466:GLY:O	2.21	0.41
2:AM:235:PRO:HA	2:AM:249:PHE:O	2.21	0.41
2:AM:204:ASN:HB3	2:AM:296:ARG:HB3	2.03	0.41
1:AB:479:GLN:HA	1:AB:479:GLN:OE1	2.21	0.41
2:AD:168:ARG:HD2	2:AD:175:ASN:O	2.20	0.41
3:BO:316:SER:O	3:BO:317:LEU:C	2.59	0.41
3:BA:303:VAL:H	3:BA:303:VAL:HG23	1.56	0.41
3:BA:111:TRP:HA	3:BA:112:PRO:HD2	1.85	0.41
3:BA:137:TYR:HB3	3:BA:310:MET:SD	2.61	0.41
3:BG:111:TRP:HE3	3:BG:115:SER:OG	2.04	0.41
3:BN:140:VAL:CG1	3:BN:260:VAL:HG22	2.51	0.41
3:BN:137:TYR:CE2	3:BN:310:MET:HG3	2.56	0.41
3:BO:275:PRO:HG2	3:BP:306:ILE:HG12	2.02	0.41
2:AC:239:ASN:CG	3:BG:67:TYR:CZ	2.80	0.41
2:AC:246:THR:CG2	3:BG:67:TYR:CE2	3.00	0.41
3:BQ:196:CYS:HA	3:BQ:197:PRO:HD2	1.83	0.41
3:BL:140:VAL:CG1	3:BL:260:VAL:HG22	2.50	0.41
4:BX:755:PHE:CD2	4:BX:763:ILE:HD11	2.56	0.41
4:BY:606:SER:O	4:BY:607:SER:O	2.39	0.41
4:BZ:715:SER:HB3	4:BZ:716:PRO:CD	2.45	0.41
4:BX:542:LYS:HB2	4:BX:543:SER:H	1.76	0.41
4:BX:544:MET:O	4:BX:547:SER:N	2.53	0.41
4:BX:593:ASP:HA	4:BX:596:THR:CB	2.51	0.41
4:BX:759:ASP:O	4:BX:760:ASN:ND2	2.54	0.41
4:BX:734:TYR:CE2	4:BX:761:PRO:CG	3.04	0.41
4:BY:509:SER:C	4:BY:511:GLU:N	2.74	0.41
4:BY:693:TYR:N	4:BY:693:TYR:HD1	2.19	0.41
4:BY:730:LEU:HD23	4:BY:736:ILE:HD11	2.03	0.41
4:BZ:618:ARG:HB2	4:BZ:618:ARG:CZ	2.51	0.41
4:BZ:686:THR:CG2	4:BZ:687:ASP:N	2.83	0.41
3:BF:137:TYR:HB3	3:BF:310:MET:SD	2.61	0.41
3:BG:274:ASP:HB2	3:BH:302:TYR:CD1	2.55	0.41
3:BK:130:ASP:N	3:BK:131:PRO:CD	2.83	0.41
3:BM:137:TYR:CE2	3:BM:307:ILE:HG23	2.56	0.41
1:AA:659:ASP:O	1:AA:660:ASP:O	2.39	0.41
1:AB:420:ILE:O	1:AB:421:ARG:C	2.60	0.41
1:AB:544:VAL:O	1:AB:545:ASP:C	2.58	0.41
1:AB:392:MET:CA	1:AB:573:THR:HG23	2.50	0.41
1:AB:589:GLY:C	1:AB:591:ALA:H	2.25	0.41
2:AG:31:ILE:O	2:AG:34:PHE:HB3	2.21	0.41

*Continued on next page...*



*Continued from previous page...*

Atom-1	Atom-2	Interatomic distance (Å)	Clash overlap (Å)
1:AA:646:LEU:N	1:AA:646:LEU:HD23	2.36	0.41
2:AG:23:LEU:HD22	2:AG:25:SER:H	1.86	0.41
3:BP:274:ASP:HB2	3:BP:275:PRO:CD	2.51	0.41
3:BJ:140:VAL:CG1	3:BJ:260:VAL:HG22	2.50	0.41
3:BJ:313:ARG:O	3:BJ:315:ARG:N	2.54	0.41
3:BM:274:ASP:HB2	3:BN:302:TYR:CD1	2.55	0.41
3:BM:275:PRO:HG2	3:BN:306:ILE:HG12	2.02	0.41
3:BI:164:LEU:HD13	3:BI:322:PHE:CE2	2.53	0.41
4:BY:46:ALA:HB1	4:BZ:336:ASP:OD1	2.19	0.41
3:BF:191:CYS:N	3:BF:244:CYS:SG	2.91	0.41
1:AA:126:PHE:HD2	1:AA:150:LEU:CA	2.34	0.41
3:BI:251:LYS:HZ3	3:BI:271:ILE:CG2	2.31	0.41
3:BM:253:GLY:HA2	3:BM:254:PRO:HD3	1.56	0.41
1:AB:681:ILE:HD12	1:AB:681:ILE:HA	1.79	0.41
2:AC:169:SER:O	3:BO:53:TYR:HD1	2.03	0.41
2:AI:74:ASP:OD2	2:AI:76:ASN:HB3	2.20	0.41
1:AA:264:PRO:O	1:AA:298:TYR:CD2	2.59	0.41
1:AA:578:LEU:HA	1:AA:581:VAL:CG2	2.51	0.41
1:AA:399:THR:O	1:AA:401:TYR:CD1	2.74	0.41
1:AA:503:VAL:HG13	1:AA:506:LEU:HB2	2.00	0.41
1:AB:126:PHE:HB2	1:AB:149:LYS:O	2.21	0.41
1:AB:722:ASN:O	1:AB:824:LYS:CB	2.65	0.41
1:AB:796:LYS:HA	1:AB:797:PRO:HD3	1.88	0.41
1:AB:370:ILE:HG22	1:AB:373:GLN:HB3	2.02	0.41
2:AL:152:PHE:O	2:AL:328:SER:HA	2.21	0.41
2:AE:164:PHE:H	3:BF:61:GLY:CA	2.33	0.41
3:BF:293:TRP:O	3:BF:297:TYR:CD1	2.66	0.41
3:BI:323:TYR:O	3:BI:323:TYR:HD2	2.04	0.41
1:AA:282:VAL:C	1:AA:284:TYR:H	2.24	0.41
2:AN:89:VAL:C	2:AN:91:PHE:N	2.73	0.41
3:BL:178:THR:N	3:BL:182:ASN:HD22	2.13	0.41
3:BA:269:LEU:HG	3:BA:269:LEU:O	2.21	0.41
2:AE:1:MET:C	2:AE:3:VAL:N	2.73	0.41
2:AE:2:ASP:O	2:AE:5:TYR:HB3	2.21	0.41
2:AK:10:THR:O	2:AK:14:ALA:HB2	2.20	0.41
2:AN:2:ASP:O	2:AN:5:TYR:HB3	2.21	0.41
2:AN:2:ASP:O	2:AN:3:VAL:C	2.57	0.41
2:AN:1:MET:O	2:AN:4:LEU:N	2.54	0.41
1:AA:815:TYR:N	1:AA:815:TYR:CD1	2.89	0.41
2:AF:124:PHE:C	2:AF:126:ARG:N	2.73	0.41
2:AJ:68:THR:CG2	2:AJ:68:THR:O	2.69	0.41

*Continued on next page...*



*Continued from previous page...*

Atom-1	Atom-2	Interatomic distance (Å)	Clash overlap (Å)
1:AA:790:ARG:CZ	1:AB:287:ASN:OD1	2.68	0.41
3:BP:85:TYR:CZ	3:BP:98:TRP:CH2	3.08	0.41
3:BG:78:THR:O	3:BG:78:THR:CG2	2.69	0.41
2:AG:299:ASN:ND2	3:BK:71:THR:CB	2.83	0.41
3:BK:85:TYR:CZ	3:BK:98:TRP:CH2	3.08	0.41
2:AE:125:LYS:C	2:AE:127:ILE:H	2.24	0.41
2:AN:125:LYS:C	2:AN:127:ILE:H	2.24	0.41
2:AJ:235:PRO:HA	2:AJ:249:PHE:O	2.21	0.41
2:AH:355:ILE:HA	2:AH:356:PRO:HD3	1.96	0.41
1:AB:130:GLN:O	1:AB:131:LEU:HD23	2.21	0.41
4:BY:130:ILE:HD12	4:BY:130:ILE:C	2.41	0.41
2:AL:59:TRP:CD1	2:AL:59:TRP:N	2.89	0.41
2:AF:110:ALA:HB1	2:AF:111:PRO:CD	2.51	0.41
2:AH:106:ARG:HB3	2:AH:107:ASN:H	1.63	0.41
1:AA:735:LEU:HG	1:AA:760:VAL:O	2.21	0.41
2:AC:110:ALA:HB1	2:AC:111:PRO:CD	2.51	0.41
3:BL:72:GLN:HG3	3:BL:72:GLN:H	1.69	0.41
3:BN:164:LEU:HA	3:BN:164:LEU:HD12	1.93	0.41
3:BP:137:TYR:HB3	3:BP:310:MET:SD	2.61	0.41
3:BP:55:ILE:O	3:BP:56:ASN:C	2.58	0.41
3:BQ:175:TYR:O	3:BQ:234:ASN:OD1	2.38	0.41
3:BL:137:TYR:CE2	3:BL:307:ILE:HG23	2.56	0.41
4:BX:551:LYS:HG3	4:BX:658:ASP:H	1.85	0.41
4:BY:559:ASN:O	4:BY:562:SER:N	2.54	0.41
4:BY:692:ALA:CB	4:BY:701:ILE:HG23	2.50	0.41
2:AE:270:ILE:HA	4:BY:728:LYS:CE	2.44	0.41
4:BZ:369:ARG:NH1	4:BZ:535:LYS:CB	2.84	0.41
4:BZ:670:ASN:O	4:BZ:671:ARG:HG2	2.20	0.41
3:BI:111:TRP:HE3	3:BI:115:SER:OG	2.04	0.41
3:BI:313:ARG:HD3	3:BI:313:ARG:HH11	1.56	0.41
1:AA:678:ARG:H	1:AA:678:ARG:HG2	1.63	0.41
3:BK:137:TYR:HB3	3:BK:310:MET:SD	2.60	0.41
3:BK:129:VAL:CG2	3:BK:223:LYS:NZ	2.85	0.41
2:AJ:171:PRO:CG	3:BM:312:LYS:NZ	2.84	0.41
1:AB:499:ASN:O	1:AB:500:GLY:O	2.39	0.41
3:BJ:316:SER:HA	3:BJ:325:ARG:CA	2.49	0.41
3:BI:251:LYS:HZ3	3:BI:271:ILE:HG21	1.86	0.41
3:BH:149:GLN:HG3	3:BH:150:LEU:H	1.80	0.41
1:AA:766:ILE:HG23	1:AA:798:ILE:HG23	2.03	0.41
1:AA:529:ILE:HG23	1:AA:530:GLN:H	1.82	0.41
1:AB:646:LEU:HD23	1:AB:646:LEU:N	2.36	0.41

*Continued on next page...*



*Continued from previous page...*

Atom-1	Atom-2	Interatomic distance (Å)	Clash overlap (Å)
1:AA:253:ASN:HA	1:AA:256:PHE:CD1	2.55	0.41
3:BH:253:GLY:HA2	3:BH:254:PRO:HD3	1.61	0.41
3:BM:289:TRP:HZ3	3:BM:292:TRP:NE1	2.18	0.41
2:AK:163:SER:HB3	3:BN:62:SER:CA	2.51	0.41
4:BY:350:TYR:OH	4:BY:427:ARG:CZ	2.67	0.41
4:BY:350:TYR:CD2	4:BY:427:ARG:HD2	2.56	0.41
2:AF:152:PHE:O	2:AF:328:SER:HA	2.21	0.41
3:BA:172:LEU:HB2	3:BA:173:TYR:CD1	2.56	0.41
3:BL:93:ILE:HG23	3:BL:293:TRP:HE1	1.85	0.41
2:AN:24:TYR:HE1	2:AN:31:ILE:HG13	1.85	0.41
2:AI:5:TYR:O	2:AI:6:SER:C	2.58	0.41
2:AJ:310:ASN:CB	3:BM:180:GLU:OE2	2.67	0.41
2:AG:42:ASN:HA	2:AG:61:PHE:CB	2.51	0.41
1:AA:466:PHE:N	1:AA:466:PHE:CD1	2.89	0.41
3:BO:172:LEU:HB2	3:BO:173:TYR:CD1	2.56	0.41
2:AN:235:PRO:HA	2:AN:249:PHE:O	2.21	0.41
2:AC:235:PRO:HA	2:AC:249:PHE:O	2.20	0.41
3:BP:172:LEU:HB2	3:BP:173:TYR:CD1	2.56	0.41
1:AB:237:ASN:N	1:AB:237:ASN:ND2	2.68	0.41
2:AD:109:ILE:HD12	2:AD:109:ILE:O	2.19	0.41
2:AC:140:ASN:O	2:AC:143:ASN:N	2.51	0.41
2:AG:204:ASN:HB3	2:AG:296:ARG:HB3	2.03	0.41
3:BN:125:ALA:O	3:BN:128:SER:OG	2.31	0.40
3:BN:307:ILE:HD13	3:BN:310:MET:SD	2.62	0.40
3:BG:137:TYR:CE2	3:BG:307:ILE:HG23	2.56	0.40
3:BL:303:VAL:O	3:BL:307:ILE:HG12	2.20	0.40
3:BL:310:MET:HG3	3:BL:311:SER:H	1.86	0.40
4:BX:589:SER:C	4:BX:593:ASP:OD1	2.60	0.40
4:BY:15:THR:O	4:BY:17:ASP:N	2.54	0.40
4:BY:544:MET:C	4:BY:546:THR:N	2.74	0.40
4:BY:556:GLY:O	4:BY:557:LEU:C	2.59	0.40
4:BY:674:ARG:HH11	4:BY:720:ALA:CB	2.34	0.40
2:AE:272:THR:HG21	4:BY:725:LYS:O	2.22	0.40
4:BY:755:PHE:O	4:BY:756:ILE:C	2.58	0.40
4:BZ:589:SER:H	4:BZ:593:ASP:CG	2.21	0.40
3:BJ:137:TYR:CE2	3:BJ:307:ILE:HG23	2.56	0.40
3:BG:175:TYR:O	3:BG:234:ASN:OD1	2.39	0.40
3:BQ:137:TYR:CE2	3:BQ:307:ILE:HG23	2.56	0.40
3:BQ:307:ILE:HD13	3:BQ:310:MET:SD	2.60	0.40
3:BM:137:TYR:HB3	3:BM:310:MET:SD	2.61	0.40
1:AB:876:ILE:HG13	1:AB:877:MET:N	2.34	0.40

*Continued on next page...*



*Continued from previous page...*

Atom-1	Atom-2	Interatomic distance (Å)	Clash overlap (Å)
2:AG:23:LEU:HD23	2:AG:24:TYR:H	1.82	0.40
3:BQ:140:VAL:CG1	3:BQ:260:VAL:HG22	2.50	0.40
3:BI:191:CYS:HG	3:BI:244:CYS:HB3	1.85	0.40
3:BA:129:VAL:HG22	3:BA:223:LYS:O	2.21	0.40
2:AJ:31:ILE:O	2:AJ:34:PHE:HB3	2.21	0.40
3:BJ:322:PHE:CD2	3:BL:313:ARG:HB3	2.57	0.40
3:BF:289:TRP:C	3:BF:289:TRP:CD1	2.93	0.40
1:AA:159:ASP:O	1:AA:162:VAL:HB	2.22	0.40
1:AA:162:VAL:HG21	1:AA:762:ALA:HB2	2.03	0.40
1:AA:766:ILE:CG2	1:AA:766:ILE:O	2.68	0.40
1:AB:461:GLN:OE1	1:AB:461:GLN:HA	2.21	0.40
3:BL:163:TRP:O	3:BL:322:PHE:HE1	2.00	0.40
1:AA:563:MET:O	1:AA:565:MET:N	2.54	0.40
1:AB:666:ARG:O	1:AB:667:ASP:C	2.60	0.40
1:AA:277:ARG:HD3	1:AA:559:ALA:HB1	2.00	0.40
3:BM:150:LEU:CD2	3:BN:289:TRP:O	2.41	0.40
1:AA:503:VAL:CG1	1:AA:506:LEU:H	2.34	0.40
1:AA:506:LEU:HD21	1:AA:544:VAL:N	2.35	0.40
3:BK:56:ASN:C	3:BK:57:LEU:HG	2.41	0.40
4:BX:30:THR:HG22	4:BX:31:GLN:N	2.36	0.40
3:BA:85:TYR:CZ	3:BA:98:TRP:CH2	3.08	0.40
1:AB:378:CYS:HB2	1:AB:580:SER:CB	2.50	0.40
1:AB:244:ILE:HG23	1:AB:244:ILE:O	2.21	0.40
4:BX:25:ILE:CG2	4:BY:26:GLY:O	2.69	0.40
2:AG:310:ASN:HB2	3:BJ:180:GLU:OE2	2.20	0.40
2:AL:89:VAL:C	2:AL:91:PHE:N	2.73	0.40
1:AB:842:LEU:HD23	1:AB:842:LEU:HA	1.83	0.40
2:AD:153:HIS:NE2	2:AE:153:HIS:CD2	2.89	0.40
4:BX:479:ASP:C	4:BX:481:GLN:H	2.25	0.40
2:AE:109:ILE:HG13	2:AE:109:ILE:O	2.20	0.40
3:BF:85:TYR:CZ	3:BF:98:TRP:CH2	3.08	0.40
2:AH:45:GLU:HG2	2:AH:60:ASN:OD1	2.21	0.40
2:AD:235:PRO:HA	2:AD:249:PHE:O	2.21	0.40
2:AL:62:ASP:H	2:AL:63:PHE:HD1	1.70	0.40
3:BI:69:ASN:O	3:BI:70:SER:HB3	2.21	0.40
3:BO:111:TRP:HE3	3:BO:115:SER:OG	2.04	0.40
4:BX:566:ASP:O	4:BX:569:SER:N	2.55	0.40
4:BX:598:ILE:CG1	4:BX:600:ASP:OD2	2.70	0.40
4:BZ:553:LYS:O	4:BZ:554:LYS:HB2	2.20	0.40
4:BZ:559:ASN:O	4:BZ:562:SER:N	2.54	0.40
4:BZ:656:LEU:O	4:BZ:657:PRO:O	2.40	0.40

*Continued on next page...*



*Continued from previous page...*

Atom-1	Atom-2	Interatomic distance (Å)	Clash overlap (Å)
4:BZ:761:PRO:HB2	4:BZ:762:ILE:H	1.69	0.40
3:BQ:81:LEU:HB3	3:BQ:116:VAL:HG22	2.02	0.40
1:AA:681:ILE:HG23	1:AA:682:PHE:N	2.36	0.40
1:AB:447:TYR:O	1:AB:448:ARG:CG	2.69	0.40
3:BI:140:VAL:CG1	3:BI:260:VAL:HG22	2.50	0.40
3:BM:191:CYS:N	3:BM:244:CYS:SG	2.91	0.40
3:BQ:126:SER:CA	3:BQ:223:LYS:HZ2	2.27	0.40
1:AA:199:VAL:HG11	1:AA:204:THR:HG22	1.99	0.40
4:BY:45:TYR:HD2	4:BY:366:VAL:CG1	2.24	0.40
2:AJ:23:LEU:HD22	2:AJ:25:SER:H	1.86	0.40
2:AH:74:ASP:O	2:AH:75:ALA:C	2.58	0.40
1:AB:826:TYR:O	1:AB:827:LYS:C	2.60	0.40
1:AB:452:PRO:C	1:AB:453:GLN:O	2.60	0.40
1:AB:631:LEU:HG	1:AB:631:LEU:O	2.21	0.40
4:BZ:23:GLN:O	4:BZ:27:SER:N	2.54	0.40
4:BZ:773:GLN:C	4:BZ:775:ARG:H	2.24	0.40
2:AG:73:LEU:HD22	2:AG:77:TYR:CD2	2.57	0.40
2:AD:65:LEU:HB3	2:AD:66:LEU:H	1.73	0.40
3:BL:201:GLN:O	3:BL:202:THR:CB	2.69	0.40
3:BG:170:ILE:CD1	3:BG:239:VAL:HG23	2.43	0.40
2:AO:2:ASP:O	2:AO:5:TYR:HB3	2.20	0.40
3:BA:289:TRP:CD1	3:BA:289:TRP:C	2.93	0.40
2:AI:5:TYR:HE2	2:AI:131:ASN:HA	1.84	0.40
2:AI:131:ASN:ND2	2:AI:131:ASN:N	2.69	0.40
2:AG:124:PHE:O	2:AG:126:ARG:N	2.53	0.40
2:AN:10:THR:O	2:AN:14:ALA:HB2	2.20	0.40
1:AB:833:PHE:CZ	1:AB:835:PHE:CA	3.04	0.40
2:AL:214:LEU:HD23	2:AL:214:LEU:N	2.37	0.40
4:BY:604:SER:O	4:BY:605:VAL:HG13	2.21	0.40
3:BI:85:TYR:CZ	3:BI:98:TRP:CH2	3.08	0.40
3:BP:111:TRP:HE3	3:BP:115:SER:OG	2.05	0.40
1:AB:328:LEU:O	1:AB:331:SER:HB3	2.21	0.40
3:BP:201:GLN:O	3:BP:202:THR:CB	2.69	0.40
2:AL:110:ALA:HB1	2:AL:111:PRO:CD	2.51	0.40
2:AH:59:TRP:N	2:AH:59:TRP:CD1	2.88	0.40
4:BX:130:ILE:C	4:BX:130:ILE:HD12	2.41	0.40
2:AE:59:TRP:CD1	2:AE:59:TRP:N	2.88	0.40
4:BX:107:LEU:HD11	4:BX:138:TRP:HB3	2.03	0.40
3:BM:172:LEU:HB2	3:BM:173:TYR:CD1	2.56	0.40
3:BP:137:TYR:CE2	3:BP:307:ILE:HG23	2.56	0.40
3:BG:116:VAL:O	3:BG:117:TYR:CG	2.74	0.40

*Continued on next page...*



*Continued from previous page...*

Atom-1	Atom-2	Interatomic distance (Å)	Clash overlap (Å)
3:BG:159:ILE:CG2	3:BG:258:VAL:CB	2.98	0.40
3:BG:306:ILE:O	3:BG:310:MET:HE2	2.21	0.40
3:BO:321:ALA:C	3:BO:323:TYR:N	2.74	0.40
3:BP:69:ASN:ND2	4:BX:598:ILE:HD12	2.36	0.40
4:BX:10:LEU:HD23	4:BX:10:LEU:HA	1.85	0.40
4:BX:18:LEU:HD22	4:BY:19:SER:CB	2.40	0.40
4:BX:1:MET:O	4:BX:2:ALA:C	2.60	0.40
4:BX:611:GLN:O	4:BX:615:ILE:N	2.44	0.40
4:BX:540:ALA:HB1	4:BX:653:PRO:CB	2.51	0.40
4:BX:662:GLU:O	4:BX:665:GLU:HG2	2.22	0.40
4:BX:673:TYR:CD1	4:BX:673:TYR:N	2.89	0.40
4:BX:689:ARG:O	4:BX:690:PHE:HB3	2.20	0.40
4:BX:674:ARG:HH11	4:BX:720:ALA:CB	2.33	0.40
4:BY:615:ILE:O	4:BY:619:LEU:CG	2.69	0.40
4:BY:626:THR:HG23	4:BZ:524:PRO:HG2	2.02	0.40
4:BY:632:ASN:N	4:BY:632:ASN:ND2	2.69	0.40
4:BY:704:ASP:O	4:BY:705:VAL:C	2.60	0.40
4:BY:758:GLN:HB3	4:BY:759:ASP:H	1.62	0.40
4:BZ:16:VAL:HG21	4:BZ:553:LYS:CE	2.51	0.40
4:BZ:551:LYS:HG3	4:BZ:658:ASP:H	1.87	0.40
3:BJ:168:MET:HE1	3:BJ:175:TYR:CE1	2.56	0.40
3:BJ:175:TYR:HH	3:BJ:237:LEU:CD2	2.27	0.40
1:AA:654:ILE:O	1:AA:657:VAL:CG2	2.66	0.40
1:AB:434:THR:O	1:AB:435:ILE:CG1	2.69	0.40
1:AB:481:ARG:HG2	1:AB:481:ARG:NH1	2.14	0.40
1:AB:503:VAL:C	1:AB:505:GLN:N	2.74	0.40
1:AB:549:LEU:O	1:AB:550:LEU:C	2.57	0.40
3:BG:265:GLY:O	3:BG:286:ARG:NH2	2.54	0.40
3:BF:150:LEU:CD1	3:BG:288:ASN:HB3	2.51	0.40
3:BJ:55:ILE:HD12	3:BL:59:ILE:CD1	2.51	0.40
1:AB:673:PRO:C	1:AB:674:VAL:CG2	2.90	0.40
1:AB:745:ALA:CB	1:AB:748:THR:CB	2.97	0.40
1:AB:666:ARG:HA	1:AB:669:LEU:HD12	2.02	0.40
1:AB:826:TYR:O	1:AB:828:GLN:N	2.54	0.40
1:AB:305:GLN:HG3	1:AB:564:ASN:HD21	1.86	0.40
2:AE:238:ILE:CG2	3:BF:63:MET:CE	2.89	0.40
1:AA:447:TYR:OH	1:AA:458:ILE:CG2	2.62	0.40
2:AK:170:GLN:HB3	3:BP:52:ASN:HD22	1.86	0.40
4:BY:301:TYR:CE2	4:BY:303:TYR:CD2	3.10	0.40
1:AB:413:VAL:O	1:AB:414:VAL:C	2.59	0.40
1:AB:807:ASN:C	1:AB:809:PHE:N	2.74	0.40

*Continued on next page...*



*Continued from previous page...*

Atom-1	Atom-2	Interatomic distance (Å)	Clash overlap (Å)
1:AA:636:LYS:O	1:AA:637:LYS:C	2.60	0.40
1:AA:135:ARG:C	1:AA:136:ALA:O	2.57	0.40
2:AD:313:PRO:CD	3:BH:279:PRO:HB2	2.49	0.40
1:AA:216:GLU:HG2	1:AA:218:GLU:H	1.86	0.40
2:AM:23:LEU:HD22	2:AM:25:SER:H	1.87	0.40
2:AD:24:TYR:O	2:AD:26:ASN:N	2.55	0.40
4:BY:27:SER:HB3	4:BZ:350:TYR:CZ	2.56	0.40
2:AK:24:TYR:HE1	2:AK:31:ILE:HG13	1.85	0.40
2:AC:131:ASN:ND2	2:AC:131:ASN:N	2.69	0.40
2:AD:214:LEU:HD23	2:AD:214:LEU:N	2.36	0.40
2:AI:214:LEU:HD23	2:AI:214:LEU:N	2.37	0.40
2:AM:153:HIS:NE2	2:AN:153:HIS:CD2	2.89	0.40
3:BA:201:GLN:O	3:BA:202:THR:CB	2.69	0.40
1:AA:411:LEU:HA	1:AA:411:LEU:HD23	1.91	0.40
2:AN:101:VAL:HB	2:AN:355:ILE:HG21	2.03	0.40
3:BO:55:ILE:CD1	3:BO:323:TYR:CD1	3.00	0.40
4:BX:677:ASN:O	4:BX:678:ASN:CB	2.68	0.40
4:BY:628:THR:CG2	4:BY:717:VAL:O	2.68	0.40
4:BZ:644:LYS:HB3	4:BZ:644:LYS:HE3	1.78	0.40
4:BZ:676:ILE:HG21	4:BZ:746:ARG:NH1	2.37	0.40
3:BJ:111:TRP:HE3	3:BJ:115:SER:OG	2.05	0.40
3:BG:275:PRO:HG2	3:BH:306:ILE:HG12	2.02	0.40
1:AA:320:THR:HB	1:AA:652:PHE:CE2	2.57	0.40
3:BF:268:VAL:O	3:BG:266:SER:CB	2.69	0.40
2:AM:241:ALA:HB3	3:BQ:59:ILE:HG21	1.82	0.40
1:AA:249:ASP:O	1:AA:250:HIS:C	2.57	0.40
3:BI:270:ASP:C	3:BI:271:ILE:HG13	2.40	0.40
3:BF:144:TYR:N	3:BF:263:VAL:O	2.51	0.40
1:AA:421:ARG:HG2	1:AB:523:VAL:HG22	1.95	0.40
1:AA:705:ILE:O	1:AA:705:ILE:HG23	2.20	0.40
3:BG:162:GLU:CB	3:BG:253:GLY:C	2.88	0.40
2:AH:38:ILE:HG21	2:AH:64:GLY:O	2.22	0.40
1:AB:646:LEU:O	1:AB:649:LEU:HB2	2.21	0.40
1:AA:277:ARG:NH1	1:AA:486:ASP:HB3	2.36	0.40
1:AA:431:ILE:HG23	1:AA:435:ILE:HD12	2.02	0.40
2:AK:163:SER:HB3	3:BN:62:SER:HA	2.01	0.40
3:BJ:263:VAL:CG1	3:BJ:289:TRP:HE3	2.35	0.40
1:AB:699:ILE:HG23	1:AB:763:LEU:H	1.87	0.40
1:AB:449:ASN:ND2	1:AB:450:GLY:N	2.64	0.40
2:AN:241:ALA:CB	3:BO:59:ILE:HG21	2.51	0.40
1:AB:803:ASN:C	1:AB:805:ASP:H	2.25	0.40

*Continued on next page...*



*Continued from previous page...*

Atom-1	Atom-2	Interatomic distance (Å)	Clash overlap (Å)
4:BY:353:VAL:CG2	4:BY:426:PHE:HB2	2.51	0.40
2:AM:24:TYR:O	2:AM:26:ASN:N	2.55	0.40
2:AE:24:TYR:HE1	2:AE:31:ILE:HG13	1.85	0.40
1:AA:782:VAL:O	1:AA:785:GLN:HG2	2.21	0.40
2:AJ:125:LYS:O	2:AJ:127:ILE:N	2.55	0.40
2:AK:2:ASP:O	2:AK:5:TYR:HB3	2.21	0.40
1:AB:478:ASN:O	1:AB:478:ASN:CG	2.60	0.40
2:AL:116:LEU:O	2:AL:119:LEU:N	2.52	0.40
2:AM:214:LEU:HD23	2:AM:214:LEU:N	2.37	0.40
2:AK:78:VAL:O	2:AK:81:ALA:HB3	2.22	0.40
3:BO:201:GLN:O	3:BO:202:THR:CB	2.69	0.40
3:BH:172:LEU:HB3	3:BH:173:TYR:CE1	2.56	0.40
2:AH:125:LYS:C	2:AH:127:ILE:H	2.24	0.40
1:AB:235:ASP:O	1:AB:237:ASN:N	2.49	0.40
2:AI:62:ASP:H	2:AI:63:PHE:HD1	1.70	0.40
1:AA:341:SER:O	1:AA:342:THR:C	2.60	0.40
3:BQ:172:LEU:HB2	3:BQ:173:TYR:CD1	2.56	0.40
2:AL:204:ASN:HB3	2:AL:296:ARG:HB3	2.03	0.40
3:BG:159:ILE:HG22	3:BG:258:VAL:HB	2.04	0.40
3:BO:133:LEU:HD23	3:BO:133:LEU:HA	1.91	0.40
3:BO:234:ASN:C	3:BO:235:HIS:CD2	2.95	0.40
4:BX:667:PHE:HB3	4:BX:774:CYS:SG	2.62	0.40
4:BX:620:ARG:HH11	4:BX:686:THR:HG21	1.81	0.40
4:BY:584:VAL:N	4:BY:596:THR:HG21	2.14	0.40
4:BZ:683:GLU:OE2	4:BZ:723:ASP:HB2	2.22	0.40
3:BK:111:TRP:HE3	3:BK:115:SER:OG	2.05	0.40
3:BK:255:ARG:CD	3:BK:257:ASN:HD22	2.34	0.40
1:AA:388:SER:O	1:AA:389:GLN:CG	2.70	0.40
1:AA:649:LEU:C	1:AA:650:GLN:O	2.59	0.40
1:AB:394:LEU:N	1:AB:423:SER:OG	2.54	0.40
1:AB:415:PRO:O	1:AB:416:ASN:C	2.58	0.40
1:AB:419:PHE:HB3	1:AB:424:LEU:CG	2.51	0.40
1:AB:441:GLY:O	1:AB:442:MET:O	2.40	0.40
1:AB:502:VAL:HG12	1:AB:504:ASN:HD22	1.86	0.40
1:AB:544:VAL:O	1:AB:546:LEU:N	2.54	0.40
4:BZ:371:LEU:HD12	4:BZ:424:LEU:HD13	2.04	0.40
4:BZ:424:LEU:O	4:BZ:425:ARG:C	2.60	0.40
2:AC:255:ARG:CD	3:BH:65:THR:HB	2.51	0.40
3:BG:191:CYS:N	3:BG:244:CYS:SG	2.91	0.40
1:AA:150:LEU:CD2	1:AA:152:ARG:O	2.69	0.40
2:AJ:23:LEU:HD23	2:AJ:24:TYR:H	1.82	0.40

*Continued on next page...*



*Continued from previous page...*

Atom-1	Atom-2	Interatomic distance (Å)	Clash overlap (Å)
2:AJ:24:TYR:O	2:AJ:26:ASN:N	2.55	0.40
2:AG:239:ASN:HD22	3:BJ:65:THR:HA	1.85	0.40
1:AA:774:LEU:HB2	1:AA:800:TYR:CD2	2.56	0.40
1:AB:745:ALA:C	1:AB:747:ILE:N	2.74	0.40
2:AM:74:ASP:O	2:AM:75:ALA:C	2.58	0.40
3:BP:144:TYR:HD1	3:BP:265:GLY:CA	2.35	0.40
3:BM:267:ASP:HB3	3:BM:286:ARG:HH12	1.79	0.40
4:BY:274:ARG:HA	4:BY:462:TYR:O	2.21	0.40
1:AB:292:LEU:HA	1:AB:292:LEU:HD23	1.88	0.40
1:AB:295:THR:O	1:AB:297:ARG:HG2	2.21	0.40
1:AB:204:THR:HG23	1:AB:244:ILE:H	1.86	0.40
4:BY:353:VAL:O	4:BY:353:VAL:HG23	2.22	0.40
2:AE:69:THR:HG22	2:AE:70:LEU:H	1.87	0.40
3:BF:201:GLN:O	3:BF:202:THR:CB	2.69	0.40
2:AI:313:PRO:CD	3:BL:279:PRO:HB2	2.51	0.40
4:BX:25:ILE:HG21	4:BY:26:GLY:CA	2.52	0.40
2:AD:65:LEU:HD23	2:AD:65:LEU:HA	1.88	0.40
3:BI:201:GLN:O	3:BI:202:THR:CB	2.69	0.40
3:BO:93:ILE:HG23	3:BO:293:TRP:HE1	1.85	0.40
1:AB:604:TYR:O	1:AB:605:ASN:C	2.58	0.40
3:BK:83:LEU:HD23	3:BK:139:VAL:CG1	2.47	0.40
2:AD:4:LEU:HA	2:AD:7:LEU:CD1	2.48	0.40
2:AL:131:ASN:N	2:AL:131:ASN:ND2	2.69	0.40
2:AE:119:LEU:C	2:AE:121:GLY:N	2.75	0.40
2:AM:116:LEU:O	2:AM:117:ARG:C	2.60	0.40
2:AG:153:HIS:NE2	2:AH:153:HIS:CD2	2.89	0.40
2:AJ:153:HIS:NE2	2:AK:153:HIS:CD2	2.89	0.40
2:AO:13:ASP:O	2:AO:17:LYS:HB2	2.21	0.40
2:AH:378:ARG:O	2:AH:382:LEU:HB2	2.22	0.40
2:AF:78:VAL:O	2:AF:81:ALA:HB3	2.22	0.40
3:BN:111:TRP:HE3	3:BN:115:SER:OG	2.05	0.40
2:AL:78:VAL:O	2:AL:81:ALA:HB3	2.22	0.40
3:BH:201:GLN:O	3:BH:202:THR:CB	2.69	0.40
2:AC:78:VAL:O	2:AC:81:ALA:HB3	2.22	0.40
2:AH:101:VAL:HB	2:AH:355:ILE:HG21	2.03	0.40
1:AA:880:LEU:H	1:AA:880:LEU:HG	1.53	0.40
2:AF:204:ASN:HB3	2:AF:296:ARG:HB3	2.03	0.40
1:AB:622:VAL:O	1:AB:623:ALA:C	2.59	0.40
2:AH:204:ASN:HB3	2:AH:296:ARG:HB3	2.03	0.40

There are no symmetry-related clashes.



## 5.3 Torsion angles ⓘ

### 5.3.1 Protein backbone ⓘ

In the following table, the Percentiles column shows the percent Ramachandran outliers of the chain as a percentile score with respect to all PDB entries followed by that with respect to all EM entries.

The Analysed column shows the number of residues for which the backbone conformation was analysed, and the total number of residues.

Mol	Chain	Analysed	Favoured	Allowed	Outliers	Percentiles	
1	AA	779/800 (97%)	431 (55%)	210 (27%)	138 (18%)	0	3
1	AB	798/800 (100%)	463 (58%)	209 (26%)	126 (16%)	0	5
2	AC	395/397 (100%)	327 (83%)	48 (12%)	20 (5%)	2	31
2	AD	395/397 (100%)	331 (84%)	42 (11%)	22 (6%)	2	29
2	AE	395/397 (100%)	332 (84%)	44 (11%)	19 (5%)	3	32
2	AF	395/397 (100%)	327 (83%)	48 (12%)	20 (5%)	2	31
2	AG	395/397 (100%)	334 (85%)	42 (11%)	19 (5%)	3	32
2	AH	395/397 (100%)	331 (84%)	45 (11%)	19 (5%)	3	32
2	AI	395/397 (100%)	327 (83%)	48 (12%)	20 (5%)	2	31
2	AJ	395/397 (100%)	334 (85%)	40 (10%)	21 (5%)	2	30
2	AK	395/397 (100%)	334 (85%)	42 (11%)	19 (5%)	3	32
2	AL	395/397 (100%)	327 (83%)	48 (12%)	20 (5%)	2	31
2	AM	395/397 (100%)	333 (84%)	40 (10%)	22 (6%)	2	29
2	AN	395/397 (100%)	332 (84%)	44 (11%)	19 (5%)	3	32
2	AO	395/397 (100%)	321 (81%)	51 (13%)	23 (6%)	2	28
3	BA	253/276 (92%)	209 (83%)	28 (11%)	16 (6%)	2	26
3	BF	261/276 (95%)	216 (83%)	28 (11%)	17 (6%)	1	25
3	BG	271/276 (98%)	214 (79%)	39 (14%)	18 (7%)	1	25
3	BH	253/276 (92%)	210 (83%)	27 (11%)	16 (6%)	2	26
3	BI	271/276 (98%)	214 (79%)	34 (12%)	23 (8%)	1	17
3	BJ	272/276 (99%)	221 (81%)	32 (12%)	19 (7%)	1	23
3	BK	267/276 (97%)	213 (80%)	34 (13%)	20 (8%)	1	20
3	BL	270/276 (98%)	218 (81%)	34 (13%)	18 (7%)	1	25
3	BM	253/276 (92%)	214 (85%)	24 (10%)	15 (6%)	2	27
3	BN	273/276 (99%)	222 (81%)	30 (11%)	21 (8%)	1	20

Continued on next page...



*Continued from previous page...*

Mol	Chain	Analysed	Favoured	Allowed	Outliers	Percentiles	
3	BO	272/276 (99%)	219 (80%)	31 (11%)	22 (8%)	1	18
3	BP	271/276 (98%)	220 (81%)	33 (12%)	18 (7%)	1	25
3	BQ	253/276 (92%)	211 (83%)	28 (11%)	14 (6%)	2	29
4	BX	729/776 (94%)	514 (70%)	105 (14%)	110 (15%)	0	5
4	BY	732/776 (94%)	521 (71%)	119 (16%)	92 (13%)	0	8
4	BZ	511/776 (66%)	326 (64%)	95 (19%)	90 (18%)	0	3
All	All	12124/12677 (96%)	9346 (77%)	1722 (14%)	1056 (9%)	2	16

All (1056) Ramachandran outliers are listed below:

Mol	Chain	Res	Type
1	AA	102	GLU
1	AA	123	PHE
1	AA	131	LEU
1	AA	154	THR
1	AA	155	LEU
1	AA	156	PRO
1	AA	198	LYS
1	AA	219	GLY
1	AA	220	VAL
1	AA	226	ALA
1	AA	227	GLU
1	AA	252	PHE
1	AA	283	ASN
1	AA	299	ILE
1	AA	313	ASN
1	AA	338	GLU
1	AA	340	VAL
1	AA	413	VAL
1	AA	416	ASN
1	AA	452	PRO
1	AA	453	GLN
1	AA	484	VAL
1	AA	488	VAL
1	AA	489	LEU
1	AA	497	ILE
1	AA	523	VAL
1	AA	525	TYR
1	AA	558	MET
1	AA	559	ALA

*Continued on next page...*



*Continued from previous page...*

Mol	Chain	Res	Type
1	AA	585	CYS
1	AA	650	GLN
1	AA	651	ILE
1	AA	660	ASP
1	AA	676	ILE
1	AA	701	GLN
1	AA	743	ASP
1	AA	770	SER
1	AA	771	VAL
1	AA	772	ILE
1	AA	781	THR
1	AA	782	VAL
1	AA	785	GLN
1	AA	786	ILE
1	AA	793	ASP
1	AA	808	ASP
1	AA	814	ASN
1	AA	816	ASP
1	AA	818	VAL
1	AA	828	GLN
1	AA	847	THR
1	AA	853	ASP
1	AA	855	LEU
1	AA	856	ALA
1	AA	866	ILE
1	AA	877	MET
1	AB	111	ILE
1	AB	118	LYS
1	AB	191	LYS
1	AB	200	VAL
1	AB	215	GLU
1	AB	226	ALA
1	AB	227	GLU
1	AB	230	GLN
1	AB	236	ARG
1	AB	252	PHE
1	AB	261	LEU
1	AB	264	PRO
1	AB	283	ASN
1	AB	306	ASP
1	AB	361	GLN
1	AB	369	GLY

*Continued on next page...*



*Continued from previous page...*

Mol	Chain	Res	Type
1	AB	398	THR
1	AB	400	ASN
1	AB	436	ILE
1	AB	442	MET
1	AB	446	HIS
1	AB	447	TYR
1	AB	451	ASP
1	AB	452	PRO
1	AB	453	GLN
1	AB	481	ARG
1	AB	487	GLY
1	AB	488	VAL
1	AB	500	GLY
1	AB	504	ASN
1	AB	519	PRO
1	AB	520	THR
1	AB	585	CYS
1	AB	632	ASN
1	AB	638	MET
1	AB	651	ILE
1	AB	654	ILE
1	AB	655	SER
1	AB	728	ASP
1	AB	764	PRO
1	AB	782	VAL
1	AB	785	GLN
1	AB	786	ILE
1	AB	792	VAL
1	AB	806	SER
1	AB	855	LEU
1	AB	856	ALA
1	AB	875	ARG
2	AC	22	THR
2	AC	70	LEU
2	AC	134	GLU
2	AD	72	ASN
2	AD	134	GLU
2	AE	25	SER
2	AE	106	ARG
2	AE	134	GLU
2	AF	22	THR
2	AF	70	LEU

*Continued on next page...*



*Continued from previous page...*

Mol	Chain	Res	Type
2	AF	134	GLU
2	AG	134	GLU
2	AH	25	SER
2	AH	70	LEU
2	AH	106	ARG
2	AH	134	GLU
2	AI	22	THR
2	AI	70	LEU
2	AI	134	GLU
2	AJ	134	GLU
2	AK	25	SER
2	AK	106	ARG
2	AK	134	GLU
2	AL	22	THR
2	AL	70	LEU
2	AL	134	GLU
2	AM	134	GLU
2	AN	25	SER
2	AN	106	ARG
2	AN	134	GLU
2	AO	24	TYR
2	AO	25	SER
2	AO	65	LEU
2	AO	68	THR
2	AO	70	LEU
2	AO	134	GLU
2	AO	145	ARG
3	BA	130	ASP
3	BA	252	LEU
3	BA	258	VAL
3	BA	270	ASP
3	BF	69	ASN
3	BF	130	ASP
3	BF	149	GLN
3	BF	252	LEU
3	BF	258	VAL
3	BF	267	ASP
3	BG	69	ASN
3	BG	130	ASP
3	BG	252	LEU
3	BG	258	VAL
3	BG	322	PHE

*Continued on next page...*



*Continued from previous page...*

Mol	Chain	Res	Type
3	BH	69	ASN
3	BH	252	LEU
3	BH	258	VAL
3	BH	268	VAL
3	BI	58	PRO
3	BI	129	VAL
3	BI	131	PRO
3	BI	252	LEU
3	BI	258	VAL
3	BI	270	ASP
3	BI	311	SER
3	BI	315	ARG
3	BI	319	SER
3	BI	321	ALA
3	BJ	252	LEU
3	BJ	253	GLY
3	BJ	258	VAL
3	BJ	317	LEU
3	BJ	319	SER
3	BJ	320	ALA
3	BK	55	ILE
3	BK	56	ASN
3	BK	58	PRO
3	BK	252	LEU
3	BK	258	VAL
3	BK	266	SER
3	BK	311	SER
3	BK	314	SER
3	BK	319	SER
3	BL	55	ILE
3	BL	58	PRO
3	BL	71	THR
3	BL	252	LEU
3	BL	314	SER
3	BL	319	SER
3	BM	252	LEU
3	BM	253	GLY
3	BM	258	VAL
3	BM	265	GLY
3	BN	56	ASN
3	BN	252	LEU
3	BN	318	ASN

*Continued on next page...*



*Continued from previous page...*

Mol	Chain	Res	Type
3	BN	322	PHE
3	BN	323	TYR
3	BN	324	TYR
3	BO	58	PRO
3	BO	131	PRO
3	BO	253	GLY
3	BO	258	VAL
3	BO	269	LEU
3	BO	311	SER
3	BO	319	SER
3	BO	321	ALA
3	BP	58	PRO
3	BP	131	PRO
3	BP	252	LEU
3	BP	258	VAL
3	BP	313	ARG
3	BP	314	SER
3	BP	321	ALA
3	BQ	131	PRO
3	BQ	175	TYR
3	BQ	252	LEU
3	BQ	253	GLY
3	BQ	258	VAL
4	BX	4	LEU
4	BX	5	ILE
4	BX	40	PHE
4	BX	47	PRO
4	BX	251	ASN
4	BX	417	ASP
4	BX	486	ASN
4	BX	488	VAL
4	BX	489	THR
4	BX	490	VAL
4	BX	501	LEU
4	BX	525	LEU
4	BX	534	ILE
4	BX	550	LYS
4	BX	554	LYS
4	BX	558	ALA
4	BX	582	ARG
4	BX	590	ALA
4	BX	602	SER

*Continued on next page...*



*Continued from previous page...*

Mol	Chain	Res	Type
4	BX	604	SER
4	BX	607	SER
4	BX	608	ILE
4	BX	618	ARG
4	BX	619	LEU
4	BX	620	ARG
4	BX	621	LEU
4	BX	633	PHE
4	BX	658	ASP
4	BX	671	ARG
4	BX	695	VAL
4	BX	698	PHE
4	BX	709	ALA
4	BX	711	LEU
4	BX	734	TYR
4	BX	736	ILE
4	BX	750	ARG
4	BX	751	VAL
4	BX	754	GLU
4	BX	761	PRO
4	BY	4	LEU
4	BY	5	ILE
4	BY	43	THR
4	BY	47	PRO
4	BY	359	SER
4	BY	500	GLU
4	BY	501	LEU
4	BY	525	LEU
4	BY	550	LYS
4	BY	554	LYS
4	BY	558	ALA
4	BY	573	SER
4	BY	574	SER
4	BY	584	VAL
4	BY	590	ALA
4	BY	598	ILE
4	BY	604	SER
4	BY	607	SER
4	BY	608	ILE
4	BY	621	LEU
4	BY	633	PHE
4	BY	671	ARG

*Continued on next page...*



*Continued from previous page...*

Mol	Chain	Res	Type
4	BY	709	ALA
4	BY	711	LEU
4	BY	750	ARG
4	BY	751	VAL
4	BY	754	GLU
4	BY	760	ASN
4	BY	763	ILE
4	BZ	4	LEU
4	BZ	5	ILE
4	BZ	28	THR
4	BZ	270	ASP
4	BZ	417	ASP
4	BZ	525	LEU
4	BZ	550	LYS
4	BZ	554	LYS
4	BZ	558	ALA
4	BZ	590	ALA
4	BZ	603	SER
4	BZ	607	SER
4	BZ	608	ILE
4	BZ	620	ARG
4	BZ	650	GLN
4	BZ	652	SER
4	BZ	654	ASN
4	BZ	671	ARG
4	BZ	695	VAL
4	BZ	696	GLU
4	BZ	697	THR
4	BZ	709	ALA
4	BZ	711	LEU
4	BZ	750	ARG
4	BZ	751	VAL
4	BZ	754	GLU
4	BZ	760	ASN
4	BZ	763	ILE
1	AA	142	LEU
1	AA	143	ARG
1	AA	193	SER
1	AA	215	GLU
1	AA	243	SER
1	AA	253	ASN
1	AA	260	GLN

*Continued on next page...*



*Continued from previous page...*

Mol	Chain	Res	Type
1	AA	265	LEU
1	AA	276	GLU
1	AA	356	GLU
1	AA	369	GLY
1	AA	370	ILE
1	AA	422	GLU
1	AA	457	GLN
1	AA	465	ASN
1	AA	498	ARG
1	AA	500	GLY
1	AA	503	VAL
1	AA	564	ASN
1	AA	573	THR
1	AA	648	ARG
1	AA	661	GLN
1	AA	680	ASP
1	AA	689	MET
1	AA	790	ARG
1	AA	804	SER
1	AA	811	LEU
1	AA	815	TYR
1	AA	854	LEU
1	AA	857	PHE
1	AB	196	ALA
1	AB	218	GLU
1	AB	253	ASN
1	AB	282	VAL
1	AB	399	THR
1	AB	434	THR
1	AB	435	ILE
1	AB	461	GLN
1	AB	491	GLN
1	AB	493	LEU
1	AB	496	ASN
1	AB	524	ASP
1	AB	637	LYS
1	AB	676	ILE
1	AB	699	ILE
1	AB	836	ARG
1	AB	849	THR
2	AC	20	GLU
2	AC	25	SER

*Continued on next page...*



*Continued from previous page...*

Mol	Chain	Res	Type
2	AD	20	GLU
2	AD	25	SER
2	AD	42	ASN
2	AD	126	ARG
2	AD	148	THR
2	AE	22	THR
2	AE	70	LEU
2	AE	148	THR
2	AF	20	GLU
2	AF	25	SER
2	AG	20	GLU
2	AG	25	SER
2	AG	42	ASN
2	AG	62	ASP
2	AG	126	ARG
2	AG	148	THR
2	AH	22	THR
2	AH	148	THR
2	AI	20	GLU
2	AI	25	SER
2	AJ	20	GLU
2	AJ	25	SER
2	AJ	42	ASN
2	AJ	126	ARG
2	AJ	148	THR
2	AK	22	THR
2	AK	70	LEU
2	AK	148	THR
2	AL	20	GLU
2	AL	25	SER
2	AM	20	GLU
2	AM	25	SER
2	AM	42	ASN
2	AM	126	ARG
2	AM	148	THR
2	AN	22	THR
2	AN	70	LEU
2	AN	148	THR
2	AO	22	THR
2	AO	73	LEU
2	AO	126	ARG
2	AO	148	THR

*Continued on next page...*



*Continued from previous page...*

Mol	Chain	Res	Type
3	BA	70	SER
3	BA	71	THR
3	BA	144	TYR
3	BA	241	THR
3	BA	275	PRO
3	BF	70	SER
3	BF	71	THR
3	BF	241	THR
3	BF	275	PRO
3	BF	312	LYS
3	BG	68	ALA
3	BG	71	THR
3	BG	241	THR
3	BG	275	PRO
3	BG	311	SER
3	BG	313	ARG
3	BH	71	THR
3	BH	241	THR
3	BH	275	PRO
3	BI	70	SER
3	BI	71	THR
3	BI	241	THR
3	BI	268	VAL
3	BI	275	PRO
3	BJ	70	SER
3	BJ	71	THR
3	BJ	241	THR
3	BJ	275	PRO
3	BJ	311	SER
3	BK	70	SER
3	BK	71	THR
3	BK	241	THR
3	BK	272	THR
3	BK	275	PRO
3	BK	290	LYS
3	BL	70	SER
3	BL	241	THR
3	BL	253	GLY
3	BL	271	ILE
3	BL	275	PRO
3	BL	316	SER
3	BM	71	THR

*Continued on next page...*



*Continued from previous page...*

Mol	Chain	Res	Type
3	BM	131	PRO
3	BM	241	THR
3	BM	275	PRO
3	BN	58	PRO
3	BN	71	THR
3	BN	241	THR
3	BN	275	PRO
3	BN	319	SER
3	BO	54	GLY
3	BO	67	TYR
3	BO	70	SER
3	BO	71	THR
3	BO	129	VAL
3	BO	241	THR
3	BO	275	PRO
3	BO	322	PHE
3	BO	324	TYR
3	BP	54	GLY
3	BP	71	THR
3	BP	241	THR
3	BP	275	PRO
3	BP	319	SER
3	BQ	71	THR
3	BQ	176	GLN
3	BQ	241	THR
3	BQ	275	PRO
4	BX	23	GLN
4	BX	27	SER
4	BX	41	ALA
4	BX	480	TYR
4	BX	500	GLU
4	BX	503	GLU
4	BX	510	GLN
4	BX	518	ILE
4	BX	520	LEU
4	BX	527	MET
4	BX	533	GLY
4	BX	536	SER
4	BX	537	THR
4	BX	540	ALA
4	BX	541	ALA
4	BX	556	GLY

*Continued on next page...*



*Continued from previous page...*

Mol	Chain	Res	Type
4	BX	567	SER
4	BX	579	ALA
4	BX	589	SER
4	BX	598	ILE
4	BX	625	ALA
4	BX	686	THR
4	BX	690	PHE
4	BX	702	PRO
4	BX	720	ALA
4	BX	725	LYS
4	BX	733	ASN
4	BX	755	PHE
4	BX	763	ILE
4	BY	30	THR
4	BY	50	TRP
4	BY	348	ASN
4	BY	503	GLU
4	BY	510	GLN
4	BY	518	ILE
4	BY	520	LEU
4	BY	527	MET
4	BY	534	ILE
4	BY	541	ALA
4	BY	553	LYS
4	BY	556	GLY
4	BY	567	SER
4	BY	589	SER
4	BY	605	VAL
4	BY	658	ASP
4	BY	686	THR
4	BY	690	PHE
4	BY	720	ALA
4	BY	735	GLY
4	BY	755	PHE
4	BY	761	PRO
4	BZ	23	GLN
4	BZ	269	ARG
4	BZ	503	GLU
4	BZ	510	GLN
4	BZ	513	ALA
4	BZ	518	ILE
4	BZ	520	LEU

*Continued on next page...*



*Continued from previous page...*

Mol	Chain	Res	Type
4	BZ	527	MET
4	BZ	541	ALA
4	BZ	553	LYS
4	BZ	556	GLY
4	BZ	567	SER
4	BZ	575	ILE
4	BZ	581	ILE
4	BZ	589	SER
4	BZ	591	TRP
4	BZ	598	ILE
4	BZ	604	SER
4	BZ	621	LEU
4	BZ	624	MET
4	BZ	625	ALA
4	BZ	633	PHE
4	BZ	658	ASP
4	BZ	686	THR
4	BZ	690	PHE
4	BZ	698	PHE
4	BZ	720	ALA
4	BZ	755	PHE
4	BZ	761	PRO
1	AA	130	GLN
1	AA	137	ASN
1	AA	195	ASP
1	AA	201	ASP
1	AA	212	PHE
1	AA	235	ASP
1	AA	254	GLU
1	AA	275	PRO
1	AA	307	ARG
1	AA	387	LEU
1	AA	389	GLN
1	AA	447	TYR
1	AA	496	ASN
1	AA	521	MET
1	AA	552	TYR
1	AA	560	CYS
1	AA	579	THR
1	AA	597	PRO
1	AA	608	VAL
1	AA	630	ARG

*Continued on next page...*



*Continued from previous page...*

Mol	Chain	Res	Type
1	AA	687	MET
1	AA	696	SER
1	AA	779	ASP
1	AA	823	THR
1	AB	103	SER
1	AB	254	GLU
1	AB	265	LEU
1	AB	313	ASN
1	AB	355	LEU
1	AB	359	THR
1	AB	388	SER
1	AB	416	ASN
1	AB	460	GLU
1	AB	482	GLN
1	AB	498	ARG
1	AB	503	VAL
1	AB	579	THR
1	AB	608	VAL
1	AB	634	TYR
1	AB	640	SER
1	AB	656	ARG
1	AB	673	PRO
1	AB	835	PHE
2	AC	7	LEU
2	AC	42	ASN
2	AC	130	ASP
2	AD	7	LEU
2	AD	65	LEU
2	AD	106	ARG
2	AD	123	LYS
2	AD	128	ASN
2	AE	7	LEU
2	AE	31	ILE
2	AF	7	LEU
2	AF	42	ASN
2	AF	130	ASP
2	AG	7	LEU
2	AG	106	ARG
2	AG	123	LYS
2	AG	128	ASN
2	AH	7	LEU
2	AH	31	ILE

*Continued on next page...*



*Continued from previous page...*

Mol	Chain	Res	Type
2	AI	7	LEU
2	AI	42	ASN
2	AI	130	ASP
2	AJ	7	LEU
2	AJ	65	LEU
2	AJ	106	ARG
2	AJ	123	LYS
2	AJ	128	ASN
2	AK	7	LEU
2	AK	31	ILE
2	AK	32	GLN
2	AL	7	LEU
2	AL	42	ASN
2	AL	130	ASP
2	AM	7	LEU
2	AM	65	LEU
2	AM	68	THR
2	AM	106	ARG
2	AM	123	LYS
2	AM	128	ASN
2	AN	7	LEU
2	AN	31	ILE
2	AO	7	LEU
2	AO	42	ASN
2	AO	90	ASP
2	AO	128	ASN
3	BA	200	THR
3	BA	209	THR
3	BA	253	GLY
3	BA	269	LEU
3	BF	200	THR
3	BF	209	THR
3	BF	253	GLY
3	BG	144	TYR
3	BG	200	THR
3	BG	209	THR
3	BH	130	ASP
3	BH	200	THR
3	BH	209	THR
3	BI	200	THR
3	BI	209	THR
3	BI	269	LEU

*Continued on next page...*



*Continued from previous page...*

Mol	Chain	Res	Type
3	BI	313	ARG
3	BJ	130	ASP
3	BJ	200	THR
3	BJ	209	THR
3	BJ	312	LYS
3	BK	200	THR
3	BK	209	THR
3	BK	253	GLY
3	BL	200	THR
3	BL	209	THR
3	BL	254	PRO
3	BL	266	SER
3	BM	70	SER
3	BM	200	THR
3	BM	209	THR
3	BN	62	SER
3	BN	200	THR
3	BN	209	THR
3	BN	254	PRO
3	BO	200	THR
3	BO	209	THR
3	BP	52	ASN
3	BP	70	SER
3	BP	200	THR
3	BP	209	THR
3	BQ	70	SER
3	BQ	200	THR
3	BQ	209	THR
4	BX	16	VAL
4	BX	36	ASN
4	BX	42	GLN
4	BX	513	ALA
4	BX	524	PRO
4	BX	570	ASP
4	BX	574	SER
4	BX	591	TRP
4	BX	592	THR
4	BX	603	SER
4	BX	605	VAL
4	BX	617	ARG
4	BX	645	ILE
4	BX	689	ARG

*Continued on next page...*



*Continued from previous page...*

Mol	Chain	Res	Type
4	BX	697	THR
4	BX	724	PHE
4	BX	744	LEU
4	BY	23	GLN
4	BY	513	ALA
4	BY	524	PRO
4	BY	536	SER
4	BY	591	TRP
4	BY	592	THR
4	BY	625	ALA
4	BY	642	LYS
4	BY	645	ILE
4	BY	689	ARG
4	BY	724	PHE
4	BY	725	LYS
4	BY	737	SER
4	BY	744	LEU
4	BY	762	ILE
4	BZ	524	PRO
4	BZ	574	SER
4	BZ	592	THR
4	BZ	642	LYS
4	BZ	653	PRO
4	BZ	689	ARG
4	BZ	707	LYS
4	BZ	724	PHE
4	BZ	725	LYS
4	BZ	744	LEU
4	BZ	762	ILE
1	AA	182	LEU
1	AA	246	HIS
1	AA	403	SER
1	AA	518	PHE
1	AA	549	LEU
1	AA	557	LEU
1	AA	581	VAL
1	AA	730	PHE
1	AA	819	PRO
1	AA	844	SER
1	AB	85	GLU
1	AB	193	SER
1	AB	212	PHE

*Continued on next page...*



*Continued from previous page...*

Mol	Chain	Res	Type
1	AB	338	GLU
1	AB	372	SER
1	AB	403	SER
1	AB	466	PHE
1	AB	545	ASP
1	AB	549	LEU
1	AB	552	TYR
1	AB	559	ALA
1	AB	597	PRO
1	AB	702	GLY
1	AB	734	ASN
1	AB	738	LEU
1	AB	805	ASP
1	AB	827	LYS
1	AB	877	MET
2	AC	13	ASP
2	AC	31	ILE
2	AC	32	GLN
2	AC	36	GLN
2	AC	90	ASP
2	AC	106	ARG
2	AC	148	THR
2	AD	13	ASP
2	AD	31	ILE
2	AD	32	GLN
2	AD	36	GLN
2	AD	67	GLY
2	AD	90	ASP
2	AD	125	LYS
2	AE	13	ASP
2	AE	32	GLN
2	AE	36	GLN
2	AE	62	ASP
2	AE	90	ASP
2	AE	141	LEU
2	AF	13	ASP
2	AF	31	ILE
2	AF	32	GLN
2	AF	36	GLN
2	AF	90	ASP
2	AF	106	ARG
2	AF	148	THR

*Continued on next page...*



*Continued from previous page...*

Mol	Chain	Res	Type
2	AG	13	ASP
2	AG	31	ILE
2	AG	32	GLN
2	AG	36	GLN
2	AG	90	ASP
2	AG	125	LYS
2	AH	13	ASP
2	AH	32	GLN
2	AH	36	GLN
2	AH	90	ASP
2	AH	141	LEU
2	AI	13	ASP
2	AI	31	ILE
2	AI	32	GLN
2	AI	36	GLN
2	AI	90	ASP
2	AI	106	ARG
2	AI	148	THR
2	AJ	13	ASP
2	AJ	31	ILE
2	AJ	32	GLN
2	AJ	36	GLN
2	AJ	68	THR
2	AJ	90	ASP
2	AJ	125	LYS
2	AK	13	ASP
2	AK	36	GLN
2	AK	62	ASP
2	AK	90	ASP
2	AK	141	LEU
2	AL	13	ASP
2	AL	31	ILE
2	AL	32	GLN
2	AL	36	GLN
2	AL	90	ASP
2	AL	106	ARG
2	AL	148	THR
2	AM	31	ILE
2	AM	32	GLN
2	AM	36	GLN
2	AM	72	ASN
2	AM	90	ASP

*Continued on next page...*



*Continued from previous page...*

Mol	Chain	Res	Type
2	AM	125	LYS
2	AN	13	ASP
2	AN	32	GLN
2	AN	36	GLN
2	AN	62	ASP
2	AN	90	ASP
2	AN	141	LEU
2	AO	31	ILE
2	AO	32	GLN
2	AO	36	GLN
2	AO	105	GLN
3	BA	146	ALA
3	BA	311	SER
3	BF	266	SER
3	BF	311	SER
3	BG	57	LEU
3	BG	70	SER
3	BH	70	SER
3	BH	253	GLY
3	BH	311	SER
3	BJ	324	TYR
3	BM	311	SER
3	BN	70	SER
3	BN	130	ASP
3	BN	311	SER
3	BN	316	SER
3	BQ	311	SER
4	BX	28	THR
4	BX	39	PRO
4	BX	542	LYS
4	BX	575	ILE
4	BX	581	ILE
4	BX	613	SER
4	BX	642	LYS
4	BX	657	PRO
4	BX	687	ASP
4	BX	707	LYS
4	BX	740	GLN
4	BY	16	VAL
4	BY	479	ASP
4	BY	542	LYS
4	BY	613	SER

*Continued on next page...*



*Continued from previous page...*

Mol	Chain	Res	Type
4	BY	617	ARG
4	BY	657	PRO
4	BY	662	GLU
4	BY	687	ASP
4	BY	707	LYS
4	BY	733	ASN
4	BY	740	GLN
4	BZ	16	VAL
4	BZ	444	VAL
4	BZ	539	ASP
4	BZ	605	VAL
4	BZ	613	SER
4	BZ	623	GLU
4	BZ	630	GLY
4	BZ	687	ASP
4	BZ	740	GLN
4	BZ	759	ASP
1	AA	206	ALA
1	AA	242	PRO
1	AA	263	GLU
1	AA	264	PRO
1	AA	415	PRO
1	AA	606	VAL
1	AA	717	MET
1	AB	99	GLU
1	AB	101	LYS
1	AB	123	PHE
1	AB	128	PRO
1	AB	141	GLU
1	AB	437	TYR
1	AB	483	VAL
1	AB	521	MET
1	AB	553	ASN
1	AB	557	LEU
1	AB	581	VAL
1	AB	677	ARG
1	AB	801	LYS
2	AC	126	ARG
2	AC	129	PHE
2	AE	130	ASP
2	AF	38	ILE
2	AF	126	ARG

*Continued on next page...*



*Continued from previous page...*

Mol	Chain	Res	Type
2	AF	129	PHE
2	AF	141	LEU
2	AH	130	ASP
2	AI	126	ARG
2	AI	129	PHE
2	AI	141	LEU
2	AK	130	ASP
2	AL	38	ILE
2	AL	126	ARG
2	AL	129	PHE
2	AM	13	ASP
2	AM	67	GLY
2	AO	13	ASP
2	AO	125	LYS
3	BG	55	ILE
3	BI	322	PHE
3	BJ	254	PRO
3	BL	129	VAL
3	BM	254	PRO
3	BN	258	VAL
3	BO	55	ILE
3	BP	130	ASP
4	BX	6	TYR
4	BX	482	THR
4	BX	553	LYS
4	BX	662	GLU
4	BX	699	ASP
4	BX	741	ALA
4	BX	749	PRO
4	BX	760	ASN
4	BY	6	TYR
4	BY	577	ARG
4	BY	620	ARG
4	BY	702	PRO
4	BY	736	ILE
4	BY	759	ASP
4	BZ	6	TYR
4	BZ	542	LYS
4	BZ	645	ILE
4	BZ	657	PRO
4	BZ	662	GLU
4	BZ	734	TYR

*Continued on next page...*



*Continued from previous page...*

Mol	Chain	Res	Type
4	BZ	749	PRO
1	AA	152	ARG
1	AA	333	VAL
1	AA	372	SER
1	AA	438	PRO
1	AA	733	ILE
1	AA	773	SER
1	AA	784	ALA
1	AB	86	VAL
1	AB	206	ALA
1	AB	606	VAL
1	AB	678	ARG
1	AB	791	LYS
2	AC	38	ILE
2	AC	141	LEU
2	AD	38	ILE
2	AD	141	LEU
2	AE	38	ILE
2	AE	126	ARG
2	AE	129	PHE
2	AG	38	ILE
2	AH	38	ILE
2	AH	126	ARG
2	AH	129	PHE
2	AI	38	ILE
2	AJ	38	ILE
2	AK	38	ILE
2	AK	126	ARG
2	AK	129	PHE
2	AL	141	LEU
2	AM	38	ILE
2	AN	38	ILE
2	AN	126	ARG
2	AN	129	PHE
2	AN	130	ASP
2	AO	38	ILE
3	BH	149	GLN
3	BI	271	ILE
3	BI	320	ALA
3	BK	130	ASP
4	BX	17	ASP
4	BX	601	VAL

*Continued on next page...*



*Continued from previous page...*

Mol	Chain	Res	Type
4	BX	630	GLY
4	BY	17	ASP
4	BY	533	GLY
4	BY	741	ALA
4	BY	749	PRO
4	BZ	617	ARG
4	BZ	736	ILE
4	BZ	741	ALA
1	AB	177	MET
2	AD	3	VAL
2	AE	3	VAL
2	AF	3	VAL
2	AG	3	VAL
2	AH	3	VAL
2	AH	67	GLY
2	AI	3	VAL
2	AJ	3	VAL
2	AK	3	VAL
2	AL	3	VAL
2	AM	3	VAL
2	AN	3	VAL
2	AO	3	VAL
4	BX	659	ILE
4	BX	762	ILE
4	BY	38	GLY
4	BY	464	VAL
4	BY	601	VAL
4	BY	630	GLY
4	BZ	659	ILE
1	AA	502	VAL
1	AB	125	ILE
1	AB	207	ILE
2	AC	3	VAL
2	AJ	67	GLY
3	BJ	58	PRO
3	BM	130	ASP
4	BY	659	ILE
4	BZ	538	ILE
1	AA	207	ILE
1	AA	622	VAL
3	BO	254	PRO
1	AA	383	ILE

*Continued on next page...*



*Continued from previous page...*

Mol	Chain	Res	Type
1	AA	414	VAL
1	AB	438	PRO
1	AB	544	VAL
1	AB	370	ILE
3	BA	279	PRO
3	BF	279	PRO
3	BG	279	PRO
3	BH	254	PRO
3	BH	279	PRO
3	BI	279	PRO
3	BJ	279	PRO
3	BK	279	PRO
3	BL	279	PRO
3	BM	279	PRO
3	BN	279	PRO
3	BO	279	PRO
3	BP	279	PRO
3	BQ	279	PRO
4	BX	685	GLY

### 5.3.2 Protein sidechains ⓘ

In the following table, the Percentiles column shows the percent sidechain outliers of the chain as a percentile score with respect to all PDB entries followed by that with respect to all EM entries.

The Analysed column shows the number of residues for which the sidechain conformation was analysed, and the total number of residues.

Mol	Chain	Analysed	Rotameric	Outliers	Percentiles	
1	AA	717/736 (97%)	636 (89%)	81 (11%)	7	38
1	AB	736/736 (100%)	644 (88%)	92 (12%)	6	33
2	AC	350/350 (100%)	329 (94%)	21 (6%)	24	65
2	AD	350/350 (100%)	329 (94%)	21 (6%)	24	65
2	AE	350/350 (100%)	329 (94%)	21 (6%)	24	65
2	AF	350/350 (100%)	329 (94%)	21 (6%)	24	65
2	AG	350/350 (100%)	328 (94%)	22 (6%)	22	63
2	AH	350/350 (100%)	330 (94%)	20 (6%)	25	67
2	AI	350/350 (100%)	329 (94%)	21 (6%)	24	65

*Continued on next page...*



*Continued from previous page...*

Mol	Chain	Analysed	Rotameric	Outliers	Percentiles	
2	AJ	350/350 (100%)	329 (94%)	21 (6%)	24	65
2	AK	350/350 (100%)	329 (94%)	21 (6%)	24	65
2	AL	350/350 (100%)	328 (94%)	22 (6%)	22	63
2	AM	350/350 (100%)	328 (94%)	22 (6%)	22	63
2	AN	350/350 (100%)	329 (94%)	21 (6%)	24	65
2	AO	350/350 (100%)	331 (95%)	19 (5%)	27	68
3	BA	229/247 (93%)	206 (90%)	23 (10%)	9	43
3	BF	236/247 (96%)	212 (90%)	24 (10%)	9	43
3	BG	244/247 (99%)	214 (88%)	30 (12%)	6	34
3	BH	229/247 (93%)	204 (89%)	25 (11%)	8	40
3	BI	244/247 (99%)	215 (88%)	29 (12%)	6	35
3	BJ	245/247 (99%)	218 (89%)	27 (11%)	8	39
3	BK	240/247 (97%)	214 (89%)	26 (11%)	8	41
3	BL	243/247 (98%)	215 (88%)	28 (12%)	7	37
3	BM	229/247 (93%)	205 (90%)	24 (10%)	8	41
3	BN	246/247 (100%)	221 (90%)	25 (10%)	9	43
3	BO	245/247 (99%)	213 (87%)	32 (13%)	5	31
3	BP	244/247 (99%)	219 (90%)	25 (10%)	9	43
3	BQ	229/247 (93%)	206 (90%)	23 (10%)	9	43
4	BX	652/688 (95%)	608 (93%)	44 (7%)	20	62
4	BY	654/688 (95%)	605 (92%)	49 (8%)	17	57
4	BZ	456/688 (66%)	416 (91%)	40 (9%)	12	50
All	All	10868/11297 (96%)	9948 (92%)	920 (8%)	18	52

All (920) residues with a non-rotameric sidechain are listed below:

Mol	Chain	Res	Type
1	AA	108	LEU
1	AA	119	GLN
1	AA	121	LYS
1	AA	123	PHE
1	AA	125	ILE
1	AA	126	PHE
1	AA	193	SER

*Continued on next page...*



*Continued from previous page...*

Mol	Chain	Res	Type
1	AA	195	ASP
1	AA	215	GLU
1	AA	216	GLU
1	AA	227	GLU
1	AA	229	ARG
1	AA	230	GLN
1	AA	239	VAL
1	AA	247	PRO
1	AA	250	HIS
1	AA	253	ASN
1	AA	271	PHE
1	AA	286	LEU
1	AA	303	LEU
1	AA	311	HIS
1	AA	313	ASN
1	AA	318	TRP
1	AA	319	ASP
1	AA	347	GLN
1	AA	348	LYS
1	AA	366	PHE
1	AA	382	LEU
1	AA	388	SER
1	AA	389	GLN
1	AA	392	MET
1	AA	401	TYR
1	AA	403	SER
1	AA	404	LEU
1	AA	409	TRP
1	AA	423	SER
1	AA	428	GLN
1	AA	452	PRO
1	AA	456	PHE
1	AA	471	TRP
1	AA	505	GLN
1	AA	514	SER
1	AA	515	ARG
1	AA	520	THR
1	AA	521	MET
1	AA	534	LEU
1	AA	537	SER
1	AA	540	LEU
1	AA	560	CYS

*Continued on next page...*



*Continued from previous page...*

Mol	Chain	Res	Type
1	AA	564	ASN
1	AA	565	MET
1	AA	573	THR
1	AA	587	LEU
1	AA	601	PHE
1	AA	606	VAL
1	AA	611	HIS
1	AA	616	GLU
1	AA	634	TYR
1	AA	638	MET
1	AA	649	LEU
1	AA	650	GLN
1	AA	656	ARG
1	AA	657	VAL
1	AA	680	ASP
1	AA	699	ILE
1	AA	701	GLN
1	AA	707	TYR
1	AA	720	TYR
1	AA	730	PHE
1	AA	743	ASP
1	AA	765	PHE
1	AA	793	ASP
1	AA	798	ILE
1	AA	801	LYS
1	AA	816	ASP
1	AA	839	MET
1	AA	843	THR
1	AA	848	PHE
1	AA	849	THR
1	AA	854	LEU
1	AA	864	GLU
1	AB	81	GLU
1	AB	88	TYR
1	AB	126	PHE
1	AB	134	TYR
1	AB	135	ARG
1	AB	137	ASN
1	AB	153	ASP
1	AB	157	ASP
1	AB	180	TYR
1	AB	190	ASN

*Continued on next page...*



*Continued from previous page...*

Mol	Chain	Res	Type
1	AB	201	ASP
1	AB	204	THR
1	AB	235	ASP
1	AB	236	ARG
1	AB	254	GLU
1	AB	271	PHE
1	AB	286	LEU
1	AB	298	TYR
1	AB	310	LEU
1	AB	311	HIS
1	AB	314	PHE
1	AB	316	SER
1	AB	318	TRP
1	AB	332	VAL
1	AB	347	GLN
1	AB	348	LYS
1	AB	352	ASP
1	AB	358	LEU
1	AB	382	LEU
1	AB	392	MET
1	AB	401	TYR
1	AB	403	SER
1	AB	404	LEU
1	AB	409	TRP
1	AB	419	PHE
1	AB	421	ARG
1	AB	433	ASN
1	AB	443	GLN
1	AB	457	GLN
1	AB	471	TRP
1	AB	473	HIS
1	AB	481	ARG
1	AB	505	GLN
1	AB	508	GLU
1	AB	514	SER
1	AB	516	GLN
1	AB	518	PHE
1	AB	521	MET
1	AB	524	ASP
1	AB	525	TYR
1	AB	527	ARG
1	AB	534	LEU

*Continued on next page...*



*Continued from previous page...*

Mol	Chain	Res	Type
1	AB	537	SER
1	AB	540	LEU
1	AB	560	CYS
1	AB	590	ASN
1	AB	601	PHE
1	AB	606	VAL
1	AB	611	HIS
1	AB	616	GLU
1	AB	630	ARG
1	AB	633	LEU
1	AB	634	TYR
1	AB	638	MET
1	AB	650	GLN
1	AB	652	PHE
1	AB	653	ASP
1	AB	660	ASP
1	AB	680	ASP
1	AB	697	ASP
1	AB	707	TYR
1	AB	720	TYR
1	AB	730	PHE
1	AB	731	GLN
1	AB	734	ASN
1	AB	737	GLU
1	AB	739	MET
1	AB	744	TYR
1	AB	774	LEU
1	AB	783	PHE
1	AB	790	ARG
1	AB	791	LYS
1	AB	800	TYR
1	AB	808	ASP
1	AB	811	LEU
1	AB	812	VAL
1	AB	839	MET
1	AB	844	SER
1	AB	854	LEU
1	AB	871	PHE
1	AB	872	ASP
1	AB	876	ILE
2	AC	13	ASP
2	AC	26	ASN

*Continued on next page...*



*Continued from previous page...*

Mol	Chain	Res	Type
2	AC	59	TRP
2	AC	103	GLU
2	AC	106	ARG
2	AC	129	PHE
2	AC	142	GLN
2	AC	143	ASN
2	AC	150	PHE
2	AC	152	PHE
2	AC	170	GLN
2	AC	214	LEU
2	AC	225	LEU
2	AC	255	ARG
2	AC	274	GLN
2	AC	284	ASN
2	AC	370	LEU
2	AC	374	TYR
2	AC	378	ARG
2	AC	382	LEU
2	AC	385	VAL
2	AD	1	MET
2	AD	13	ASP
2	AD	45	GLU
2	AD	70	LEU
2	AD	106	ARG
2	AD	109	ILE
2	AD	129	PHE
2	AD	142	GLN
2	AD	143	ASN
2	AD	150	PHE
2	AD	152	PHE
2	AD	170	GLN
2	AD	214	LEU
2	AD	225	LEU
2	AD	274	GLN
2	AD	284	ASN
2	AD	370	LEU
2	AD	374	TYR
2	AD	378	ARG
2	AD	382	LEU
2	AD	385	VAL
2	AE	1	MET
2	AE	13	ASP

*Continued on next page...*



*Continued from previous page...*

Mol	Chain	Res	Type
2	AE	59	TRP
2	AE	69	THR
2	AE	103	GLU
2	AE	107	ASN
2	AE	129	PHE
2	AE	142	GLN
2	AE	150	PHE
2	AE	152	PHE
2	AE	170	GLN
2	AE	214	LEU
2	AE	225	LEU
2	AE	255	ARG
2	AE	274	GLN
2	AE	284	ASN
2	AE	370	LEU
2	AE	374	TYR
2	AE	378	ARG
2	AE	382	LEU
2	AE	385	VAL
2	AF	13	ASP
2	AF	26	ASN
2	AF	59	TRP
2	AF	103	GLU
2	AF	106	ARG
2	AF	129	PHE
2	AF	142	GLN
2	AF	143	ASN
2	AF	150	PHE
2	AF	152	PHE
2	AF	170	GLN
2	AF	214	LEU
2	AF	225	LEU
2	AF	255	ARG
2	AF	274	GLN
2	AF	284	ASN
2	AF	370	LEU
2	AF	374	TYR
2	AF	378	ARG
2	AF	382	LEU
2	AF	385	VAL
2	AG	1	MET
2	AG	13	ASP

*Continued on next page...*



*Continued from previous page...*

Mol	Chain	Res	Type
2	AG	42	ASN
2	AG	45	GLU
2	AG	106	ARG
2	AG	109	ILE
2	AG	129	PHE
2	AG	142	GLN
2	AG	143	ASN
2	AG	150	PHE
2	AG	152	PHE
2	AG	170	GLN
2	AG	214	LEU
2	AG	225	LEU
2	AG	255	ARG
2	AG	274	GLN
2	AG	284	ASN
2	AG	370	LEU
2	AG	374	TYR
2	AG	378	ARG
2	AG	382	LEU
2	AG	385	VAL
2	AH	1	MET
2	AH	13	ASP
2	AH	59	TRP
2	AH	103	GLU
2	AH	107	ASN
2	AH	129	PHE
2	AH	142	GLN
2	AH	150	PHE
2	AH	152	PHE
2	AH	170	GLN
2	AH	214	LEU
2	AH	225	LEU
2	AH	255	ARG
2	AH	274	GLN
2	AH	284	ASN
2	AH	370	LEU
2	AH	374	TYR
2	AH	378	ARG
2	AH	382	LEU
2	AH	385	VAL
2	AI	13	ASP
2	AI	26	ASN

*Continued on next page...*



*Continued from previous page...*

Mol	Chain	Res	Type
2	AI	59	TRP
2	AI	103	GLU
2	AI	106	ARG
2	AI	129	PHE
2	AI	142	GLN
2	AI	143	ASN
2	AI	150	PHE
2	AI	152	PHE
2	AI	170	GLN
2	AI	214	LEU
2	AI	225	LEU
2	AI	255	ARG
2	AI	274	GLN
2	AI	284	ASN
2	AI	370	LEU
2	AI	374	TYR
2	AI	378	ARG
2	AI	382	LEU
2	AI	385	VAL
2	AJ	1	MET
2	AJ	13	ASP
2	AJ	45	GLU
2	AJ	72	ASN
2	AJ	109	ILE
2	AJ	129	PHE
2	AJ	142	GLN
2	AJ	143	ASN
2	AJ	150	PHE
2	AJ	152	PHE
2	AJ	170	GLN
2	AJ	214	LEU
2	AJ	225	LEU
2	AJ	255	ARG
2	AJ	274	GLN
2	AJ	284	ASN
2	AJ	370	LEU
2	AJ	374	TYR
2	AJ	378	ARG
2	AJ	382	LEU
2	AJ	385	VAL
2	AK	1	MET
2	AK	13	ASP

*Continued on next page...*



*Continued from previous page...*

Mol	Chain	Res	Type
2	AK	59	TRP
2	AK	69	THR
2	AK	103	GLU
2	AK	107	ASN
2	AK	129	PHE
2	AK	142	GLN
2	AK	150	PHE
2	AK	152	PHE
2	AK	170	GLN
2	AK	214	LEU
2	AK	225	LEU
2	AK	255	ARG
2	AK	274	GLN
2	AK	284	ASN
2	AK	370	LEU
2	AK	374	TYR
2	AK	378	ARG
2	AK	382	LEU
2	AK	385	VAL
2	AL	13	ASP
2	AL	26	ASN
2	AL	59	TRP
2	AL	103	GLU
2	AL	106	ARG
2	AL	126	ARG
2	AL	129	PHE
2	AL	142	GLN
2	AL	143	ASN
2	AL	150	PHE
2	AL	152	PHE
2	AL	170	GLN
2	AL	214	LEU
2	AL	225	LEU
2	AL	255	ARG
2	AL	274	GLN
2	AL	284	ASN
2	AL	370	LEU
2	AL	374	TYR
2	AL	378	ARG
2	AL	382	LEU
2	AL	385	VAL
2	AM	1	MET

*Continued on next page...*



*Continued from previous page...*

Mol	Chain	Res	Type
2	AM	13	ASP
2	AM	45	GLU
2	AM	73	LEU
2	AM	106	ARG
2	AM	109	ILE
2	AM	129	PHE
2	AM	142	GLN
2	AM	143	ASN
2	AM	150	PHE
2	AM	152	PHE
2	AM	170	GLN
2	AM	214	LEU
2	AM	225	LEU
2	AM	255	ARG
2	AM	274	GLN
2	AM	284	ASN
2	AM	370	LEU
2	AM	374	TYR
2	AM	378	ARG
2	AM	382	LEU
2	AM	385	VAL
2	AN	1	MET
2	AN	13	ASP
2	AN	59	TRP
2	AN	69	THR
2	AN	103	GLU
2	AN	107	ASN
2	AN	129	PHE
2	AN	142	GLN
2	AN	150	PHE
2	AN	152	PHE
2	AN	170	GLN
2	AN	214	LEU
2	AN	225	LEU
2	AN	255	ARG
2	AN	274	GLN
2	AN	284	ASN
2	AN	370	LEU
2	AN	374	TYR
2	AN	378	ARG
2	AN	382	LEU
2	AN	385	VAL

*Continued on next page...*



*Continued from previous page...*

Mol	Chain	Res	Type
2	AO	13	ASP
2	AO	103	GLU
2	AO	106	ARG
2	AO	109	ILE
2	AO	129	PHE
2	AO	142	GLN
2	AO	150	PHE
2	AO	152	PHE
2	AO	170	GLN
2	AO	214	LEU
2	AO	225	LEU
2	AO	255	ARG
2	AO	274	GLN
2	AO	284	ASN
2	AO	370	LEU
2	AO	374	TYR
2	AO	378	ARG
2	AO	382	LEU
2	AO	385	VAL
3	BA	65	THR
3	BA	67	TYR
3	BA	106	PHE
3	BA	109	LYS
3	BA	117	TYR
3	BA	139	VAL
3	BA	179	ASP
3	BA	180	GLU
3	BA	186	SER
3	BA	187	MET
3	BA	191	CYS
3	BA	223	LYS
3	BA	227	THR
3	BA	229	VAL
3	BA	243	THR
3	BA	251	LYS
3	BA	255	ARG
3	BA	262	GLN
3	BA	263	VAL
3	BA	266	SER
3	BA	274	ASP
3	BA	277	THR
3	BA	283	ARG

*Continued on next page...*



*Continued from previous page...*

Mol	Chain	Res	Type
3	BF	69	ASN
3	BF	106	PHE
3	BF	139	VAL
3	BF	143	LYS
3	BF	144	TYR
3	BF	173	TYR
3	BF	176	GLN
3	BF	179	ASP
3	BF	180	GLU
3	BF	186	SER
3	BF	187	MET
3	BF	191	CYS
3	BF	223	LYS
3	BF	227	THR
3	BF	229	VAL
3	BF	243	THR
3	BF	251	LYS
3	BF	255	ARG
3	BF	263	VAL
3	BF	270	ASP
3	BF	274	ASP
3	BF	277	THR
3	BF	283	ARG
3	BF	290	LYS
3	BG	52	ASN
3	BG	71	THR
3	BG	88	GLU
3	BG	106	PHE
3	BG	109	LYS
3	BG	139	VAL
3	BG	144	TYR
3	BG	174	TYR
3	BG	176	GLN
3	BG	179	ASP
3	BG	180	GLU
3	BG	186	SER
3	BG	187	MET
3	BG	191	CYS
3	BG	223	LYS
3	BG	227	THR
3	BG	229	VAL
3	BG	243	THR

*Continued on next page...*



*Continued from previous page...*

Mol	Chain	Res	Type
3	BG	247	ARG
3	BG	251	LYS
3	BG	255	ARG
3	BG	263	VAL
3	BG	271	ILE
3	BG	274	ASP
3	BG	277	THR
3	BG	283	ARG
3	BG	288	ASN
3	BG	311	SER
3	BG	315	ARG
3	BG	318	ASN
3	BH	88	GLU
3	BH	106	PHE
3	BH	109	LYS
3	BH	139	VAL
3	BH	143	LYS
3	BH	144	TYR
3	BH	174	TYR
3	BH	176	GLN
3	BH	179	ASP
3	BH	180	GLU
3	BH	186	SER
3	BH	187	MET
3	BH	191	CYS
3	BH	223	LYS
3	BH	227	THR
3	BH	229	VAL
3	BH	243	THR
3	BH	251	LYS
3	BH	255	ARG
3	BH	263	VAL
3	BH	266	SER
3	BH	267	ASP
3	BH	274	ASP
3	BH	277	THR
3	BH	283	ARG
3	BI	52	ASN
3	BI	106	PHE
3	BI	109	LYS
3	BI	117	TYR
3	BI	130	ASP

*Continued on next page...*



*Continued from previous page...*

Mol	Chain	Res	Type
3	BI	139	VAL
3	BI	143	LYS
3	BI	144	TYR
3	BI	176	GLN
3	BI	179	ASP
3	BI	180	GLU
3	BI	186	SER
3	BI	187	MET
3	BI	191	CYS
3	BI	223	LYS
3	BI	227	THR
3	BI	229	VAL
3	BI	243	THR
3	BI	248	ASN
3	BI	251	LYS
3	BI	255	ARG
3	BI	263	VAL
3	BI	274	ASP
3	BI	277	THR
3	BI	283	ARG
3	BI	290	LYS
3	BI	311	SER
3	BI	315	ARG
3	BI	319	SER
3	BJ	53	TYR
3	BJ	88	GLU
3	BJ	106	PHE
3	BJ	109	LYS
3	BJ	139	VAL
3	BJ	143	LYS
3	BJ	144	TYR
3	BJ	173	TYR
3	BJ	175	TYR
3	BJ	176	GLN
3	BJ	179	ASP
3	BJ	180	GLU
3	BJ	186	SER
3	BJ	187	MET
3	BJ	191	CYS
3	BJ	223	LYS
3	BJ	227	THR
3	BJ	229	VAL

*Continued on next page...*



*Continued from previous page...*

Mol	Chain	Res	Type
3	BJ	243	THR
3	BJ	251	LYS
3	BJ	263	VAL
3	BJ	266	SER
3	BJ	271	ILE
3	BJ	274	ASP
3	BJ	277	THR
3	BJ	283	ARG
3	BJ	288	ASN
3	BK	69	ASN
3	BK	88	GLU
3	BK	106	PHE
3	BK	109	LYS
3	BK	139	VAL
3	BK	143	LYS
3	BK	144	TYR
3	BK	175	TYR
3	BK	176	GLN
3	BK	179	ASP
3	BK	180	GLU
3	BK	186	SER
3	BK	187	MET
3	BK	191	CYS
3	BK	223	LYS
3	BK	227	THR
3	BK	229	VAL
3	BK	243	THR
3	BK	251	LYS
3	BK	255	ARG
3	BK	263	VAL
3	BK	274	ASP
3	BK	277	THR
3	BK	283	ARG
3	BK	290	LYS
3	BK	315	ARG
3	BL	71	THR
3	BL	88	GLU
3	BL	106	PHE
3	BL	109	LYS
3	BL	130	ASP
3	BL	132	GLN
3	BL	139	VAL

*Continued on next page...*



*Continued from previous page...*

Mol	Chain	Res	Type
3	BL	143	LYS
3	BL	144	TYR
3	BL	176	GLN
3	BL	179	ASP
3	BL	180	GLU
3	BL	186	SER
3	BL	191	CYS
3	BL	223	LYS
3	BL	227	THR
3	BL	229	VAL
3	BL	243	THR
3	BL	247	ARG
3	BL	251	LYS
3	BL	255	ARG
3	BL	263	VAL
3	BL	266	SER
3	BL	274	ASP
3	BL	277	THR
3	BL	283	ARG
3	BL	288	ASN
3	BL	290	LYS
3	BM	88	GLU
3	BM	106	PHE
3	BM	109	LYS
3	BM	139	VAL
3	BM	143	LYS
3	BM	175	TYR
3	BM	176	GLN
3	BM	179	ASP
3	BM	180	GLU
3	BM	186	SER
3	BM	187	MET
3	BM	191	CYS
3	BM	223	LYS
3	BM	227	THR
3	BM	229	VAL
3	BM	243	THR
3	BM	251	LYS
3	BM	255	ARG
3	BM	263	VAL
3	BM	274	ASP
3	BM	277	THR

*Continued on next page...*



*Continued from previous page...*

Mol	Chain	Res	Type
3	BM	283	ARG
3	BM	286	ARG
3	BM	288	ASN
3	BN	88	GLU
3	BN	106	PHE
3	BN	109	LYS
3	BN	139	VAL
3	BN	144	TYR
3	BN	175	TYR
3	BN	179	ASP
3	BN	180	GLU
3	BN	186	SER
3	BN	191	CYS
3	BN	223	LYS
3	BN	227	THR
3	BN	229	VAL
3	BN	243	THR
3	BN	251	LYS
3	BN	263	VAL
3	BN	268	VAL
3	BN	274	ASP
3	BN	277	THR
3	BN	283	ARG
3	BN	290	LYS
3	BN	312	LYS
3	BN	323	TYR
3	BN	324	TYR
3	BN	326	ILE
3	BO	55	ILE
3	BO	56	ASN
3	BO	106	PHE
3	BO	109	LYS
3	BO	132	GLN
3	BO	139	VAL
3	BO	142	MET
3	BO	143	LYS
3	BO	144	TYR
3	BO	153	SER
3	BO	175	TYR
3	BO	176	GLN
3	BO	179	ASP
3	BO	180	GLU

*Continued on next page...*



*Continued from previous page...*

Mol	Chain	Res	Type
3	BO	186	SER
3	BO	187	MET
3	BO	191	CYS
3	BO	227	THR
3	BO	229	VAL
3	BO	243	THR
3	BO	251	LYS
3	BO	255	ARG
3	BO	263	VAL
3	BO	266	SER
3	BO	267	ASP
3	BO	274	ASP
3	BO	277	THR
3	BO	283	ARG
3	BO	288	ASN
3	BO	313	ARG
3	BO	323	TYR
3	BO	324	TYR
3	BP	53	TYR
3	BP	106	PHE
3	BP	139	VAL
3	BP	144	TYR
3	BP	175	TYR
3	BP	176	GLN
3	BP	179	ASP
3	BP	180	GLU
3	BP	186	SER
3	BP	187	MET
3	BP	191	CYS
3	BP	223	LYS
3	BP	227	THR
3	BP	229	VAL
3	BP	243	THR
3	BP	251	LYS
3	BP	263	VAL
3	BP	266	SER
3	BP	268	VAL
3	BP	277	THR
3	BP	283	ARG
3	BP	288	ASN
3	BP	311	SER
3	BP	313	ARG

*Continued on next page...*



*Continued from previous page...*

Mol	Chain	Res	Type
3	BP	315	ARG
3	BQ	88	GLU
3	BQ	106	PHE
3	BQ	109	LYS
3	BQ	139	VAL
3	BQ	143	LYS
3	BQ	144	TYR
3	BQ	179	ASP
3	BQ	180	GLU
3	BQ	186	SER
3	BQ	187	MET
3	BQ	191	CYS
3	BQ	223	LYS
3	BQ	227	THR
3	BQ	229	VAL
3	BQ	243	THR
3	BQ	251	LYS
3	BQ	255	ARG
3	BQ	263	VAL
3	BQ	266	SER
3	BQ	268	VAL
3	BQ	274	ASP
3	BQ	277	THR
3	BQ	283	ARG
4	BX	5	ILE
4	BX	27	SER
4	BX	45	TYR
4	BX	66	ASP
4	BX	178	ASN
4	BX	182	PRO
4	BX	198	ASN
4	BX	264	GLU
4	BX	287	LEU
4	BX	323	MET
4	BX	369	ARG
4	BX	479	ASP
4	BX	500	GLU
4	BX	503	GLU
4	BX	510	GLN
4	BX	527	MET
4	BX	539	ASP
4	BX	544	MET

*Continued on next page...*



*Continued from previous page...*

Mol	Chain	Res	Type
4	BX	552	PHE
4	BX	559	ASN
4	BX	600	ASP
4	BX	605	VAL
4	BX	618	ARG
4	BX	629	GLU
4	BX	634	ASP
4	BX	635	ASP
4	BX	644	LYS
4	BX	647	ARG
4	BX	648	SER
4	BX	661	THR
4	BX	674	ARG
4	BX	679	ASP
4	BX	687	ASP
4	BX	691	PHE
4	BX	693	TYR
4	BX	695	VAL
4	BX	699	ASP
4	BX	701	ILE
4	BX	702	PRO
4	BX	714	ASP
4	BX	724	PHE
4	BX	748	ASP
4	BX	759	ASP
4	BX	774	CYS
4	BY	5	ILE
4	BY	45	TYR
4	BY	50	TRP
4	BY	178	ASN
4	BY	182	PRO
4	BY	198	ASN
4	BY	253	ASP
4	BY	256	VAL
4	BY	258	LYS
4	BY	287	LEU
4	BY	323	MET
4	BY	355	TYR
4	BY	357	ASP
4	BY	363	ARG
4	BY	418	PHE
4	BY	478	ASP

*Continued on next page...*



*Continued from previous page...*

Mol	Chain	Res	Type
4	BY	479	ASP
4	BY	480	TYR
4	BY	493	ASP
4	BY	496	ARG
4	BY	503	GLU
4	BY	510	GLN
4	BY	527	MET
4	BY	552	PHE
4	BY	559	ASN
4	BY	570	ASP
4	BY	582	ARG
4	BY	605	VAL
4	BY	618	ARG
4	BY	629	GLU
4	BY	634	ASP
4	BY	635	ASP
4	BY	644	LYS
4	BY	648	SER
4	BY	661	THR
4	BY	674	ARG
4	BY	679	ASP
4	BY	687	ASP
4	BY	691	PHE
4	BY	693	TYR
4	BY	694	ARG
4	BY	701	ILE
4	BY	702	PRO
4	BY	704	ASP
4	BY	714	ASP
4	BY	724	PHE
4	BY	748	ASP
4	BY	759	ASP
4	BY	774	CYS
4	BZ	5	ILE
4	BZ	27	SER
4	BZ	264	GLU
4	BZ	269	ARG
4	BZ	310	GLU
4	BZ	321	ASN
4	BZ	323	MET
4	BZ	424	LEU
4	BZ	425	ARG

*Continued on next page...*



*Continued from previous page...*

Mol	Chain	Res	Type
4	BZ	427	ARG
4	BZ	441	ARG
4	BZ	443	ARG
4	BZ	510	GLN
4	BZ	527	MET
4	BZ	531	PHE
4	BZ	552	PHE
4	BZ	559	ASN
4	BZ	600	ASP
4	BZ	605	VAL
4	BZ	619	LEU
4	BZ	622	LYS
4	BZ	623	GLU
4	BZ	629	GLU
4	BZ	634	ASP
4	BZ	635	ASP
4	BZ	644	LYS
4	BZ	654	ASN
4	BZ	661	THR
4	BZ	674	ARG
4	BZ	679	ASP
4	BZ	687	ASP
4	BZ	691	PHE
4	BZ	699	ASP
4	BZ	701	ILE
4	BZ	714	ASP
4	BZ	724	PHE
4	BZ	733	ASN
4	BZ	748	ASP
4	BZ	759	ASP
4	BZ	774	CYS

Some sidechains can be flipped to improve hydrogen bonding and reduce clashes. All (343) such sidechains are listed below:

Mol	Chain	Res	Type
1	AA	137	ASN
1	AA	168	ASN
1	AA	246	HIS
1	AA	253	ASN
1	AA	272	ASN
1	AA	347	GLN
1	AA	453	GLN

*Continued on next page...*



*Continued from previous page...*

Mol	Chain	Res	Type
1	AA	473	HIS
1	AA	476	ASN
1	AA	478	ASN
1	AA	490	ASN
1	AA	496	ASN
1	AA	505	GLN
1	AA	512	GLN
1	AA	553	ASN
1	AA	605	ASN
1	AA	629	ASN
1	AA	650	GLN
1	AA	661	GLN
1	AA	683	ASN
1	AA	722	ASN
1	AA	726	ASN
1	AA	732	GLN
1	AA	803	ASN
1	AA	840	HIS
1	AA	873	ASN
1	AB	119	GLN
1	AB	168	ASN
1	AB	190	ASN
1	AB	237	ASN
1	AB	240	ASN
1	AB	246	HIS
1	AB	259	HIS
1	AB	283	ASN
1	AB	302	ASN
1	AB	305	GLN
1	AB	311	HIS
1	AB	347	GLN
1	AB	371	ASN
1	AB	389	GLN
1	AB	433	ASN
1	AB	443	GLN
1	AB	446	HIS
1	AB	449	ASN
1	AB	470	ASN
1	AB	473	HIS
1	AB	477	ASN
1	AB	501	HIS
1	AB	504	ASN

*Continued on next page...*



*Continued from previous page...*

Mol	Chain	Res	Type
1	AB	512	GLN
1	AB	516	GLN
1	AB	553	ASN
1	AB	564	ASN
1	AB	590	ASN
1	AB	605	ASN
1	AB	611	HIS
1	AB	615	ASN
1	AB	635	GLN
1	AB	650	GLN
1	AB	683	ASN
1	AB	688	ASN
1	AB	711	GLN
1	AB	731	GLN
1	AB	807	ASN
1	AB	814	ASN
1	AB	840	HIS
1	AB	878	ASN
2	AC	26	ASN
2	AC	94	ASN
2	AC	131	ASN
2	AC	140	ASN
2	AC	142	GLN
2	AC	167	ASN
2	AC	274	GLN
2	AC	284	ASN
2	AC	345	ASN
2	AD	94	ASN
2	AD	131	ASN
2	AD	140	ASN
2	AD	142	GLN
2	AD	146	GLN
2	AD	167	ASN
2	AD	274	GLN
2	AD	284	ASN
2	AD	345	ASN
2	AE	26	ASN
2	AE	53	ASN
2	AE	94	ASN
2	AE	107	ASN
2	AE	131	ASN
2	AE	140	ASN

*Continued on next page...*



*Continued from previous page...*

Mol	Chain	Res	Type
2	AE	142	GLN
2	AE	167	ASN
2	AE	274	GLN
2	AE	284	ASN
2	AE	345	ASN
2	AF	26	ASN
2	AF	94	ASN
2	AF	131	ASN
2	AF	140	ASN
2	AF	142	GLN
2	AF	167	ASN
2	AF	274	GLN
2	AF	284	ASN
2	AF	310	ASN
2	AF	345	ASN
2	AG	72	ASN
2	AG	94	ASN
2	AG	131	ASN
2	AG	140	ASN
2	AG	142	GLN
2	AG	146	GLN
2	AG	167	ASN
2	AG	274	GLN
2	AG	284	ASN
2	AG	299	ASN
2	AG	310	ASN
2	AG	345	ASN
2	AH	26	ASN
2	AH	35	ASN
2	AH	53	ASN
2	AH	94	ASN
2	AH	107	ASN
2	AH	131	ASN
2	AH	140	ASN
2	AH	142	GLN
2	AH	167	ASN
2	AH	274	GLN
2	AH	284	ASN
2	AH	310	ASN
2	AH	345	ASN
2	AI	26	ASN
2	AI	36	GLN

*Continued on next page...*



*Continued from previous page...*

Mol	Chain	Res	Type
2	AI	53	ASN
2	AI	94	ASN
2	AI	131	ASN
2	AI	140	ASN
2	AI	142	GLN
2	AI	167	ASN
2	AI	206	GLN
2	AI	239	ASN
2	AI	274	GLN
2	AI	284	ASN
2	AI	345	ASN
2	AJ	94	ASN
2	AJ	131	ASN
2	AJ	140	ASN
2	AJ	142	GLN
2	AJ	146	GLN
2	AJ	167	ASN
2	AJ	239	ASN
2	AJ	274	GLN
2	AJ	284	ASN
2	AJ	345	ASN
2	AK	26	ASN
2	AK	53	ASN
2	AK	94	ASN
2	AK	131	ASN
2	AK	140	ASN
2	AK	167	ASN
2	AK	239	ASN
2	AK	274	GLN
2	AK	284	ASN
2	AK	345	ASN
2	AL	26	ASN
2	AL	94	ASN
2	AL	131	ASN
2	AL	140	ASN
2	AL	142	GLN
2	AL	167	ASN
2	AL	274	GLN
2	AL	284	ASN
2	AL	310	ASN
2	AL	345	ASN
2	AM	94	ASN

*Continued on next page...*



*Continued from previous page...*

Mol	Chain	Res	Type
2	AM	131	ASN
2	AM	140	ASN
2	AM	142	GLN
2	AM	146	GLN
2	AM	167	ASN
2	AM	274	GLN
2	AM	284	ASN
2	AM	310	ASN
2	AM	345	ASN
2	AN	26	ASN
2	AN	32	GLN
2	AN	53	ASN
2	AN	94	ASN
2	AN	107	ASN
2	AN	131	ASN
2	AN	140	ASN
2	AN	142	GLN
2	AN	167	ASN
2	AN	274	GLN
2	AN	284	ASN
2	AN	310	ASN
2	AN	345	ASN
2	AO	26	ASN
2	AO	53	ASN
2	AO	131	ASN
2	AO	140	ASN
2	AO	142	GLN
2	AO	143	ASN
2	AO	167	ASN
2	AO	274	GLN
2	AO	284	ASN
2	AO	345	ASN
3	BA	69	ASN
3	BA	182	ASN
3	BA	235	HIS
3	BA	248	ASN
3	BA	257	ASN
3	BA	288	ASN
3	BF	69	ASN
3	BF	149	GLN
3	BF	182	ASN
3	BF	235	HIS

*Continued on next page...*



*Continued from previous page...*

Mol	Chain	Res	Type
3	BF	248	ASN
3	BF	257	ASN
3	BF	288	ASN
3	BF	304	ASN
3	BG	52	ASN
3	BG	176	GLN
3	BG	182	ASN
3	BG	235	HIS
3	BG	248	ASN
3	BG	257	ASN
3	BG	262	GLN
3	BG	288	ASN
3	BG	304	ASN
3	BH	69	ASN
3	BH	176	GLN
3	BH	182	ASN
3	BH	235	HIS
3	BH	248	ASN
3	BH	257	ASN
3	BI	69	ASN
3	BI	182	ASN
3	BI	235	HIS
3	BI	248	ASN
3	BI	257	ASN
3	BI	262	GLN
3	BI	288	ASN
3	BI	305	GLN
3	BJ	52	ASN
3	BJ	182	ASN
3	BJ	235	HIS
3	BJ	248	ASN
3	BJ	257	ASN
3	BJ	305	GLN
3	BK	176	GLN
3	BK	182	ASN
3	BK	235	HIS
3	BK	248	ASN
3	BK	262	GLN
3	BK	305	GLN
3	BL	52	ASN
3	BL	149	GLN
3	BL	182	ASN

*Continued on next page...*



*Continued from previous page...*

Mol	Chain	Res	Type
3	BL	235	HIS
3	BL	248	ASN
3	BL	257	ASN
3	BL	280	GLN
3	BM	69	ASN
3	BM	176	GLN
3	BM	182	ASN
3	BM	235	HIS
3	BM	248	ASN
3	BM	257	ASN
3	BN	69	ASN
3	BN	182	ASN
3	BN	235	HIS
3	BN	248	ASN
3	BN	257	ASN
3	BN	288	ASN
3	BN	318	ASN
3	BO	52	ASN
3	BO	56	ASN
3	BO	69	ASN
3	BO	182	ASN
3	BO	235	HIS
3	BO	248	ASN
3	BO	257	ASN
3	BO	304	ASN
3	BO	305	GLN
3	BP	52	ASN
3	BP	56	ASN
3	BP	69	ASN
3	BP	96	ASN
3	BP	182	ASN
3	BP	235	HIS
3	BP	248	ASN
3	BP	257	ASN
3	BP	305	GLN
3	BQ	176	GLN
3	BQ	182	ASN
3	BQ	234	ASN
3	BQ	235	HIS
3	BQ	248	ASN
3	BQ	257	ASN
3	BQ	305	GLN

*Continued on next page...*



*Continued from previous page...*

Mol	Chain	Res	Type
4	BX	127	GLN
4	BX	178	ASN
4	BX	198	ASN
4	BX	364	ASN
4	BX	376	ASN
4	BX	516	GLN
4	BX	559	ASN
4	BX	632	ASN
4	BX	650	GLN
4	BX	677	ASN
4	BX	678	ASN
4	BX	706	GLN
4	BX	765	ASN
4	BY	36	ASN
4	BY	127	GLN
4	BY	178	ASN
4	BY	198	ASN
4	BY	315	HIS
4	BY	477	ASN
4	BY	516	GLN
4	BY	559	ASN
4	BY	632	ASN
4	BY	654	ASN
4	BY	677	ASN
4	BY	678	ASN
4	BY	706	GLN
4	BY	740	GLN
4	BY	765	ASN
4	BZ	268	ASN
4	BZ	300	ASN
4	BZ	321	ASN
4	BZ	329	ASN
4	BZ	376	ASN
4	BZ	393	GLN
4	BZ	414	GLN
4	BZ	516	GLN
4	BZ	559	ASN
4	BZ	632	ASN
4	BZ	677	ASN
4	BZ	678	ASN
4	BZ	706	GLN
4	BZ	765	ASN



### 5.3.3 RNA ⓘ

There are no RNA molecules in this entry.

## 5.4 Non-standard residues in protein, DNA, RNA chains ⓘ

There are no non-standard protein/DNA/RNA residues in this entry.

## 5.5 Carbohydrates ⓘ

14 carbohydrates are modelled in this entry.

In the following table, the Counts columns list the number of bonds (or angles) for which Mogul statistics could be retrieved, the number of bonds (or angles) that are observed in the model and the number of bonds (or angles) that are defined in the chemical component dictionary. The Link column lists molecule types, if any, to which the group is linked. The Z score for a bond length (or angle) is the number of standard deviations the observed value is removed from the expected value. A bond length (or angle) with  $|Z| > 2$  is considered an outlier worth inspection. RMSZ is the root-mean-square of all Z scores of the bond lengths (or angles).

Mol	Type	Chain	Res	Link	Bond lengths			Bond angles		
					Counts	RMSZ	# $ Z  > 2$	Counts	RMSZ	# $ Z  > 2$
6	NAG	BA	401	6	14,14,15	0.58	0	15,19,21	1.19	1 (6%)
6	NAG	BA	402	6	14,14,15	1.01	1 (7%)	15,19,21	1.72	5 (33%)
6	NAG	BF	401	6	14,14,15	0.60	0	15,19,21	1.19	1 (6%)
6	NAG	BF	402	6	14,14,15	1.01	1 (7%)	15,19,21	1.72	5 (33%)
6	NAG	BH	401	6	14,14,15	0.57	0	15,19,21	1.19	1 (6%)
6	NAG	BH	402	6	14,14,15	1.00	1 (7%)	15,19,21	1.72	5 (33%)
6	NAG	BI	401	6	14,14,15	0.57	0	15,19,21	1.19	1 (6%)
6	NAG	BI	402	6	14,14,15	1.01	1 (7%)	15,19,21	1.73	5 (33%)
6	NAG	BN	401	6	14,14,15	0.59	0	15,19,21	1.20	1 (6%)
6	NAG	BN	402	6	14,14,15	1.00	1 (7%)	15,19,21	1.73	5 (33%)
6	NAG	BO	401	6	14,14,15	0.59	0	15,19,21	1.19	1 (6%)
6	NAG	BO	402	6	14,14,15	1.01	1 (7%)	15,19,21	1.73	5 (33%)
6	NAG	BQ	401	3,6	14,14,15	0.57	0	15,19,21	1.19	1 (6%)
6	NAG	BQ	402	6	14,14,15	1.01	1 (7%)	15,19,21	1.73	5 (33%)

In the following table, the Chirals column lists the number of chiral outliers, the number of chiral centers analysed, the number of these observed in the model and the number defined in the chemical component dictionary. Similar counts are reported in the Torsion and Rings columns. '-' means no outliers of that kind were identified.



Mol	Type	Chain	Res	Link	Chirals	Torsions	Rings
6	NAG	BA	401	6	-	0/6/23/26	0/1/1/1
6	NAG	BA	402	6	-	0/6/23/26	0/1/1/1
6	NAG	BF	401	6	-	0/6/23/26	0/1/1/1
6	NAG	BF	402	6	-	0/6/23/26	0/1/1/1
6	NAG	BH	401	6	-	0/6/23/26	0/1/1/1
6	NAG	BH	402	6	-	0/6/23/26	0/1/1/1
6	NAG	BI	401	6	-	0/6/23/26	0/1/1/1
6	NAG	BI	402	6	-	0/6/23/26	0/1/1/1
6	NAG	BN	401	6	-	0/6/23/26	0/1/1/1
6	NAG	BN	402	6	-	0/6/23/26	0/1/1/1
6	NAG	BO	401	6	-	0/6/23/26	0/1/1/1
6	NAG	BO	402	6	-	0/6/23/26	0/1/1/1
6	NAG	BQ	401	3,6	1/1/5/7	0/6/23/26	0/1/1/1
6	NAG	BQ	402	6	-	0/6/23/26	0/1/1/1

All (7) bond length outliers are listed below:

Mol	Chain	Res	Type	Atoms	Z	Observed(Å)	Ideal(Å)
6	BN	402	NAG	C1-C2	2.74	1.56	1.52
6	BH	402	NAG	C1-C2	2.75	1.56	1.52
6	BQ	402	NAG	C1-C2	2.80	1.56	1.52
6	BI	402	NAG	C1-C2	2.82	1.56	1.52
6	BF	402	NAG	C1-C2	2.83	1.56	1.52
6	BO	402	NAG	C1-C2	2.84	1.56	1.52
6	BA	402	NAG	C1-C2	2.85	1.56	1.52

All (42) bond angle outliers are listed below:

Mol	Chain	Res	Type	Atoms	Z	Observed(°)	Ideal(°)
6	BN	402	NAG	O7-C7-C8	-2.61	117.26	122.07
6	BQ	402	NAG	O7-C7-C8	-2.60	117.29	122.07
6	BO	402	NAG	O7-C7-C8	-2.60	117.29	122.07
6	BA	402	NAG	O7-C7-C8	-2.58	117.32	122.07
6	BF	402	NAG	O7-C7-C8	-2.58	117.32	122.07
6	BH	402	NAG	O7-C7-C8	-2.58	117.33	122.07
6	BI	402	NAG	O7-C7-C8	-2.56	117.36	122.07
6	BF	402	NAG	O7-C7-N2	2.30	126.53	121.84
6	BQ	402	NAG	O7-C7-N2	2.34	126.61	121.84
6	BA	402	NAG	O7-C7-N2	2.34	126.61	121.84
6	BQ	402	NAG	C4-C3-C2	2.34	114.97	111.34
6	BI	402	NAG	O7-C7-N2	2.34	126.62	121.84
6	BO	402	NAG	O7-C7-N2	2.35	126.63	121.84
6	BF	402	NAG	C4-C3-C2	2.35	114.99	111.34

*Continued on next page...*



*Continued from previous page...*

Mol	Chain	Res	Type	Atoms	Z	Observed(°)	Ideal(°)
6	BI	402	NAG	C4-C3-C2	2.35	114.99	111.34
6	BN	402	NAG	C4-C3-C2	2.35	114.99	111.34
6	BH	402	NAG	C4-C3-C2	2.36	114.99	111.34
6	BH	402	NAG	O7-C7-N2	2.36	126.65	121.84
6	BA	402	NAG	C4-C3-C2	2.37	115.02	111.34
6	BN	402	NAG	O7-C7-N2	2.39	126.71	121.84
6	BO	402	NAG	C4-C3-C2	2.39	115.05	111.34
6	BH	402	NAG	C1-O5-C5	2.40	115.67	112.14
6	BA	402	NAG	C1-O5-C5	2.41	115.69	112.14
6	BF	402	NAG	C1-O5-C5	2.41	115.69	112.14
6	BN	402	NAG	C1-O5-C5	2.44	115.73	112.14
6	BQ	402	NAG	C1-O5-C5	2.45	115.74	112.14
6	BO	402	NAG	C1-O5-C5	2.45	115.74	112.14
6	BI	402	NAG	C1-O5-C5	2.48	115.79	112.14
6	BQ	401	NAG	C1-O5-C5	3.32	117.03	112.14
6	BH	401	NAG	C1-O5-C5	3.36	117.09	112.14
6	BI	401	NAG	C1-O5-C5	3.37	117.10	112.14
6	BA	401	NAG	C1-O5-C5	3.37	117.10	112.14
6	BO	401	NAG	C1-O5-C5	3.41	117.15	112.14
6	BN	401	NAG	C1-O5-C5	3.41	117.16	112.14
6	BF	401	NAG	C1-O5-C5	3.41	117.16	112.14
6	BA	402	NAG	C2-N2-C7	3.77	128.00	123.11
6	BO	402	NAG	C2-N2-C7	3.78	128.02	123.11
6	BH	402	NAG	C2-N2-C7	3.78	128.02	123.11
6	BI	402	NAG	C2-N2-C7	3.79	128.04	123.11
6	BN	402	NAG	C2-N2-C7	3.79	128.04	123.11
6	BF	402	NAG	C2-N2-C7	3.83	128.09	123.11
6	BQ	402	NAG	C2-N2-C7	3.83	128.09	123.11

All (1) chirality outliers are listed below:

Mol	Chain	Res	Type	Atom
6	BQ	401	NAG	C1

There are no torsion outliers.

There are no ring outliers.

6 monomers are involved in 18 short contacts:

Mol	Chain	Res	Type	Clashes	Symm-Clashes
6	BA	401	NAG	2	0
6	BF	401	NAG	4	0

*Continued on next page...*



Continued from previous page...

Mol	Chain	Res	Type	Clashes	Symm-Clashes
6	BH	401	NAG	4	0
6	BI	401	NAG	2	0
6	BN	401	NAG	3	0
6	BO	401	NAG	3	0

## 5.6 Ligand geometry ⓘ

Of 6 ligands modelled in this entry, 5 are monoatomic - leaving 1 for Mogul analysis.

In the following table, the Counts columns list the number of bonds (or angles) for which Mogul statistics could be retrieved, the number of bonds (or angles) that are observed in the model and the number of bonds (or angles) that are defined in the chemical component dictionary. The Link column lists molecule types, if any, to which the group is linked. The Z score for a bond length (or angle) is the number of standard deviations the observed value is removed from the expected value. A bond length (or angle) with  $|Z| > 2$  is considered an outlier worth inspection. RMSZ is the root-mean-square of all Z scores of the bond lengths (or angles).

Mol	Type	Chain	Res	Link	Bond lengths			Bond angles		
					Counts	RMSZ	$\# Z  > 2$	Counts	RMSZ	$\# Z  > 2$
7	NAG	BM	401	-	14,14,15	0.59	0	15,19,21	1.19	1 (6%)

In the following table, the Chirals column lists the number of chiral outliers, the number of chiral centers analysed, the number of these observed in the model and the number defined in the chemical component dictionary. Similar counts are reported in the Torsion and Rings columns. '-' means no outliers of that kind were identified.

Mol	Type	Chain	Res	Link	Chirals	Torsions	Rings
7	NAG	BM	401	-	-	0/6/23/26	0/1/1/1

There are no bond length outliers.

All (1) bond angle outliers are listed below:

Mol	Chain	Res	Type	Atoms	Z	Observed(°)	Ideal(°)
7	BM	401	NAG	C1-O5-C5	3.36	117.08	112.14

There are no chirality outliers.

There are no torsion outliers.

There are no ring outliers.

1 monomer is involved in 4 short contacts:



Mol	Chain	Res	Type	Clashes	Symm-Clashes
7	BM	401	NAG	4	0

## 5.7 Other polymers [i](#)

There are no such residues in this entry.

## 5.8 Polymer linkage issues [i](#)

There are no chain breaks in this entry.