



Full wwPDB X-ray Structure Validation Report ⓘ

Feb 1, 2016 – 09:57 PM GMT

PDB ID : 4V7S
Title : Crystal structure of the E. coli ribosome bound to telithromycin.
Authors : Dunkle, J.A.; Xiong, L.; Mankin, A.S.; Cate, J.H.D.
Deposited on : 2010-08-05
Resolution : 3.25 Å(reported)

This is a Full wwPDB X-ray Structure Validation Report for a publicly released PDB entry.
We welcome your comments at validation@mail.wwpdb.org
A user guide is available at
<http://wwpdb.org/validation/2016/XrayValidationReportHelp>
with specific help available everywhere you see the ⓘ symbol.

The following versions of software and data (see [references ⓘ](#)) were used in the production of this report:

MolProbity : 4.02b-467
Mogul : 1.7 (RC4), CSD as536be (2015)
Xtriage (Phenix) : 1.9-1692
EDS : rb-20026688
Percentile statistics : 20151230.v01 (using entries in the PDB archive December 30th 2015)
Refmac : 5.8.0135
CCP4 : 6.5.0
Ideal geometry (proteins) : Engh & Huber (2001)
Ideal geometry (DNA, RNA) : Parkinson et al. (1996)
Validation Pipeline (wwPDB-VP) : trunk26865

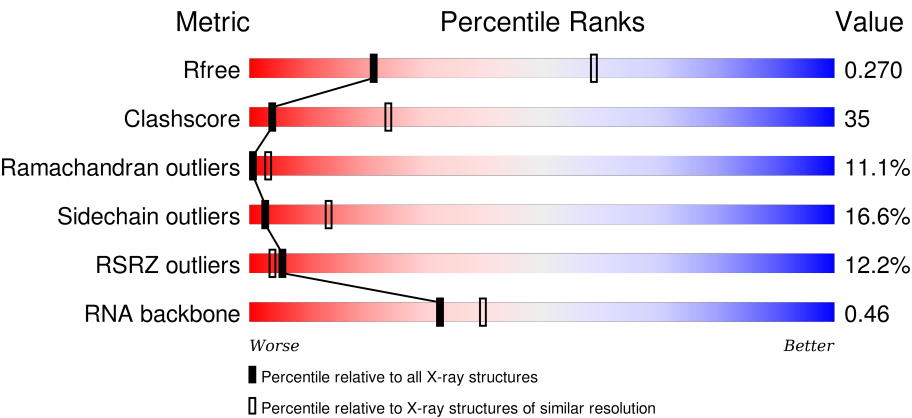
1 Overall quality at a glance i

The following experimental techniques were used to determine the structure:

X-RAY DIFFRACTION

The reported resolution of this entry is 3.25 Å.

Percentile scores (ranging between 0-100) for global validation metrics of the entry are shown in the following graphic. The table shows the number of entries on which the scores are based.













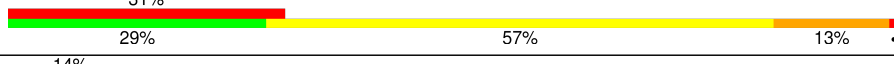
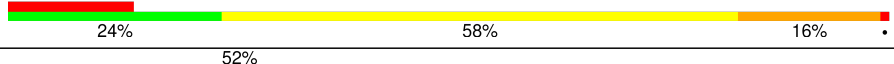




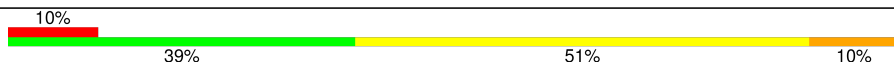


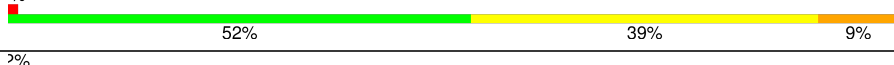


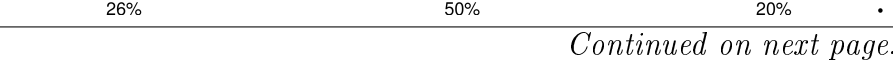


Metric	Whole archive (#Entries)	Similar resolution (#Entries, resolution range(Å))
R _{free}	91344	1624 (3.32-3.20)
Clashscore	102246	1806 (3.32-3.20)
Ramachandran outliers	100387	1773 (3.32-3.20)
Sidechain outliers	100360	1771 (3.32-3.20)
RSRZ outliers	91569	1632 (3.32-3.20)
RNA backbone	2183	1001 (3.76-2.76)

The table below summarises the geometric issues observed across the polymeric chains and their fit to the electron density. The red, orange, yellow and green segments on the lower bar indicate the fraction of residues that contain outliers for ≥ 3 , 2, 1 and 0 types of geometric quality criteria. A grey segment represents the fraction of residues that are not modelled. The numeric value for each fraction is indicated below the corresponding segment, with a dot representing fractions $\leq 5\%$. The upper red bar (where present) indicates the fraction of residues that have poor fit to the electron density. The numeric value is given above the bar.

Mol	Chain	Length	Quality of chain
1	AA	1533	<div><div></div><div><div></div><div>31%</div><div>49%</div><div>19%</div><div></div></div></div>
2	AB	218	<div><div></div><div><div></div><div>33%</div><div>26%</div><div>51%</div><div>20%</div><div></div></div></div>
2	CB	218	<div><div></div><div><div></div><div>39%</div><div>35%</div><div>50%</div><div>14%</div><div></div></div></div>
3	AC	206	<div><div></div><div><div></div><div>10%</div><div>44%</div><div>42%</div><div>12%</div><div></div></div></div>

Continued on next page...

Continued from previous page...

Mol	Chain	Length	Quality of chain
3	CC	206	
4	AD	205	
4	CD	205	
5	AE	150	
5	CE	150	
6	AF	100	
6	CF	100	
7	AG	151	
8	AH	129	
8	CH	129	
9	AI	127	
9	CI	127	
10	AJ	98	
10	CJ	98	
11	AK	117	
11	CK	117	
12	AL	123	
12	CL	123	
13	AM	114	
14	AN	100	
14	CN	100	
15	AO	88	
15	CO	88	
16	AP	82	
17	AQ	80	




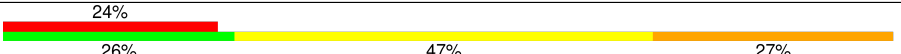










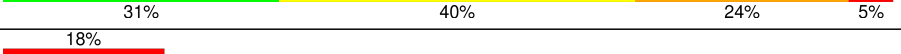
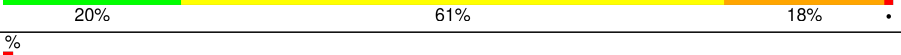

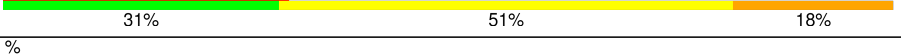
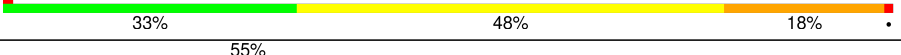



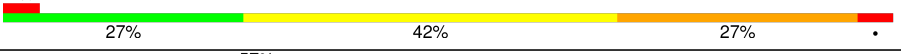
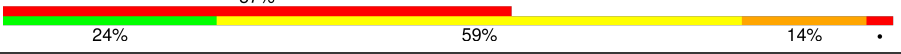

Continued on next page...

Continued from previous page...

Mol	Chain	Length	Quality of chain
17	CQ	80	
18	AR	55	
18	CR	55	
19	AS	79	
19	CS	79	
20	AT	85	
20	CT	85	
21	AU	51	
21	CU	51	
22	BA	2903	
22	DA	2903	
23	BB	118	
24	BC	271	
24	DC	271	
25	BD	209	
25	DD	209	
26	BE	201	
26	DE	201	
27	BF	177	
28	BG	176	
28	DG	176	
29	BH	149	
29	DH	149	
30	BI	141	
30	DI	141	

Continued on next page...

Continued from previous page...

Mol	Chain	Length	Quality of chain
31	BJ	142	
31	DJ	142	
32	BK	122	
32	DK	122	
33	BL	143	
33	DL	143	
34	BM	136	
34	DM	136	
35	BN	120	
35	DN	120	
36	BO	116	
36	DO	116	
37	BP	114	
37	DP	114	
38	BQ	117	
38	DQ	117	
39	BR	103	
39	DR	103	
40	BS	110	
40	DS	110	
41	BT	93	
41	DT	93	
42	BU	102	
42	DU	102	
43	BV	94	

Continued on next page...

Continued from previous page...

Mol	Chain	Length	Quality of chain
43	DV	94	
44	BW	79	
44	DW	79	
45	BX	77	
45	DX	77	
46	BY	63	
46	DY	63	
47	BZ	58	
47	DZ	58	
48	B0	56	
48	D0	56	
49	B1	50	
49	D1	50	
50	B2	46	
50	D2	46	
51	B3	64	
51	D3	64	
52	B4	38	
52	D4	38	
53	CA	1530	
54	CG	150	
55	CM	113	
56	CP	80	
57	DB	117	
58	DF	178	

The following table lists non-polymeric compounds, carbohydrate monomers and non-standard residues in protein, DNA, RNA chains that are outliers for geometric or electron-density-fit criteria:

Mol	Type	Chain	Res	Chirality	Geometry	Clashes	Electron density
59	MG	AA	1641	-	-	-	X
59	MG	BA	3013	-	-	-	X
59	MG	BA	3021	-	-	-	X
59	MG	BA	3040	-	-	-	X
59	MG	BA	3070	-	-	-	X
59	MG	BA	3081	-	-	-	X
59	MG	BA	3095	-	-	-	X
59	MG	BA	3099	-	-	-	X
59	MG	BA	3102	-	-	-	X
59	MG	BA	3105	-	-	-	X
59	MG	BA	3106	-	-	-	X
59	MG	BA	3122	-	-	-	X
59	MG	BA	3129	-	-	-	X
59	MG	BA	3134	-	-	-	X
59	MG	CA	1612	-	-	-	X
59	MG	CA	1618	-	-	-	X
59	MG	CA	1624	-	-	-	X
59	MG	CA	1627	-	-	-	X
59	MG	CA	1636	-	-	-	X
59	MG	CA	1639	-	-	-	X
59	MG	DA	3002	-	-	-	X
59	MG	DA	3069	-	-	-	X
59	MG	DA	3075	-	-	-	X
59	MG	DA	3079	-	-	-	X
59	MG	DA	3097	-	-	-	X
59	MG	DA	3100	-	-	-	X
59	MG	DA	3106	-	-	-	X
59	MG	DA	3108	-	-	-	X
59	MG	DA	3129	-	-	-	X
60	TEL	BA	3135	X	-	-	-

2 Entry composition

There are 62 unique types of molecules in this entry. The entry contains 284525 atoms, of which 0 are hydrogens and 0 are deuteriums.

In the tables below, the ZeroOcc column contains the number of atoms modelled with zero occupancy, the AltConf column contains the number of residues with at least one atom in alternate conformation and the Trace column contains the number of residues modelled with at most 2 atoms.

- Molecule 1 is a RNA chain called 16S rRNA.

Mol	Chain	Residues	Atoms					ZeroOcc	AltConf	Trace
1	AA	1533	Total	C	N	O	P	0	0	0
			32895	14671	6036	10655	1533			

- Molecule 2 is a protein called 30S ribosomal protein S2.

Mol	Chain	Residues	Atoms					ZeroOcc	AltConf	Trace
2	AB	218	Total	C	N	O	S	0	0	0
			1705	1081	305	312	7			
2	CB	218	Total	C	N	O	S	0	0	0
			1705	1081	305	312	7			

- Molecule 3 is a protein called 30S ribosomal protein S3.

Mol	Chain	Residues	Atoms					ZeroOcc	AltConf	Trace
3	AC	206	Total	C	N	O	S	0	0	0
			1625	1028	305	289	3			
3	CC	206	Total	C	N	O	S	0	0	0
			1625	1028	305	289	3			

- Molecule 4 is a protein called 30S ribosomal protein S4.

Mol	Chain	Residues	Atoms					ZeroOcc	AltConf	Trace
4	AD	205	Total	C	N	O	S	0	0	0
			1643	1026	315	298	4			
4	CD	205	Total	C	N	O	S	0	0	0
			1643	1026	315	298	4			

- Molecule 5 is a protein called 30S ribosomal protein S5.

Mol	Chain	Residues	Atoms					ZeroOcc	AltConf	Trace
5	AE	150	Total	C	N	O	S	0	0	0
			1106	687	211	202	6			

Continued on next page...

Continued from previous page...

Mol	Chain	Residues	Atoms					ZeroOcc	AltConf	Trace
5	CE	150	Total	C	N	O	S	0	0	0
			1106	687	211	202	6			

- Molecule 6 is a protein called 30S ribosomal protein S6.

Mol	Chain	Residues	Atoms					ZeroOcc	AltConf	Trace
6	AF	100	Total	C	N	O	S	0	0	0
			818	515	148	149	6			
6	CF	100	Total	C	N	O	S	0	0	0
			818	515	148	149	6			

- Molecule 7 is a protein called 30S ribosomal protein S7.

Mol	Chain	Residues	Atoms					ZeroOcc	AltConf	Trace
7	AG	151	Total	C	N	O	S	0	0	0
			1182	735	227	216	4			

- Molecule 8 is a protein called 30S ribosomal protein S8.

Mol	Chain	Residues	Atoms					ZeroOcc	AltConf	Trace
8	AH	129	Total	C	N	O	S	0	0	0
			979	616	173	184	6			
8	CH	129	Total	C	N	O	S	0	0	0
			979	616	173	184	6			

- Molecule 9 is a protein called 30S ribosomal protein S9.

Mol	Chain	Residues	Atoms					ZeroOcc	AltConf	Trace
9	AI	127	Total	C	N	O	S	0	0	0
			1022	634	206	179	3			
9	CI	127	Total	C	N	O	S	0	0	0
			1022	634	206	179	3			

- Molecule 10 is a protein called 30S ribosomal protein S10.

Mol	Chain	Residues	Atoms					ZeroOcc	AltConf	Trace
10	AJ	98	Total	C	N	O	S	0	0	0
			787	493	150	143	1			
10	CJ	98	Total	C	N	O	S	0	0	0
			787	493	150	143	1			

- Molecule 11 is a protein called 30S ribosomal protein S11.

Mol	Chain	Residues	Atoms					ZeroOcc	AltConf	Trace
11	AK	117	Total	C	N	O	S	0	0	0
			877	540	174	160	3			
11	CK	117	Total	C	N	O	S	0	0	0
			877	540	174	160	3			

- Molecule 12 is a protein called 30S ribosomal protein S12.

Mol	Chain	Residues	Atoms					ZeroOcc	AltConf	Trace
12	AL	123	Total	C	N	O	S	0	0	0
			955	590	196	165	4			
12	CL	123	Total	C	N	O	S	0	0	0
			955	590	196	165	4			

- Molecule 13 is a protein called 30S ribosomal protein S13.

Mol	Chain	Residues	Atoms					ZeroOcc	AltConf	Trace
13	AM	114	Total	C	N	O	S	0	0	0
			884	546	178	157	3			

- Molecule 14 is a protein called 30S ribosomal protein S14.

Mol	Chain	Residues	Atoms					ZeroOcc	AltConf	Trace
14	AN	96	Total	C	N	O	S	0	0	0
			774	483	160	128	3			
14	CN	95	Total	C	N	O	S	0	0	0
			769	480	159	127	3			

- Molecule 15 is a protein called 30S ribosomal protein S15.

Mol	Chain	Residues	Atoms					ZeroOcc	AltConf	Trace
15	AO	88	Total	C	N	O	S	0	0	0
			714	439	144	130	1			
15	CO	88	Total	C	N	O	S	0	0	0
			714	439	144	130	1			

- Molecule 16 is a protein called 30S ribosomal protein S16.

Mol	Chain	Residues	Atoms					ZeroOcc	AltConf	Trace
16	AP	82	Total	C	N	O	S	0	0	0
			649	406	128	114	1			

- Molecule 17 is a protein called 30S ribosomal protein S17.

Mol	Chain	Residues	Atoms					ZeroOcc	AltConf	Trace
17	AQ	80	Total	C	N	O	S	0	0	0
			649	411	121	114	3			
17	CQ	80	Total	C	N	O	S	0	0	0
			649	411	121	114	3			

- Molecule 18 is a protein called 30S ribosomal protein S18.

Mol	Chain	Residues	Atoms					ZeroOcc	AltConf	Trace
18	AR	55	Total	C	N	O	S	0	0	0
			456	288	86	82				
18	CR	55	Total	C	N	O	S	0	0	0
			456	288	86	82				

- Molecule 19 is a protein called 30S ribosomal protein S19.

Mol	Chain	Residues	Atoms					ZeroOcc	AltConf	Trace
19	AS	79	Total	C	N	O	S	0	0	0
			638	408	120	108	2			
19	CS	79	Total	C	N	O	S	0	0	0
			638	408	120	108	2			

- Molecule 20 is a protein called 30S ribosomal protein S20.

Mol	Chain	Residues	Atoms					ZeroOcc	AltConf	Trace
20	AT	85	Total	C	N	O	S	0	0	0
			665	411	137	114	3			
20	CT	85	Total	C	N	O	S	0	0	0
			665	411	137	114	3			

- Molecule 21 is a protein called 30S ribosomal protein S21.

Mol	Chain	Residues	Atoms					ZeroOcc	AltConf	Trace
21	AU	51	Total	C	N	O	S	0	0	0
			426	265	86	74	1			
21	CU	51	Total	C	N	O	S	0	0	0
			426	265	86	74	1			

- Molecule 22 is a RNA chain called 23S rRNA.

Mol	Chain	Residues	Atoms					ZeroOcc	AltConf	Trace
22	BA	2854	Total	C	N	O	P	0	0	0
			61274	27334	11279	19807	2854			

Continued on next page...

Continued from previous page...

Mol	Chain	Residues	Atoms					ZeroOcc	AltConf	Trace
22	DA	2841	Total	C	N	O	P	0	0	0
			60995	27210	11229	19715	2841			

- Molecule 23 is a RNA chain called 5S rRNA.

Mol	Chain	Residues	Atoms					ZeroOcc	AltConf	Trace
23	BB	118	Total	C	N	O	P	0	0	0
			2529	1126	464	821	118			

- Molecule 24 is a protein called 50S ribosomal protein L2.

Mol	Chain	Residues	Atoms					ZeroOcc	AltConf	Trace
24	BC	271	Total	C	N	O	S	0	0	0
			2083	1288	423	365	7			
24	DC	271	Total	C	N	O	S	0	0	0
			2083	1288	423	365	7			

- Molecule 25 is a protein called 50S ribosomal protein L3.

Mol	Chain	Residues	Atoms					ZeroOcc	AltConf	Trace
25	BD	209	Total	C	N	O	S	0	0	0
			1565	979	288	294	4			
25	DD	209	Total	C	N	O	S	0	0	0
			1565	979	288	294	4			

- Molecule 26 is a protein called 50S ribosomal protein L4.

Mol	Chain	Residues	Atoms					ZeroOcc	AltConf	Trace
26	BE	201	Total	C	N	O	S	0	0	0
			1552	974	283	290	5			
26	DE	201	Total	C	N	O	S	0	0	0
			1552	974	283	290	5			

- Molecule 27 is a protein called 50S ribosomal protein L5.

Mol	Chain	Residues	Atoms					ZeroOcc	AltConf	Trace
27	BF	177	Total	C	N	O	S	0	0	0
			1411	899	249	257	6			

- Molecule 28 is a protein called 50S ribosomal protein L6.

Mol	Chain	Residues	Atoms					ZeroOcc	AltConf	Trace
28	BG	176	Total	C	N	O	S	0	0	0
			1323	832	243	246	2			
28	DG	176	Total	C	N	O	S	0	0	0
			1323	832	243	246	2			

- Molecule 29 is a protein called 50S ribosomal protein L9.

Mol	Chain	Residues	Atoms					ZeroOcc	AltConf	Trace
29	BH	149	Total	C	N	O	S	0	0	0
			1111	699	197	214	1			
29	DH	149	Total	C	N	O	S	0	0	0
			1111	699	197	214	1			

- Molecule 30 is a protein called 50S ribosomal protein L11.

Mol	Chain	Residues	Atoms					ZeroOcc	AltConf	Trace
30	BI	141	Total	C	N	O	S	0	0	0
			1032	651	179	196	6			
30	DI	141	Total	C	N	O	S	0	0	0
			1032	651	179	196	6			

- Molecule 31 is a protein called 50S ribosomal protein L13.

Mol	Chain	Residues	Atoms					ZeroOcc	AltConf	Trace
31	BJ	142	Total	C	N	O	S	0	0	0
			1129	714	212	199	4			
31	DJ	142	Total	C	N	O	S	0	0	0
			1129	714	212	199	4			

- Molecule 32 is a protein called 50S ribosomal protein L14.

Mol	Chain	Residues	Atoms					ZeroOcc	AltConf	Trace
32	BK	122	Total	C	N	O	S	0	0	0
			939	587	180	166	6			
32	DK	122	Total	C	N	O	S	0	0	0
			939	587	180	166	6			

- Molecule 33 is a protein called 50S ribosomal protein L15.

Mol	Chain	Residues	Atoms					ZeroOcc	AltConf	Trace
33	BL	143	Total	C	N	O	S	0	0	0
			1045	649	206	189	1			

Continued on next page...

Continued from previous page...

Mol	Chain	Residues	Atoms					ZeroOcc	AltConf	Trace
33	DL	143	Total	C	N	O	S	0	0	0
			1045	649	206	189	1			

- Molecule 34 is a protein called 50S ribosomal protein L16.

Mol	Chain	Residues	Atoms					ZeroOcc	AltConf	Trace
34	BM	136	Total	C	N	O	S	0	0	0
			1074	686	205	177	6			
34	DM	136	Total	C	N	O	S	0	0	0
			1074	686	205	177	6			

- Molecule 35 is a protein called 50S ribosomal protein L17.

Mol	Chain	Residues	Atoms					ZeroOcc	AltConf	Trace
35	BN	120	Total	C	N	O	S	0	0	0
			961	593	196	167	5			
35	DN	120	Total	C	N	O	S	0	0	0
			961	593	196	167	5			

- Molecule 36 is a protein called 50S ribosomal protein L18.

Mol	Chain	Residues	Atoms				ZeroOcc	AltConf	Trace
36	BO	116	Total	C	N	O	0	0	0
			892	552	178	162			
36	DO	116	Total	C	N	O	0	0	0
			892	552	178	162			

- Molecule 37 is a protein called 50S ribosomal protein L19.

Mol	Chain	Residues	Atoms					ZeroOcc	AltConf	Trace
37	BP	114	Total	C	N	O	S	0	0	0
			917	574	179	163	1			
37	DP	114	Total	C	N	O	S	0	0	0
			917	574	179	163	1			

- Molecule 38 is a protein called 50S ribosomal protein L20.

Mol	Chain	Residues	Atoms				ZeroOcc	AltConf	Trace
38	BQ	117	Total	C	N	O	0	0	0
			947	604	192	151			
38	DQ	117	Total	C	N	O	0	0	0
			947	604	192	151			

- Molecule 39 is a protein called 50S ribosomal protein L21.

Mol	Chain	Residues	Atoms					ZeroOcc	AltConf	Trace
39	BR	103	Total	C	N	O	S	0	0	0
			816	516	153	145	2			
39	DR	103	Total	C	N	O	S	0	0	0
			816	516	153	145	2			

- Molecule 40 is a protein called 50S ribosomal protein L22.

Mol	Chain	Residues	Atoms					ZeroOcc	AltConf	Trace
40	BS	110	Total	C	N	O	S	0	0	0
			857	532	166	156	3			
40	DS	110	Total	C	N	O	S	0	0	0
			857	532	166	156	3			

- Molecule 41 is a protein called 50S ribosomal protein L23.

Mol	Chain	Residues	Atoms					ZeroOcc	AltConf	Trace
41	BT	93	Total	C	N	O	S	0	0	0
			739	466	139	132	2			
41	DT	93	Total	C	N	O	S	0	0	0
			739	466	139	132	2			

- Molecule 42 is a protein called 50S ribosomal protein L24.

Mol	Chain	Residues	Atoms				ZeroOcc	AltConf	Trace
42	BU	102	Total	C	N	O	0	0	0
			780	492	146	142			
42	DU	102	Total	C	N	O	0	0	0
			780	492	146	142			

- Molecule 43 is a protein called 50S ribosomal protein L25.

Mol	Chain	Residues	Atoms					ZeroOcc	AltConf	Trace
43	BV	94	Total	C	N	O	S	0	0	0
			753	479	137	134	3			
43	DV	94	Total	C	N	O	S	0	0	0
			753	479	137	134	3			

- Molecule 44 is a protein called 50S ribosomal protein L27.

Mol	Chain	Residues	Atoms					ZeroOcc	AltConf	Trace
44	BW	79	Total	C	N	O	S	0	0	0
			596	367	120	108	1			
44	DW	79	Total	C	N	O	S	0	0	0
			596	367	120	108	1			

- Molecule 45 is a protein called 50S ribosomal protein L28.

Mol	Chain	Residues	Atoms					ZeroOcc	AltConf	Trace
45	BX	77	Total	C	N	O	S	0	0	0
			625	388	129	106	2			
45	DX	77	Total	C	N	O	S	0	0	0
			625	388	129	106	2			

- Molecule 46 is a protein called 50S ribosomal protein L29.

Mol	Chain	Residues	Atoms					ZeroOcc	AltConf	Trace
46	BY	63	Total	C	N	O	S	0	0	0
			509	313	99	95	2			
46	DY	63	Total	C	N	O	S	0	0	0
			509	313	99	95	2			

- Molecule 47 is a protein called 50S ribosomal protein L30.

Mol	Chain	Residues	Atoms					ZeroOcc	AltConf	Trace
47	BZ	58	Total	C	N	O	S	0	0	0
			449	281	87	79	2			
47	DZ	58	Total	C	N	O	S	0	0	0
			449	281	87	79	2			

- Molecule 48 is a protein called 50S ribosomal protein L32.

Mol	Chain	Residues	Atoms					ZeroOcc	AltConf	Trace
48	B0	56	Total	C	N	O	S	0	0	0
			444	269	94	80	1			
48	D0	56	Total	C	N	O	S	0	0	0
			444	269	94	80	1			

- Molecule 49 is a protein called 50S ribosomal protein L33.

Mol	Chain	Residues	Atoms				ZeroOcc	AltConf	Trace
49	B1	50	Total	C	N	O	0	0	0
			410	263	75	72			

Continued on next page...

Continued from previous page...

Mol	Chain	Residues	Atoms				ZeroOcc	AltConf	Trace
49	D1	50	Total	C	N	O	0	0	0
			410	263	75	72			

- Molecule 50 is a protein called 50S ribosomal protein L34.

Mol	Chain	Residues	Atoms					ZeroOcc	AltConf	Trace
50	B2	46	Total	C	N	O	S	0	0	0
			377	228	90	57	2			
50	D2	46	Total	C	N	O	S	0	0	0
			377	228	90	57	2			

- Molecule 51 is a protein called 50S ribosomal protein L35.

Mol	Chain	Residues	Atoms					ZeroOcc	AltConf	Trace
51	B3	64	Total	C	N	O	S	0	0	0
			504	323	105	74	2			
51	D3	64	Total	C	N	O	S	0	0	0
			504	323	105	74	2			

- Molecule 52 is a protein called 50S ribosomal protein L36.

Mol	Chain	Residues	Atoms					ZeroOcc	AltConf	Trace
52	B4	38	Total	C	N	O	S	0	0	0
			302	185	65	48	4			
52	D4	38	Total	C	N	O	S	0	0	0
			302	185	65	48	4			

- Molecule 53 is a RNA chain called 16S rRNA.

Mol	Chain	Residues	Atoms					ZeroOcc	AltConf	Trace
53	CA	1530	Total	C	N	O	P	0	0	0
			32831	14642	6024	10635	1530			

- Molecule 54 is a protein called 30S ribosomal protein S7.

Mol	Chain	Residues	Atoms					ZeroOcc	AltConf	Trace
54	CG	150	Total	C	N	O	S	0	0	0
			1175	730	226	215	4			

- Molecule 55 is a protein called 30S ribosomal protein S13.

Mol	Chain	Residues	Atoms					ZeroOcc	AltConf	Trace
55	CM	113	Total	C	N	O	S	0	0	0
			877	541	177	156	3			

- Molecule 56 is a protein called 30S ribosomal protein S16.

Mol	Chain	Residues	Atoms					ZeroOcc	AltConf	Trace
56	CP	80	Total	C	N	O	S	0	0	0
			639	400	126	112	1			

- Molecule 57 is a RNA chain called 5S rRNA.

Mol	Chain	Residues	Atoms					ZeroOcc	AltConf	Trace
57	DB	117	Total	C	N	O	P	0	0	0
			2507	1116	459	815	117			

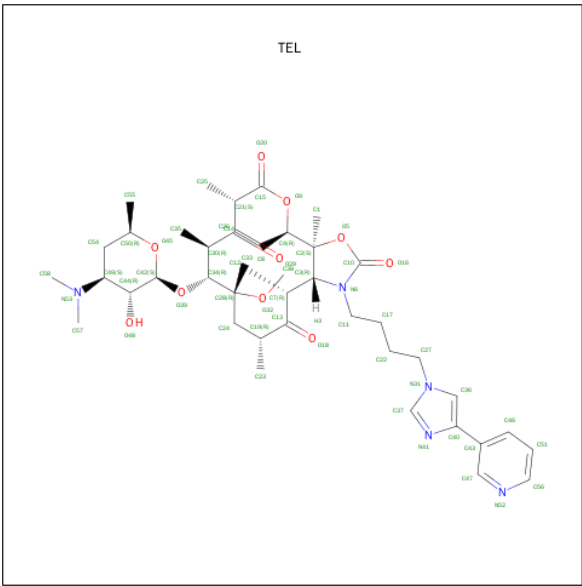
- Molecule 58 is a protein called 50S ribosomal protein L5.

Mol	Chain	Residues	Atoms					ZeroOcc	AltConf	Trace
58	DF	178	Total	C	N	O	S	0	0	0
			1420	905	251	258	6			

- Molecule 59 is MAGNESIUM ION (three-letter code: MG) (formula: Mg).

Mol	Chain	Residues	Atoms		ZeroOcc	AltConf
59	BB	4	Total	Mg	0	0
			4	4		
59	BA	134	Total	Mg	0	0
			134	134		
59	CA	41	Total	Mg	0	0
			41	41		
59	DJ	1	Total	Mg	0	0
			1	1		
59	AA	43	Total	Mg	0	0
			43	43		
59	DA	133	Total	Mg	0	0
			133	133		
59	CE	1	Total	Mg	0	0
			1	1		
59	DC	2	Total	Mg	0	0
			2	2		
59	DB	1	Total	Mg	0	0
			1	1		

- Molecule 60 is TELITHROMYCIN (three-letter code: TEL) (formula: C₄₃H₆₅N₅O₁₀).



Mol	Chain	Residues	Atoms				ZeroOcc	AltConf
60	BA	1	Total	C	N	O	0	0
			58	43	5	10		

- Molecule 61 is ZINC ION (three-letter code: ZN) (formula: Zn).

Mol	Chain	Residues	Atoms		ZeroOcc	AltConf
61	B4	1	Total	Zn	0	0
			1	1		
61	D4	1	Total	Zn	0	0
			1	1		

- Molecule 62 is water.

Mol	Chain	Residues	Atoms		ZeroOcc	AltConf
62	AA	198	Total	O	0	0
			198	198		
62	AL	1	Total	O	0	0
			1	1		
62	AN	6	Total	O	0	0
			6	6		
62	AT	2	Total	O	0	0
			2	2		
62	AU	1	Total	O	0	0
			1	1		
62	BA	598	Total	O	0	0
			598	598		

Continued on next page...

Continued from previous page...

Mol	Chain	Residues	Atoms		ZeroOcc	AltConf
62	BB	20	Total 20	O 20	0	0
62	BC	10	Total 10	O 10	0	0
62	BD	2	Total 2	O 2	0	0
62	BE	1	Total 1	O 1	0	0
62	BL	2	Total 2	O 2	0	0
62	BN	3	Total 3	O 3	0	0
62	BQ	1	Total 1	O 1	0	0
62	BR	1	Total 1	O 1	0	0
62	BT	1	Total 1	O 1	0	0
62	B2	1	Total 1	O 1	0	0
62	B3	3	Total 3	O 3	0	0
62	B4	1	Total 1	O 1	0	0
62	CA	192	Total 192	O 192	0	0
62	CE	5	Total 5	O 5	0	0
62	CI	1	Total 1	O 1	0	0
62	CL	1	Total 1	O 1	0	0
62	CN	3	Total 3	O 3	0	0
62	CT	3	Total 3	O 3	0	0
62	CU	2	Total 2	O 2	0	0
62	DA	595	Total 595	O 595	0	0
62	DB	4	Total 4	O 4	0	0

Continued on next page...


Continued from previous page...

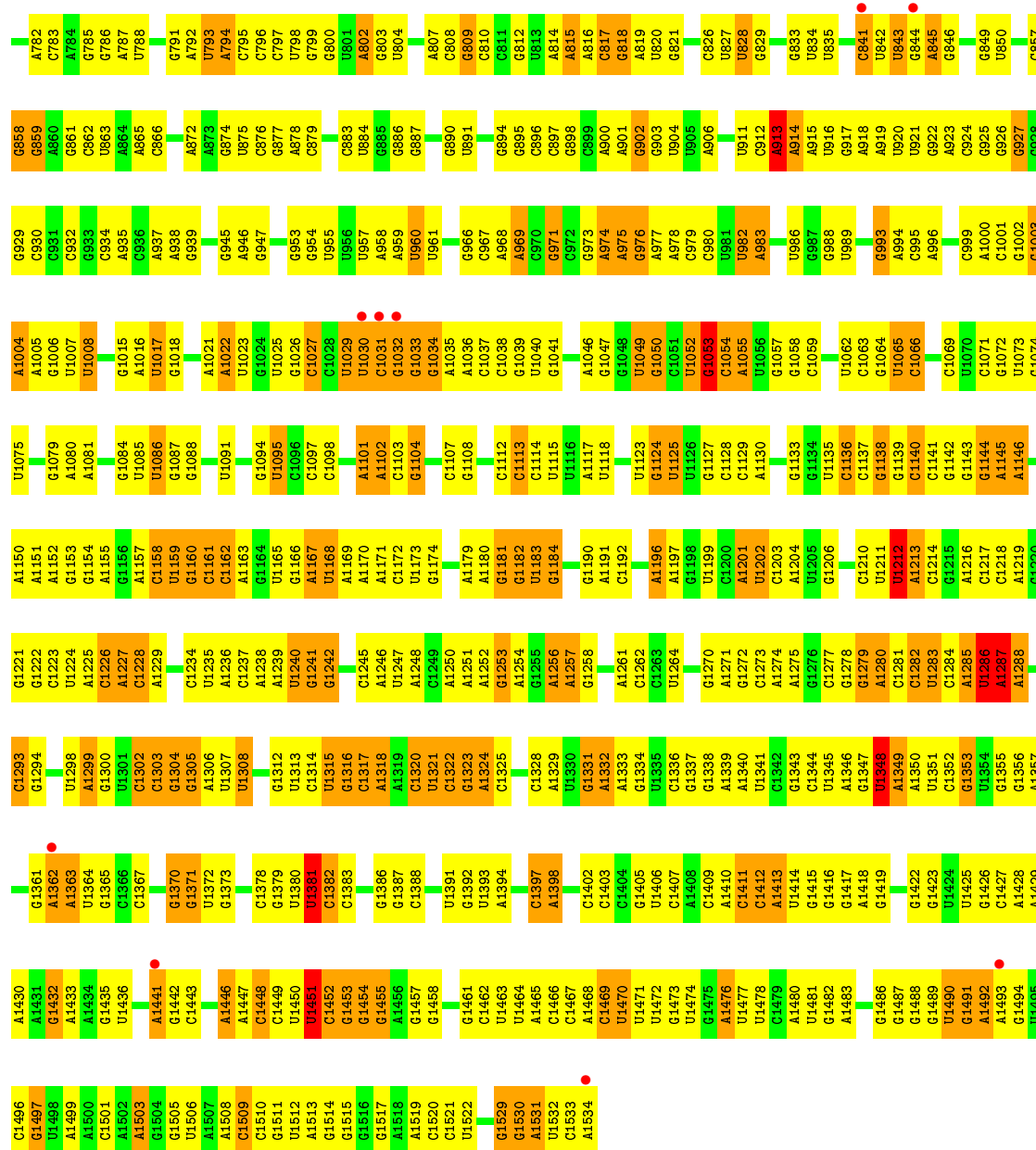
Mol	Chain	Residues	Atoms		ZeroOcc	AltConf
62	DC	13	Total 13	O 13	0	0
62	DD	3	Total 3	O 3	0	0
62	DE	3	Total 3	O 3	0	0
62	DJ	6	Total 6	O 6	0	0
62	DL	6	Total 6	O 6	0	0
62	DN	2	Total 2	O 2	0	0
62	DT	3	Total 3	O 3	0	0
62	DU	2	Total 2	O 2	0	0
62	DV	1	Total 1	O 1	0	0
62	D2	1	Total 1	O 1	0	0
62	D3	1	Total 1	O 1	0	0
62	D4	3	Total 3	O 3	0	0

3 Residue-property plots

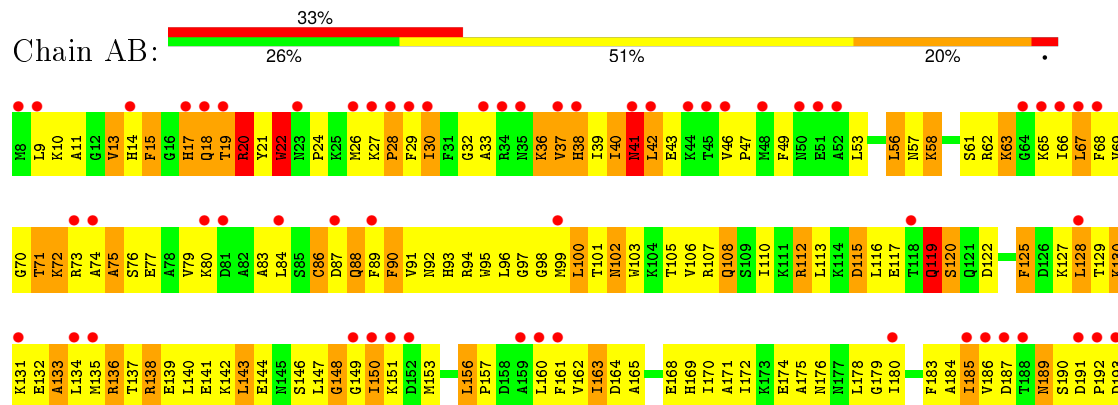
These plots are drawn for all protein, RNA and DNA chains in the entry. The first graphic for a chain summarises the proportions of errors displayed in the second graphic. The second graphic shows the sequence view annotated by issues in geometry and electron density. Residues are color-coded according to the number of geometric quality criteria for which they contain at least one outlier: green = 0, yellow = 1, orange = 2 and red = 3 or more. A red dot above a residue indicates a poor fit to the electron density ($RSRZ > 2$). Stretches of 2 or more consecutive residues without any outlier are shown as a green connector. Residues present in the sample, but not in the model, are shown in grey.


• Molecule 1: 16S rRNA



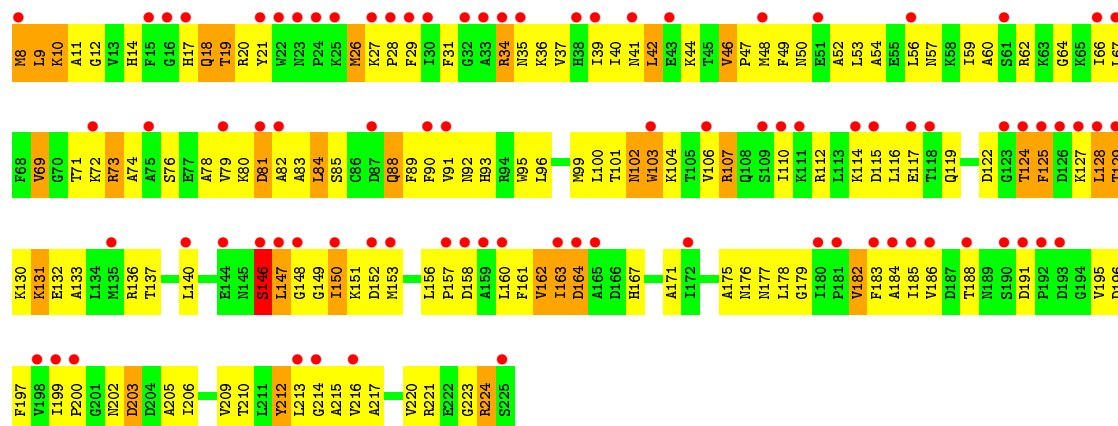


• Molecule 2: 30S ribosomal protein S2

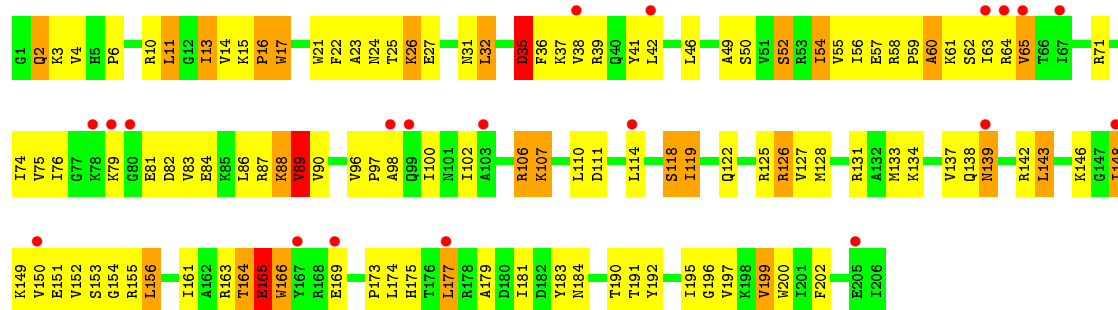




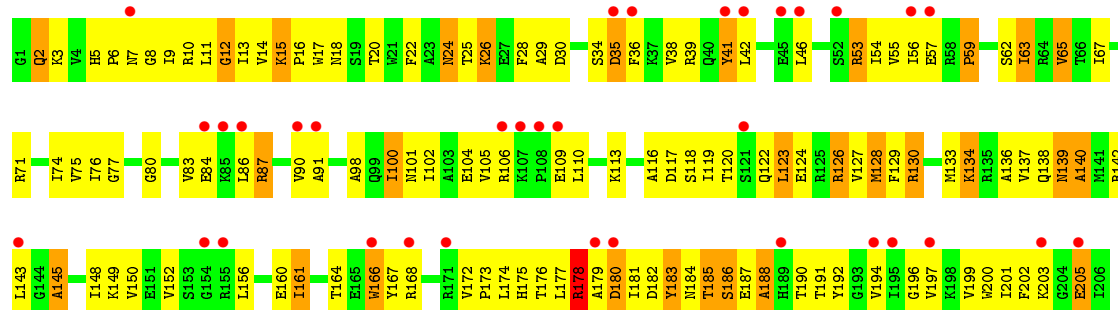
• Molecule 2: 30S ribosomal protein S2



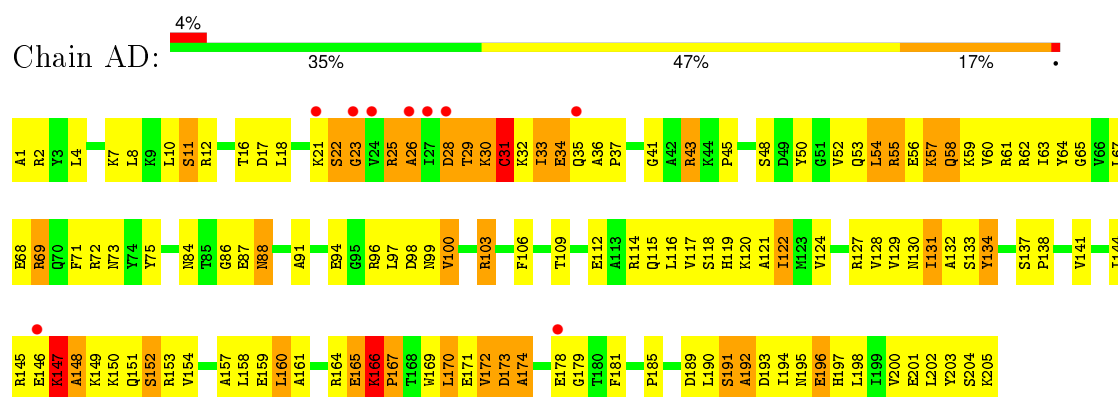
• Molecule 3: 30S ribosomal protein S3



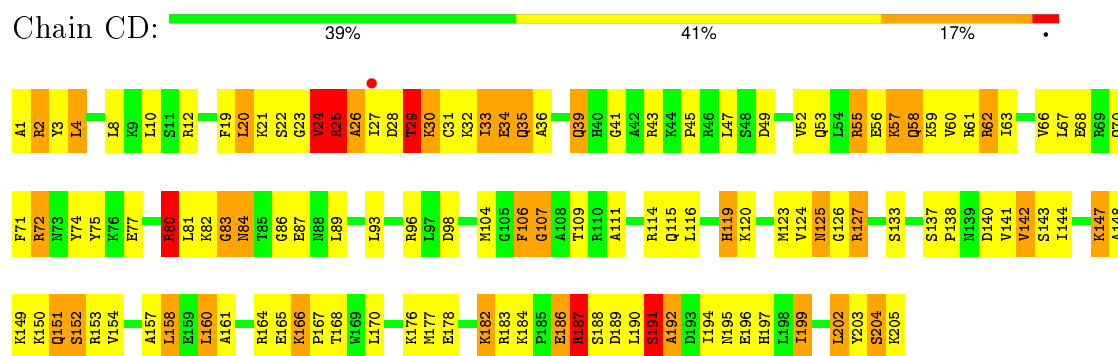
• Molecule 3: 30S ribosomal protein S3



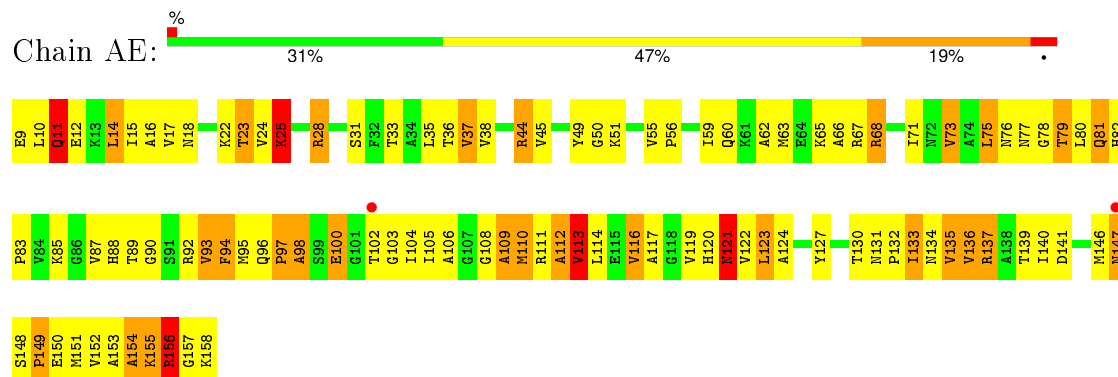
• Molecule 4: 30S ribosomal protein S4



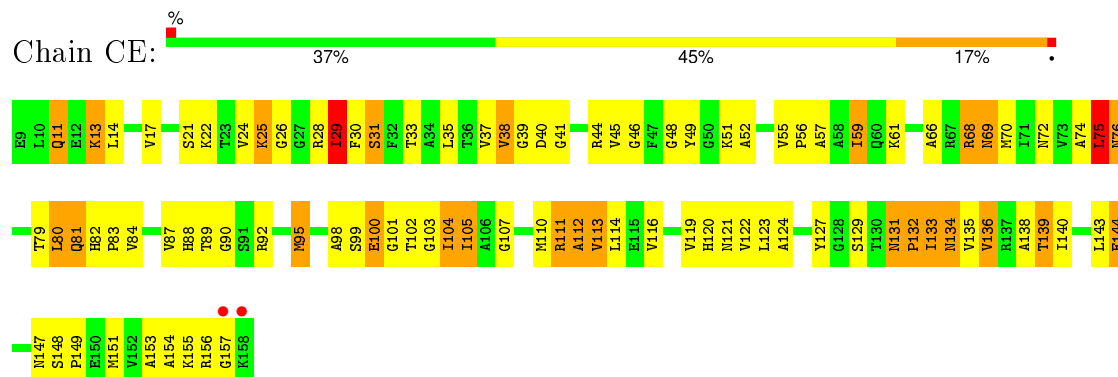
- Molecule 4: 30S ribosomal protein S4



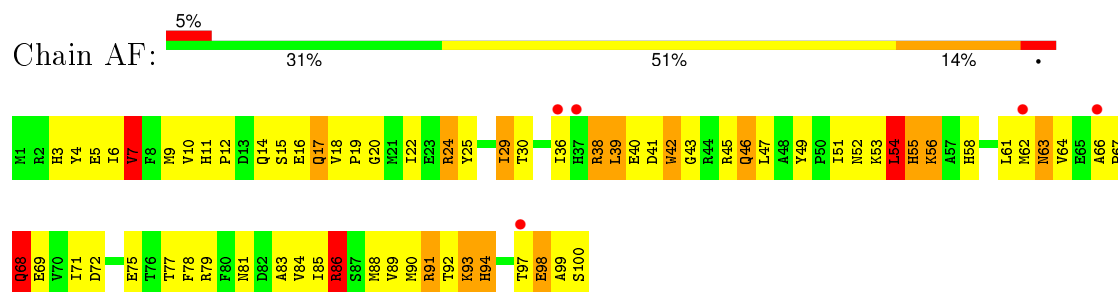
- Molecule 5: 30S ribosomal protein S5



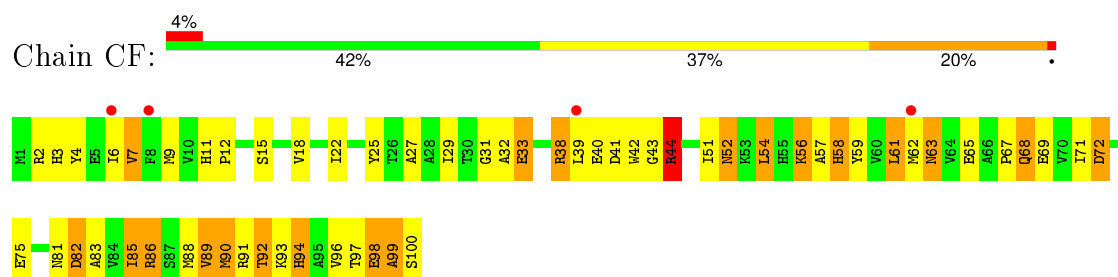
- Molecule 5: 30S ribosomal protein S5



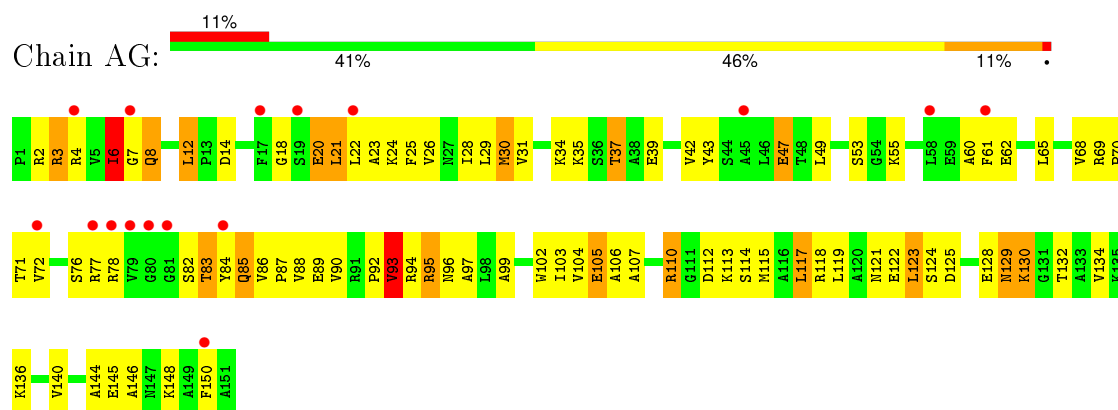
- Molecule 6: 30S ribosomal protein S6



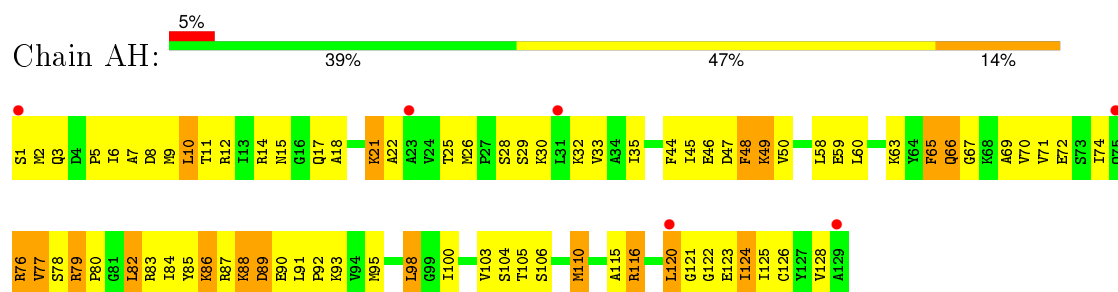
- Molecule 6: 30S ribosomal protein S6



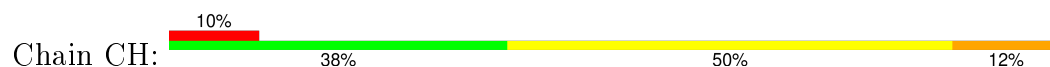
- Molecule 7: 30S ribosomal protein S7

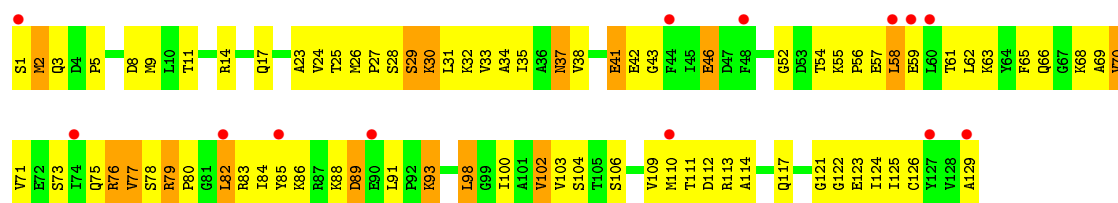


- Molecule 8: 30S ribosomal protein S8

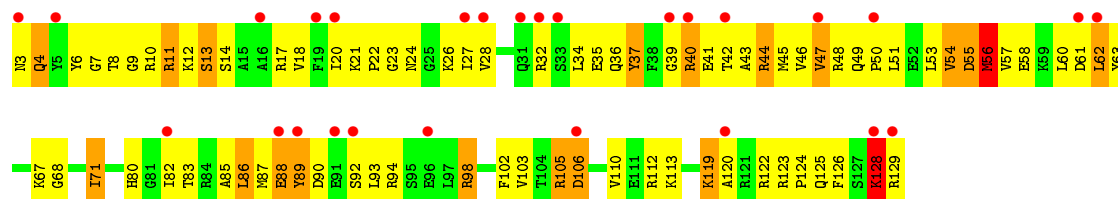


- Molecule 8: 30S ribosomal protein S8

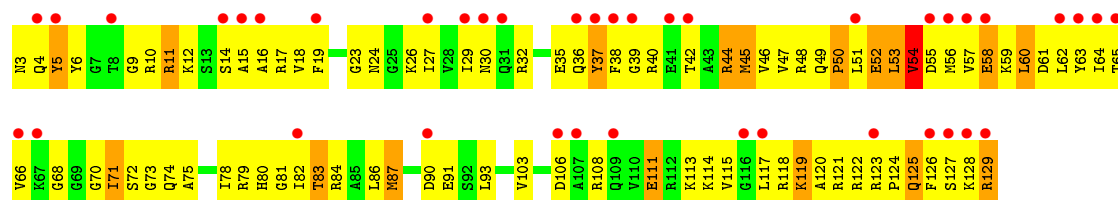




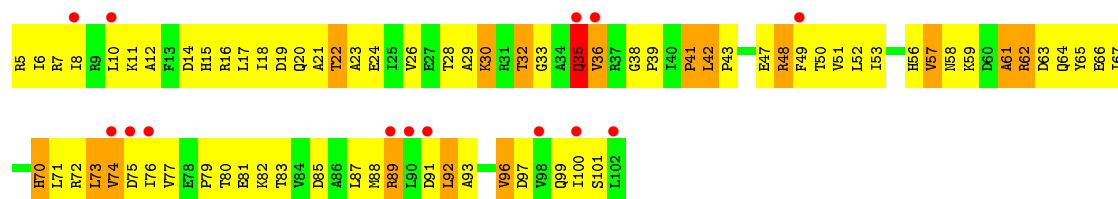
• Molecule 9: 30S ribosomal protein S9



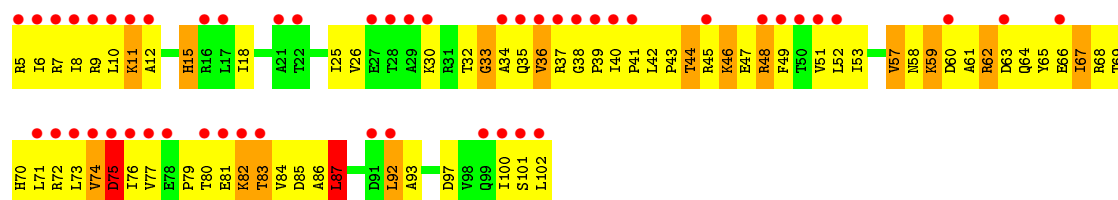
• Molecule 9: 30S ribosomal protein S9



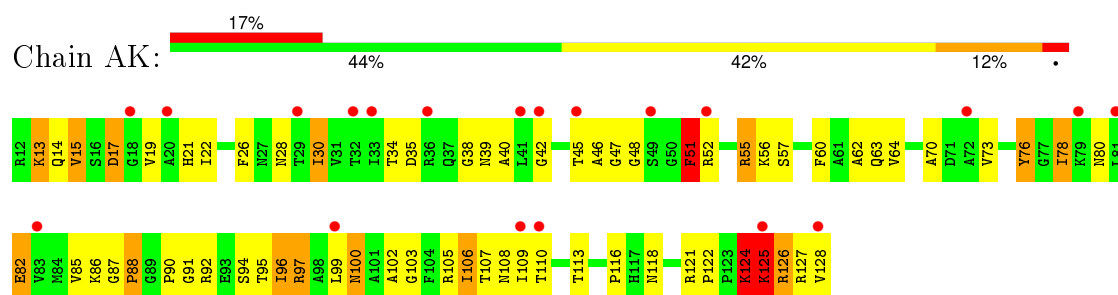
• Molecule 10: 30S ribosomal protein S10



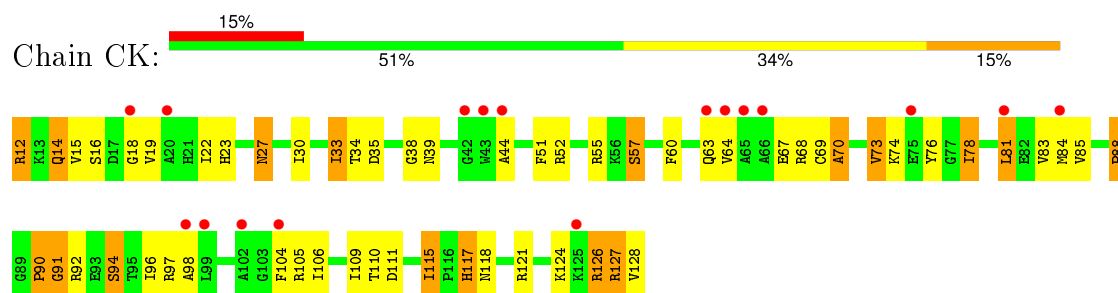
• Molecule 10: 30S ribosomal protein S10



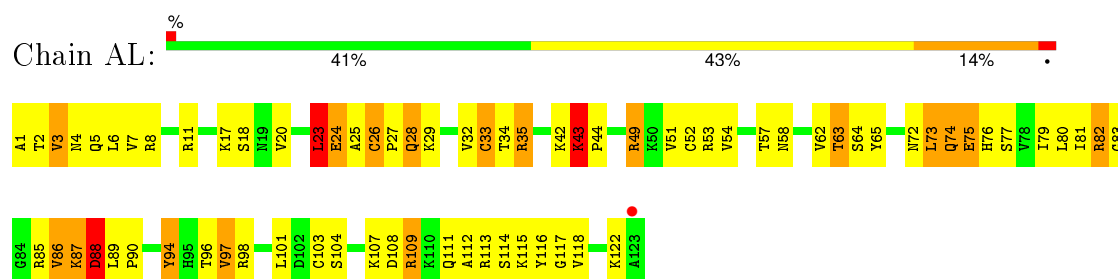
• Molecule 11: 30S ribosomal protein S11



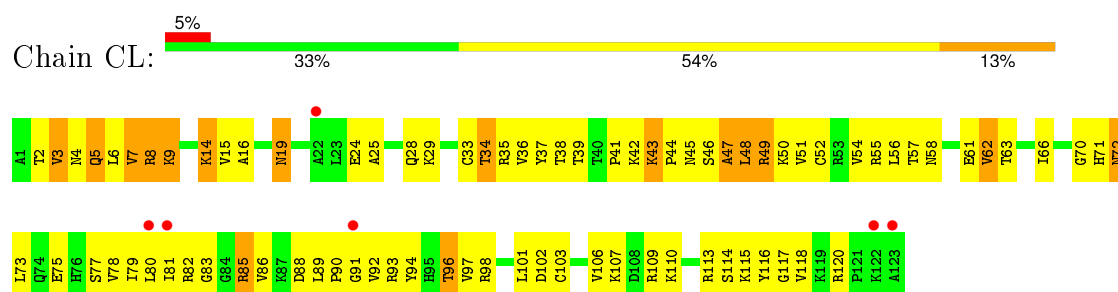
- Molecule 11: 30S ribosomal protein S11



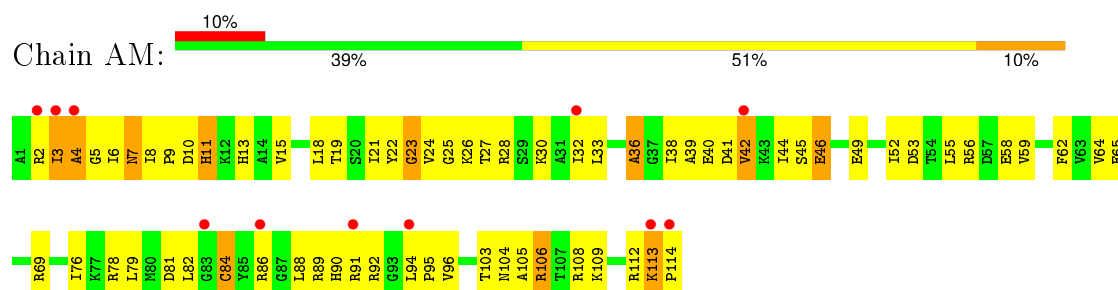
- Molecule 12: 30S ribosomal protein S12



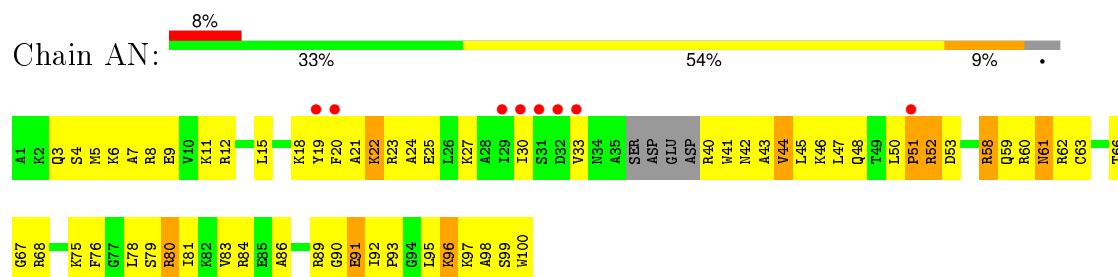
- Molecule 12: 30S ribosomal protein S12



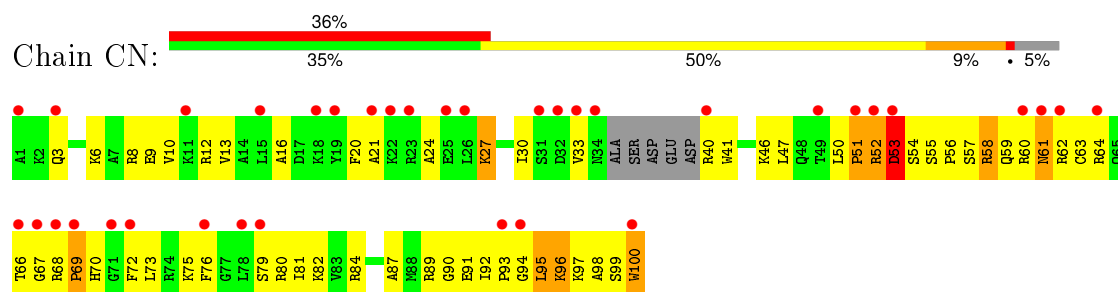
- Molecule 13: 30S ribosomal protein S13



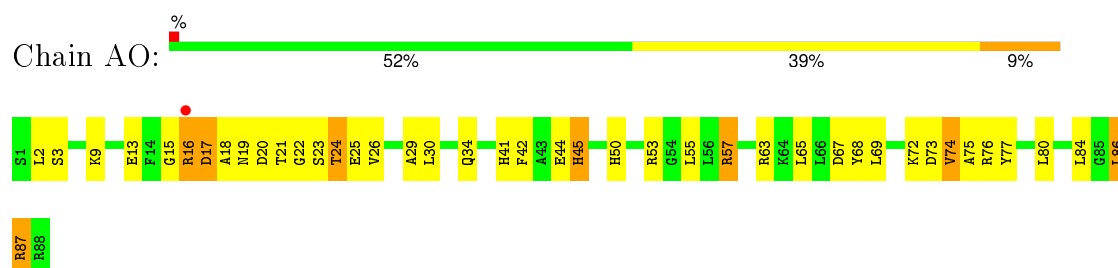
- Molecule 14: 30S ribosomal protein S14



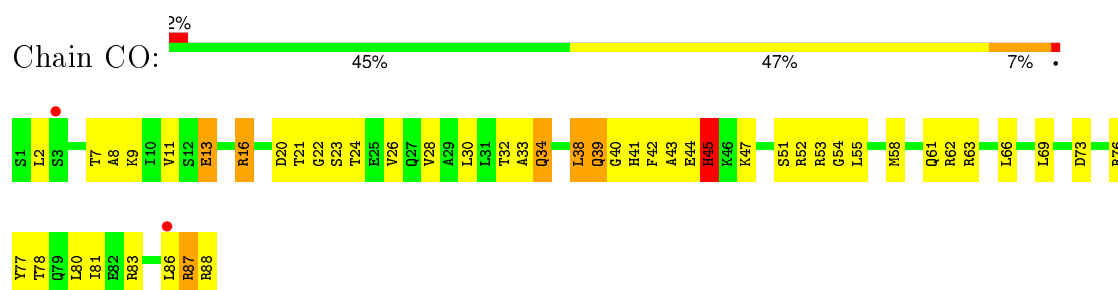
- Molecule 14: 30S ribosomal protein S14



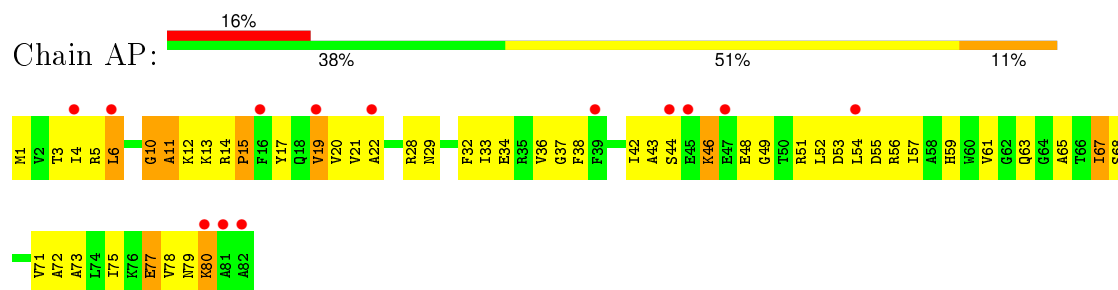
- Molecule 15: 30S ribosomal protein S15



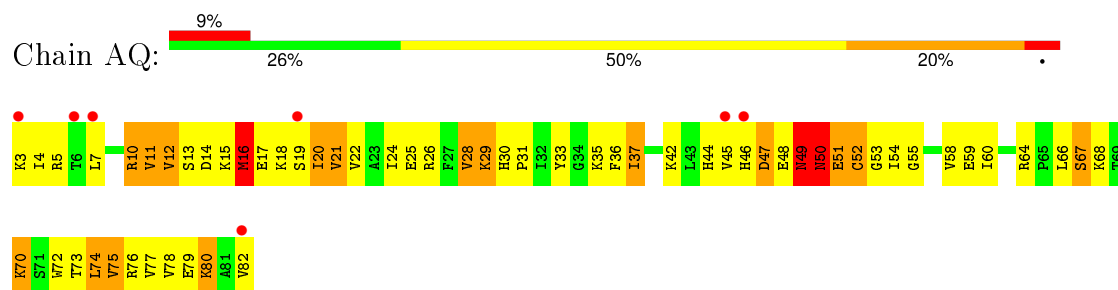
- Molecule 15: 30S ribosomal protein S15



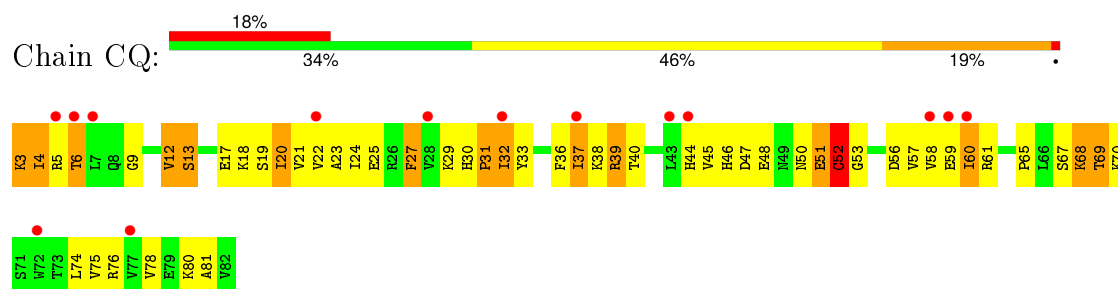
- Molecule 16: 30S ribosomal protein S16



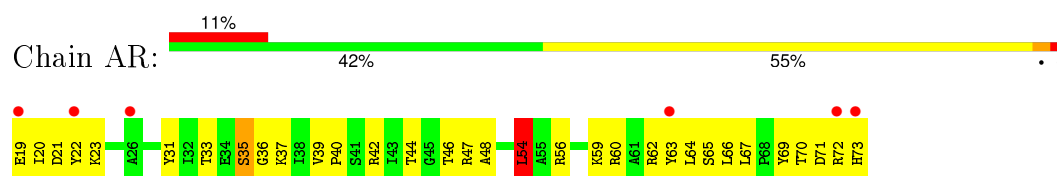
- Molecule 17: 30S ribosomal protein S17



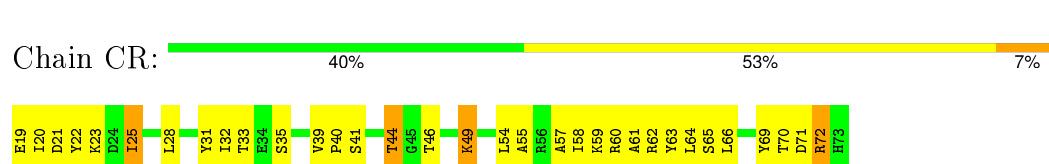
- Molecule 17: 30S ribosomal protein S17



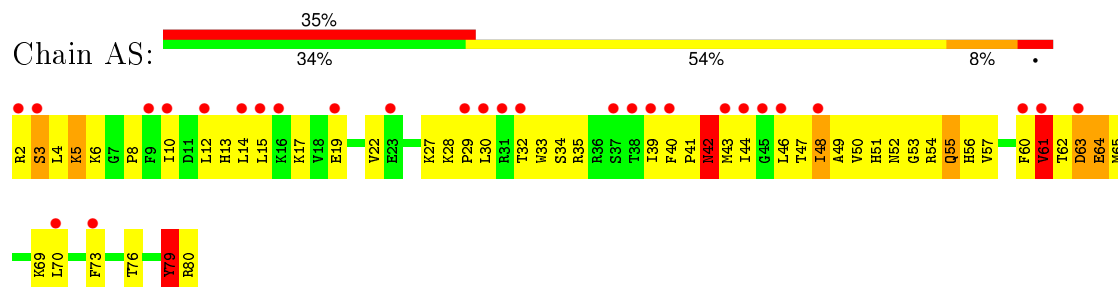
- Molecule 18: 30S ribosomal protein S18



- Molecule 18: 30S ribosomal protein S18

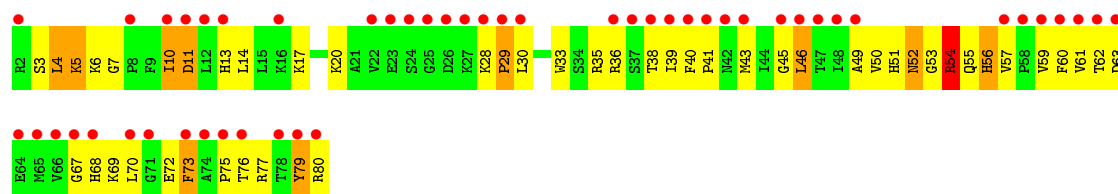


- Molecule 19: 30S ribosomal protein S19

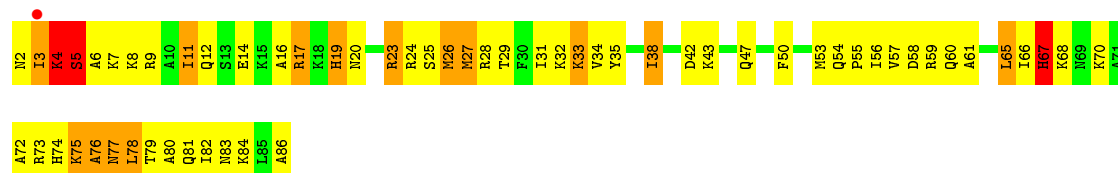


- Molecule 19: 30S ribosomal protein S19

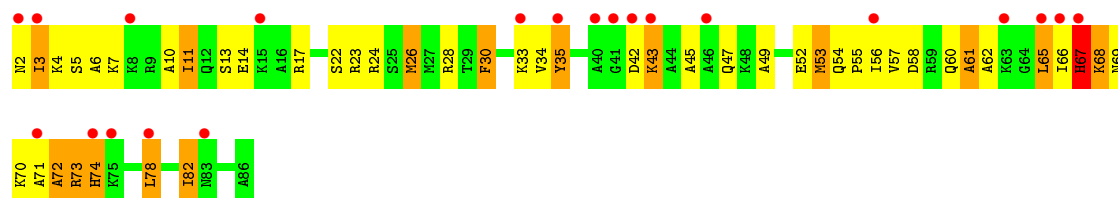




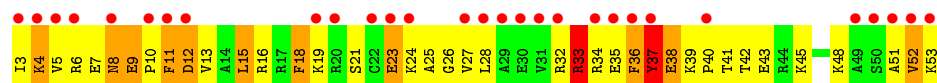
- Molecule 20: 30S ribosomal protein S20




- Molecule 20: 30S ribosomal protein S20



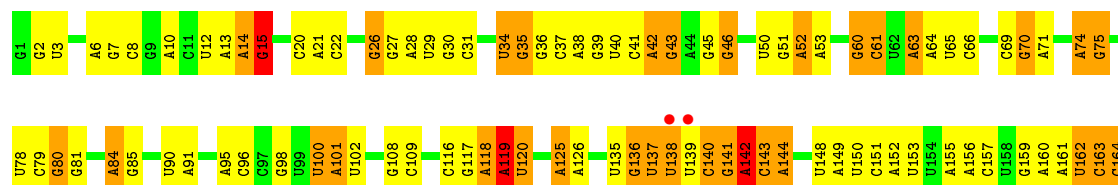
- Molecule 21: 30S ribosomal protein S21



- Molecule 21: 30S ribosomal protein S21



- Molecule 22: 23S rRNA



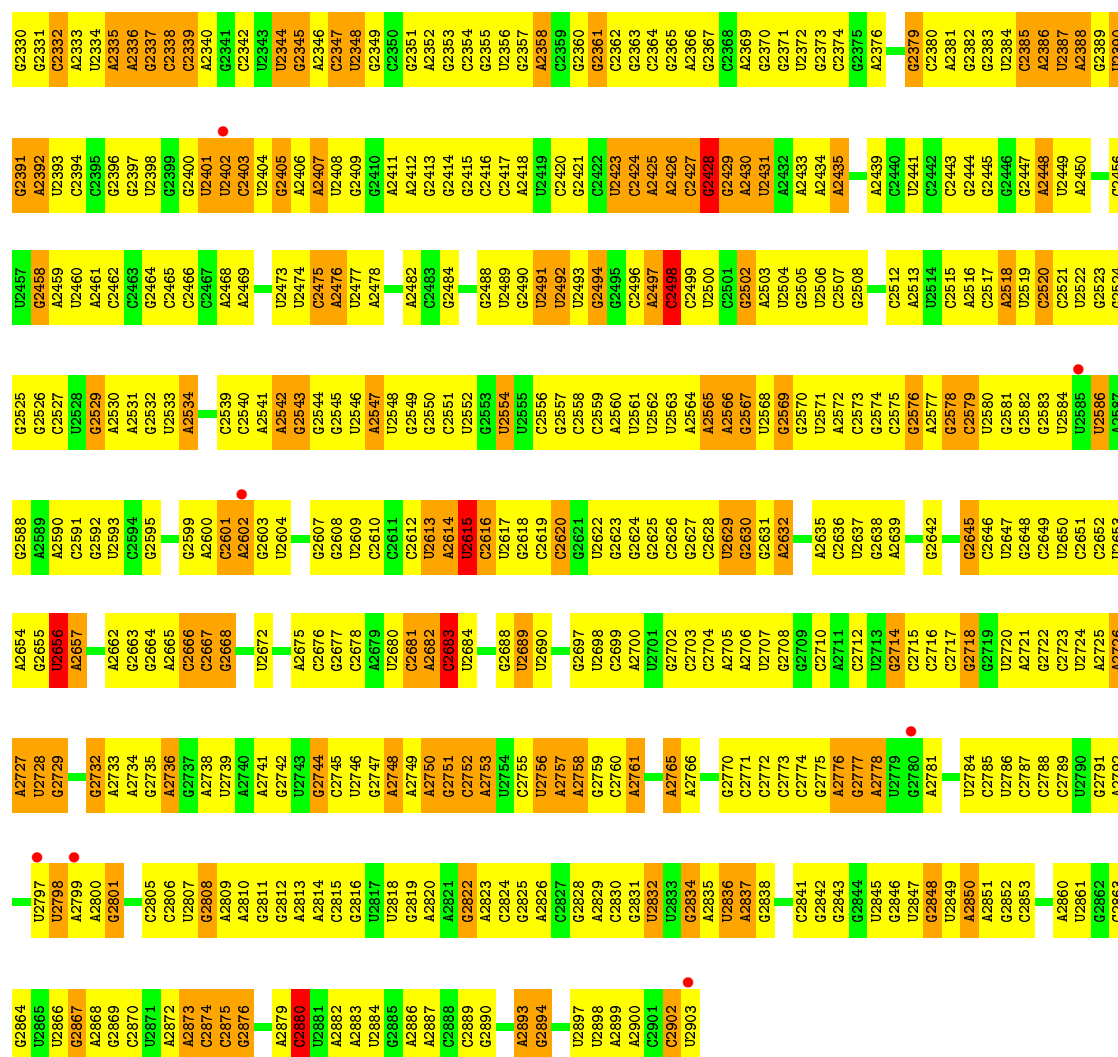




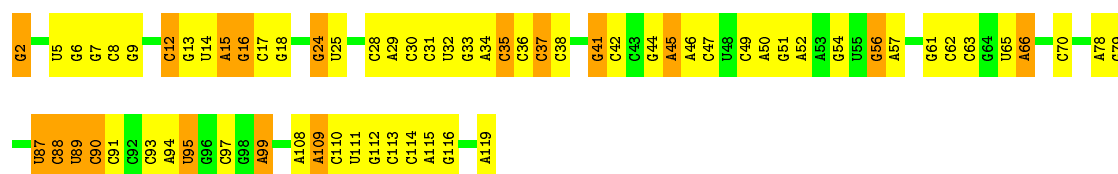


G1337	A1274	C1208	U1141	U1078	U1012	C948	G	G518	A756	U688	G625	C565	U499	U434
G1338	A1275	U1209	A1142	C1079	C1013	G949	G	A819	G757	C691	A625	U566	U500	C435
G1339	A1276	C1210	A1143	A1080	U1014	G950	U	A920	C758	C692	A627	U567	G500	C436
U1340	G1277	C1211	A1144	U1081	U1015	C951	G	A821	C693	C692	A628	U568	A501	U437
G1341	G1278	C1212	C1147	U1082	G1016	G952	C	G822	U762	C695	G629	U569	A503	G438
G1342	G1279	A1213	A1147	U1083	U1019	G953	A	A825	G763	C696	A631	G570	A504	
G1343	G1280		U1148	A1084	U1020	G954	U	U826	A764		A632	U571	A505	G442
U1344	G1281	G1218	G1149	A1085	A1021	G955	C	U827	C765		A633	A572	G506	G443
G1345	U1282			A1086	A1022	G956	C	U828	U766	A699	A634	U573	A507	C444
G1346	G1283	U1222	C1153	A1087	U1023	G957	C	U829	G767	G700	C635	A574	A508	C445
A1347	A1284	G1223	G1154	U1088	U1024	U958	G	A829	G768	G701	C636	A575	C509	G446
G1348	A1285		A1155	A1089	G1025	A959	A	G830	U769	G704	G637	U576	C510	A447
C1349	C1286	A1226	A1156	A1090	G1026	A960	C	G831	G770	A705	A638	G577	U511	U448
C1350	A1287	G1227	G1157	G1091	A1027	C961	U	U832	G771	A706	G639	G578	G512	A449
G1351	G1288	G1228	C1158	C1092	A1032	G962	U	A833	U772	G707	C640	G579	A513	G450
C1352	C1289	U1229	U1159	G1093	U1033	U963	A	G834	C773	G708	C641	U580	A514	U451
	C1290	A1230	G1160	U1094	A1034	C964	C	C835	G774	G709	U641	C581	A515	G452
	C1291	U1231	C1161	A1095	U1035	C965	U	G836	G775	U710	U642	A582	C516	A453
G1355	G1292	G1232	U1162	A1096	U1036	G966	C898	C837	G776	U711	A643	G583	C517	A454
G1356	G1293			U1097	G1037	U967	C902	G841	G777	G712	A644	C584	G518	C455
G1357	G1294	U1234	G1166	A1098	G1038	C968	C903	U842			C645	G585	U519	C456
G1358	G1296		C1167	G1099	U1039	G969	G904	U843	U779	A715	U646	C586		A457
G1359		G1235	G1168	C1100	A1040	U970	A905	G844	U780	A716	G647	C587	A522	G458
G1360	G1299	G1236	A1169	U1101		G971		A845	A781	C717	G648	U588	C523	U459
G1361	G1300	A1237	C1170	C1102	C1043	A972	A909	A846	A782	A718	G649	U589	G524	U460
C1362	A1301	G1238	C1171	A1103	C1044	A973	A910	U847	A783	C719	C650	A590	U525	C461
C1363		G1239	G1172		C1045	G974	A911	U848	U784	U720	U652	U591	A526	C462
G1364	A1302	U1240	U1173	G1107	C1046	U975	C912	G849	G785	A721	G653	A592	C527	G463
G1365	G1303	U1242	U1174	U1108	G1047	G976	U913	U850	C786	U724	A654	U593	U534	U464
A1366	A1304	G1243	A1175	C1109	A1048	G977	U914	A851	C787	U725	A655	U594	A529	G465
A1367	C1305	U1244	U1176	G1110	C1049	C985	C915	C851	A788	G726	G656	U595	C530	A466
G1368	G1306	A1245	G1177	A1111	C1050	A980	G916	U852	A789	G727	G657	U596	C531	G467
	A1307	G1246	C1178	G1112	A1051	A981	A917	C853	U790	A727	U657	G597	A532	G468
U1372	G1308	A1247	G1179	U1113	C1052	C982	A918	C854	C791	G728	U658	U598	C533	G469
A1373	G1310	G1248	U1180	C1114	G1053	A983	U919	G855	A792	G729	G659	A599	A470	A471
U1375	G1311	U1249	U1181	G1115	A1054	A984	A920	G856	A793	A730	C660	G600	A472	A472
C1376	U1312	G1250	G1182	G1116	A1055	C985	C921	G857	A794	C731	A661	C601	A538	A473
G1377	U1313	C1251	U1183	C1117	G1055		C922	G858	C795	C732	G662	A602	G537	G474
A1378	C1314	G1252	U1184	C1118	G1056	A988	G923	G859	C796	G733	G663	A603	U539	C475
U1379	G1315	A1253	G1185	U1119	A1057	G989	G924	U860	G797		G664	G604	C540	G476
G1380	G1316	C1254	G1186	G1120	U1058	A990	A925	A861	C798	C736	U665	G605	A541	A477
G1381	C1317	U1255	G1187	C1121	G1059	C991	G926	G862	G799	C737	A666	U606		A478
U1382	U1318	G1256	U1188	G1122	U1060	C992	U927	A863	A800	G738	U667	U607	C544	A479
A1383	G1319	C1257	U1189		U1061	C993	A928	G864	G801	A739	G669	A608	U545	A480
A1384	C1320	U1258	G1190	G1125	G1062	C994	U929	C865	A802	C740	G670	A609	U546	G481
C1385	A1321	G1259	G1191	A1126	G1063	C995	G930	A866	U803	A741	A671	C610	A547	A482
C1386		A1260		A1127	C1064	A996	U931	C867	A804	A742	C671	C611	G548	C483
G1388	U1325	C1261	G1195	G1128	U1065	C997	U932	U868	G805	A743	C672	G612	G549	A484
U1389	U1326	A1262	C1196	U1129	U1066	C998	A933	G869	C806	U744	C673	A613	C550	C485
A1327	U1327	U1263	G1197	U1130	A1067	U999	U934	U870	U807	G745	G674	A614	G553	A486
	A1264		C1197	G1131	G1068	A1000	C935	U871	G808	U746	A675	U615		
A1328	A1328	A1265	U1198	U1132	A1069	A1001	A936	U872	G809	U747	A676	U616	G554	G489
A1392	U1329	G1266	U1199	A1133	A1070	C1005	A941	C873	U810	G748	A677	G617	U555	C490
C1393	C1330	U1267	C1200	A1134	G1071	U1006	G942	G874	U811	A749	G678	G618	A556	G491
U1394	G1331	A1268	G1136	C1135	C1072	C1007	A943	C875	C812	A750	C679	G619	C557	A492
A1395	A1332	A1269	U1137	G1136	A1073	A1008	C944	G876	U813	A751		G620	U558	G493
U1396	G1333	C1270	G1137	U1137	G1074	A1008	C944	A877	C814	A752	G684	A621		
U1397	G1334	G1271	G1138	U1138	C1075	A1009	A945	A878	C815	A753	U685	G622	U562	A497
C1398	A1272	C1076	U1139	C1075	C1076	A1010	C946	G	C816	U754	U686	C623	A562	G498
G1399	U1273	A1077	C1140	C1140	A1077	G1011	A947	G	C817	U755	C687	C624	C564	

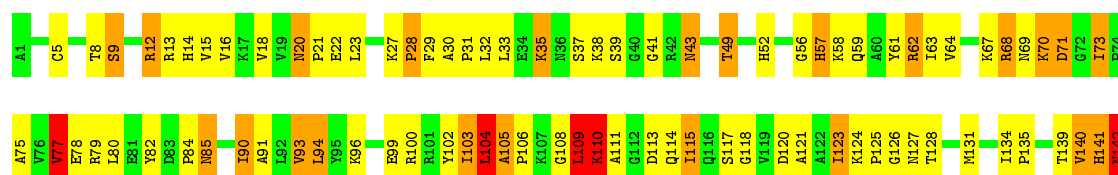


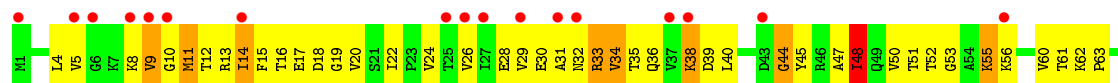


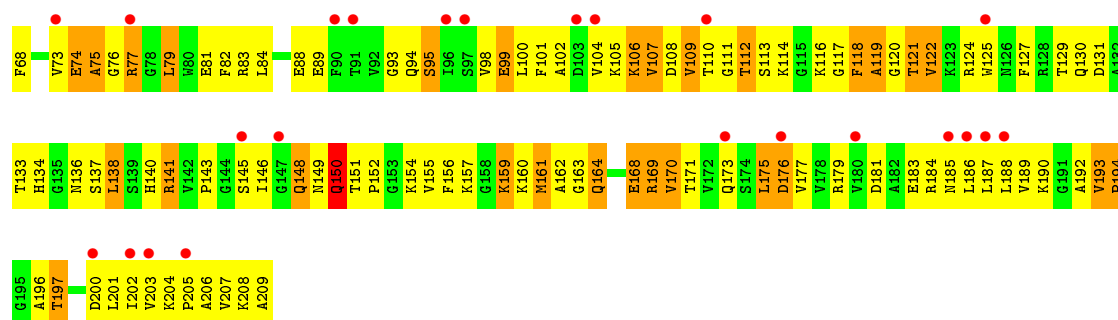
Chain BB:



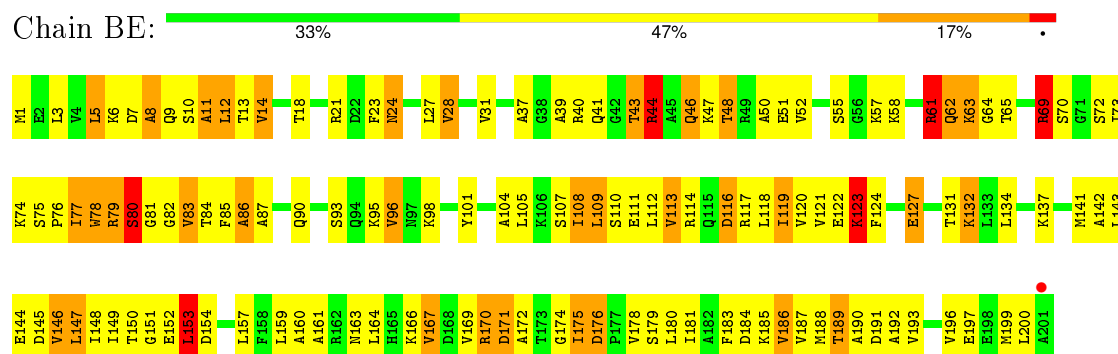
• Molecule 24: 50S ribosomal protein L2



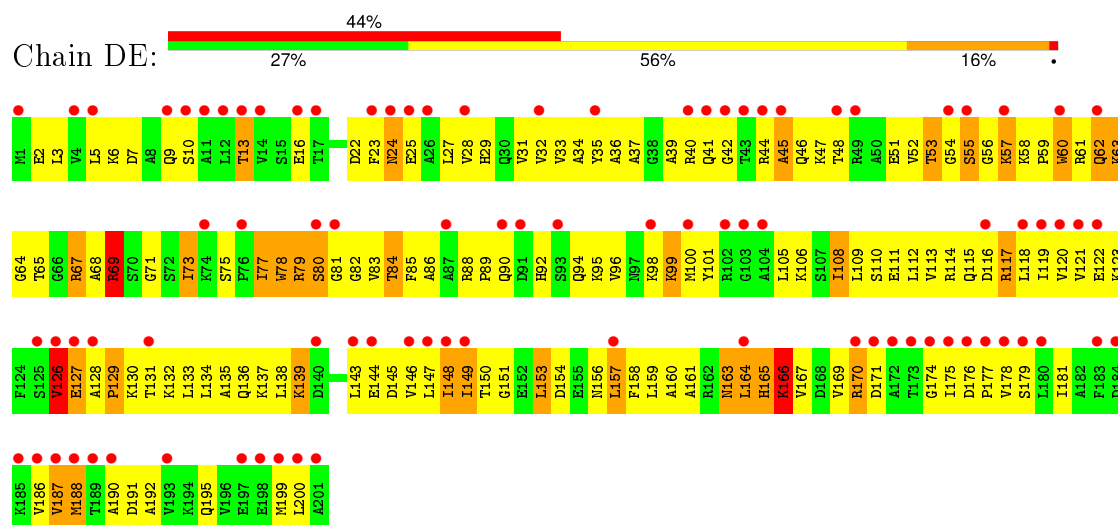




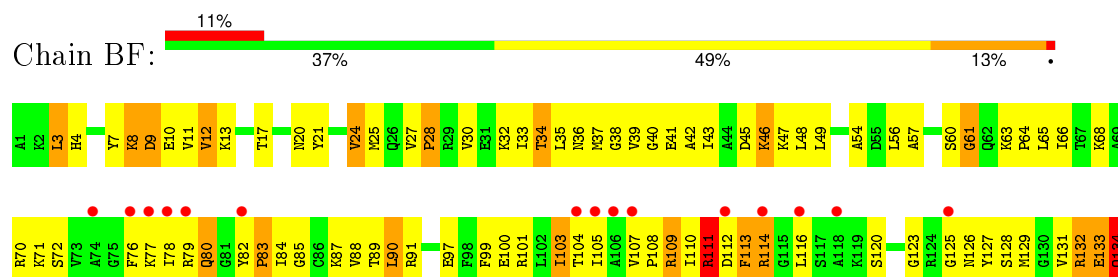
• Molecule 26: 50S ribosomal protein L4

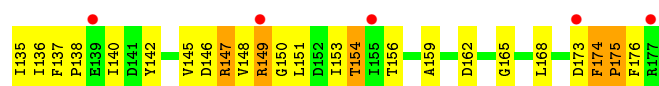


• Molecule 26: 50S ribosomal protein L4

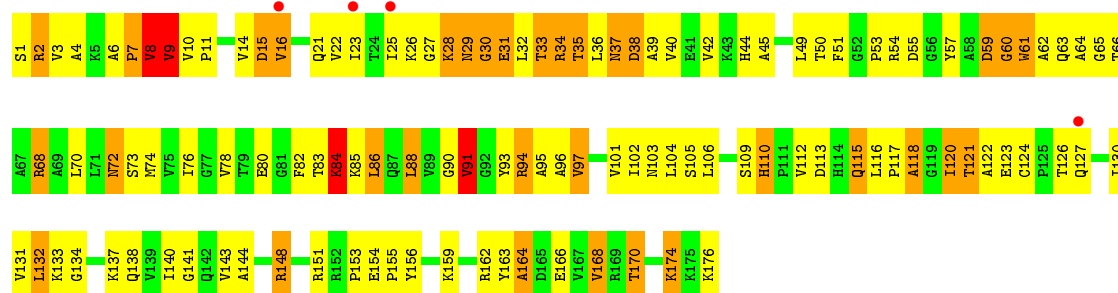


• Molecule 27: 50S ribosomal protein L5

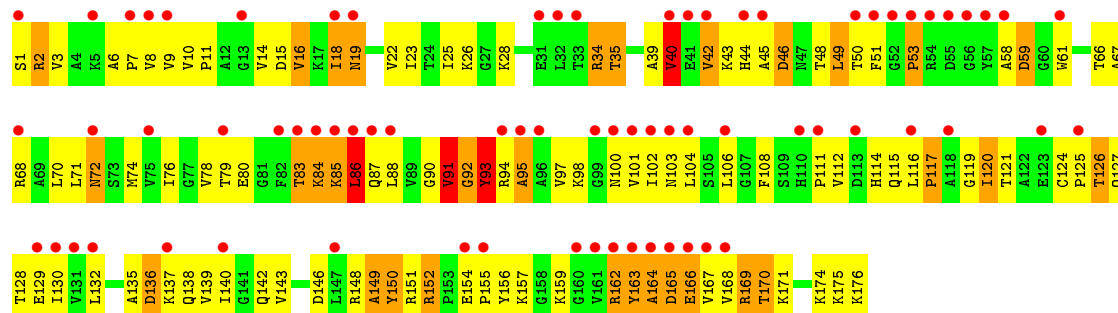




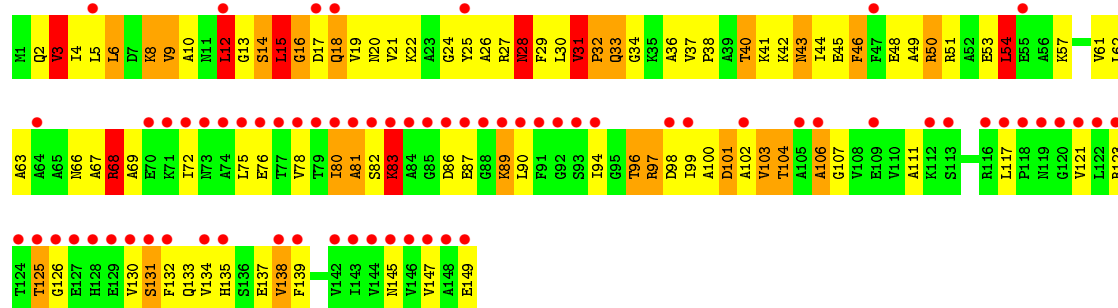
• Molecule 28: 50S ribosomal protein L6



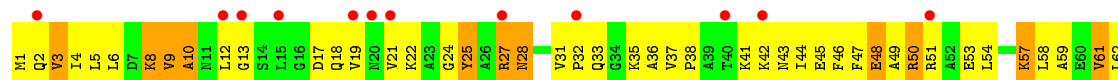
• Molecule 28: 50S ribosomal protein L6

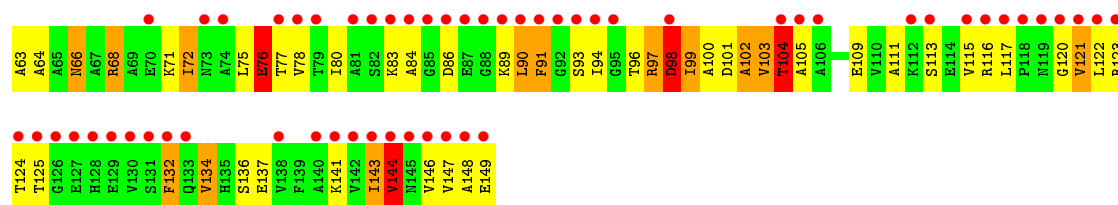


• Molecule 29: 50S ribosomal protein L9



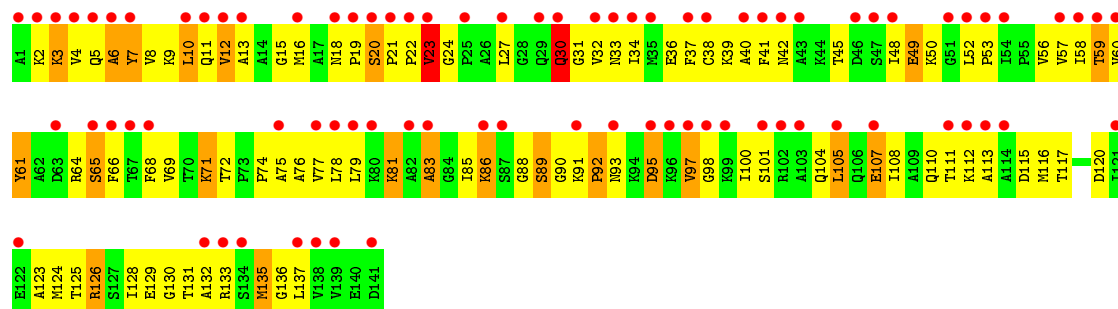
• Molecule 29: 50S ribosomal protein L9





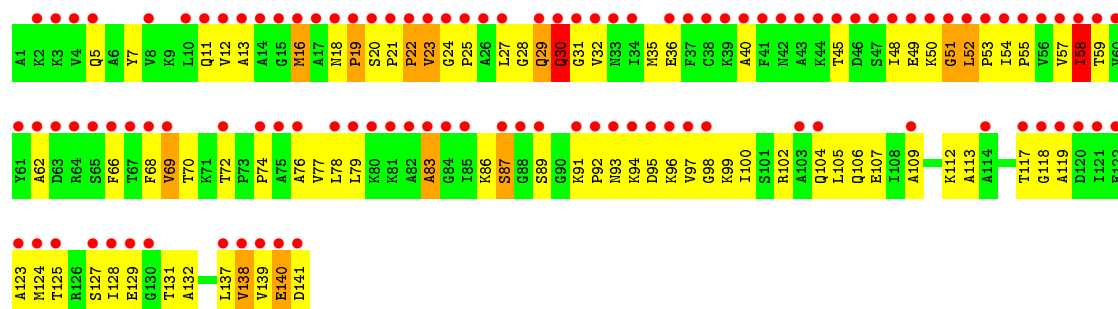
• Molecule 30: 50S ribosomal protein L11

Chain BI: 30% 58% 53% 16%



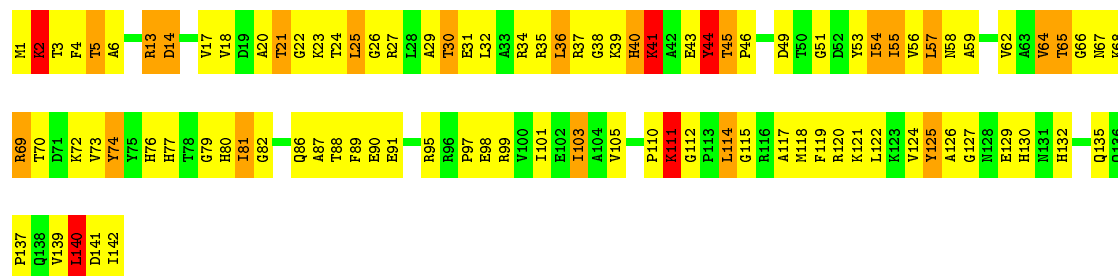
• Molecule 30: 50S ribosomal protein L11

Chain DI: 40% 77% 50% 9%



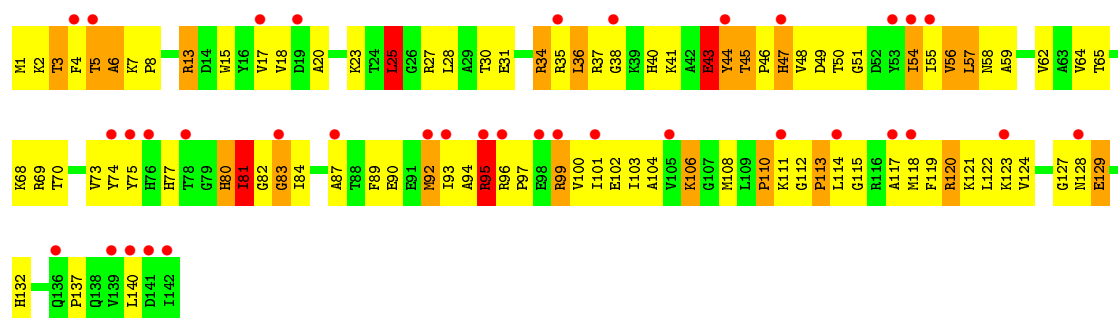
• Molecule 31: 50S ribosomal protein L13

Chain BJ: 32% 51% 14%



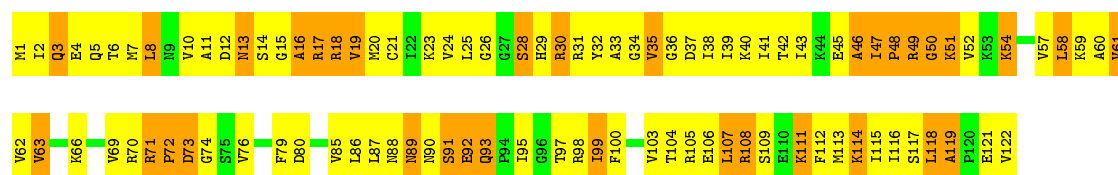
• Molecule 31: 50S ribosomal protein L13

Chain DJ: 25% 35% 48% 15%



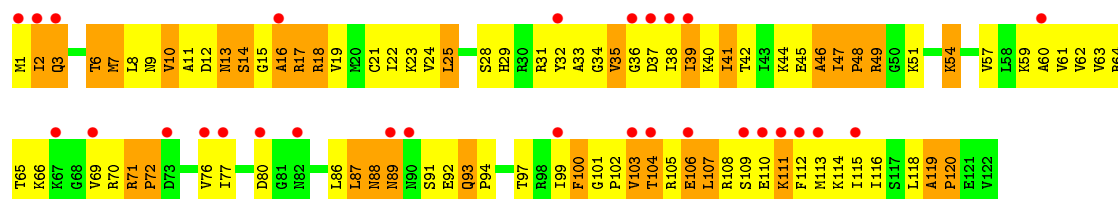
- Molecule 32: 50S ribosomal protein L14

Chain BK: 20% 52% 28%



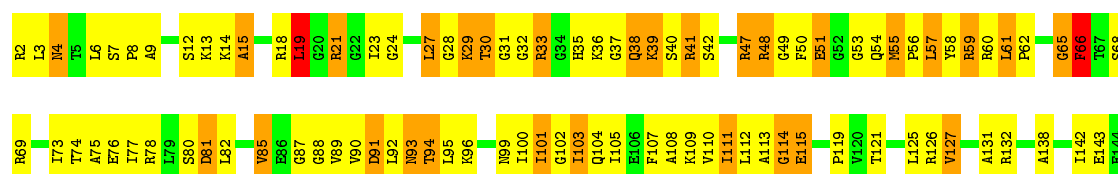
- Molecule 32: 50S ribosomal protein L14

Chain DK: 24% 26% 47% 27%



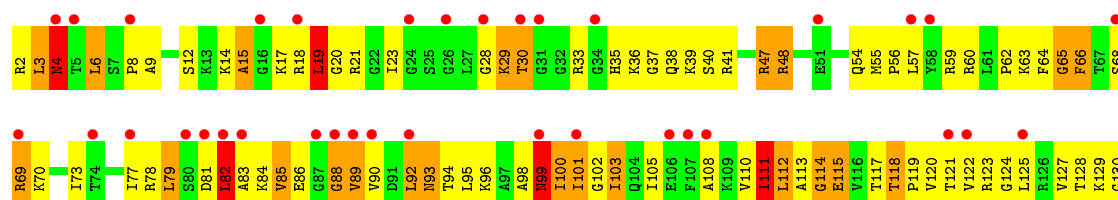
- Molecule 33: 50S ribosomal protein L15

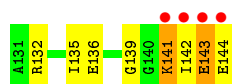
Chain BL: 33% 45% 20%



- Molecule 33: 50S ribosomal protein L15

Chain DL: 27% 34% 45% 17%





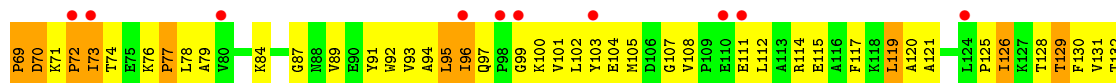
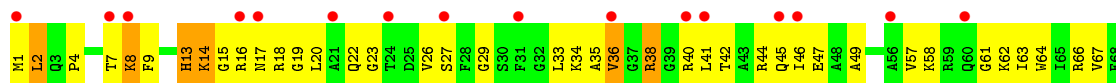
• Molecule 34: 50S ribosomal protein L16

Chain BM: 40% 42% 16%




• Molecule 34: 50S ribosomal protein L16

Chain DM: 21% 35% 53% 12%



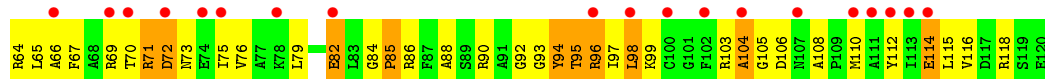
• Molecule 35: 50S ribosomal protein L17

Chain BN: 34% 48% 16%



• Molecule 35: 50S ribosomal protein L17

Chain DN: 30% 32% 52% 16%

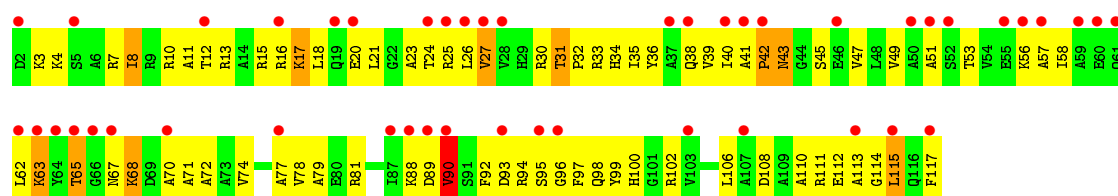


• Molecule 36: 50S ribosomal protein L18

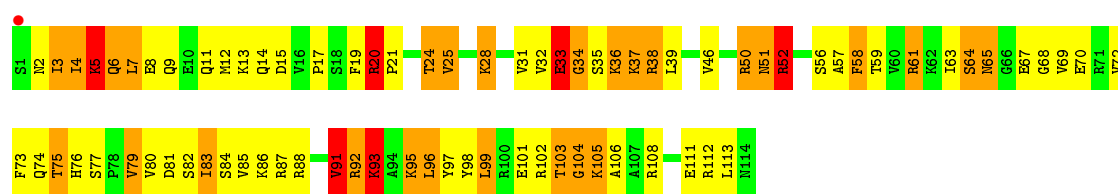
Chain BO: 33% 52% 16%



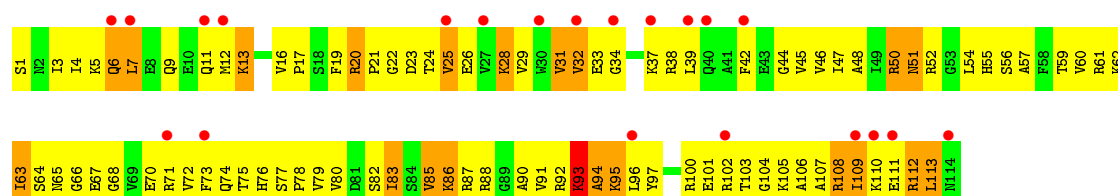
• Molecule 36: 50S ribosomal protein L18



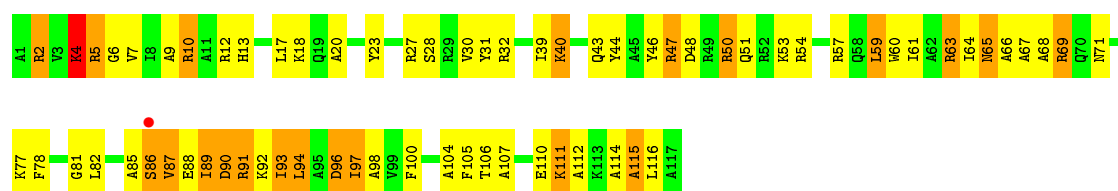
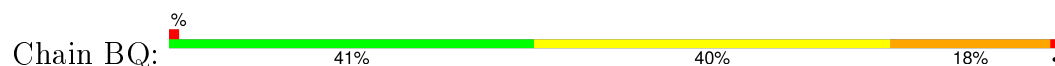
• Molecule 37: 50S ribosomal protein L19



• Molecule 37: 50S ribosomal protein L19

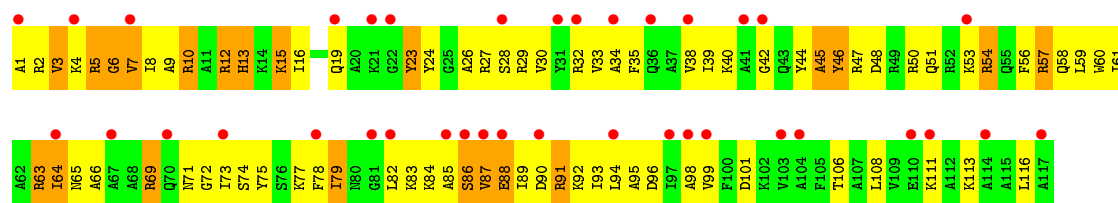


• Molecule 38: 50S ribosomal protein L20

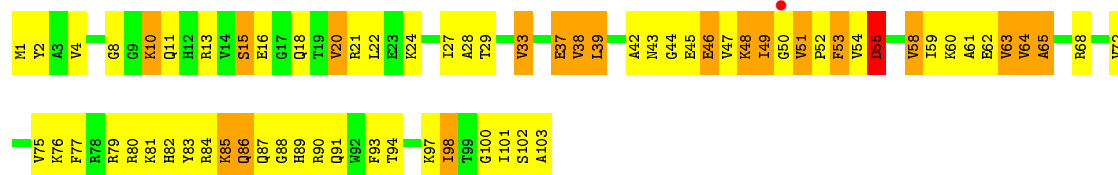


• Molecule 38: 50S ribosomal protein L20

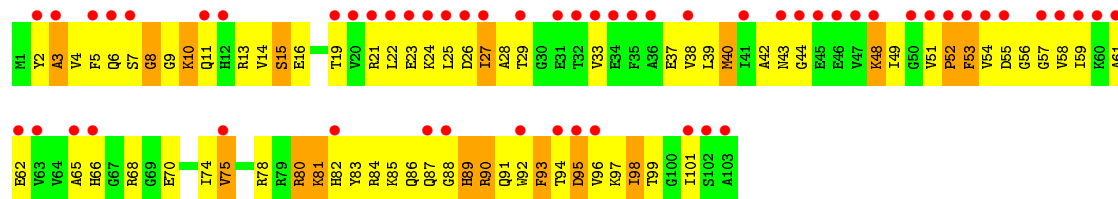




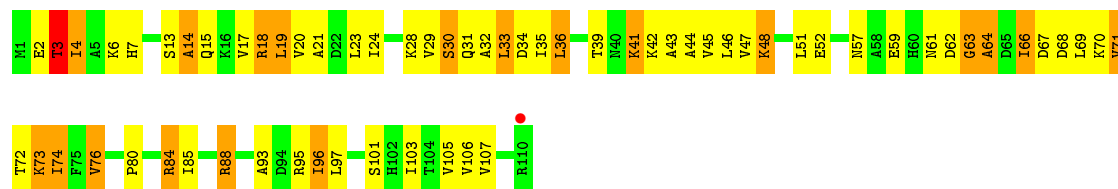
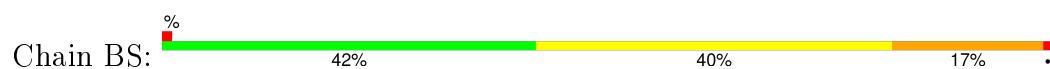
• Molecule 39: 50S ribosomal protein L21



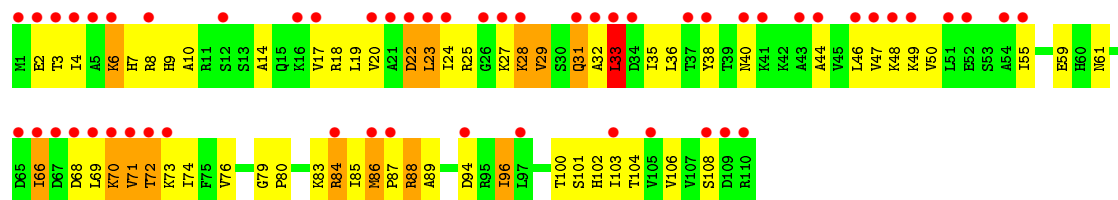
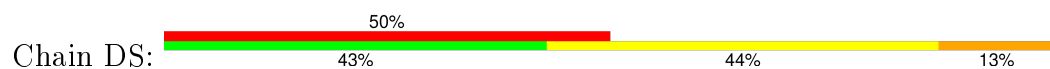
• Molecule 39: 50S ribosomal protein L21



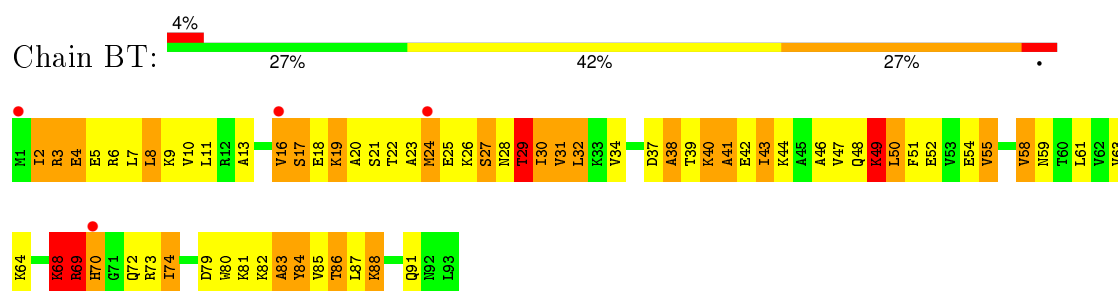
• Molecule 40: 50S ribosomal protein L22



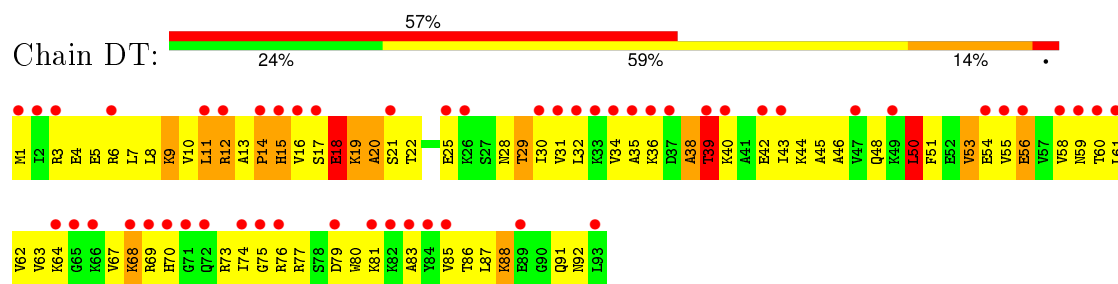
• Molecule 40: 50S ribosomal protein L22



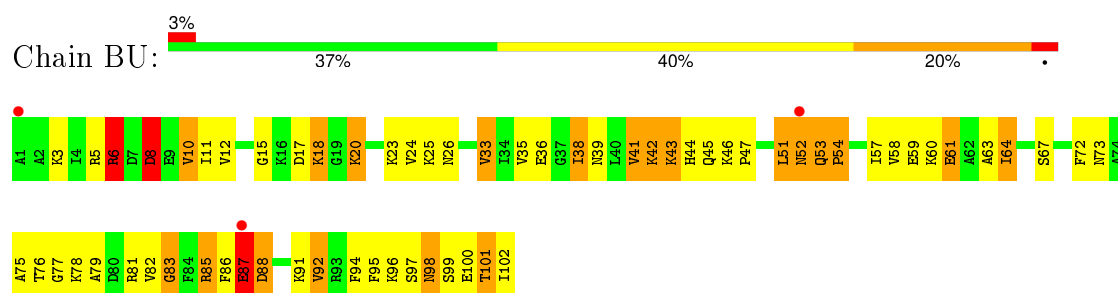
• Molecule 41: 50S ribosomal protein L23



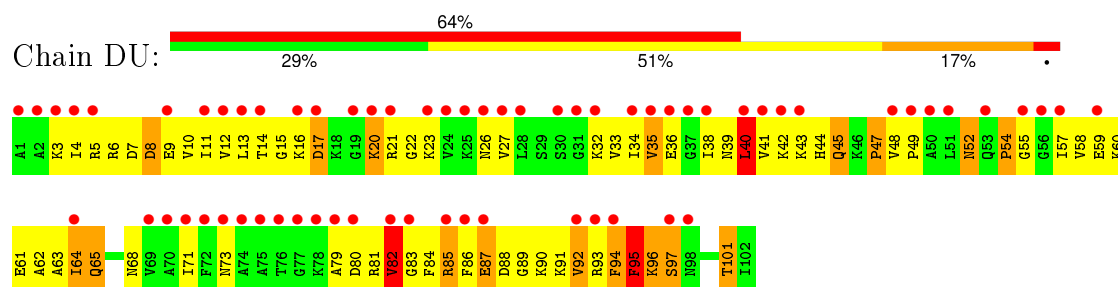
- Molecule 41: 50S ribosomal protein L23



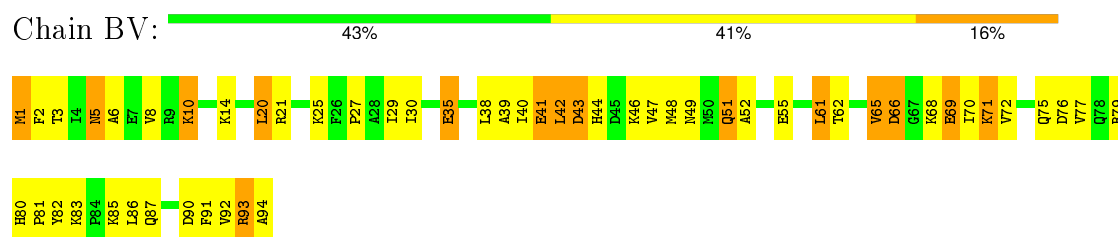
- Molecule 42: 50S ribosomal protein L24



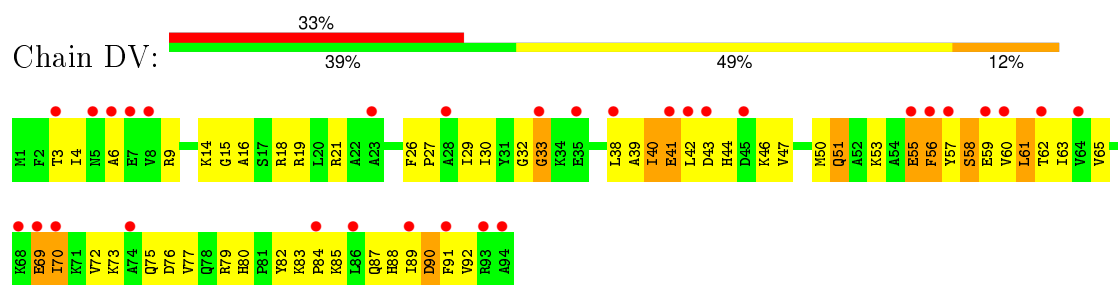
- Molecule 42: 50S ribosomal protein L24



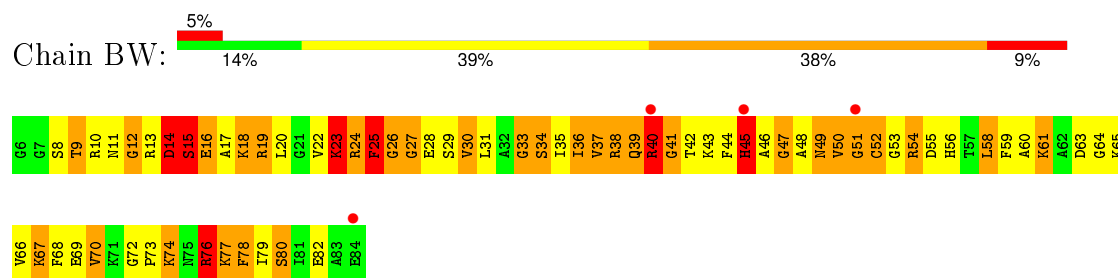
- Molecule 43: 50S ribosomal protein L25



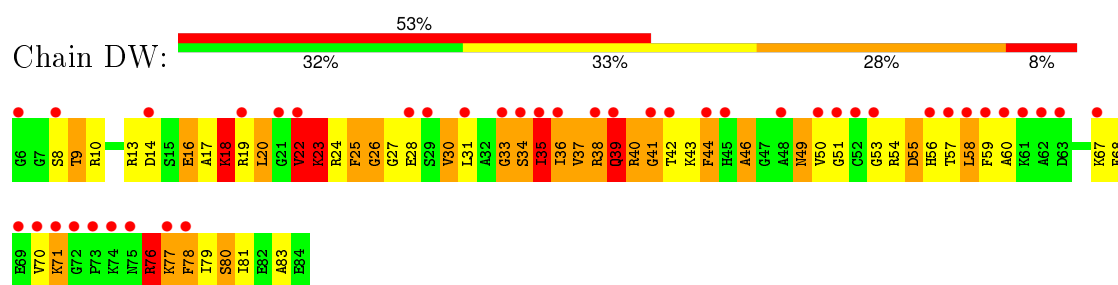
- Molecule 43: 50S ribosomal protein L25




- Molecule 44: 50S ribosomal protein L27



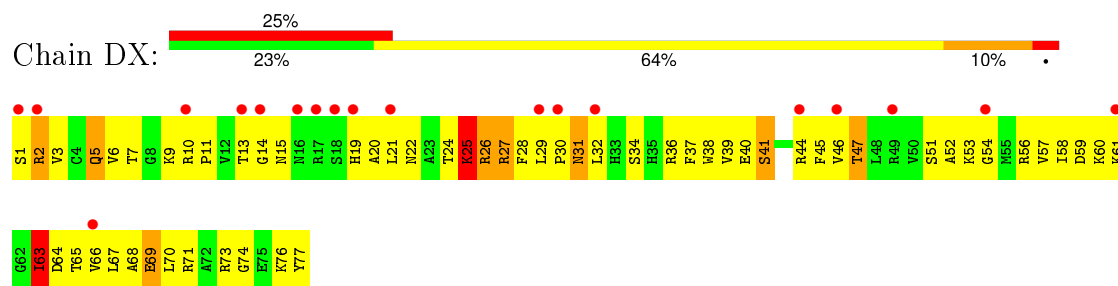
- Molecule 44: 50S ribosomal protein L27



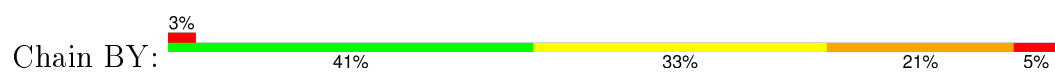
- Molecule 45: 50S ribosomal protein L28



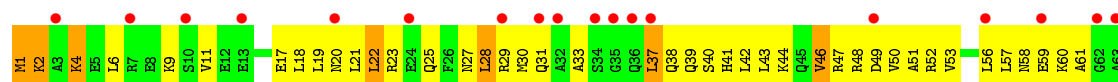
- Molecule 45: 50S ribosomal protein L28



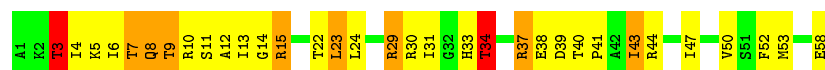
- Molecule 46: 50S ribosomal protein L29



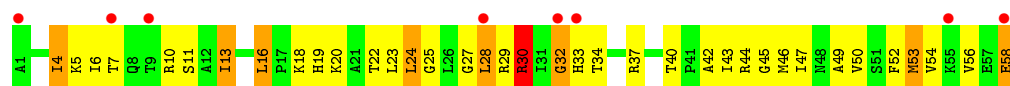

- Molecule 46: 50S ribosomal protein L29



- Molecule 47: 50S ribosomal protein L30



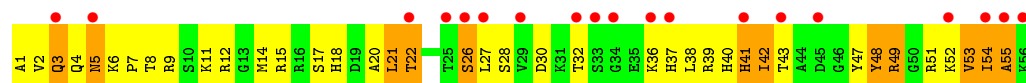
- Molecule 47: 50S ribosomal protein L30



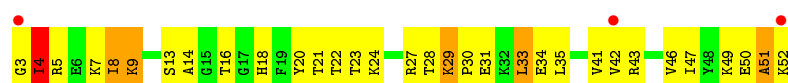
- Molecule 48: 50S ribosomal protein L32



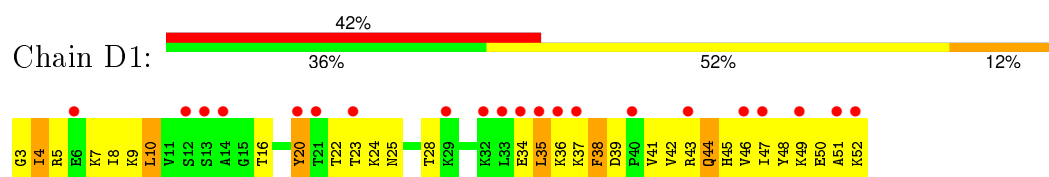
- Molecule 48: 50S ribosomal protein L32



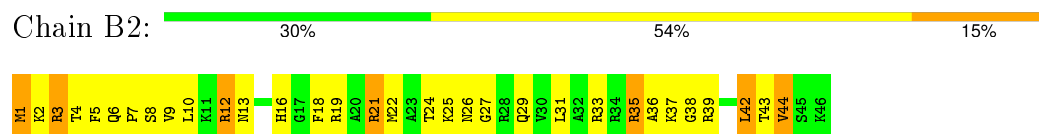
- Molecule 49: 50S ribosomal protein L33



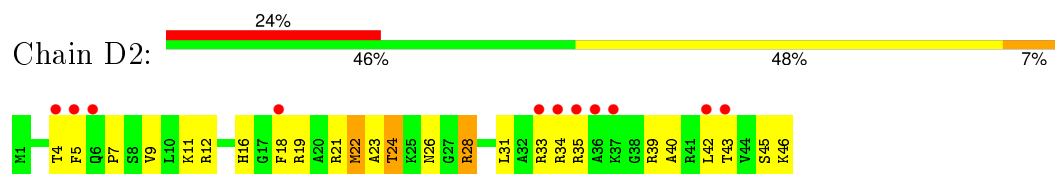
- Molecule 49: 50S ribosomal protein L33



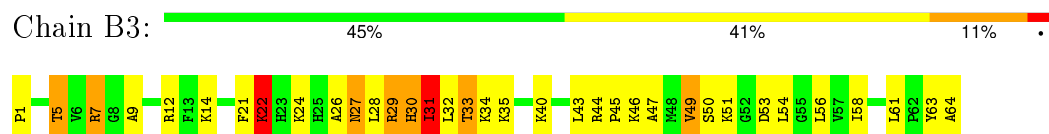
- Molecule 50: 50S ribosomal protein L34



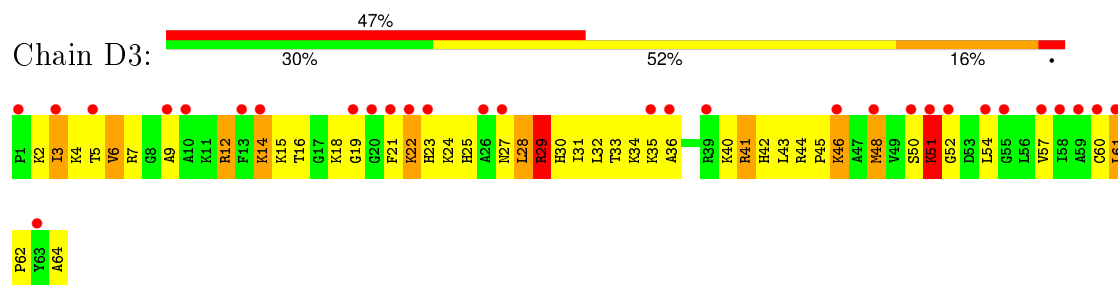
- Molecule 50: 50S ribosomal protein L34



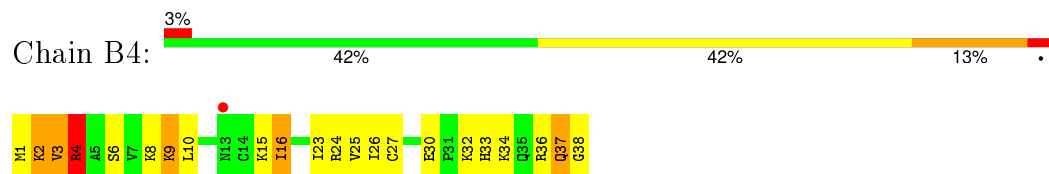
- Molecule 51: 50S ribosomal protein L35



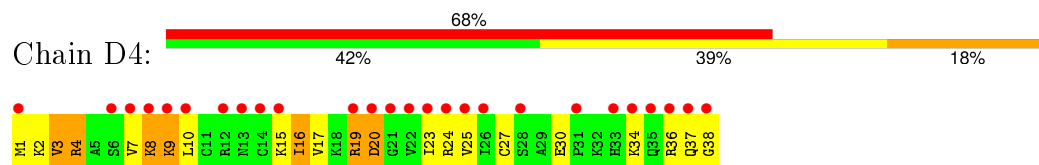
- Molecule 51: 50S ribosomal protein L35




- Molecule 52: 50S ribosomal protein L36

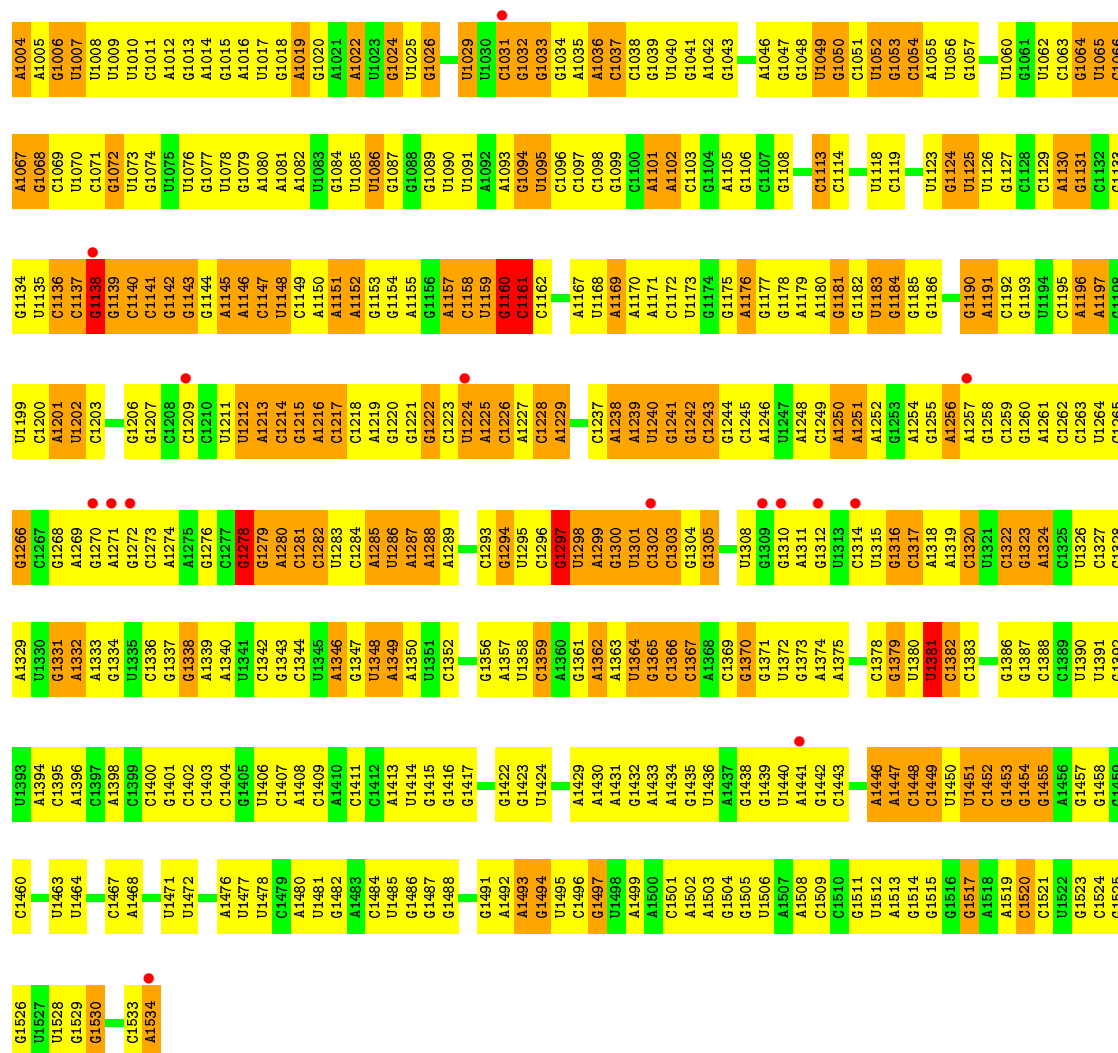


- Molecule 52: 50S ribosomal protein L36

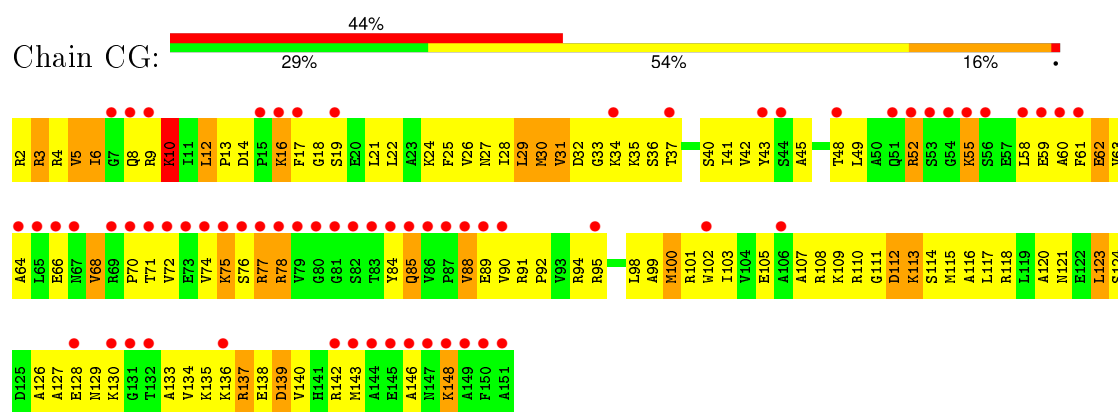


- Molecule 53: 16S rRNA



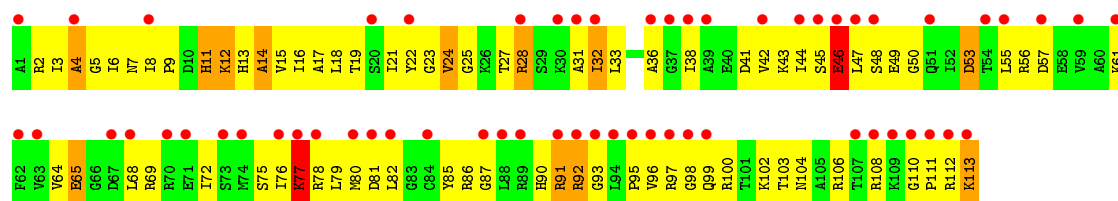


• Molecule 54: 30S ribosomal protein S7

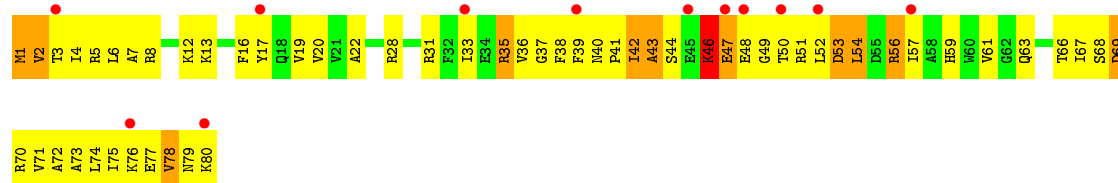


• Molecule 55: 30S ribosomal protein S13

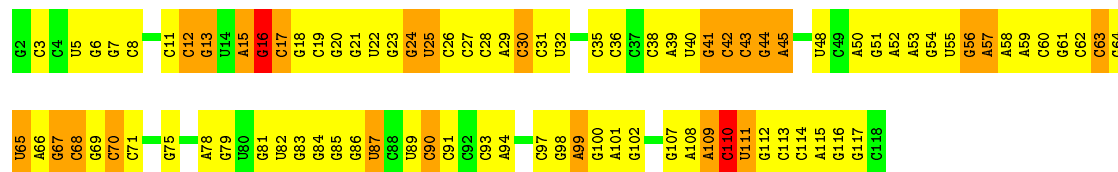




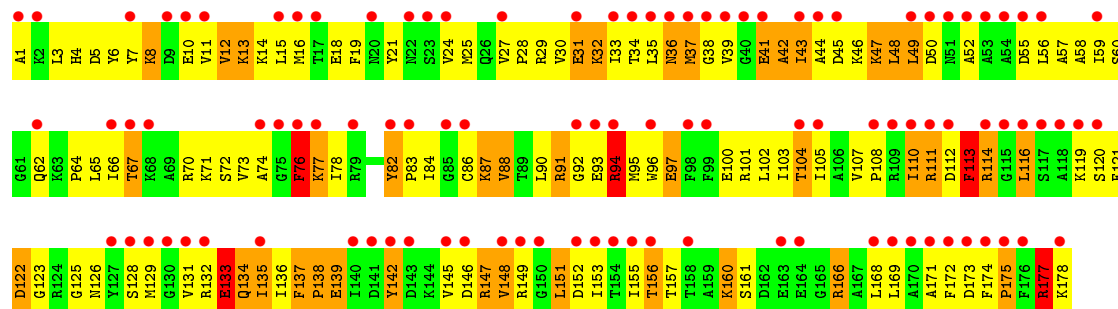
• Molecule 56: 30S ribosomal protein S16



• Molecule 57: 5S rRNA



• Molecule 58: 50S ribosomal protein L5



4 Data and refinement statistics

Property	Value	Source
Space group	P 21 21 21	Depositor
Cell constants a, b, c, α , β , γ	210.76 Å 433.27 Å 618.86 Å 90.00° 90.00° 90.00°	Depositor
Resolution (Å)	85.22 – 3.25 85.13 – 3.25	Depositor EDS
% Data completeness (in resolution range)	85.8 (85.22-3.25) 85.6 (85.13-3.25)	Depositor EDS
R_{merge}	0.08	Depositor
R_{sym}	(Not available)	Depositor
$\langle I/\sigma(I) \rangle$ ¹	2.27 (at 3.26 Å)	Xtriage
Refinement program	PHENIX (phenix.refine: 1.6.1_357)	Depositor
R, R_{free}	0.193 , 0.245 0.227 , 0.270	Depositor DCC
R_{free} test set	16150 reflections (2.19%)	DCC
Wilson B-factor (Å ²)	60.4	Xtriage
Anisotropy	0.387	Xtriage
Bulk solvent k_{sol} (e/Å ³), B_{sol} (Å ²)	0.23 , 73.3	EDS
Estimated twinning fraction	No twinning to report.	Xtriage
L-test for twinning ²	$\langle L \rangle = 0.46$, $\langle L^2 \rangle = 0.29$	Xtriage
Outliers	1 of 801754 reflections (0.000%)	Xtriage
F_o, F_c correlation	0.91	EDS
Total number of atoms	284525	wwPDB-VP
Average B, all atoms (Å ²)	104.0	wwPDB-VP

Xtriage's analysis on translational NCS is as follows: *The largest off-origin peak in the Patterson function is 1.50% of the height of the origin peak. No significant pseudotranslation is detected.*

¹Intensities estimated from amplitudes.

²Theoretical values of $\langle |L| \rangle$, $\langle L^2 \rangle$ for acentric reflections are 0.5, 0.375 respectively for untwinned datasets, and 0.333, 0.2 for perfectly twinned datasets.

5 Model quality ⓘ

5.1 Standard geometry ⓘ

Bond lengths and bond angles in the following residue types are not validated in this section: ZN, TEL, MG

The Z score for a bond length (or angle) is the number of standard deviations the observed value is removed from the expected value. A bond length (or angle) with $|Z| > 5$ is considered an outlier worth inspection. RMSZ is the root-mean-square of all Z scores of the bond lengths (or angles).

Mol	Chain	Bond lengths		Bond angles	
		RMSZ	# $ Z > 5$	RMSZ	# $ Z > 5$
1	AA	0.45	2/36834 (0.0%)	0.87	33/57462 (0.1%)
2	AB	0.34	1/1736 (0.1%)	0.52	1/2338 (0.0%)
2	CB	0.30	1/1736 (0.1%)	0.58	4/2338 (0.2%)
3	AC	0.28	0/1652	0.50	0/2225
3	CC	0.25	0/1652	0.44	0/2225
4	AD	0.32	0/1665	0.53	0/2227
4	CD	0.39	0/1665	0.61	0/2227
5	AE	0.45	1/1119 (0.1%)	0.66	2/1504 (0.1%)
5	CE	0.36	0/1119	0.58	0/1504
6	AF	0.31	0/836	0.49	0/1128
6	CF	0.30	0/836	0.50	0/1128
7	AG	0.25	0/1196	0.45	0/1602
8	AH	0.33	0/989	0.55	0/1326
8	CH	0.30	0/989	0.52	0/1326
9	AI	0.26	0/1034	0.48	0/1375
9	CI	0.23	0/1034	0.43	0/1375
10	AJ	0.28	0/797	0.48	0/1077
10	CJ	0.24	0/797	0.47	0/1077
11	AK	0.30	0/893	0.53	0/1205
11	CK	0.28	0/893	0.52	0/1205
12	AL	0.38	0/969	0.69	1/1300 (0.1%)
12	CL	0.36	0/969	0.58	0/1300
13	AM	0.25	0/893	0.47	0/1193
14	AN	0.28	0/785	0.50	0/1043
14	CN	0.23	0/780	0.39	0/1036
15	AO	0.29	0/722	0.48	0/964
15	CO	0.39	1/722 (0.1%)	0.48	0/964
16	AP	0.31	0/659	0.51	0/884
17	AQ	0.40	0/658	0.62	0/881
17	CQ	0.34	0/658	0.52	0/881
18	AR	0.31	0/463	0.50	0/621
18	CR	0.31	0/463	0.47	0/621

Mol	Chain	Bond lengths		Bond angles	
		RMSZ	# Z >5	RMSZ	# Z >5
19	AS	0.25	0/653	0.45	0/877
19	CS	0.21	0/653	0.42	0/877
20	AT	0.37	0/671	0.56	0/888
20	CT	0.28	0/671	0.50	0/888
21	AU	0.29	0/431	0.46	0/570
21	CU	0.34	0/431	0.59	0/570
22	BA	0.77	9/68626 (0.0%)	1.12	282/107056 (0.3%)
22	DA	0.39	1/68314 (0.0%)	0.86	83/106569 (0.1%)
23	BB	0.68	0/2828	1.04	4/4410 (0.1%)
24	BC	0.48	0/2122	0.73	1/2852 (0.0%)
24	DC	0.31	0/2122	0.54	0/2852
25	BD	0.55	0/1586	0.78	1/2134 (0.0%)
25	DD	0.31	0/1586	0.58	0/2134
26	BE	0.45	0/1571	0.68	1/2113 (0.0%)
26	DE	0.26	0/1571	0.48	0/2113
27	BF	0.34	0/1435	0.53	0/1926
28	BG	0.39	0/1343	0.62	0/1816
28	DG	0.24	0/1343	0.47	0/1816
29	BH	0.33	0/1122	0.52	0/1515
29	DH	0.38	1/1122 (0.1%)	0.52	0/1515
30	BI	0.23	0/1046	0.47	0/1410
30	DI	0.21	0/1046	0.42	0/1410
31	BJ	0.58	0/1152	0.84	1/1551 (0.1%)
31	DJ	0.29	0/1152	0.57	1/1551 (0.1%)
32	BK	0.55	0/948	0.80	0/1268
32	DK	0.35	0/948	0.57	0/1268
33	BL	0.46	0/1054	0.79	1/1403 (0.1%)
33	DL	0.27	0/1054	0.53	0/1403
34	BM	0.54	0/1093	0.73	0/1460
34	DM	0.30	0/1093	0.50	0/1460
35	BN	0.51	0/974	0.75	0/1301
35	DN	0.28	0/974	0.51	0/1301
36	BO	0.43	0/902	0.66	0/1209
36	DO	0.24	0/902	0.43	0/1209
37	BP	0.51	0/929	0.74	0/1242
37	DP	0.32	0/929	0.50	0/1242
38	BQ	0.61	0/960	0.78	0/1278
38	DQ	0.29	0/960	0.47	0/1278
39	BR	0.63	1/829 (0.1%)	0.79	0/1107
39	DR	0.29	0/829	0.51	0/1107
40	BS	0.57	0/864	0.78	0/1156
40	DS	0.28	0/864	0.52	0/1156
41	BT	0.45	0/745	0.70	0/994

Mol	Chain	Bond lengths		Bond angles	
		RMSZ	# Z >5	RMSZ	# Z >5
41	DT	0.24	0/745	0.48	0/994
42	BU	0.43	0/788	0.70	0/1051
42	DU	0.24	0/788	0.46	0/1051
43	BV	0.44	0/766	0.61	0/1025
43	DV	0.25	0/766	0.43	0/1025
44	BW	0.61	0/603	0.89	0/797
44	DW	0.29	0/603	0.51	0/797
45	BX	0.41	0/635	0.70	0/848
45	DX	0.29	0/635	0.56	0/848
46	BY	0.37	0/510	0.64	0/677
46	DY	0.23	0/510	0.44	0/677
47	BZ	0.52	0/453	0.83	0/605
47	DZ	0.28	0/453	0.51	0/605
48	B0	0.48	0/450	0.73	0/599
48	D0	0.29	0/450	0.50	0/599
49	B1	0.38	0/417	0.62	0/554
49	D1	0.27	0/417	0.46	0/554
50	B2	0.53	0/380	0.78	0/498
50	D2	0.27	0/380	0.49	0/498
51	B3	0.49	0/513	0.70	0/676
51	D3	0.29	0/513	0.53	0/676
52	B4	0.53	0/303	0.70	0/397
52	D4	0.45	0/303	0.50	0/397
53	CA	0.41	2/36762 (0.0%)	0.83	32/57350 (0.1%)
54	CG	0.23	0/1188	0.44	0/1591
55	CM	0.20	0/885	0.40	0/1181
56	CP	0.29	0/649	0.53	0/870
57	DB	0.36	1/2803 (0.0%)	0.81	2/4371 (0.0%)
58	DF	0.23	0/1444	0.53	3/1937 (0.2%)
All	All	0.51	21/306773 (0.0%)	0.86	453/458565 (0.1%)

Chiral center outliers are detected by calculating the chiral volume of a chiral center and verifying if the center is modelled as a planar moiety or with the opposite hand. A planarity outlier is detected by checking planarity of atoms in a peptide group, atoms in a mainchain group or atoms of a sidechain that are expected to be planar.

Mol	Chain	#Chirality outliers	#Planarity outliers
25	BD	0	1
35	BN	0	1
51	B3	0	1
All	All	0	3

All (21) bond length outliers are listed below:

Mol	Chain	Res	Type	Atoms	Z	Observed(Å)	Ideal(Å)
22	BA	2092	U	O3'-P	-13.97	1.44	1.61
22	DA	2197	U	O3'-P	-13.44	1.45	1.61
53	CA	1396	A	O3'-P	-13.34	1.45	1.61
22	BA	1142	A	N9-C4	-9.96	1.31	1.37
57	DB	107	G	O3'-P	-9.89	1.49	1.61
1	AA	986	U	O3'-P	9.14	1.72	1.61
2	AB	146	SER	C-N	9.00	1.54	1.34
5	AE	73	VAL	C-N	8.78	1.54	1.34
22	BA	1115	G	O3'-P	8.71	1.71	1.61
29	DH	48	GLU	C-N	7.78	1.51	1.34
22	BA	2197	U	O3'-P	-6.42	1.53	1.61
2	CB	107	ARG	C-N	6.30	1.48	1.34
15	CO	78	THR	C-N	6.27	1.48	1.34
22	BA	2448	A	N9-C4	-5.77	1.34	1.37
39	BR	86	GLN	CB-CG	5.75	1.68	1.52
53	CA	562	U	O3'-P	-5.32	1.54	1.61
22	BA	984	A	N9-C4	-5.31	1.34	1.37
1	AA	913	A	O3'-P	5.27	1.67	1.61
22	BA	984	A	C5-C6	-5.25	1.36	1.41
22	BA	783	A	N9-C4	-5.16	1.34	1.37
22	BA	947	A	N3-C4	-5.09	1.31	1.34

All (453) bond angle outliers are listed below:

Mol	Chain	Res	Type	Atoms	Z	Observed(°)	Ideal(°)
22	BA	783	A	C5-N7-C8	-11.37	98.22	103.90
22	BA	974	G	C5-N7-C8	-11.01	98.79	104.30
22	BA	974	G	C4-C5-N7	10.99	115.20	110.80
2	CB	146	SER	O-C-N	-10.79	105.44	122.70
22	BA	2499	C	N1-C2-O2	-10.28	112.73	118.90
22	BA	1142	A	C2-N3-C4	-9.96	105.62	110.60
22	BA	783	A	C4-C5-N7	9.57	115.49	110.70
53	CA	316	C	C6-N1-C2	-8.88	116.75	120.30
22	BA	974	G	N7-C8-N9	8.74	117.47	113.10
1	AA	365	U	C5-C6-N1	-8.62	118.39	122.70
22	BA	1142	A	N3-C4-C5	8.52	132.76	126.80
22	BA	2012	G	N9-C4-C5	-8.50	102.00	105.40
22	BA	2606	C	C6-N1-C2	8.42	123.67	120.30
22	BA	1779	U	C5-C6-N1	-8.41	118.50	122.70
22	BA	984	A	C4-C5-N7	8.38	114.89	110.70
22	BA	2250	G	C4-C5-N7	8.28	114.11	110.80
22	BA	2611	C	C6-N1-C2	8.16	123.57	120.30
22	BA	998	C	C6-N1-C2	-8.05	117.08	120.30

Continued on next page...

Continued from previous page...

Mol	Chain	Res	Type	Atoms	Z	Observed(°)	Ideal(°)
22	BA	783	A	N7-C8-N9	7.97	117.79	113.80
22	BA	1985	C	C5-C6-N1	-7.97	117.02	121.00
22	BA	2499	C	N3-C2-O2	7.95	127.46	121.90
22	BA	529	A	C8-N9-C4	7.94	108.97	105.80
22	BA	984	A	C5-N7-C8	-7.85	99.97	103.90
22	BA	984	A	N1-C6-N6	7.84	123.30	118.60
22	BA	2250	G	C5-N7-C8	-7.77	100.42	104.30
53	CA	210	C	C2-N1-C1'	7.75	127.33	118.80
22	BA	535	G	C8-N9-C4	7.73	109.49	106.40
53	CA	251	G	C4-N9-C1'	7.67	136.48	126.50
22	BA	2676	C	C6-N1-C2	7.64	123.36	120.30
22	BA	1499	C	C6-N1-C2	-7.62	117.25	120.30
2	AB	146	SER	O-C-N	-7.53	110.65	122.70
2	CB	146	SER	CA-C-N	7.52	133.74	117.20
53	CA	962	C	C6-N1-C2	-7.51	117.30	120.30
22	BA	595	C	C6-N1-C2	7.49	123.30	120.30
53	CA	381	C	C2-N1-C1'	7.47	127.02	118.80
2	CB	107	ARG	O-C-N	-7.46	110.76	122.70
22	BA	2000	C	C6-N1-C2	7.40	123.26	120.30
58	DF	177	ARG	O-C-N	7.40	134.54	122.70
22	BA	974	G	C6-C5-N7	-7.32	126.01	130.40
58	DF	177	ARG	CA-C-N	-7.31	101.12	117.20
22	BA	1142	A	C5-N7-C8	-7.31	100.25	103.90
22	BA	673	C	C6-N1-C2	7.28	123.21	120.30
22	BA	974	G	N1-C6-O6	7.13	124.18	119.90
22	BA	523	C	N3-C4-C5	7.10	124.74	121.90
22	BA	2030	A	N1-C6-N6	-7.09	114.35	118.60
22	BA	2286	G	C5-N7-C8	-7.01	100.79	104.30
2	CB	146	SER	C-N-CA	7.01	139.23	121.70
22	BA	1266	G	N1-C2-N2	-7.01	109.89	116.20
22	BA	556	A	N1-C6-N6	6.97	122.78	118.60
1	AA	365	U	C2-N1-C1'	-6.95	109.36	117.70
22	BA	984	A	C2-N3-C4	-6.95	107.12	110.60
22	BA	2678	C	C6-N1-C2	6.92	123.07	120.30
22	BA	2606	C	N3-C4-C5	6.92	124.67	121.90
22	BA	1168	G	N3-C4-N9	6.90	130.14	126.00
22	BA	593	U	C5-C6-N1	-6.90	119.25	122.70
22	BA	2346	A	C8-N9-C4	-6.89	103.04	105.80
22	DA	776	G	C4-N9-C1'	6.86	135.42	126.50
22	BA	686	U	C2-N1-C1'	-6.85	109.47	117.70
22	BA	946	C	N1-C2-O2	-6.82	114.81	118.90
22	BA	2030	A	C5-C6-N6	6.82	129.16	123.70

Continued on next page...

Continued from previous page...

Mol	Chain	Res	Type	Atoms	Z	Observed(°)	Ideal(°)
1	AA	4	U	C2-N1-C1'	6.81	125.88	117.70
22	BA	1663	G	C8-N9-C4	6.80	109.12	106.40
53	CA	328	C	C6-N1-C2	-6.80	117.58	120.30
53	CA	251	G	C8-N9-C1'	-6.78	118.19	127.00
22	BA	2611	C	N3-C4-C5	6.77	124.61	121.90
1	AA	1509	C	C6-N1-C2	6.74	123.00	120.30
22	BA	984	A	N9-C4-C5	-6.74	103.10	105.80
22	BA	1961	C	C6-N1-C2	6.71	122.98	120.30
22	BA	2092	U	P-O3'-C3'	6.68	127.72	119.70
22	BA	2419	U	C6-N1-C2	6.68	125.01	121.00
22	DA	774	G	C4-N9-C1'	-6.68	117.82	126.50
22	DA	1207	C	C6-N1-C2	-6.68	117.63	120.30
31	DJ	25	LEU	CA-CB-CG	6.67	130.64	115.30
22	BA	2445	G	N1-C6-O6	6.67	123.90	119.90
22	BA	1335	C	C6-N1-C2	6.64	122.95	120.30
22	BA	1763	G	C8-N9-C4	6.61	109.05	106.40
22	BA	984	A	C6-C5-N7	-6.58	127.70	132.30
22	BA	2286	G	C4-C5-N7	6.58	113.43	110.80
22	BA	1142	A	N3-C4-N9	-6.57	122.14	127.40
22	BA	530	G	C8-N9-C4	-6.55	103.78	106.40
22	DA	2197	U	P-O3'-C3'	6.55	127.56	119.70
1	AA	733	G	C4-N9-C1'	-6.54	117.99	126.50
22	BA	119	A	P-O3'-C3'	6.54	127.55	119.70
22	BA	1308	A	N1-C6-N6	-6.52	114.69	118.60
22	BA	2419	U	C5-C6-N1	-6.52	119.44	122.70
1	AA	16	A	C8-N9-C4	6.50	108.40	105.80
22	BA	2275	C	N3-C2-O2	-6.50	117.35	121.90
22	DA	1568	G	C8-N9-C1'	-6.49	118.56	127.00
22	BA	2012	G	N3-C4-N9	6.47	129.88	126.00
22	BA	1999	C	C6-N1-C2	6.46	122.89	120.30
5	AE	73	VAL	O-C-N	6.45	133.02	122.70
22	BA	1977	A	C8-N9-C4	6.43	108.37	105.80
22	BA	1266	G	N3-C2-N2	6.42	124.39	119.90
22	DA	1011	G	C4-N9-C1'	6.41	134.84	126.50
22	BA	1313	U	C2-N1-C1'	6.41	125.39	117.70
22	BA	2013	A	C8-N9-C4	6.41	108.36	105.80
22	BA	1670	C	C6-N1-C2	-6.38	117.75	120.30
22	BA	2512	C	N3-C2-O2	6.37	126.36	121.90
53	CA	210	C	C6-N1-C1'	-6.35	113.18	120.80
22	DA	1929	G	P-O3'-C3'	-6.35	112.08	119.70
22	DA	740	C	C6-N1-C2	6.34	122.83	120.30
22	BA	2250	G	C2-N3-C4	-6.33	108.74	111.90

Continued on next page...

Continued from previous page...

Mol	Chain	Res	Type	Atoms	Z	Observed(°)	Ideal(°)
22	BA	998	C	N3-C2-O2	-6.33	117.47	121.90
22	BA	1997	C	N3-C4-C5	6.30	124.42	121.90
22	BA	208	C	C6-N1-C2	6.28	122.81	120.30
22	BA	2275	C	C2-N1-C1'	6.28	125.71	118.80
22	DA	1428	C	C2-N1-C1'	-6.27	111.90	118.80
22	BA	2515	C	N1-C2-O2	-6.27	115.14	118.90
22	BA	1001	A	C8-N9-C4	6.26	108.31	105.80
22	BA	974	G	C8-N9-C4	-6.25	103.90	106.40
22	BA	2250	G	N1-C6-O6	6.21	123.63	119.90
22	BA	1828	G	C5-C6-O6	6.21	132.33	128.60
22	BA	2197	U	P-O3'-C3'	-6.20	112.27	119.70
22	BA	2002	G	C4-C5-N7	6.19	113.27	110.80
22	BA	2275	C	C6-N1-C2	-6.17	117.83	120.30
53	CA	765	G	C4-N9-C1'	6.15	134.49	126.50
1	AA	400	C	C6-N1-C2	6.13	122.75	120.30
22	BA	523	C	N1-C2-O2	-6.13	115.22	118.90
22	BA	2512	C	N1-C2-O2	-6.12	115.23	118.90
22	BA	806	C	N3-C4-C5	6.11	124.34	121.90
22	BA	786	C	C6-N1-C2	6.10	122.74	120.30
22	BA	784	G	C8-N9-C4	-6.08	103.97	106.40
22	BA	530	G	N3-C4-C5	-6.06	125.57	128.60
22	BA	783	A	C6-C5-N7	-6.04	128.07	132.30
22	DA	2683	C	C6-N1-C2	-6.04	117.89	120.30
22	BA	2445	G	C5-C6-O6	-6.04	124.98	128.60
1	AA	368	U	C2-N1-C1'	6.02	124.92	117.70
22	BA	2030	A	N9-C4-C5	6.02	108.21	105.80
22	BA	2250	G	N3-C4-C5	6.02	131.61	128.60
22	DA	388	G	C4-N9-C1'	6.00	134.30	126.50
22	DA	1011	G	C8-N9-C1'	-6.00	119.21	127.00
22	BA	974	G	C5-C6-O6	-5.99	125.00	128.60
1	AA	1451	U	C2-N1-C1'	5.98	124.88	117.70
22	BA	2579	C	N3-C4-C5	5.98	124.29	121.90
22	DA	1568	G	C4-N9-C1'	5.98	134.28	126.50
1	AA	733	G	C8-N9-C1'	5.98	134.77	127.00
1	AA	1383	C	C6-N1-C2	5.96	122.68	120.30
22	BA	2645	G	C6-C5-N7	-5.95	126.83	130.40
1	AA	1053	G	C4-N9-C1'	-5.94	118.78	126.50
22	BA	1617	C	C6-N1-C2	5.93	122.67	120.30
22	BA	1785	A	C8-N9-C4	-5.93	103.43	105.80
22	BA	1997	C	C6-N1-C2	5.93	122.67	120.30
22	BA	2264	C	C6-N1-C2	5.93	122.67	120.30
22	BA	1764	C	N1-C2-O2	-5.90	115.36	118.90

Continued on next page...

Continued from previous page...

Mol	Chain	Res	Type	Atoms	Z	Observed(°)	Ideal(°)
22	BA	2451	A	C8-N9-C4	-5.90	103.44	105.80
22	BA	1142	A	C4-C5-N7	5.89	113.65	110.70
22	BA	208	C	N3-C2-O2	5.89	126.02	121.90
22	BA	2021	C	C2-N1-C1'	5.87	125.26	118.80
58	DF	177	ARG	C-N-CA	-5.85	107.07	121.70
22	BA	1038	G	O3'-P-O5'	5.85	115.12	104.00
22	BA	987	C	C5-C6-N1	-5.85	118.08	121.00
22	BA	2821	A	C8-N9-C4	5.85	108.14	105.80
22	BA	1453	A	C8-N9-C4	5.84	108.14	105.80
22	DA	776	G	C8-N9-C1'	-5.83	119.42	127.00
22	BA	1452	G	C4-C5-N7	5.82	113.13	110.80
22	BA	2689	U	C2-N1-C1'	-5.82	110.72	117.70
53	CA	503	C	C6-N1-C2	-5.80	117.98	120.30
22	BA	567	U	N1-C2-O2	-5.79	118.75	122.80
22	BA	1936	A	C2-N3-C4	-5.79	107.70	110.60
22	DA	2405	G	C4-N9-C1'	5.78	134.01	126.50
22	BA	1985	C	C6-N1-C2	5.75	122.60	120.30
22	DA	726	G	N3-C2-N2	-5.75	115.88	119.90
22	BA	828	U	N3-C2-O2	5.74	126.22	122.20
22	BA	984	A	C8-N9-C1'	-5.74	117.37	127.70
22	BA	535	G	N7-C8-N9	-5.74	110.23	113.10
22	BA	740	C	C6-N1-C2	5.74	122.59	120.30
22	BA	1146	C	N1-C2-O2	-5.73	115.46	118.90
22	BA	2012	G	C8-N9-C4	5.72	108.69	106.40
22	DA	1942	C	C6-N1-C2	-5.70	118.02	120.30
22	DA	2197	U	O3'-P-O5'	-5.70	93.17	104.00
22	BA	2264	C	C5-C6-N1	-5.70	118.15	121.00
22	BA	2274	A	C8-N9-C4	5.69	108.08	105.80
22	BA	2806	C	C6-N1-C2	5.69	122.58	120.30
22	BA	2258	C	C6-N1-C2	5.69	122.57	120.30
53	CA	717	U	C2-N1-C1'	5.68	124.52	117.70
22	BA	2606	C	C2-N3-C4	-5.68	117.06	119.90
22	BA	801	G	C4-C5-N7	-5.67	108.53	110.80
22	BA	462	C	C6-N1-C2	5.67	122.57	120.30
22	DA	1049	C	C2-N1-C1'	5.67	125.03	118.80
22	DA	1386	C	C2-N1-C1'	5.66	125.02	118.80
1	AA	316	C	C6-N1-C2	-5.64	118.04	120.30
22	BA	1123	C	N3-C4-C5	5.64	124.16	121.90
53	CA	381	C	C5-C6-N1	5.64	123.82	121.00
22	BA	2503	A	C2-N3-C4	5.64	113.42	110.60
22	BA	2587	A	N1-C2-N3	5.64	132.12	129.30
22	BA	1117	C	N1-C2-O2	-5.63	115.52	118.90

Continued on next page...

Continued from previous page...

Mol	Chain	Res	Type	Atoms	Z	Observed(°)	Ideal(°)
22	BA	2622	U	N1-C2-O2	-5.63	118.86	122.80
22	BA	833	A	C8-N9-C4	5.63	108.05	105.80
22	BA	2025	C	C5-C6-N1	-5.63	118.19	121.00
22	BA	2513	A	N1-C2-N3	5.63	132.11	129.30
22	BA	1036	G	C8-N9-C4	5.62	108.65	106.40
22	BA	906	U	C2-N1-C1'	-5.62	110.96	117.70
22	BA	1155	A	N9-C4-C5	5.62	108.05	105.80
22	BA	2263	C	C6-N1-C2	5.61	122.54	120.30
22	BA	208	C	C2-N1-C1'	-5.61	112.63	118.80
22	BA	2691	C	N3-C2-O2	5.61	125.82	121.90
25	BD	10	GLY	N-CA-C	5.60	127.11	113.10
22	BA	2275	C	N1-C2-O2	5.59	122.25	118.90
22	BA	2658	C	C6-N1-C2	5.58	122.53	120.30
22	BA	1223	G	N1-C6-O6	-5.57	116.56	119.90
22	BA	1452	G	C5-N7-C8	-5.57	101.51	104.30
22	BA	2286	G	N7-C8-N9	5.57	115.89	113.10
22	BA	529	A	N7-C8-N9	-5.57	111.02	113.80
1	AA	1212	U	C2-N1-C1'	5.57	124.38	117.70
22	BA	570	G	C5-N7-C8	5.56	107.08	104.30
22	DA	1255	U	C2-N1-C1'	5.56	124.38	117.70
22	DA	958	U	C2-N1-C1'	5.55	124.36	117.70
22	BA	1618	A	N1-C6-N6	-5.55	115.27	118.60
24	BC	109	LEU	CA-CB-CG	5.55	128.07	115.30
22	DA	1313	U	N3-C2-O2	-5.55	118.32	122.20
22	BA	2002	G	N7-C8-N9	5.54	115.87	113.10
22	BA	1555	G	C6-C5-N7	-5.54	127.07	130.40
22	BA	914	G	N1-C6-O6	5.54	123.22	119.90
22	BA	305	C	N1-C2-O2	-5.54	115.58	118.90
22	BA	2842	G	C5-C6-O6	-5.53	125.28	128.60
22	BA	2815	C	C6-N1-C2	5.53	122.51	120.30
1	AA	372	C	C6-N1-C2	5.52	122.51	120.30
22	DA	1654	A	C3'-C2'-C1'	5.52	105.92	101.50
22	BA	1779	U	C2-N1-C1'	-5.51	111.08	117.70
22	BA	2197	U	O3'-P-O5'	-5.51	93.52	104.00
22	BA	1617	C	C5-C6-N1	-5.51	118.25	121.00
22	BA	1784	A	C8-N9-C4	5.51	108.00	105.80
22	BA	853	C	C5-C6-N1	-5.50	118.25	121.00
22	BA	1537	G	C3'-C2'-C1'	5.50	105.90	101.50
22	DA	774	G	C8-N9-C1'	5.50	134.15	127.00
22	BA	528	A	C5-N7-C8	-5.50	101.15	103.90
22	BA	1168	G	C8-N9-C1'	-5.50	119.85	127.00
22	BA	1293	C	N1-C2-O2	-5.49	115.60	118.90

Continued on next page...

Continued from previous page...

Mol	Chain	Res	Type	Atoms	Z	Observed(°)	Ideal(°)
22	BA	1137	G	C8-N9-C4	5.49	108.59	106.40
22	BA	783	A	N1-C6-N6	5.48	121.89	118.60
22	BA	2029	G	N3-C4-C5	5.47	131.34	128.60
22	BA	1238	G	C4-N9-C1'	-5.47	119.39	126.50
22	BA	817	C	N1-C2-O2	-5.46	115.62	118.90
22	BA	993	G	N1-C6-O6	-5.46	116.62	119.90
22	BA	1450	G	N3-C4-N9	5.46	129.28	126.00
53	CA	210	C	N1-C2-O2	5.45	122.17	118.90
22	BA	1555	G	N1-C6-O6	5.45	123.17	119.90
1	AA	16	A	N7-C8-N9	-5.44	111.08	113.80
22	BA	876	C	P-O3'-C3'	5.44	126.22	119.70
22	BA	756	A	C8-N9-C4	5.43	107.97	105.80
53	CA	328	C	C5-C6-N1	5.43	123.72	121.00
22	DA	1456	G	C8-N9-C4	-5.43	104.23	106.40
22	BA	386	G	P-O3'-C3'	5.42	126.20	119.70
22	BA	1186	G	C6-C5-N7	-5.42	127.15	130.40
22	BA	1001	A	N9-C4-C5	-5.41	103.63	105.80
22	BA	2035	G	N1-C6-O6	-5.41	116.65	119.90
53	CA	381	C	C6-N1-C1'	-5.41	114.31	120.80
22	BA	783	A	C8-N9-C4	-5.40	103.64	105.80
22	DA	217	A	C8-N9-C4	-5.40	103.64	105.80
22	DA	1021	A	C3'-C2'-C1'	5.40	105.82	101.50
1	AA	1053	G	C8-N9-C1'	5.40	134.02	127.00
22	DA	1667	G	C8-N9-C1'	-5.40	119.98	127.00
22	BA	985	C	C2-N1-C1'	5.39	124.73	118.80
22	BA	570	G	C4-C5-N7	-5.39	108.65	110.80
1	AA	266	G	C3'-C2'-C1'	5.38	105.81	101.50
22	BA	2579	C	N3-C4-N4	-5.38	114.23	118.00
22	BA	2820	A	C6-C5-N7	-5.38	128.53	132.30
22	DA	2498	C	C6-N1-C2	-5.38	118.15	120.30
22	DA	748	G	C4-N9-C1'	5.37	133.49	126.50
22	DA	1810	A	C8-N9-C4	-5.37	103.65	105.80
22	BA	2072	C	C6-N1-C2	5.37	122.45	120.30
33	BL	19	LEU	CA-CB-CG	5.37	127.64	115.30
22	DA	2405	G	C8-N9-C1'	-5.36	120.03	127.00
22	BA	1072	C	C2-N1-C1'	5.36	124.70	118.80
23	BB	2	G	C4-N9-C1'	5.36	133.47	126.50
22	DA	388	G	C8-N9-C1'	-5.36	120.03	127.00
22	BA	1168	G	C4-N9-C1'	5.36	133.46	126.50
22	BA	2606	C	C5-C6-N1	-5.35	118.32	121.00
22	BA	2778	A	C4-C5-C6	5.35	119.68	117.00
22	BA	834	G	N1-C6-O6	5.35	123.11	119.90

Continued on next page...

Continued from previous page...

Mol	Chain	Res	Type	Atoms	Z	Observed(°)	Ideal(°)
53	CA	1161	C	C6-N1-C2	-5.35	118.16	120.30
22	BA	1155	A	C8-N9-C4	-5.34	103.66	105.80
22	DA	1255	U	C5-C6-N1	5.34	125.37	122.70
22	BA	1670	C	N3-C4-C5	-5.34	119.77	121.90
1	AA	586	C	C6-N1-C2	5.34	122.44	120.30
22	BA	580	U	C5-C6-N1	-5.34	120.03	122.70
22	BA	1168	G	N3-C4-C5	-5.34	125.93	128.60
22	BA	1936	A	C3'-C2'-C1'	5.33	105.77	101.50
22	BA	2360	G	C2-N3-C4	-5.33	109.23	111.90
22	BA	984	A	C4-N9-C1'	5.33	135.89	126.30
22	BA	2866	U	N3-C2-O2	-5.33	118.47	122.20
22	DA	1206	G	C3'-C2'-C1'	5.33	105.76	101.50
22	DA	73	A	C3'-C2'-C1'	5.32	105.76	101.50
22	DA	2620	C	C6-N1-C2	5.32	122.43	120.30
22	BA	2002	G	C5-N7-C8	-5.32	101.64	104.30
53	CA	1138	G	C3'-C2'-C1'	5.32	105.76	101.50
22	BA	2553	G	N3-C4-C5	-5.32	125.94	128.60
22	BA	2362	C	C6-N1-C2	5.31	122.42	120.30
53	CA	279	A	C3'-C2'-C1'	5.31	105.75	101.50
22	BA	2250	G	C6-C5-N7	-5.31	127.22	130.40
22	BA	1022	G	N9-C4-C5	5.30	107.52	105.40
1	AA	1053	G	N3-C4-N9	-5.30	122.82	126.00
22	BA	2788	C	C6-N1-C2	5.30	122.42	120.30
22	BA	974	G	C4-N9-C1'	5.30	133.39	126.50
22	BA	1985	C	C2-N3-C4	-5.30	117.25	119.90
22	DA	1388	G	C3'-C2'-C1'	5.29	105.73	101.50
1	AA	414	A	C3'-C2'-C1'	5.29	105.73	101.50
53	CA	519	C	C3'-C2'-C1'	5.29	105.73	101.50
22	BA	70	G	C8-N9-C4	5.28	108.51	106.40
1	AA	351	G	C4-C5-N7	5.28	112.91	110.80
22	BA	523	C	N3-C2-O2	5.28	125.60	121.90
22	BA	1618	A	C5-C6-N6	5.28	127.92	123.70
22	BA	806	C	C4-C5-C6	-5.28	114.76	117.40
22	BA	2725	A	C8-N9-C4	5.28	107.91	105.80
22	BA	2197	U	OP1-P-O3'	5.27	116.80	105.20
22	BA	2362	C	C5-C6-N1	-5.27	118.37	121.00
22	DA	860	U	C3'-C2'-C1'	5.26	105.71	101.50
22	BA	1763	G	N3-C4-C5	5.26	131.23	128.60
22	BA	1293	C	C6-N1-C2	5.26	122.40	120.30
1	AA	1287	A	C3'-C2'-C1'	5.25	105.70	101.50
22	DA	412	A	C3'-C2'-C1'	5.25	105.70	101.50
22	BA	735	A	N1-C2-N3	5.25	131.92	129.30

Continued on next page...

Continued from previous page...

Mol	Chain	Res	Type	Atoms	Z	Observed(°)	Ideal(°)
53	CA	1297	G	C4-N9-C1'	-5.25	119.68	126.50
22	BA	1363	C	N1-C2-O2	-5.25	115.75	118.90
22	BA	2800	A	C3'-C2'-C1'	5.25	105.70	101.50
22	BA	2579	C	C6-N1-C2	5.24	122.40	120.30
53	CA	71	A	C3'-C2'-C1'	5.24	105.69	101.50
22	DA	671	C	C2-N1-C1'	5.24	124.57	118.80
22	BA	1779	U	C5-C4-O4	5.24	129.04	125.90
12	AL	23	LEU	N-CA-C	5.24	125.14	111.00
22	BA	529	A	N9-C4-C5	-5.23	103.71	105.80
53	CA	6	G	C3'-C2'-C1'	5.23	105.69	101.50
22	BA	753	A	C6-N1-C2	-5.23	115.46	118.60
22	DA	2021	C	C2-N1-C1'	5.23	124.55	118.80
22	BA	2778	A	N1-C2-N3	5.23	131.91	129.30
22	BA	957	C	C6-N1-C2	5.23	122.39	120.30
53	CA	428	G	C4-N9-C1'	-5.23	119.70	126.50
22	BA	746	U	N3-C4-C5	5.22	117.73	114.60
22	BA	1009	A	C8-N9-C4	5.22	107.89	105.80
22	BA	2136	G	C3'-C2'-C1'	5.22	105.68	101.50
22	BA	2587	A	C6-N1-C2	-5.22	115.47	118.60
1	AA	87	C	C3'-C2'-C1'	5.22	105.67	101.50
5	AE	73	VAL	CA-C-N	-5.22	105.72	117.20
22	DA	2310	C	C3'-C2'-C1'	5.22	105.68	101.50
1	AA	1286	U	C2-N1-C1'	5.22	123.96	117.70
22	BA	787	C	C6-N1-C2	5.21	122.38	120.30
22	DA	1993	U	N3-C2-O2	-5.21	118.55	122.20
22	BA	2313	C	C6-N1-C2	5.21	122.38	120.30
22	DA	1788	C	N3-C4-C5	5.21	123.98	121.90
22	DA	1866	A	C3'-C2'-C1'	5.21	105.67	101.50
22	DA	2565	A	C8-N9-C4	5.21	107.88	105.80
22	DA	1267	U	C3'-C2'-C1'	5.20	105.66	101.50
22	DA	1274	A	C3'-C2'-C1'	5.20	105.66	101.50
22	BA	743	A	C8-N9-C4	5.20	107.88	105.80
1	AA	1381	U	C3'-C2'-C1'	5.20	105.66	101.50
22	BA	876	C	O3'-P-O5'	-5.20	94.13	104.00
22	DA	2021	C	C5-C6-N1	5.19	123.59	121.00
22	BA	2466	C	C6-N1-C2	5.18	122.37	120.30
1	AA	184	G	C3'-C2'-C1'	5.18	105.64	101.50
22	BA	1615	C	C6-N1-C2	5.18	122.37	120.30
22	DA	1400	U	C3'-C2'-C1'	5.18	105.64	101.50
22	BA	1772	A	C8-N9-C4	5.18	107.87	105.80
23	BB	57	A	C8-N9-C4	-5.17	103.73	105.80
22	BA	914	G	C4-C5-N7	5.17	112.87	110.80

Continued on next page...

Continued from previous page...

Mol	Chain	Res	Type	Atoms	Z	Observed(°)	Ideal(°)
22	BA	2020	A	C8-N9-C4	-5.17	103.73	105.80
22	BA	2870	C	C6-N1-C2	5.17	122.37	120.30
1	AA	1348	U	C3'-C2'-C1'	5.16	105.63	101.50
22	BA	1617	C	C2-N1-C1'	-5.16	113.12	118.80
22	BA	1293	C	N3-C2-O2	5.16	125.51	121.90
22	DA	575	A	C3'-C2'-C1'	5.16	105.63	101.50
22	BA	2452	C	C6-N1-C2	5.16	122.36	120.30
22	BA	1142	A	N1-C6-N6	5.16	121.69	118.60
22	BA	2258	C	C5-C6-N1	-5.16	118.42	121.00
22	DA	475	C	C2-N1-C1'	5.16	124.47	118.80
22	DA	2508	G	C8-N9-C4	5.16	108.46	106.40
22	DA	672	C	C6-N1-C2	-5.15	118.24	120.30
22	BA	142	A	C3'-C2'-C1'	5.15	105.62	101.50
22	BA	1340	U	N3-C4-O4	-5.15	115.80	119.40
22	BA	2282	G	N3-C4-C5	-5.14	126.03	128.60
22	BA	15	G	N3-C4-N9	-5.14	122.92	126.00
22	BA	2250	G	N9-C4-C5	-5.14	103.34	105.40
22	BA	1835	G	N1-C6-O6	5.13	122.98	119.90
22	DA	103	A	C3'-C2'-C1'	5.13	105.60	101.50
22	BA	2012	G	C4-C5-N7	5.12	112.85	110.80
22	BA	2538	C	N3-C4-C5	5.12	123.95	121.90
22	BA	686	U	C6-N1-C1'	5.12	128.37	121.20
22	BA	931	U	C2-N1-C1'	5.12	123.84	117.70
53	CA	247	G	C3'-C2'-C1'	5.12	105.59	101.50
23	BB	95	U	C5-C4-O4	-5.11	122.83	125.90
26	BE	44	ARG	NE-CZ-NH1	-5.11	117.74	120.30
23	BB	52	A	N9-C4-C5	-5.11	103.76	105.80
53	CA	765	G	C8-N9-C1'	-5.11	120.36	127.00
31	BJ	140	LEU	CA-CB-CG	5.11	127.04	115.30
53	CA	353	A	C8-N9-C4	-5.11	103.76	105.80
22	DA	2615	U	C3'-C2'-C1'	5.11	105.58	101.50
22	BA	1311	G	C5-N7-C8	-5.10	101.75	104.30
22	BA	1944	U	C5-C6-N1	-5.10	120.15	122.70
22	DA	1612	C	C3'-C2'-C1'	5.10	105.58	101.50
22	DA	389	G	C3'-C2'-C1'	5.10	105.58	101.50
22	DA	1695	G	C3'-C2'-C1'	5.10	105.58	101.50
22	BA	828	U	N1-C2-O2	-5.10	119.23	122.80
22	BA	26	G	N3-C4-C5	-5.09	126.05	128.60
1	AA	309	A	C8-N9-C4	5.09	107.84	105.80
53	CA	1381	U	C3'-C2'-C1'	5.09	105.57	101.50
22	DA	14	A	C3'-C2'-C1'	5.09	105.57	101.50
22	BA	507	A	C3'-C2'-C1'	5.09	105.57	101.50

Continued on next page...

Continued from previous page...

Mol	Chain	Res	Type	Atoms	Z	Observed(°)	Ideal(°)
1	AA	1302	C	C2-N1-C1'	5.08	124.39	118.80
22	DA	1929	G	O3'-P-O5'	-5.08	94.34	104.00
22	DA	1996	C	C6-N1-C2	5.08	122.33	120.30
53	CA	251	G	C6-C5-N7	-5.08	127.35	130.40
22	DA	128	C	C3'-C2'-C1'	5.08	105.56	101.50
22	DA	2880	C	C6-N1-C2	-5.08	118.27	120.30
22	DA	139	U	C2-N1-C1'	5.08	123.80	117.70
1	AA	1079	G	N3-C4-C5	-5.08	126.06	128.60
22	DA	604	G	C3'-C2'-C1'	5.08	105.56	101.50
22	BA	1030	C	N1-C2-O2	-5.07	115.86	118.90
22	BA	1997	C	C2-N1-C1'	-5.07	113.22	118.80
22	DA	1555	G	C3'-C2'-C1'	5.07	105.56	101.50
22	DA	335	C	C3'-C2'-C1'	5.07	105.55	101.50
22	DA	1475	G	C4-N9-C1'	5.07	133.09	126.50
57	DB	16	G	C3'-C2'-C1'	5.07	105.55	101.50
22	BA	2676	C	C5-C6-N1	-5.07	118.47	121.00
22	BA	916	G	C6-C5-N7	-5.06	127.36	130.40
22	BA	2738	A	C8-N9-C4	5.06	107.83	105.80
53	CA	705	G	C8-N9-C4	-5.06	104.38	106.40
22	BA	2853	C	C6-N1-C2	5.06	122.32	120.30
22	DA	2458	G	C4-C5-N7	5.06	112.82	110.80
22	BA	2853	C	C5-C6-N1	-5.06	118.47	121.00
22	BA	864	G	C8-N9-C1'	-5.06	120.43	127.00
22	BA	467	G	C8-N9-C4	5.05	108.42	106.40
22	DA	1648	U	C3'-C2'-C1'	5.05	105.54	101.50
53	CA	1278	G	C3'-C2'-C1'	5.05	105.54	101.50
22	DA	483	A	C3'-C2'-C1'	5.05	105.54	101.50
53	CA	6	G	C8-N9-C1'	5.05	133.56	127.00
1	AA	198	G	C3'-C2'-C1'	5.04	105.54	101.50
22	BA	2252	G	C8-N9-C4	5.04	108.42	106.40
22	DA	2656	U	C3'-C2'-C1'	5.04	105.54	101.50
22	BA	2242	G	N1-C6-O6	5.04	122.93	119.90
22	DA	2428	G	C3'-C2'-C1'	5.04	105.53	101.50
53	CA	1160	G	C3'-C2'-C1'	5.04	105.53	101.50
22	BA	2092	U	OP2-P-O3'	5.04	116.28	105.20
22	BA	941	A	N1-C2-N3	5.04	131.82	129.30
22	BA	378	C	N3-C4-C5	5.03	123.91	121.90
22	BA	556	A	C5-C6-N6	-5.03	119.67	123.70
22	DA	1026	G	C3'-C2'-C1'	5.03	105.52	101.50
22	DA	1510	G	C3'-C2'-C1'	5.03	105.52	101.50
22	BA	2495	G	C8-N9-C4	5.03	108.41	106.40
22	DA	1399	C	C3'-C2'-C1'	5.03	105.52	101.50

Continued on next page...

Continued from previous page...

Mol	Chain	Res	Type	Atoms	Z	Observed(°)	Ideal(°)
1	AA	534	U	C3'-C2'-C1'	5.02	105.52	101.50
22	BA	2689	U	C5-C4-O4	5.02	128.91	125.90
22	BA	1984	G	N3-C4-N9	5.02	129.01	126.00
22	BA	2045	C	C2-N3-C4	-5.02	117.39	119.90
22	DA	1493	C	C2-N1-C1'	5.02	124.32	118.80
22	BA	1999	C	C5-C6-N1	-5.02	118.49	121.00
22	DA	2197	U	OP1-P-O3'	5.02	116.24	105.20
57	DB	110	C	C3'-C2'-C1'	5.02	105.52	101.50
22	DA	915	C	C3'-C2'-C1'	5.02	105.51	101.50
22	BA	1555	G	C5-C6-O6	-5.01	125.59	128.60
22	BA	2026	U	C5-C6-N1	-5.01	120.19	122.70
22	BA	2830	C	C5-C6-N1	-5.01	118.49	121.00
22	DA	1915	U	C3'-C2'-C1'	5.01	105.51	101.50
22	BA	2488	G	N1-C6-O6	5.01	122.90	119.90
22	BA	2762	C	N1-C2-O2	-5.01	115.90	118.90

There are no chirality outliers.

All (3) planarity outliers are listed below:

Mol	Chain	Res	Type	Group
51	B3	29	ARG	Peptide
25	BD	9	VAL	Peptide
35	BN	101	GLY	Peptide

5.2 Too-close contacts

In the following table, the Non-H and H(model) columns list the number of non-hydrogen atoms and hydrogen atoms in the chain respectively. The H(added) column lists the number of hydrogen atoms added and optimized by MolProbity. The Clashes column lists the number of clashes within the asymmetric unit, whereas Symm-Clashes lists symmetry related clashes.

Mol	Chain	Non-H	H(model)	H(added)	Clashes	Symm-Clashes
1	AA	32895	0	16553	1232	1
2	AB	1705	0	1732	183	0
2	CB	1705	0	1732	151	0
3	AC	1625	0	1699	109	0
3	CC	1625	0	1699	128	0
4	AD	1643	0	1710	145	0
4	CD	1643	0	1710	157	0
5	AE	1106	0	1148	148	0
5	CE	1106	0	1148	101	0

Continued on next page...

Continued from previous page...

Mol	Chain	Non-H	H(model)	H(added)	Clashes	Symm-Clashes
6	AF	818	0	808	87	0
6	CF	818	0	808	67	0
7	AG	1182	0	1240	86	0
8	AH	979	0	1034	99	0
8	CH	979	0	1034	92	0
9	AI	1022	0	1070	84	0
9	CI	1022	0	1070	107	0
10	AJ	787	0	828	78	0
10	CJ	787	0	828	91	0
11	AK	877	0	887	91	0
11	CK	877	0	887	71	0
12	AL	955	0	1019	90	0
12	CL	955	0	1019	100	0
13	AM	884	0	944	73	0
14	AN	774	0	827	69	0
14	CN	769	0	822	77	0
15	AO	714	0	737	46	0
15	CO	714	0	737	52	0
16	AP	649	0	666	50	0
17	AQ	649	0	691	71	0
17	CQ	649	0	691	66	0
18	AR	456	0	478	30	0
18	CR	456	0	478	39	0
19	AS	638	0	665	59	0
19	CS	638	0	665	65	0
20	AT	665	0	714	81	0
20	CT	665	0	714	45	0
21	AU	426	0	449	80	0
21	CU	426	0	449	80	0
22	BA	61274	0	30819	1937	6
22	DA	60995	0	30679	3516	8
23	BB	2529	0	1281	73	0
24	BC	2083	0	2157	217	0
24	DC	2083	0	2157	215	0
25	BD	1565	0	1616	196	1
25	DD	1565	0	1616	189	0
26	BE	1552	0	1619	151	0
26	DE	1552	0	1619	180	0
27	BF	1411	0	1447	135	0
28	BG	1323	0	1374	146	0
28	DG	1323	0	1374	126	0
29	BH	1111	0	1148	102	0

Continued on next page...

Continued from previous page...

Mol	Chain	Non-H	H(model)	H(added)	Clashes	Symm-Clashes
29	DH	1111	0	1148	96	0
30	BI	1032	0	1088	112	0
30	DI	1032	0	1088	65	0
31	BJ	1129	0	1162	156	0
31	DJ	1129	0	1162	140	0
32	BK	939	0	1012	121	0
32	DK	939	0	1012	109	0
33	BL	1045	0	1117	130	1
33	DL	1045	0	1117	128	0
34	BM	1074	0	1157	90	0
34	DM	1074	0	1157	94	0
35	BN	961	0	1000	89	0
35	DN	961	0	1000	122	0
36	BO	892	0	923	74	0
36	DO	892	0	923	79	0
37	BP	917	0	965	141	0
37	DP	917	0	965	121	0
38	BQ	947	0	1022	127	0
38	DQ	947	0	1022	121	0
39	BR	816	0	839	116	0
39	DR	816	0	839	93	0
40	BS	857	0	922	74	0
40	DS	857	0	922	60	0
41	BT	739	0	807	112	0
41	DT	739	0	807	99	0
42	BU	780	0	834	54	0
42	DU	780	0	834	92	0
43	BV	753	0	780	66	0
43	DV	753	0	780	60	0
44	BW	596	0	610	204	0
44	DW	596	0	610	115	0
45	BX	625	0	655	56	0
45	DX	625	0	655	75	0
46	BY	509	0	543	50	0
46	DY	509	0	543	63	0
47	BZ	449	0	491	33	0
47	DZ	449	0	491	40	1
48	B0	444	0	461	30	0
48	D0	444	0	461	57	0
49	B1	410	0	440	33	0
49	D1	410	0	440	36	0
50	B2	377	0	418	35	0

Continued on next page...

Continued from previous page...

Mol	Chain	Non-H	H(model)	H(added)	Clashes	Symm-Clashes
50	D2	377	0	418	42	0
51	B3	504	0	574	47	0
51	D3	504	0	574	57	0
52	B4	302	0	340	30	0
52	D4	302	0	342	27	0
53	CA	32831	0	16521	1619	0
54	CG	1175	0	1230	131	0
55	CM	877	0	937	91	0
56	CP	639	0	656	61	0
57	DB	2507	0	1270	159	0
58	DF	1420	0	1460	184	0
59	AA	43	0	0	0	0
59	BA	134	0	0	0	0
59	BB	4	0	0	0	0
59	CA	41	0	0	0	0
59	CE	1	0	0	0	0
59	DA	133	0	0	0	0
59	DB	1	0	0	0	0
59	DC	2	0	0	0	0
59	DJ	1	0	0	0	0
60	BA	58	0	64	8	0
61	B4	1	0	0	0	0
61	D4	1	0	0	0	0
62	AA	198	0	0	5	0
62	AL	1	0	0	0	0
62	AN	6	0	0	1	0
62	AT	2	0	0	0	0
62	AU	1	0	0	0	0
62	B2	1	0	0	0	0
62	B3	3	0	0	0	0
62	B4	1	0	0	0	0
62	BA	598	0	0	29	0
62	BB	20	0	0	1	0
62	BC	10	0	0	0	0
62	BD	2	0	0	0	0
62	BE	1	0	0	0	0
62	BL	2	0	0	1	0
62	BN	3	0	0	1	0
62	BQ	1	0	0	0	0
62	BR	1	0	0	0	0
62	BT	1	0	0	1	0
62	CA	192	0	0	6	0

Continued on next page...

Continued from previous page...

Mol	Chain	Non-H	H(model)	H(added)	Clashes	Symm-Clashes
62	CE	5	0	0	1	0
62	CI	1	0	0	0	0
62	CL	1	0	0	0	0
62	CN	3	0	0	0	0
62	CT	3	0	0	0	0
62	CU	2	0	0	0	0
62	D2	1	0	0	1	0
62	D3	1	0	0	0	0
62	D4	3	0	0	0	0
62	DA	595	0	0	28	0
62	DB	4	0	0	0	0
62	DC	13	0	0	1	0
62	DD	3	0	0	1	0
62	DE	3	0	0	0	0
62	DJ	6	0	0	0	0
62	DL	6	0	0	1	0
62	DN	2	0	0	0	0
62	DT	3	0	0	0	0
62	DU	2	0	0	0	0
62	DV	1	0	0	0	0
All	All	284525	0	190904	16341	9

The all-atom clashscore is defined as the number of clashes found per 1000 atoms (including hydrogen atoms). The all-atom clashscore for this structure is 35.

All (16341) close contacts within the same asymmetric unit are listed below, sorted by their clash magnitude.

Atom-1	Atom-2	Interatomic distance (Å)	Clash overlap (Å)
53:CA:1157:A:H4'	53:CA:1158:C:O5'	1.38	1.20
22:DA:1808:A:H3'	22:DA:1809:A:H8	1.05	1.20
53:CA:120:A:C3'	53:CA:121:U:H5''	1.73	1.19
22:DA:2091:C:OP2	22:DA:2092:U:H3'	1.39	1.18
22:BA:900:A:C2'	22:BA:901:C:H5'	1.74	1.17
21:CU:16:ARG:HG3	21:CU:19:LYS:HG2	1.23	1.16
38:BQ:63:ARG:NH1	38:BQ:96:ASP:HA	1.59	1.16
22:BA:1082:U:H5'	30:BI:117:THR:O	1.43	1.16
1:AA:975:A:H4'	1:AA:976:G:H5'	1.28	1.16
12:CL:43:LYS:HB3	12:CL:44:PRO:HD2	1.26	1.15
22:DA:1385:A:H4'	22:DA:1386:C:OP1	1.37	1.15
22:DA:227:A:H4'	22:DA:228:C:OP1	1.46	1.15
1:AA:721:G:H4'	1:AA:722:G:O5'	1.44	1.15

Continued on next page...

Continued from previous page...

Atom-1	Atom-2	Interatomic distance (Å)	Clash overlap (Å)
29:BH:31:VAL:HB	29:BH:32:PRO:HD2	1.19	1.14
22:BA:1179:G:H3'	22:BA:1180:U:H4'	1.25	1.13
1:AA:1129:C:H5''	9:AI:17:ARG:HH22	0.96	1.12
22:BA:2800:A:H4'	22:BA:2801:G:OP2	1.32	1.12
22:DA:454:A:H4'	22:DA:455:C:OP2	1.37	1.12
22:DA:2344:U:H4'	22:DA:2345:G:OP1	1.44	1.12
22:BA:1458:U:H4'	22:BA:1459:G:O5'	1.26	1.12
22:DA:1489:C:H4'	22:DA:1490:A:OP1	1.39	1.11
22:BA:900:A:H2'	22:BA:901:C:H5'	1.17	1.11
22:BA:1073:A:H3'	22:BA:1074:G:H5''	1.27	1.11
31:BJ:44:TYR:HB2	38:BQ:63:ARG:HB3	1.29	1.10
22:BA:904:G:H2'	22:BA:905:A:H8	1.08	1.10
22:BA:1025:G:H4'	22:BA:1026:G:OP2	1.44	1.10
1:AA:982:U:H4'	1:AA:983:A:O5'	1.43	1.10
44:BW:76:ARG:HH21	44:BW:76:ARG:HG3	1.10	1.09
57:DB:12:C:H4'	57:DB:13:G:OP1	1.30	1.09
38:DQ:61:ILE:HD11	38:DQ:92:LYS:HD3	1.25	1.09
43:BV:80:HIS:CD2	43:BV:83:LYS:H	1.70	1.09
22:DA:1913:A:H4'	22:DA:1914:C:OP1	1.28	1.09
4:CD:2:ARG:HH21	4:CD:114:ARG:HD3	1.06	1.09
12:AL:49:ARG:HH11	12:AL:49:ARG:HG2	1.05	1.08
27:BF:35:LEU:HB3	27:BF:153:ILE:HG22	1.27	1.08
6:AF:16:GLU:HG2	4:CD:191:SER:HB2	1.22	1.08
57:DB:56:G:H4'	57:DB:57:A:O5'	1.46	1.08
57:DB:112:G:H21	36:DO:45:SER:HA	1.18	1.08
22:DA:241:A:H4'	22:DA:242:G:OP1	1.35	1.08
22:DA:483:A:H2'	22:DA:484:C:H6	1.18	1.08
33:BL:93:ASN:HD22	33:BL:94:THR:N	1.53	1.07
53:CA:1183:U:H3'	53:CA:1184:G:H5''	1.28	1.07
6:AF:3:HIS:H	6:AF:92:THR:HG23	1.19	1.07
44:DW:40:ARG:HG2	44:DW:40:ARG:HH11	1.05	1.07
22:DA:2092:U:H4'	22:DA:2093:G:OP1	1.35	1.07
8:CH:103:VAL:HG12	8:CH:124:ILE:HA	1.35	1.07
22:DA:1032:A:H1'	52:D4:23:ILE:HD13	1.37	1.06
9:AI:98:ARG:HG2	9:AI:103:VAL:HG21	1.34	1.06
44:BW:9:THR:HG23	44:BW:10:ARG:HD3	1.35	1.06
22:DA:397:U:OP1	45:DX:30:PRO:HA	1.54	1.06
22:DA:1537:G:C2'	22:DA:1538:G:H4'	1.85	1.06
53:CA:120:A:H3'	53:CA:121:U:H5''	1.32	1.06
21:CU:24:LYS:HG3	21:CU:25:ALA:H	1.20	1.06
22:BA:902:C:C4	22:BA:903:C:N4	2.24	1.06

Continued on next page...

Continued from previous page...

Atom-1	Atom-2	Interatomic distance (Å)	Clash overlap (Å)
35:DN:37:THR:HG22	35:DN:39:PRO:HD2	1.37	1.06
44:DW:27:GLY:HA2	44:DW:31:LEU:HD11	1.31	1.05
44:BW:28:GLU:HB3	44:BW:31:LEU:HD21	1.35	1.05
22:BA:636:G:C6	33:BL:111:ILE:HD11	1.91	1.05
22:DA:1126:A:H4'	22:DA:1127:A:O5'	1.44	1.05
2:AB:89:PHE:HB3	2:AB:149:GLY:HA2	1.34	1.05
30:BI:79:LEU:HA	30:BI:83:ALA:HB3	1.34	1.05
37:BP:50:ARG:CB	37:BP:57:ALA:H	1.69	1.05
1:AA:204:G:H3'	1:AA:205:A:H5''	1.32	1.05
22:DA:2091:C:H3'	22:DA:2092:U:H5''	1.39	1.04
22:DA:1537:G:H2'	22:DA:1538:G:H4'	1.36	1.04
1:AA:1468:A:H2'	1:AA:1469:C:H5''	1.39	1.04
22:DA:49:A:H4'	22:DA:50:U:O5'	1.56	1.04
22:DA:1915:U:H2'	22:DA:1916:A:C8	1.92	1.04
22:DA:1808:A:H3'	22:DA:1809:A:C8	1.92	1.04
37:BP:4:ILE:HG22	37:BP:5:LYS:H	1.22	1.04
22:BA:1179:G:C5	22:BA:1180:U:H1'	1.91	1.04
22:BA:1060:U:H4'	22:BA:1061:U:H5'	1.34	1.04
43:BV:80:HIS:HD2	43:BV:83:LYS:N	1.56	1.04
34:DM:27:SER:H	34:DM:66:ARG:NH2	1.55	1.04
22:DA:491:G:H2'	22:DA:492:A:H8	1.22	1.04
12:CL:43:LYS:HB3	12:CL:44:PRO:CD	1.88	1.03
54:CG:22:LEU:HA	54:CG:25:PHE:HB3	1.40	1.03
32:DK:71:ARG:HB3	32:DK:72:PRO:HD3	1.40	1.03
20:CT:73:ARG:HG2	20:CT:73:ARG:HH11	1.22	1.03
22:DA:302:C:O2'	22:DA:303:G:H8	1.39	1.03
53:CA:1145:A:H4'	53:CA:1146:A:OP1	1.52	1.03
38:DQ:87:VAL:HG21	39:DR:52:PRO:HD3	1.39	1.03
1:AA:451:A:H4'	1:AA:452:A:O5'	1.56	1.03
53:CA:330:C:O2'	53:CA:331:G:H8	1.38	1.03
41:BT:50:LEU:HD12	41:BT:50:LEU:H	1.24	1.02
37:BP:50:ARG:HB3	37:BP:57:ALA:H	1.17	1.02
22:DA:249:C:H5'	22:DA:2394:C:O2'	1.58	1.02
22:DA:1552:A:O2'	22:DA:1553:A:H5'	1.59	1.02
22:DA:1021:A:O2'	22:DA:1022:G:H4'	1.59	1.02
32:DK:61:VAL:HG11	32:DK:112:PHE:HE2	1.22	1.02
32:BK:18:ARG:HG3	32:BK:18:ARG:HH11	1.21	1.02
22:DA:1817:G:O2'	22:DA:1818:U:H5'	1.59	1.02
9:CI:51:LEU:HG	9:CI:86:LEU:HD22	1.42	1.02
22:BA:1654:A:O2'	25:BD:118:PHE:CG	2.13	1.02
24:DC:147:PRO:HD3	24:DC:184:GLU:HG3	1.42	1.02

Continued on next page...

Continued from previous page...

Atom-1	Atom-2	Interatomic distance (Å)	Clash overlap (Å)
20:AT:43:LYS:HB3	20:AT:86:ALA:HB1	1.42	1.02
22:BA:855:G:H21	44:BW:23:LYS:HG2	1.21	1.01
37:DP:20:ARG:HG2	37:DP:112:ARG:HH12	1.25	1.01
29:DH:115:VAL:HG12	29:DH:132:PHE:HB2	1.37	1.01
53:CA:60:A:H4'	53:CA:61:G:O5'	1.58	1.01
39:DR:27:ILE:HG22	39:DR:28:ALA:H	1.26	1.01
22:DA:216:A:O2'	22:DA:217:A:H8	1.42	1.01
22:DA:2346:A:H3'	22:DA:2347:C:H5''	1.38	1.01
22:DA:491:G:H2'	22:DA:492:A:C8	1.95	1.01
22:DA:2389:G:H5''	22:DA:2390:U:H5'	1.42	1.01
22:DA:1693:U:H4'	22:DA:1694:C:OP2	1.60	1.01
22:DA:1565:C:H3'	24:DC:17:LYS:HE2	1.40	1.01
22:DA:762:U:H4'	22:DA:763:G:O5'	1.57	1.01
1:AA:1055:A:H1'	3:AC:155:ARG:HH21	1.24	1.01
28:BG:84:LYS:HG3	28:BG:132:LEU:N	1.75	1.00
22:DA:2800:A:H2'	22:DA:2801:G:H4'	1.42	1.00
5:CE:29:ILE:HG23	5:CE:30:PHE:N	1.74	1.00
22:BA:271:G:H4'	22:BA:272:A:OP1	1.58	1.00
17:AQ:18:LYS:HA	17:AQ:47:ASP:HB2	1.42	1.00
22:BA:904:G:O2'	22:BA:905:A:H5'	1.60	1.00
17:AQ:45:VAL:HG21	17:AQ:60:ILE:HD13	1.43	1.00
22:DA:1079:C:H41	22:DA:1088:A:H5''	1.24	1.00
53:CA:209:U:H5''	53:CA:210:C:OP2	1.62	1.00
4:AD:145:ARG:HH11	4:AD:147:LYS:HE3	1.27	1.00
45:DX:53:LYS:HA	45:DX:56:ARG:HB3	1.40	1.00
22:BA:1535:A:H4'	22:BA:1536:C:OP2	1.61	1.00
32:DK:13:ASN:HD21	32:DK:97:THR:H	1.03	1.00
1:AA:923:A:H5''	5:AE:25:LYS:HE2	1.44	0.99
57:DB:24:G:H1'	57:DB:27:C:H42	1.23	0.99
33:BL:74:THR:HG22	33:BL:107:PHE:HB2	1.39	0.99
22:BA:1340:U:H4'	22:BA:1341:G:OP2	1.58	0.99
51:B3:31:ILE:HD11	51:B3:34:LYS:HD2	1.41	0.99
22:DA:1508:A:H4'	22:DA:1509:A:OP1	1.61	0.99
1:AA:1239:A:H62	1:AA:1299:A:N6	1.59	0.99
37:DP:91:VAL:HG22	37:DP:109:ILE:HG21	1.40	0.99
53:CA:82:G:H2'	53:CA:83:C:H4'	1.41	0.99
22:DA:2776:A:H4'	22:DA:2777:G:O5'	1.55	0.99
22:DA:70:G:H4'	22:DA:71:A:OP1	1.61	0.99
41:BT:32:LEU:H	41:BT:83:ALA:HB3	1.27	0.99
22:DA:931:U:H2'	22:DA:931:U:O2	1.58	0.99
22:BA:904:G:N3	22:BA:905:A:C8	2.31	0.99

Continued on next page...

Continued from previous page...

Atom-1	Atom-2	Interatomic distance (Å)	Clash overlap (Å)
52:D4:16:ILE:HG12	52:D4:25:VAL:HG22	1.38	0.99
1:AA:1021:A:H2'	1:AA:1022:A:H5''	1.43	0.99
31:DJ:44:TYR:HB2	38:DQ:63:ARG:CZ	1.93	0.98
2:CB:114:LYS:HE3	2:CB:151:LYS:HB2	1.45	0.98
22:DA:1237:A:C2	22:DA:1238:G:H1'	1.98	0.98
22:BA:903:C:O2'	22:BA:904:G:H5'	1.62	0.98
57:DB:24:G:H1'	57:DB:27:C:N4	1.75	0.98
10:CJ:84:VAL:HG23	10:CJ:85:ASP:H	1.25	0.98
2:AB:40:ILE:HD13	2:AB:201:GLY:HA2	1.46	0.98
1:AA:486:U:H5''	1:AA:486:U:C6	1.99	0.98
5:AE:80:LEU:HD23	5:AE:122:VAL:HG11	1.44	0.98
31:BJ:77:HIS:CD2	31:BJ:79:GLY:H	1.80	0.98
12:CL:80:LEU:HB3	12:CL:97:VAL:HG22	1.42	0.98
22:DA:2838:G:H1'	35:DN:45:ARG:HH22	1.28	0.98
22:BA:1734:G:H2'	22:BA:1735:A:H8	1.26	0.98
8:CH:76:ARG:HD3	8:CH:77:VAL:H	1.28	0.98
1:AA:1129:C:H5''	9:AI:17:ARG:NH2	1.78	0.98
22:DA:1386:C:HO2'	22:DA:1387:A:H8	1.03	0.98
44:DW:37:VAL:HG12	44:DW:55:ASP:HB2	1.45	0.98
25:BD:97:SER:O	25:BD:99:GLU:HG2	1.60	0.98
53:CA:764:C:H2'	53:CA:765:G:H5'	1.45	0.98
22:DA:2321:U:H3'	22:DA:2321:U:O2	1.63	0.98
39:BR:49:ILE:HD12	39:BR:52:PRO:HA	1.41	0.98
41:DT:39:THR:HG21	41:DT:42:GLU:HB2	1.42	0.98
11:AK:126:ARG:HB2	21:AU:33:ARG:NH1	1.79	0.98
21:AU:9:GLU:HG3	21:AU:10:PRO:HD3	1.42	0.98
22:BA:161:A:H3'	22:BA:162:U:H5''	1.42	0.98
15:AO:63:ARG:HG2	15:AO:87:ARG:HH12	1.26	0.97
53:CA:752:G:H1'	53:CA:754:C:N4	1.79	0.97
22:DA:2297:A:O2'	22:DA:2298:A:H8	1.43	0.97
53:CA:243:A:H4'	53:CA:244:U:H5'	1.46	0.97
4:CD:55:ARG:HH11	4:CD:55:ARG:HA	1.28	0.97
53:CA:198:G:HO2'	53:CA:199:A:H8	0.98	0.97
44:BW:17:ALA:HA	44:BW:35:ILE:HG23	1.45	0.97
22:DA:1038:G:H2'	22:DA:1039:A:H5'	1.47	0.97
26:BE:31:VAL:HG21	26:BE:104:ALA:HB2	1.42	0.97
22:BA:904:G:H2'	22:BA:905:A:C8	2.00	0.97
22:BA:636:G:C5	33:BL:111:ILE:HD11	1.99	0.97
2:CB:99:MET:HA	2:CB:106:VAL:HG21	1.44	0.97
5:AE:152:VAL:HB	5:AE:155:LYS:HZ2	1.28	0.97
22:DA:1307:A:H62	22:DA:1606:C:H6	1.05	0.97

Continued on next page...

Continued from previous page...

Atom-1	Atom-2	Interatomic distance (Å)	Clash overlap (Å)
22:BA:2320:U:H4'	22:BA:2321:U:H5''	1.44	0.97
22:DA:2266:A:H4'	22:DA:2267:A:O5'	1.64	0.97
22:DA:1275:A:O2'	22:DA:1276:A:H1'	1.65	0.97
5:CE:103:GLY:O	5:CE:104:ILE:HG22	1.65	0.96
1:AA:1138:G:H2'	1:AA:1138:G:N3	1.80	0.96
22:DA:125:A:H4'	22:DA:126:A:OP2	1.64	0.96
22:DA:1300:G:H4'	22:DA:1301:A:O5'	1.60	0.96
33:BL:27:LEU:H	33:BL:27:LEU:HD12	1.23	0.96
53:CA:973:G:O2'	53:CA:974:A:H5'	1.63	0.96
22:BA:855:G:N3	44:BW:23:LYS:HD3	1.80	0.96
10:CJ:15:HIS:HA	10:CJ:18:ILE:HG22	1.46	0.96
53:CA:1129:C:H1'	53:CA:1146:A:H61	1.29	0.96
25:BD:106:LYS:HB3	25:BD:206:ALA:HB3	1.43	0.96
22:DA:482:A:N6	22:DA:506:G:C4	2.34	0.96
53:CA:1278:G:H4'	53:CA:1279:G:O5'	1.64	0.96
53:CA:1493:A:H8	22:DA:1913:A:H61	1.13	0.96
25:DD:8:LYS:HB2	25:DD:201:LEU:HD11	1.46	0.96
1:AA:747:A:H5'	1:AA:748:G:OP2	1.65	0.96
53:CA:1329:A:H5''	55:CM:25:GLY:H	1.30	0.96
39:DR:39:LEU:HA	39:DR:49:ILE:HG21	1.47	0.96
22:BA:243:U:OP1	51:B3:5:THR:HG21	1.66	0.96
22:BA:904:G:N2	22:BA:905:A:C4	2.34	0.95
34:BM:35:ALA:O	34:BM:36:VAL:HB	1.64	0.95
3:AC:76:ILE:HA	3:AC:83:VAL:HG23	1.47	0.95
58:DF:177:ARG:NE	58:DF:178:LYS:H	1.63	0.95
53:CA:245:U:O2'	53:CA:246:A:H5'	1.64	0.95
2:AB:108:GLN:H	2:AB:108:GLN:HE21	1.06	0.95
4:AD:109:THR:HG23	4:AD:112:GLU:H	1.28	0.95
37:BP:50:ARG:HG2	37:BP:57:ALA:N	1.81	0.95
41:BT:39:THR:HB	41:BT:42:GLU:HB2	1.45	0.95
21:AU:52:VAL:HG13	21:AU:53:LYS:H	1.31	0.95
4:CD:25:ARG:NH1	4:CD:30:LYS:HG2	1.82	0.95
5:CE:29:ILE:HG23	5:CE:30:PHE:H	1.22	0.95
22:DA:1954:G:O2'	22:DA:1955:U:OP2	1.85	0.95
39:BR:24:LYS:HA	39:BR:94:THR:HG23	1.47	0.95
47:BZ:29:ARG:HH21	47:BZ:29:ARG:HG3	1.31	0.95
22:DA:1965:C:H5'	22:DA:1966:A:H5''	1.45	0.95
53:CA:1182:G:H4'	53:CA:1183:U:H5'	1.47	0.95
1:AA:1441:A:H62	1:AA:1461:G:H21	1.11	0.95
54:CG:74:VAL:HG13	54:CG:140:VAL:HG13	1.47	0.95
53:CA:701:U:O2'	53:CA:702:A:OP2	1.84	0.95

Continued on next page...

Continued from previous page...

Atom-1	Atom-2	Interatomic distance (Å)	Clash overlap (Å)
22:DA:867:C:O2'	22:DA:868:U:H6	1.49	0.95
28:DG:93:TYR:H	28:DG:93:TYR:HD2	1.12	0.95
22:DA:1458:U:O3'	22:DA:1459:G:H4'	1.64	0.95
22:BA:1509:A:H1'	22:BA:1510:G:H5'	1.48	0.95
22:DA:2875:C:O2'	22:DA:2876:G:H8	1.48	0.95
38:BQ:63:ARG:HH12	38:BQ:96:ASP:HA	1.16	0.95
53:CA:913:A:H4'	53:CA:914:A:O5'	1.66	0.95
30:BI:15:GLY:HA2	30:BI:50:LYS:HB3	1.47	0.94
22:BA:2328:A:H2'	22:BA:2329:U:C6	2.02	0.94
53:CA:990:C:H2'	53:CA:991:U:O4'	1.65	0.94
41:BT:39:THR:HG22	41:BT:41:ALA:HB3	1.49	0.94
25:BD:174:SER:O	25:BD:175:LEU:HB2	1.63	0.94
15:AO:63:ARG:HD3	15:AO:87:ARG:HH22	1.33	0.94
22:DA:2666:C:O2'	22:DA:2667:C:H5'	1.65	0.94
22:BA:31:C:O3'	22:BA:1238:G:H5''	1.67	0.94
1:AA:877:G:H21	8:AH:1:SER:HB2	1.29	0.94
22:DA:33:C:H4'	22:DA:34:U:OP1	1.68	0.94
22:DA:310:A:O2'	22:DA:311:A:H8	1.50	0.94
53:CA:6:G:N3	53:CA:6:G:H2'	1.82	0.94
10:CJ:57:VAL:HG22	10:CJ:58:ASN:H	1.32	0.94
53:CA:1046:A:O2'	53:CA:1047:G:H5'	1.64	0.94
5:AE:11:GLN:HA	5:AE:11:GLN:HE21	1.30	0.94
53:CA:1299:A:N3	53:CA:1299:A:H2'	1.81	0.94
1:AA:1101:A:H4'	1:AA:1102:A:O5'	1.64	0.94
28:BG:120:ILE:HD11	28:BG:132:LEU:HB2	1.47	0.94
22:DA:1391:U:H4'	41:DT:19:LYS:HZ1	1.31	0.94
1:AA:1046:A:O2'	1:AA:1047:G:H5'	1.68	0.94
22:DA:1313:U:H2'	22:DA:1313:U:O2	1.66	0.94
57:DB:75:G:H1	57:DB:102:G:H22	1.10	0.94
22:DA:1935:G:H1'	22:DA:1964:G:N2	1.83	0.94
37:BP:25:VAL:HG11	37:BP:46:VAL:HG23	1.49	0.94
1:AA:507:C:H3'	1:AA:508:U:H5''	1.46	0.94
22:DA:996:A:H4'	38:DQ:91:ARG:HD2	1.49	0.94
31:BJ:81:ILE:HG23	31:BJ:82:GLY:H	1.32	0.94
58:DF:137:PHE:HB2	58:DF:138:PRO:HD2	1.50	0.94
44:BW:24:ARG:HD2	44:BW:25:PHE:N	1.82	0.94
53:CA:94:G:H4'	53:CA:95:C:OP1	1.66	0.94
1:AA:484:G:H4'	1:AA:485:U:O5'	1.65	0.94
22:DA:1905:C:O4'	22:DA:1928:A:C2	2.21	0.94
22:BA:2225:A:H4'	22:BA:2226:C:O5'	1.66	0.94
53:CA:961:U:O2'	53:CA:962:C:H6	1.50	0.93

Continued on next page...

Continued from previous page...

Atom-1	Atom-2	Interatomic distance (Å)	Clash overlap (Å)
22:DA:138:U:H2'	22:DA:140:C:H1'	1.51	0.93
34:DM:42:THR:HG22	34:DM:44:ARG:H	1.32	0.93
6:AF:38:ARG:HH11	6:AF:38:ARG:HG2	1.29	0.93
28:BG:85:LYS:HG2	28:BG:131:VAL:HG12	1.49	0.93
52:B4:9:LYS:H	52:B4:9:LYS:HD3	1.31	0.93
52:B4:36:ARG:HG2	52:B4:37:GLN:H	1.33	0.93
53:CA:120:A:C2'	53:CA:121:U:H5''	1.98	0.93
22:DA:1474:U:H2'	22:DA:1475:G:H5'	1.47	0.93
26:DE:130:LYS:HB3	26:DE:133:LEU:HB3	1.49	0.93
22:DA:2197:U:O2'	22:DA:2198:A:H2'	1.68	0.93
22:BA:1063:G:H2'	22:BA:1064:C:O4'	1.69	0.93
22:DA:215:G:H4'	22:DA:216:A:OP1	1.66	0.93
57:DB:57:A:O2'	57:DB:58:A:H8	1.50	0.93
22:DA:240:C:H3'	22:DA:241:A:H5''	1.48	0.93
22:BA:119:A:H4'	22:BA:120:U:O5'	1.67	0.93
22:BA:869:G:H4'	34:BM:8:LYS:HE2	1.49	0.93
22:DA:206:U:H2'	22:DA:207:A:H8	1.30	0.93
37:BP:51:ASN:O	37:BP:52:ARG:HG2	1.67	0.93
2:CB:114:LYS:HA	2:CB:117:GLU:HG2	1.50	0.93
6:CF:86:ARG:NH1	18:CR:63:TYR:HB3	1.84	0.93
22:BA:2336:A:N6	44:BW:40:ARG:HD2	1.82	0.92
1:AA:841:C:C2	1:AA:843:U:H5'	2.03	0.92
39:BR:42:ALA:HA	39:BR:46:GLU:HB2	1.51	0.92
29:BH:31:VAL:HB	29:BH:32:PRO:CD	1.98	0.92
35:DN:22:ARG:HG3	35:DN:70:THR:HA	1.51	0.92
22:DA:479:A:H4'	22:DA:480:A:OP1	1.66	0.92
35:DN:28:LEU:HD21	35:DN:115:LEU:HD21	1.47	0.92
57:DB:40:U:O2	57:DB:43:C:H2'	1.69	0.92
30:BI:23:VAL:HB	30:BI:27:LEU:HB3	1.49	0.92
4:CD:2:ARG:NH2	4:CD:114:ARG:HD3	1.84	0.92
28:BG:84:LYS:HG3	28:BG:132:LEU:H	1.31	0.92
22:BA:2502:G:H5'	22:BA:2503:A:H5''	1.47	0.92
11:CK:74:LYS:HA	11:CK:78:ILE:HD11	1.49	0.92
22:BA:931:U:H4'	22:BA:932:U:OP2	1.67	0.92
22:DA:333:G:HO2'	22:DA:334:C:H6	0.92	0.92
53:CA:519:C:H2'	53:CA:520:A:C8	2.05	0.92
22:DA:1716:U:O2'	22:DA:1717:A:H8	1.52	0.92
22:DA:1606:C:H5'	22:DA:1606:C:O2	1.70	0.92
12:AL:49:ARG:NH1	12:AL:49:ARG:HG2	1.78	0.91
1:AA:1277:C:O2'	1:AA:1279:G:H8	1.52	0.91
22:DA:1847:A:HO2'	22:DA:1848:A:H8	1.07	0.91

Continued on next page...

Continued from previous page...

Atom-1	Atom-2	Interatomic distance (Å)	Clash overlap (Å)
33:DL:79:LEU:HB2	33:DL:113:ALA:H	1.35	0.91
35:DN:35:LYS:HZ2	35:DN:112:TYR:HE1	1.15	0.91
22:DA:647:G:H2'	22:DA:648:G:H8	1.35	0.91
57:DB:42:C:O2'	57:DB:43:C:H5'	1.70	0.91
22:DA:811:U:H5''	22:DA:812:C:OP2	1.69	0.91
22:BA:2585:U:O2'	22:BA:2586:U:H5'	1.70	0.91
22:DA:1341:G:O2'	22:DA:1398:C:H5'	1.70	0.91
1:AA:204:G:H3'	1:AA:205:A:C5'	1.98	0.91
5:CE:44:ARG:HG2	5:CE:72:ASN:HA	1.52	0.91
53:CA:120:A:H3'	53:CA:121:U:C5'	2.00	0.91
22:DA:1915:U:H2'	22:DA:1916:A:H8	1.32	0.91
35:DN:62:ASN:O	35:DN:63:ARG:HB2	1.71	0.91
39:BR:61:ALA:HB2	39:BR:98:ILE:HA	1.50	0.91
50:B2:24:THR:HG23	50:B2:27:GLY:H	1.34	0.91
24:BC:246:PRO:HG2	24:BC:247:TRP:CZ3	2.05	0.91
24:DC:144:GLU:HA	24:DC:151:GLY:HA2	1.51	0.91
22:DA:876:C:O2	22:DA:876:C:H5''	1.70	0.91
22:DA:668:A:H2'	22:DA:670:A:H62	1.36	0.91
3:AC:156:LEU:H	3:AC:156:LEU:HD12	1.35	0.91
44:BW:51:GLY:HA3	44:BW:59:PHE:CE2	2.06	0.91
37:BP:50:ARG:HD3	37:BP:56:SER:HB3	1.50	0.91
5:CE:104:ILE:H	5:CE:122:VAL:H	1.14	0.91
22:DA:2023:C:O2'	22:DA:2024:G:H8	1.54	0.91
22:BA:902:C:N4	22:BA:903:C:N4	2.18	0.91
38:BQ:40:LYS:HA	38:BQ:43:GLN:HG3	1.53	0.91
22:DA:232:G:H4'	22:DA:233:A:OP1	1.67	0.91
12:AL:33:CYS:HA	12:AL:54:VAL:HA	1.52	0.91
25:BD:5:VAL:H	25:BD:32:ASN:HD21	0.92	0.91
25:BD:91:THR:O	25:BD:93:GLY:N	2.04	0.90
22:DA:617:G:O2'	22:DA:618:G:H8	1.54	0.90
22:DA:1345:C:HO2'	22:DA:1346:G:H8	0.96	0.90
31:BJ:77:HIS:HD2	31:BJ:79:GLY:H	0.98	0.90
1:AA:1007:U:H2'	1:AA:1008:U:H5''	1.51	0.90
22:BA:904:G:C2	22:BA:905:A:C5	2.58	0.90
29:DH:72:ILE:HD11	29:DH:141:LYS:H	1.36	0.90
22:DA:508:A:H62	40:DS:9:HIS:CE1	1.89	0.90
44:DW:28:GLU:H	44:DW:31:LEU:HD21	1.37	0.90
24:DC:146:LYS:HB2	24:DC:149:LYS:HB2	1.52	0.90
22:BA:1941:C:H5'	22:BA:1941:C:H6	1.34	0.90
22:DA:503:A:H4'	22:DA:504:A:O5'	1.69	0.90
34:BM:43:ALA:HA	34:BM:46:ILE:HG13	1.52	0.90

Continued on next page...

Continued from previous page...

Atom-1	Atom-2	Interatomic distance (Å)	Clash overlap (Å)
53:CA:1141:C:HO2'	53:CA:1142:G:H8	0.93	0.90
22:DA:2800:A:H2'	22:DA:2801:G:C4'	2.00	0.90
22:DA:335:C:O2'	22:DA:336:C:H6	1.51	0.90
24:DC:16:VAL:H	24:DC:203:VAL:HG12	1.32	0.90
12:AL:23:LEU:HB2	12:AL:58:ASN:HD22	1.37	0.90
25:BD:16:THR:HG23	25:BD:18:ASP:OD1	1.71	0.90
22:DA:604:G:O2'	22:DA:605:G:H5'	1.71	0.90
22:BA:2135:A:O2'	22:BA:2136:G:H8	1.54	0.90
54:CG:134:VAL:HB	54:CG:137:ARG:HH21	1.34	0.90
18:CR:72:ARG:H	18:CR:72:ARG:HE	1.15	0.90
22:DA:483:A:H2'	22:DA:484:C:C6	2.05	0.90
22:DA:2822:G:H5''	25:DD:164:GLN:HE22	1.36	0.90
29:DH:48:GLU:HG2	29:DH:51:ARG:HH21	1.36	0.90
49:D1:7:LYS:HD3	51:D3:33:THR:HG21	1.52	0.90
53:CA:33:A:H2'	53:CA:34:C:H6	1.37	0.90
53:CA:373:A:O2'	53:CA:374:A:H5'	1.69	0.90
22:BA:2346:A:H3'	22:BA:2347:C:H5''	1.52	0.90
1:AA:250:A:H4'	1:AA:251:G:O5'	1.70	0.90
22:BA:1179:G:C6	22:BA:1180:U:H1'	2.06	0.89
22:BA:265:A:H4'	22:BA:266:G:OP1	1.70	0.89
38:BQ:4:LYS:HG3	38:BQ:5:ARG:H	1.36	0.89
28:BG:115:GLN:CD	28:BG:115:GLN:H	1.76	0.89
33:BL:109:LYS:HG2	33:BL:126:ARG:HB3	1.54	0.89
2:AB:42:LEU:HG	2:AB:43:GLU:HG3	1.55	0.89
53:CA:976:G:H5'	53:CA:977:A:OP2	1.71	0.89
22:DA:1126:A:H4'	22:DA:1127:A:C5'	2.02	0.89
53:CA:247:G:O6	53:CA:278:G:C6	2.26	0.89
53:CA:1014:A:H4'	19:CS:13:HIS:CD2	2.06	0.89
26:DE:148:ILE:HD13	26:DE:187:VAL:HG21	1.55	0.89
22:DA:1447:C:H2'	22:DA:1448:G:C8	2.08	0.89
29:BH:89:LYS:HG2	29:BH:90:LEU:H	1.36	0.89
22:BA:947:A:O2'	22:BA:984:A:H2	1.54	0.89
40:DS:47:VAL:HG12	40:DS:103:ILE:HG12	1.53	0.89
22:DA:464:U:H1'	22:DA:686:U:H5	1.37	0.89
4:CD:109:THR:HG22	4:CD:111:ALA:H	1.36	0.89
22:DA:216:A:HO2'	22:DA:217:A:H8	0.94	0.89
22:DA:2304:G:H22	22:DA:2312:U:H3	1.20	0.89
22:DA:972:A:H3'	22:DA:973:A:H5''	1.53	0.89
44:BW:39:GLN:HG2	44:BW:41:GLY:H	1.37	0.89
1:AA:1279:G:H1'	1:AA:1282:C:N4	1.88	0.89
22:DA:2214:C:O2'	22:DA:2215:C:H5'	1.73	0.89

Continued on next page...

Continued from previous page...

Atom-1	Atom-2	Interatomic distance (Å)	Clash overlap (Å)
28:BG:83:THR:HA	28:BG:84:LYS:NZ	1.88	0.89
2:AB:110:ILE:CD1	2:AB:147:LEU:HD13	2.03	0.89
2:AB:163:ILE:HG23	2:AB:164:ASP:H	1.35	0.89
6:CF:92:THR:HG22	6:CF:94:HIS:H	1.36	0.89
22:DA:774:G:HO2'	22:DA:775:G:H8	1.21	0.89
35:BN:33:ILE:HD11	35:BN:118:ARG:NH2	1.87	0.89
3:AC:166:TRP:H	3:AC:166:TRP:HE3	1.16	0.89
53:CA:1172:C:O2'	53:CA:1173:U:H5'	1.72	0.89
3:AC:119:ILE:HG21	3:AC:197:VAL:HG11	1.50	0.89
22:DA:2216:G:H2'	22:DA:2217:G:H8	1.38	0.89
1:AA:974:A:H4'	1:AA:975:A:H5'	1.55	0.89
22:DA:1326:U:O2'	22:DA:1327:A:H8	1.54	0.89
22:BA:903:C:H2'	22:BA:904:G:H8	1.38	0.89
44:DW:40:ARG:CG	44:DW:40:ARG:HH11	1.85	0.89
22:BA:1813:G:N3	24:BC:49:THR:HG21	1.86	0.89
22:BA:2267:A:H5''	22:BA:2268:A:H5'	1.54	0.89
22:BA:904:G:C2	22:BA:905:A:C4	2.61	0.88
44:DW:18:LYS:HD3	44:DW:19:ARG:N	1.87	0.88
22:DA:1135:C:N4	22:DA:1139:G:C6	2.42	0.88
22:DA:2215:C:HO2'	22:DA:2216:G:H8	1.21	0.88
31:BJ:6:ALA:HB3	31:BJ:45:THR:HG21	1.55	0.88
31:BJ:6:ALA:CB	31:BJ:45:THR:HG21	2.02	0.88
22:DA:1654:A:O2'	22:DA:1655:A:H8	1.56	0.88
22:DA:2466:C:OP1	52:D4:4:ARG:HB3	1.73	0.88
55:CM:95:PRO:HD3	55:CM:108:ARG:HG2	1.55	0.88
48:B0:39:ARG:HB2	48:B0:39:ARG:HH11	1.37	0.88
19:AS:28:LYS:HB3	19:AS:29:PRO:HD2	1.55	0.88
1:AA:205:A:OP1	1:AA:205:A:H4'	1.74	0.88
22:DA:2311:A:H5'	22:DA:2312:U:C6	2.07	0.88
41:DT:29:THR:HB	41:DT:87:LEU:H	1.38	0.88
33:BL:55:MET:HE3	33:BL:55:MET:HA	1.55	0.88
1:AA:1468:A:C2'	1:AA:1469:C:H5''	2.03	0.88
8:CH:76:ARG:HD3	8:CH:77:VAL:N	1.87	0.88
2:CB:130:LYS:HA	2:CB:133:ALA:HB3	1.54	0.88
22:DA:1429:G:HO2'	22:DA:1430:G:H8	0.94	0.88
2:AB:69:VAL:HB	2:AB:162:VAL:HG12	1.55	0.88
54:CG:88:VAL:HG22	54:CG:89:GLU:H	1.38	0.88
22:DA:2258:C:H4'	22:DA:2259:U:OP2	1.72	0.88
54:CG:110:ARG:HG3	54:CG:111:GLY:H	1.38	0.88
31:BJ:111:LYS:HD3	31:BJ:112:GLY:H	1.38	0.88
26:BE:119:ILE:HD11	26:BE:187:VAL:HG22	1.56	0.88

Continued on next page...

Continued from previous page...

Atom-1	Atom-2	Interatomic distance (Å)	Clash overlap (Å)
22:BA:1590:A:H2'	22:BA:1591:A:C8	2.09	0.88
26:BE:44:ARG:HH21	26:BE:44:ARG:HG3	1.39	0.88
2:CB:89:PHE:HE2	2:CB:152:ASP:HB2	1.36	0.88
53:CA:753:A:H4'	53:CA:754:C:O5'	1.70	0.88
22:BA:1590:A:H2'	22:BA:1591:A:H8	1.36	0.88
10:AJ:80:THR:HB	10:AJ:83:THR:HG22	1.55	0.88
53:CA:575:G:H4'	53:CA:576:C:O5'	1.72	0.88
22:DA:975:A:O2'	22:DA:976:G:H8	1.56	0.88
22:BA:1110:G:HO2'	22:BA:1111:A:H8	1.21	0.88
4:CD:151:GLN:HB3	4:CD:154:VAL:HG12	1.54	0.88
22:BA:2358:A:H61	33:BL:54:GLN:HE22	1.20	0.88
57:DB:57:A:O2'	57:DB:58:A:C8	2.26	0.88
22:BA:1060:U:O4'	22:BA:1062:G:H5''	1.74	0.88
22:BA:1238:G:O2'	22:BA:1239:G:H5'	1.73	0.88
9:AI:51:LEU:HB3	9:AI:56:MET:HG2	1.55	0.88
1:AA:214:C:O2'	1:AA:215:C:H6	1.56	0.88
22:BA:684:G:OP1	50:B2:16:HIS:HD2	1.56	0.88
34:DM:42:THR:HB	34:DM:45:GLN:HG3	1.56	0.88
4:AD:43:ARG:O	4:AD:45:PRO:HD3	1.73	0.88
22:BA:1654:A:H2'	22:BA:1655:A:H8	1.39	0.87
17:AQ:16:MET:HB2	17:AQ:19:SER:HB3	1.55	0.87
11:CK:27:ASN:HD22	11:CK:27:ASN:N	1.73	0.87
27:BF:104:THR:HG22	27:BF:105:ILE:HG23	1.56	0.87
32:DK:61:VAL:HG11	32:DK:112:PHE:CE2	2.09	0.87
22:BA:1733:G:HO2'	22:BA:1734:G:H8	0.91	0.87
22:DA:2752:C:H2'	22:DA:2753:A:C8	2.09	0.87
22:DA:2415:G:H4'	33:DL:66:PHE:HB2	1.56	0.87
32:DK:69:VAL:HG11	32:DK:106:GLU:HG2	1.54	0.87
32:BK:18:ARG:H	32:BK:45:GLU:HB2	1.38	0.87
4:AD:167:PRO:HB2	4:AD:170:LEU:HD11	1.54	0.87
32:BK:71:ARG:HB2	32:BK:72:PRO:HD3	1.55	0.87
2:CB:46:VAL:HG13	2:CB:47:PRO:HD3	1.57	0.87
21:CU:24:LYS:CG	21:CU:25:ALA:H	1.86	0.87
53:CA:279:A:H5''	53:CA:280:C:H3'	1.54	0.87
32:DK:87:LEU:HD12	32:DK:92:GLU:HA	1.55	0.87
22:BA:1131:G:OP1	31:BJ:82:GLY:HA2	1.75	0.87
25:BD:110:THR:HG23	25:BD:171:THR:HG22	1.57	0.87
29:DH:90:LEU:HB2	29:DH:123:ARG:HB3	1.54	0.87
51:D3:35:LYS:HB2	51:D3:40:LYS:HD3	1.56	0.87
22:DA:616:A:HO2'	22:DA:617:G:H8	1.19	0.87
45:DX:31:ASN:HD22	45:DX:31:ASN:H	1.18	0.87

Continued on next page...

Continued from previous page...

Atom-1	Atom-2	Interatomic distance (Å)	Clash overlap (Å)
9:AI:23:GLY:H	9:AI:60:LEU:HA	1.40	0.87
38:BQ:63:ARG:HH12	38:BQ:96:ASP:CA	1.86	0.87
28:BG:96:ALA:HB3	28:BG:103:ASN:HB3	1.55	0.87
28:DG:112:VAL:HG13	28:DG:150:TYR:HE1	1.40	0.87
17:AQ:22:VAL:HG21	17:AQ:60:ILE:HD11	1.55	0.86
24:BC:180:MET:HG3	24:BC:268:ARG:HH11	1.39	0.86
22:DA:704:G:O2'	22:DA:726:G:N2	2.08	0.86
12:CL:79:ILE:HD12	12:CL:96:THR:HG21	1.56	0.86
44:DW:40:ARG:NH1	44:DW:40:ARG:HG2	1.83	0.86
22:BA:276:U:O2'	22:BA:278:A:N7	2.08	0.86
42:BU:73:ASN:ND2	42:BU:76:THR:HG23	1.91	0.86
24:BC:123:ILE:HG12	24:BC:123:ILE:O	1.74	0.86
22:DA:647:G:O2'	22:DA:648:G:H5'	1.76	0.86
53:CA:668:G:O2'	15:CO:45:HIS:HB3	1.75	0.86
22:DA:873:C:H4'	34:DM:64:TRP:HE1	1.39	0.86
22:BA:923:G:N3	44:BW:23:LYS:HE2	1.90	0.86
58:DF:74:ALA:HB3	58:DF:78:ILE:HB	1.56	0.86
22:DA:990:A:O2'	22:DA:991:C:H5''	1.74	0.86
22:BA:84:A:H4'	22:BA:85:G:O5'	1.74	0.86
36:BO:49:VAL:HG21	36:BO:82:ALA:HA	1.58	0.86
24:BC:12:ARG:HH11	24:BC:12:ARG:CG	1.88	0.86
2:AB:9:LEU:HD12	2:AB:42:LEU:HD13	1.57	0.86
31:BJ:21:THR:HG22	31:BJ:22:GLY:N	1.88	0.86
4:AD:69:ARG:HE	4:AD:69:ARG:HA	1.41	0.86
36:BO:41:ALA:HB2	36:BO:48:LEU:HD21	1.55	0.86
34:BM:49:ALA:HB1	34:BM:120:ALA:HB1	1.56	0.86
22:DA:2389:G:C5'	22:DA:2390:U:H5'	2.05	0.86
22:DA:616:A:O2'	22:DA:617:G:H8	1.59	0.86
40:DS:73:LYS:HB2	40:DS:106:VAL:HB	1.58	0.86
22:BA:137:U:H5''	22:BA:140:C:C5	2.10	0.86
6:AF:29:ILE:HG12	6:AF:64:VAL:HG11	1.57	0.86
22:BA:272:A:HO2'	22:BA:273:G:H8	0.88	0.86
44:BW:18:LYS:HG3	44:BW:19:ARG:N	1.89	0.85
53:CA:1047:G:O2'	53:CA:1216:A:OP1	1.94	0.85
52:B4:10:LEU:HD12	52:B4:33:HIS:CD2	2.11	0.85
22:DA:648:G:O2'	22:DA:649:G:H8	1.58	0.85
22:DA:2748:A:H1'	28:DG:66:THR:HG22	1.58	0.85
22:DA:873:C:H4'	34:DM:64:TRP:NE1	1.90	0.85
26:DE:47:LYS:HB3	26:DE:51:GLU:HB2	1.57	0.85
38:BQ:69:ARG:HB2	38:BQ:69:ARG:HH21	1.41	0.85
14:AN:15:LEU:HD23	14:AN:18:LYS:HD2	1.57	0.85

Continued on next page...

Continued from previous page...

Atom-1	Atom-2	Interatomic distance (Å)	Clash overlap (Å)
32:DK:39:ILE:HD11	32:DK:62:VAL:HG23	1.57	0.85
8:AH:105:THR:HG21	8:AH:120:LEU:HD13	1.56	0.85
2:AB:66:ILE:HB	2:AB:88:GLN:HB3	1.57	0.85
31:DJ:74:TYR:HE2	31:DJ:103:ILE:HD11	1.41	0.85
22:DA:230:G:HO2'	22:DA:231:A:H8	0.90	0.85
53:CA:752:G:H1'	53:CA:754:C:H41	1.41	0.85
26:BE:189:THR:OG1	26:BE:191:ASP:HB3	1.76	0.85
50:B2:3:ARG:HH21	50:B2:3:ARG:HG2	1.41	0.85
53:CA:239:U:OP1	53:CA:239:U:H4'	1.77	0.85
4:CD:143:SER:HB3	4:CD:178:GLU:HG3	1.58	0.85
22:DA:1387:A:H5'	22:DA:1469:A:H1'	1.56	0.85
47:DZ:16:LEU:H	47:DZ:16:LEU:HD22	1.40	0.85
22:BA:1022:G:N2	22:BA:1142:A:C2	2.45	0.85
46:BY:32:ALA:HB2	46:BY:37:LEU:HD12	1.57	0.85
45:BX:58:ILE:HG13	45:BX:66:VAL:HG21	1.58	0.85
22:DA:197:A:H62	22:DA:2430:A:H2'	1.41	0.85
22:DA:593:U:H2'	22:DA:594:U:C6	2.11	0.85
35:DN:90:ARG:NH2	35:DN:116:VAL:HG11	1.91	0.85
1:AA:1241:G:O2'	1:AA:1242:G:H8	1.59	0.85
22:BA:1063:G:OP1	30:BI:76:ALA:HB3	1.76	0.85
53:CA:1151:A:O2'	53:CA:1152:A:H8	1.57	0.85
22:DA:1038:G:C2'	22:DA:1039:A:H5'	2.07	0.85
53:CA:1239:A:H5''	54:CG:118:ARG:HH12	1.39	0.85
53:CA:373:A:H2'	53:CA:374:A:H8	1.39	0.85
31:BJ:2:LYS:H	31:BJ:2:LYS:HD3	1.41	0.85
10:AJ:53:ILE:HG22	10:AJ:61:ALA:HB1	1.58	0.85
33:BL:30:THR:O	33:BL:33:ARG:HG2	1.77	0.85
22:BA:947:A:HO2'	22:BA:984:A:H2	0.88	0.85
25:BD:114:LYS:HE3	25:BD:114:LYS:N	1.92	0.85
56:CP:70:ARG:O	56:CP:74:LEU:HG	1.77	0.85
22:DA:1024:G:H3'	22:DA:1025:G:H5''	1.56	0.85
22:DA:2091:C:OP2	22:DA:2092:U:C3'	2.23	0.85
53:CA:1221:G:H4'	19:CS:35:ARG:NH2	1.92	0.85
22:BA:2092:U:H4'	22:BA:2093:G:O5'	1.76	0.85
28:BG:73:SER:HA	28:BG:76:ILE:HG22	1.59	0.85
53:CA:818:G:O2'	53:CA:819:A:H5''	1.77	0.85
2:CB:206:ILE:HA	2:CB:209:VAL:HG22	1.58	0.85
22:DA:2319:G:O2'	22:DA:2321:U:O4	1.92	0.85
6:CF:18:VAL:O	6:CF:22:ILE:HG12	1.75	0.85
53:CA:814:A:H5'	53:CA:1511:G:H4'	1.57	0.85
25:BD:61:THR:OG1	25:BD:63:PRO:HD2	1.77	0.85

Continued on next page...

Continued from previous page...

Atom-1	Atom-2	Interatomic distance (Å)	Clash overlap (Å)
38:DQ:60:TRP:O	38:DQ:63:ARG:HG2	1.77	0.85
25:BD:5:VAL:H	25:BD:32:ASN:ND2	1.74	0.85
32:DK:70:ARG:HB3	32:DK:76:VAL:HG22	1.58	0.85
22:DA:1181:U:H2'	22:DA:1182:G:H8	1.42	0.85
19:CS:40:PHE:HB3	19:CS:41:PRO:HD2	1.56	0.84
22:BA:2328:A:H2'	22:BA:2329:U:H6	1.39	0.84
22:DA:2135:A:H2'	22:DA:2136:G:O4'	1.77	0.84
1:AA:198:G:O2'	1:AA:199:A:H8	1.58	0.84
28:BG:22:VAL:HG22	28:BG:36:LEU:HD11	1.59	0.84
53:CA:764:C:C2'	53:CA:765:G:H5'	2.07	0.84
22:DA:320:A:H4'	22:DA:322:A:N7	1.92	0.84
24:BC:20:ASN:HD21	24:BC:22:GLU:HG2	1.42	0.84
29:DH:3:VAL:HG12	29:DH:38:PRO:HA	1.58	0.84
11:CK:55:ARG:H	11:CK:55:ARG:HD2	1.42	0.84
22:DA:1816:C:H2'	24:DC:61:TYR:CZ	2.12	0.84
24:DC:144:GLU:HB3	24:DC:187:CYS:HB2	1.59	0.84
32:DK:13:ASN:HD21	32:DK:97:THR:N	1.74	0.84
1:AA:198:G:HO2'	1:AA:199:A:H8	0.84	0.84
22:BA:747:U:C5	22:BA:2613:U:C5	2.66	0.84
33:DL:23:ILE:HG13	39:DR:82:HIS:CE1	2.12	0.84
22:DA:2091:C:H3'	22:DA:2092:U:C5'	2.07	0.84
22:DA:241:A:C4'	22:DA:242:G:OP1	2.25	0.84
1:AA:996:A:C2	1:AA:1046:A:H5'	2.12	0.84
22:DA:1662:U:H2'	22:DA:1663:G:H5''	1.59	0.84
22:BA:1073:A:H3'	22:BA:1074:G:C5'	2.07	0.84
1:AA:1299:A:N3	1:AA:1299:A:H2'	1.90	0.84
57:DB:42:C:H2'	57:DB:43:C:C6	2.12	0.84
22:BA:545:U:H2'	22:BA:546:U:H4'	1.57	0.84
22:DA:2091:C:P	22:DA:2092:U:H3'	2.18	0.84
1:AA:982:U:C4'	1:AA:983:A:O5'	2.26	0.84
53:CA:995:C:H42	53:CA:1046:A:H1'	1.42	0.84
5:CE:52:ALA:HB2	5:CE:61:LYS:HE3	1.59	0.84
22:DA:1943:U:H4'	22:DA:1944:U:OP1	1.75	0.84
22:DA:806:C:H2'	22:DA:807:U:H6	1.43	0.84
22:DA:834:G:H1'	22:DA:2358:A:N3	1.93	0.84
2:AB:137:THR:HA	2:AB:140:LEU:HD13	1.59	0.84
30:DI:45:THR:HG23	30:DI:54:ILE:HD13	1.59	0.84
12:AL:27:PRO:HB2	12:AL:28:GLN:OE1	1.76	0.84
37:BP:63:ILE:HA	37:BP:68:GLY:HA2	1.59	0.84
22:BA:784:G:C6	24:BC:227:VAL:HG11	2.13	0.84
22:DA:67:U:H2'	22:DA:68:G:H8	1.43	0.84

Continued on next page...

Continued from previous page...

Atom-1	Atom-2	Interatomic distance (Å)	Clash overlap (Å)
22:DA:1847:A:O2'	22:DA:1848:A:H8	1.60	0.84
22:DA:2757:A:N1	28:DG:66:THR:HG21	1.92	0.84
1:AA:548:G:H2'	1:AA:549:C:C6	2.13	0.84
22:DA:1049:C:O2'	22:DA:1050:A:H8	1.61	0.84
22:DA:1417:C:H2'	22:DA:1418:G:C8	2.13	0.84
3:CC:10:ARG:HH21	3:CC:181:ILE:HB	1.41	0.84
54:CG:14:ASP:HB3	54:CG:18:GLY:H	1.43	0.84
44:DW:39:GLN:HE22	44:DW:58:LEU:HD23	1.42	0.84
24:DC:68:ARG:HH12	24:DC:115:ILE:HD12	1.42	0.84
35:BN:98:LEU:HD22	48:B0:42:ILE:HD11	1.58	0.84
20:CT:22:SER:O	20:CT:26:MET:HB2	1.78	0.84
1:AA:94:G:H4'	1:AA:95:C:H5''	1.60	0.84
22:BA:2352:A:N1	44:BW:30:VAL:HG11	1.93	0.83
22:BA:2269:G:H4'	44:BW:18:LYS:HE2	1.58	0.83
22:DA:1847:A:O2'	22:DA:1848:A:C8	2.31	0.83
31:BJ:2:LYS:HD3	31:BJ:2:LYS:N	1.93	0.83
1:AA:1123:U:H4'	10:AJ:39:PRO:HD2	1.60	0.83
24:DC:128:THR:HG22	24:DC:188:ARG:HB3	1.59	0.83
54:CG:45:ALA:HB1	54:CG:120:ALA:HB2	1.60	0.83
53:CA:1101:A:H4'	53:CA:1102:A:O5'	1.76	0.83
22:BA:1073:A:C3'	22:BA:1074:G:H5''	2.08	0.83
44:DW:27:GLY:CA	44:DW:31:LEU:HD11	2.07	0.83
22:DA:1714:U:H3'	22:DA:1715:G:C5'	2.08	0.83
54:CG:91:ARG:HG2	54:CG:92:PRO:HD2	1.60	0.83
53:CA:1182:G:C4'	53:CA:1183:U:H5'	2.06	0.83
41:BT:32:LEU:H	41:BT:83:ALA:CB	1.90	0.83
53:CA:1241:G:H2'	53:CA:1242:G:H8	1.43	0.83
53:CA:451:A:H4'	53:CA:452:A:O5'	1.77	0.83
1:AA:1227:A:N3	1:AA:1227:A:H2'	1.93	0.83
1:AA:6:G:O6	5:AE:98:ALA:HB1	1.77	0.83
22:BA:568:U:OP1	33:BL:36:LYS:HE3	1.78	0.83
22:DA:456:C:O2'	41:DT:73:ARG:HG3	1.76	0.83
55:CM:33:LEU:HB3	55:CM:38:ILE:HB	1.59	0.83
28:DG:1:SER:HB2	28:DG:61:TRP:HB3	1.60	0.83
22:DA:279:A:H61	22:DA:361:G:H1'	1.43	0.83
3:CC:109:GLU:HG2	3:CC:139:ASN:HB2	1.60	0.83
44:BW:18:LYS:HA	44:BW:36:ILE:CG1	2.08	0.83
5:AE:155:LYS:HA	5:AE:158:LYS:NZ	1.94	0.83
22:DA:1929:G:H4'	22:DA:1930:G:OP1	1.76	0.83
52:B4:9:LYS:H	52:B4:9:LYS:CD	1.85	0.83
53:CA:372:C:H1'	53:CA:373:A:OP2	1.78	0.83

Continued on next page...

Continued from previous page...

Atom-1	Atom-2	Interatomic distance (Å)	Clash overlap (Å)
22:DA:674:G:O2'	26:DE:69:ARG:HG2	1.79	0.83
24:BC:16:VAL:HB	24:BC:203:VAL:HB	1.61	0.83
22:DA:181:A:H2	22:DA:434:U:H1'	1.44	0.83
44:DW:17:ALA:O	44:DW:18:LYS:HB3	1.77	0.83
2:CB:79:VAL:HA	2:CB:213:LEU:HD21	1.60	0.83
33:DL:124:GLY:H	33:DL:143:GLU:HG3	1.44	0.83
22:BA:2352:A:C2	44:BW:30:VAL:HG11	2.13	0.83
22:DA:297:G:H5''	42:DU:84:PHE:HB2	1.60	0.83
53:CA:238:A:H2'	53:CA:239:U:H5''	1.61	0.83
22:BA:284:U:H2'	22:BA:285:G:H8	1.43	0.83
22:BA:2203:U:H5''	22:BA:2204:G:OP1	1.79	0.83
22:DA:2286:G:H4'	22:DA:2287:A:O4'	1.77	0.83
14:AN:40:ARG:HH12	14:AN:44:VAL:HG11	1.43	0.83
50:D2:31:LEU:HA	50:D2:34:ARG:HB2	1.60	0.83
47:DZ:30:ARG:NH2	47:DZ:33:HIS:HB2	1.94	0.83
1:AA:428:G:H4'	1:AA:429:U:OP1	1.79	0.83
11:CK:111:ASP:H	21:CU:3:ILE:N	1.75	0.83
2:CB:127:LYS:HE3	2:CB:132:GLU:HG3	1.61	0.83
24:DC:75:ALA:HB2	24:DC:95:TYR:CD1	2.13	0.83
42:BU:38:ILE:HG22	42:BU:39:ASN:N	1.91	0.83
1:AA:486:U:H6	1:AA:486:U:H5''	1.34	0.83
41:DT:3:ARG:HD2	41:DT:42:GLU:HG2	1.60	0.83
10:CJ:52:LEU:HD23	10:CJ:62:ARG:HG2	1.59	0.83
1:AA:1279:G:N3	1:AA:1279:G:H2'	1.92	0.83
42:BU:73:ASN:HD22	42:BU:76:THR:H	1.23	0.83
22:BA:1779:U:H5	22:BA:1784:A:N7	1.76	0.83
22:DA:634:C:H2'	22:DA:635:C:C6	2.14	0.83
1:AA:16:A:O2'	1:AA:17:U:H5'	1.79	0.82
53:CA:87:C:O2'	53:CA:88:U:H4'	1.79	0.82
22:BA:2502:G:H5'	22:BA:2503:A:C5'	2.08	0.82
22:BA:84:A:H62	22:BA:101:A:H2	1.23	0.82
48:B0:42:ILE:HD12	48:B0:48:TYR:HB2	1.61	0.82
1:AA:71:A:O2'	1:AA:72:A:H5''	1.78	0.82
22:BA:289:G:H2'	22:BA:290:U:O4'	1.79	0.82
55:CM:64:VAL:HG12	55:CM:65:GLU:H	1.43	0.82
22:DA:2022:U:HO2'	22:DA:2616:C:HO2'	1.23	0.82
31:BJ:3:THR:HG21	38:BQ:60:TRP:HE1	1.42	0.82
20:CT:73:ARG:CG	20:CT:73:ARG:HH11	1.92	0.82
12:AL:24:GLU:HB2	12:AL:26:CYS:SG	2.19	0.82
43:BV:44:HIS:HE1	43:BV:86:LEU:H	1.26	0.82
23:BB:90:C:H6	23:BB:90:C:H5''	1.43	0.82

Continued on next page...

Continued from previous page...

Atom-1	Atom-2	Interatomic distance (Å)	Clash overlap (Å)
22:DA:1204:A:H4'	22:DA:1205:A:O5'	1.78	0.82
22:DA:1905:C:O2'	22:DA:1929:G:H1'	1.78	0.82
22:DA:1931:U:H2'	22:DA:1932:A:H8	1.44	0.82
22:DA:204:A:H4'	22:DA:205:G:OP1	1.80	0.82
53:CA:252:U:H2'	53:CA:253:A:C8	2.15	0.82
25:DD:106:LYS:HB3	25:DD:206:ALA:HB3	1.59	0.82
41:BT:30:ILE:HG23	41:BT:85:VAL:HB	1.59	0.82
22:DA:1307:A:N6	22:DA:1606:C:H6	1.76	0.82
34:DM:96:ILE:HD13	34:DM:102:LEU:HD11	1.61	0.82
53:CA:1159:U:H5	53:CA:1182:G:HO2'	1.24	0.82
22:BA:902:C:O2'	22:BA:903:C:H5'	1.79	0.82
34:DM:27:SER:H	34:DM:66:ARG:HH22	1.23	0.82
53:CA:1287:A:O2'	53:CA:1288:A:C8	2.33	0.82
22:DA:1857:G:H1'	22:DA:1884:G:H22	1.45	0.82
53:CA:1348:U:HO2'	53:CA:1349:A:H8	0.85	0.82
1:AA:143:A:H5'	1:AA:144:G:H5'	1.61	0.82
28:BG:83:THR:HA	28:BG:84:LYS:HZ3	1.45	0.82
1:AA:1239:A:H62	1:AA:1299:A:H62	1.25	0.82
53:CA:522:C:H41	12:CL:49:ARG:HH22	1.27	0.82
22:DA:1913:A:C4'	22:DA:1914:C:OP1	2.22	0.82
22:DA:216:A:O2'	22:DA:217:A:C8	2.25	0.82
22:DA:322:A:H3'	26:DE:163:ASN:ND2	1.94	0.82
26:DE:108:ILE:HD11	26:DE:181:ILE:HB	1.62	0.82
14:AN:44:VAL:HG23	14:AN:45:LEU:H	1.44	0.82
22:BA:2148:G:H2'	22:BA:2149:U:O4'	1.78	0.82
22:DA:443:A:H61	26:DE:36:ALA:HB1	1.45	0.82
10:AJ:51:VAL:HB	14:AN:80:ARG:HB2	1.60	0.82
22:DA:1312:U:H4'	22:DA:1313:U:O5'	1.79	0.82
53:CA:986:U:H2'	53:CA:987:G:C8	2.14	0.82
42:DU:45:GLN:HE21	42:DU:45:GLN:HA	1.43	0.82
38:DQ:91:ARG:NH1	39:DR:10:LYS:HB3	1.93	0.82
51:D3:32:LEU:HA	51:D3:35:LYS:HG3	1.60	0.82
2:AB:218:ALA:HA	2:AB:221:ARG:HH21	1.45	0.82
27:BF:132:ARG:O	27:BF:133:GLU:HB3	1.78	0.82
22:DA:2142:A:C3'	22:DA:2143:C:H4'	2.09	0.82
32:BK:113:MET:O	32:BK:116:ILE:HG13	1.79	0.82
1:AA:267:C:H2'	1:AA:268:U:C6	2.15	0.82
44:BW:23:LYS:HG3	44:BW:24:ARG:O	1.80	0.82
32:DK:60:ALA:HA	32:DK:87:LEU:HD23	1.60	0.82
22:DA:1695:G:H2'	22:DA:1696:G:O4'	1.79	0.82
22:BA:386:G:H4'	22:BA:387:U:OP2	1.80	0.82

Continued on next page...

Continued from previous page...

Atom-1	Atom-2	Interatomic distance (Å)	Clash overlap (Å)
31:DJ:35:ARG:HG2	31:DJ:40:HIS:CD2	2.15	0.82
1:AA:619:U:H3	4:AD:130:ASN:HB3	1.45	0.82
30:DI:91:LYS:HB3	30:DI:94:LYS:HB2	1.61	0.82
6:AF:3:HIS:N	6:AF:92:THR:HG23	1.95	0.82
53:CA:90:C:O2'	53:CA:91:U:C6	2.32	0.82
53:CA:1299:A:O2'	53:CA:1300:G:H4'	1.79	0.82
37:BP:21:PRO:HA	37:BP:46:VAL:HG12	1.62	0.82
12:AL:72:ASN:ND2	12:AL:73:LEU:H	1.78	0.82
22:DA:616:A:C2'	22:DA:617:G:H8	1.91	0.82
5:AE:133:ILE:H	5:AE:133:ILE:HD12	1.44	0.82
25:DD:53:GLY:HA3	25:DD:77:ARG:HG3	1.62	0.81
10:CJ:64:GLN:HB2	14:CN:98:ALA:HB3	1.62	0.81
1:AA:1331:G:O2'	1:AA:1332:A:OP2	1.97	0.81
53:CA:1135:U:H5'	53:CA:1136:C:OP2	1.79	0.81
22:DA:1056:G:H1'	22:DA:1103:A:H61	1.45	0.81
4:CD:25:ARG:HH12	4:CD:30:LYS:HG2	1.45	0.81
24:BC:20:ASN:HB3	24:BC:23:LEU:HD23	1.61	0.81
25:DD:124:ARG:HD3	25:DD:125:TRP:CD1	2.14	0.81
49:B1:24:LYS:HE2	49:B1:52:LYS:HB2	1.61	0.81
22:DA:921:C:C2'	22:DA:922:C:H5'	2.10	0.81
22:DA:379:G:C6	22:DA:396:G:O6	2.34	0.81
53:CA:79:G:H2'	53:CA:80:A:H8	1.45	0.81
22:DA:502:A:H5'	22:DA:503:A:OP2	1.79	0.81
53:CA:252:U:H6	53:CA:252:U:H5'	1.44	0.81
7:AG:110:ARG:NH1	7:AG:122:GLU:HG2	1.95	0.81
22:DA:627:A:H2'	33:DL:78:ARG:HH11	1.43	0.81
40:BS:59:GLU:HA	40:BS:64:ALA:HB2	1.61	0.81
24:BC:52:HIS:NE2	24:BC:218:THR:HG23	1.96	0.81
53:CA:1146:A:O2'	53:CA:1147:C:H5'	1.81	0.81
31:BJ:77:HIS:HD2	31:BJ:79:GLY:N	1.78	0.81
30:DI:74:PRO:HB2	30:DI:77:VAL:HG22	1.61	0.81
58:DF:39:VAL:HA	58:DF:49:LEU:HG	1.62	0.81
14:AN:19:TYR:O	14:AN:22:LYS:HB3	1.80	0.81
22:DA:1809:A:O2'	22:DA:1810:A:C8	2.32	0.81
44:BW:37:VAL:HG12	44:BW:38:ARG:H	1.46	0.81
22:BA:137:U:O2'	22:BA:138:U:P	2.38	0.81
58:DF:49:LEU:HA	58:DF:52:ALA:HB3	1.62	0.81
17:CQ:13:SER:HB3	17:CQ:21:VAL:HB	1.63	0.81
53:CA:1446:A:H2'	53:CA:1447:A:H5''	1.62	0.81
22:DA:1255:U:H3'	22:DA:1256:G:H5''	1.62	0.81
1:AA:1303:C:H2'	1:AA:1304:G:C8	2.15	0.81

Continued on next page...

Continued from previous page...

Atom-1	Atom-2	Interatomic distance (Å)	Clash overlap (Å)
1:AA:620:C:C2	4:AD:131:ILE:HG21	2.14	0.81
22:DA:1391:U:H4'	41:DT:19:LYS:NZ	1.95	0.81
22:DA:1049:C:HO2'	22:DA:1050:A:H8	0.81	0.81
22:DA:1060:U:C4'	22:DA:1061:U:H2'	2.10	0.81
24:BC:170:TYR:CD2	24:BC:184:GLU:HA	2.15	0.81
32:DK:111:LYS:HE3	32:DK:111:LYS:H	1.46	0.81
25:DD:184:ARG:HH22	37:DP:6:GLN:HE21	1.27	0.81
22:DA:1275:A:HO2'	22:DA:1276:A:C1'	1.94	0.81
22:DA:1303:G:HO2'	22:DA:1304:A:H8	0.84	0.81
1:AA:1441:A:N6	1:AA:1461:G:H21	1.78	0.81
22:DA:1429:G:O2'	22:DA:1430:G:H8	1.62	0.81
22:DA:831:G:H5''	33:DL:37:GLY:HA2	1.63	0.81
35:DN:71:ARG:HB2	35:DN:71:ARG:HH21	1.44	0.81
25:BD:169:ARG:O	25:BD:170:VAL:HG13	1.81	0.81
2:AB:209:VAL:HG23	2:AB:210:THR:H	1.46	0.81
1:AA:49:U:O4	1:AA:365:U:H5	1.64	0.81
22:BA:903:C:C2'	22:BA:904:G:H5'	2.11	0.81
44:BW:8:SER:O	44:BW:9:THR:HG22	1.81	0.81
22:DA:2800:A:C4	22:DA:2801:G:H1'	2.16	0.81
53:CA:374:A:H5''	53:CA:452:A:N1	1.96	0.81
33:DL:92:LEU:HD22	33:DL:124:GLY:HA3	1.62	0.81
1:AA:206:C:H2'	1:AA:207:C:O4'	1.81	0.81
53:CA:1105:A:H2'	53:CA:1106:G:H8	1.45	0.81
43:BV:10:LYS:H	43:BV:10:LYS:HD3	1.44	0.81
25:DD:14:ILE:HG13	37:DP:11:GLN:HE22	1.45	0.81
1:AA:975:A:H4'	1:AA:976:G:C5'	2.08	0.81
1:AA:452:A:H2'	1:AA:453:G:O4'	1.81	0.81
1:AA:496:A:H2'	1:AA:496:A:N3	1.95	0.81
22:BA:228:C:H4'	22:BA:229:C:H5''	1.61	0.81
53:CA:496:A:N3	53:CA:496:A:H2'	1.95	0.81
53:CA:1493:A:H8	22:DA:1913:A:N6	1.79	0.81
53:CA:1201:A:H1'	53:CA:1202:U:OP2	1.81	0.81
22:DA:320:A:H2'	26:DE:131:THR:OG1	1.80	0.81
22:DA:1447:C:H2'	22:DA:1448:G:H8	1.46	0.81
22:DA:627:A:H2'	33:DL:78:ARG:NH1	1.95	0.81
5:AE:83:PRO:HB3	5:AE:96:GLN:NE2	1.96	0.81
20:AT:82:ILE:O	20:AT:86:ALA:HB3	1.81	0.80
39:BR:39:LEU:HA	39:BR:49:ILE:HG21	1.62	0.80
53:CA:973:G:C2'	53:CA:974:A:H5'	2.11	0.80
28:DG:124:CYS:HB3	28:DG:130:ILE:HA	1.60	0.80
29:BH:32:PRO:HB3	45:BX:38:TRP:HB3	1.62	0.80

Continued on next page...

Continued from previous page...

Atom-1	Atom-2	Interatomic distance (Å)	Clash overlap (Å)
22:DA:1275:A:O2'	22:DA:1276:A:C1'	2.29	0.80
4:CD:30:LYS:HD3	4:CD:30:LYS:N	1.96	0.80
1:AA:548:G:H2'	1:AA:549:C:H6	1.44	0.80
1:AA:1228:C:H2'	1:AA:1229:A:C8	2.16	0.80
6:AF:86:ARG:HD2	18:AR:63:TYR:O	1.81	0.80
5:CE:55:VAL:O	5:CE:59:ILE:HG22	1.81	0.80
22:DA:2387:U:H1'	44:DW:38:ARG:HH12	1.46	0.80
34:DM:7:THR:HG22	34:DM:9:PHE:H	1.46	0.80
22:BA:2577:A:H5''	22:BA:2578:G:H5'	1.61	0.80
4:CD:77:GLU:HG3	4:CD:81:LEU:HD11	1.61	0.80
53:CA:439:U:H4'	4:CD:120:LYS:HD2	1.60	0.80
28:BG:86:LEU:N	28:BG:86:LEU:HD12	1.97	0.80
1:AA:255:G:H4'	17:AQ:18:LYS:HE3	1.63	0.80
22:DA:2665:A:H2'	22:DA:2666:C:O2	1.82	0.80
11:AK:22:ILE:HD13	11:AK:95:THR:HG21	1.63	0.80
44:BW:37:VAL:HG12	44:BW:38:ARG:N	1.96	0.80
53:CA:1268:G:H21	53:CA:1327:C:H1'	1.47	0.80
22:DA:1205:A:H5''	22:DA:1206:G:C8	2.17	0.80
22:BA:900:A:H2'	22:BA:901:C:C5'	2.07	0.80
22:DA:1399:C:O2'	22:DA:1400:U:H5'	1.82	0.80
44:DW:18:LYS:HD3	44:DW:19:ARG:H	1.46	0.80
37:DP:20:ARG:HD2	37:DP:21:PRO:HD2	1.63	0.80
35:BN:85:PRO:HA	35:BN:88:ALA:HB2	1.63	0.80
28:DG:120:ILE:HG13	28:DG:140:ILE:HG22	1.62	0.80
53:CA:994:A:N6	53:CA:1216:A:H5'	1.97	0.80
22:BA:2136:G:H2'	22:BA:2137:U:H5	1.46	0.80
53:CA:1348:U:O2'	53:CA:1349:A:H8	1.63	0.80
53:CA:14:U:H2'	53:CA:16:A:OP2	1.82	0.80
5:CE:154:ALA:HB1	8:CH:65:PHE:HE2	1.45	0.80
44:BW:9:THR:CG2	44:BW:10:ARG:HD3	2.09	0.80
2:AB:89:PHE:HB3	2:AB:149:GLY:CA	2.12	0.80
1:AA:485:U:O2'	1:AA:486:U:OP1	1.99	0.80
22:DA:616:A:H2'	22:DA:617:G:H8	1.47	0.80
22:BA:2135:A:O2'	22:BA:2136:G:C8	2.33	0.80
22:DA:45:G:H5'	22:DA:46:G:OP1	1.82	0.80
29:BH:18:GLN:HA	29:BH:18:GLN:HE21	1.47	0.80
32:BK:88:ASN:HD22	32:BK:91:SER:H	1.30	0.80
1:AA:481:G:HO2'	1:AA:482:A:H8	1.27	0.80
53:CA:77:A:H2'	53:CA:78:A:C8	2.17	0.80
33:DL:79:LEU:HA	33:DL:82:LEU:HD11	1.64	0.80
10:CJ:47:GLU:HB2	10:CJ:67:ILE:HG13	1.63	0.80

Continued on next page...

Continued from previous page...

Atom-1	Atom-2	Interatomic distance (Å)	Clash overlap (Å)
3:CC:63:ILE:HG12	3:CC:65:VAL:HG23	1.64	0.80
10:AJ:36:VAL:HG22	10:AJ:76:ILE:HG23	1.64	0.80
22:DA:1489:C:C4'	22:DA:1490:A:OP1	2.25	0.80
5:CE:76:ASN:O	5:CE:79:THR:HG22	1.81	0.80
22:DA:989:G:H4'	22:DA:990:A:OP1	1.82	0.80
44:DW:23:LYS:HD2	44:DW:24:ARG:N	1.96	0.80
36:DO:53:THR:HB	36:DO:65:THR:HG22	1.61	0.80
57:DB:5:U:H2'	57:DB:6:G:C8	2.16	0.80
22:BA:1056:G:H5''	22:BA:1057:A:H5'	1.62	0.79
22:DA:1324:G:O2'	22:DA:1616:A:C6	2.34	0.79
33:BL:93:ASN:ND2	33:BL:94:THR:N	2.30	0.79
22:DA:118:A:N3	22:DA:178:G:H1'	1.96	0.79
22:BA:1079:C:N4	22:BA:1088:A:H2	1.80	0.79
8:CH:28:SER:HA	8:CH:58:LEU:HD12	1.63	0.79
41:DT:50:LEU:HD23	41:DT:51:PHE:H	1.47	0.79
22:DA:1606:C:O2'	22:DA:1607:C:OP2	1.99	0.79
22:BA:1062:G:O2'	22:BA:1063:G:C8	2.35	0.79
1:AA:373:A:O2'	1:AA:374:A:H5'	1.82	0.79
22:DA:762:U:C4'	22:DA:763:G:O5'	2.31	0.79
4:AD:10:LEU:HD22	4:AD:62:ARG:HG3	1.63	0.79
6:AF:3:HIS:H	6:AF:92:THR:CG2	1.93	0.79
46:DY:20:ASN:HD22	46:DY:50:VAL:HG22	1.46	0.79
53:CA:1224:U:H5'	53:CA:1225:A:OP2	1.83	0.79
11:CK:27:ASN:HD22	11:CK:27:ASN:H	1.25	0.79
22:DA:279:A:N6	22:DA:361:G:H1'	1.97	0.79
22:DA:922:C:H1'	44:DW:22:VAL:HG21	1.64	0.79
28:DG:86:LEU:HA	28:DG:163:TYR:HB3	1.63	0.79
53:CA:335:C:H2'	53:CA:336:A:C8	2.16	0.79
45:BX:67:LEU:HD13	45:BX:77:TYR:CE1	2.18	0.79
53:CA:491:G:O2'	53:CA:492:C:H5'	1.83	0.79
1:AA:89:U:O2'	1:AA:90:C:H5''	1.81	0.79
22:BA:1458:U:C4'	22:BA:1459:G:O5'	2.19	0.79
22:BA:272:A:O2'	22:BA:273:G:H8	1.64	0.79
22:DA:481:G:O2'	22:DA:507:A:N6	2.15	0.79
3:CC:190:THR:HG22	3:CC:191:THR:H	1.48	0.79
22:DA:648:G:HO2'	22:DA:649:G:H8	0.82	0.79
22:DA:616:A:H2'	22:DA:617:G:C8	2.17	0.79
49:D1:25:ASN:HB3	49:D1:28:THR:OG1	1.82	0.79
31:DJ:17:VAL:HG23	31:DJ:137:PRO:HB2	1.63	0.79
30:BI:53:PRO:HD2	30:BI:77:VAL:HG21	1.64	0.79
10:CJ:15:HIS:CE1	10:CJ:68:ARG:HD3	2.18	0.79

Continued on next page...

Continued from previous page...

Atom-1	Atom-2	Interatomic distance (Å)	Clash overlap (Å)
22:BA:1941:C:H5'	22:BA:1941:C:C6	2.16	0.79
22:DA:2750:A:H4'	22:DA:2751:G:OP2	1.82	0.79
22:DA:2358:A:H61	33:DL:54:GLN:HE22	1.27	0.79
22:DA:1714:U:H3'	22:DA:1715:G:H5'	1.63	0.79
31:DJ:99:ARG:HA	31:DJ:102:GLU:HB3	1.63	0.79
35:BN:103:ARG:HD3	35:BN:110:MET:CE	2.13	0.79
8:AH:86:LYS:HG3	8:AH:90:GLU:HB3	1.62	0.79
2:CB:103:TRP:HA	2:CB:106:VAL:HB	1.63	0.79
22:BA:2757:A:N1	28:BG:66:THR:HG21	1.98	0.79
4:AD:96:ARG:HB3	4:AD:98:ASP:OD1	1.81	0.79
1:AA:1168:U:OP1	1:AA:1168:U:C6	2.34	0.79
22:BA:1733:G:O2'	22:BA:1734:G:H8	1.65	0.79
53:CA:1329:A:H5''	55:CM:25:GLY:N	1.96	0.79
53:CA:410:G:OP1	4:CD:25:ARG:HD2	1.81	0.79
1:AA:1046:A:H2'	1:AA:1047:G:H8	1.48	0.79
11:CK:74:LYS:HD2	11:CK:104:PHE:HE1	1.48	0.79
1:AA:1241:G:HO2'	1:AA:1242:G:H8	0.80	0.79
11:AK:88:PRO:HD3	21:AU:28:LEU:HD13	1.65	0.79
24:BC:144:GLU:HA	24:BC:151:GLY:HA2	1.62	0.79
36:DO:115:LEU:H	36:DO:115:LEU:HD13	1.44	0.79
10:CJ:40:ILE:HG22	10:CJ:42:LEU:HD12	1.62	0.79
51:B3:56:LEU:H	51:B3:56:LEU:HD22	1.47	0.79
37:DP:88:ARG:HE	37:DP:112:ARG:HH21	1.31	0.79
39:BR:51:VAL:HB	39:BR:52:PRO:HD2	1.64	0.79
15:AO:63:ARG:HD3	15:AO:87:ARG:NH2	1.98	0.79
22:DA:647:G:H2'	22:DA:648:G:C8	2.17	0.79
25:BD:5:VAL:N	25:BD:32:ASN:HD21	1.77	0.79
30:BI:100:ILE:HG22	30:BI:101:SER:H	1.47	0.79
38:BQ:65:ASN:ND2	38:BQ:69:ARG:HH22	1.79	0.79
51:B3:22:LYS:HA	51:B3:47:ALA:O	1.83	0.79
22:DA:1645:G:OP1	22:DA:1646:C:H5'	1.82	0.79
9:CI:118:ARG:NH2	9:CI:122:ARG:HE	1.80	0.79
1:AA:1469:C:H5'	1:AA:1469:C:H6	1.47	0.79
22:DA:2216:G:H2'	22:DA:2217:G:C8	2.16	0.79
7:AG:76:SER:HA	7:AG:85:GLN:HB2	1.65	0.79
34:DM:36:VAL:HG22	43:DV:82:TYR:HB2	1.65	0.79
22:DA:1310:G:H2'	22:DA:1311:G:O4'	1.83	0.78
22:DA:1490:A:H8	24:DC:73:ILE:HD12	1.48	0.78
9:CI:17:ARG:HB2	9:CI:65:THR:HB	1.64	0.78
22:DA:2023:C:HO2'	22:DA:2024:G:H8	0.80	0.78
32:BK:71:ARG:CB	32:BK:72:PRO:HD3	2.12	0.78

Continued on next page...

Continued from previous page...

Atom-1	Atom-2	Interatomic distance (Å)	Clash overlap (Å)
22:DA:2060:A:H62	26:DE:69:ARG:HH12	1.28	0.78
7:AG:114:SER:HB3	7:AG:117:LEU:HG	1.63	0.78
22:BA:1993:U:H4'	25:BD:133:THR:HG21	1.65	0.78
26:BE:146:VAL:HG23	26:BE:167:VAL:CG2	2.13	0.78
20:CT:23:ARG:HB3	20:CT:60:GLN:NE2	1.98	0.78
34:BM:73:ILE:HG21	34:BM:91:TYR:CZ	2.18	0.78
2:AB:127:LYS:HG3	2:AB:128:LEU:H	1.48	0.78
7:AG:26:VAL:HG12	7:AG:42:VAL:HG21	1.63	0.78
22:BA:1654:A:O2'	25:BD:118:PHE:CD2	2.36	0.78
57:DB:42:C:H41	58:DF:87:LYS:NZ	1.81	0.78
22:DA:649:G:H2'	22:DA:650:C:C6	2.19	0.78
28:BG:104:LEU:HB2	28:BG:112:VAL:CG2	2.13	0.78
24:BC:244:VAL:HG12	24:BC:250:GLN:HA	1.65	0.78
54:CG:71:THR:HG23	54:CG:72:VAL:HG23	1.65	0.78
53:CA:464:U:O4	53:CA:466:A:H4'	1.81	0.78
1:AA:1285:A:H5'	1:AA:1286:U:C4	2.18	0.78
9:CI:90:ASP:HB3	9:CI:93:LEU:HD23	1.65	0.78
22:BA:301:G:OP2	42:BU:81:ARG:NH1	2.16	0.78
12:CL:82:ARG:HG2	12:CL:82:ARG:HH11	1.49	0.78
1:AA:202:G:H21	1:AA:466:A:H61	1.30	0.78
53:CA:456:A:H2'	53:CA:457:G:H8	1.47	0.78
3:CC:166:TRP:O	3:CC:167:TYR:HB2	1.83	0.78
53:CA:328:C:H1'	53:CA:329:A:OP2	1.83	0.78
43:DV:30:ILE:HG12	43:DV:91:PHE:HB2	1.64	0.78
1:AA:973:G:H3'	1:AA:974:A:H5''	1.64	0.78
5:AE:152:VAL:HB	5:AE:155:LYS:NZ	1.97	0.78
53:CA:960:U:H4'	53:CA:961:U:H5''	1.65	0.78
22:BA:1778:U:H2'	22:BA:1784:A:N6	1.98	0.78
33:DL:117:THR:HG22	33:DL:118:THR:H	1.49	0.78
4:AD:25:ARG:HH11	4:AD:30:LYS:HE3	1.47	0.78
5:CE:24:VAL:HG23	5:CE:26:GLY:H	1.48	0.78
25:BD:45:TYR:CD1	25:BD:45:TYR:N	2.50	0.78
53:CA:563:A:H2'	53:CA:563:A:N3	1.95	0.78
22:DA:1038:G:C2	22:DA:1039:A:C8	2.71	0.78
31:BJ:111:LYS:HD3	31:BJ:112:GLY:N	1.97	0.78
30:BI:33:ASN:HB3	30:BI:36:GLU:HB2	1.66	0.78
29:BH:8:LYS:O	29:BH:9:VAL:HB	1.82	0.78
10:AJ:57:VAL:HG22	10:AJ:58:ASN:H	1.47	0.78
22:BA:506:G:H4'	22:BA:507:A:H5'	1.65	0.78
38:BQ:91:ARG:NH1	39:BR:10:LYS:HB3	1.99	0.78
22:DA:1534:U:H6	22:DA:1538:G:H1	1.32	0.78

Continued on next page...

Continued from previous page...

Atom-1	Atom-2	Interatomic distance (Å)	Clash overlap (Å)
35:DN:38:LEU:HB3	35:DN:39:PRO:HD3	1.63	0.78
5:CE:29:ILE:CG2	5:CE:30:PHE:N	2.47	0.78
53:CA:1195:C:H5''	53:CA:1196:A:OP2	1.83	0.78
53:CA:17:U:H2'	53:CA:18:C:C6	2.19	0.78
4:AD:34:GLU:O	4:AD:37:PRO:HD3	1.84	0.78
53:CA:1422:G:H5''	32:DK:48:PRO:HB3	1.64	0.78
22:DA:1809:A:O2'	22:DA:1810:A:H8	1.67	0.78
41:BT:50:LEU:HD12	41:BT:50:LEU:N	1.98	0.78
22:DA:1274:A:O2'	22:DA:1275:A:H5''	1.84	0.78
53:CA:1218:C:H2'	53:CA:1219:A:C8	2.19	0.78
22:BA:1287:A:H5'	35:BN:103:ARG:HD2	1.65	0.78
43:DV:61:LEU:HD23	43:DV:61:LEU:H	1.48	0.78
37:DP:63:ILE:HA	37:DP:68:GLY:HA2	1.66	0.78
24:DC:145:MET:HE2	24:DC:181:ARG:HH22	1.49	0.78
28:BG:23:ILE:HD12	28:BG:23:ILE:H	1.49	0.78
22:DA:2544:G:H5'	22:DA:2645:G:N7	1.98	0.78
25:BD:122:VAL:HG12	25:BD:123:LYS:N	1.97	0.78
22:DA:2324:U:H5'	22:DA:2325:G:C5'	2.14	0.78
22:DA:1552:A:N3	22:DA:1552:A:H2'	1.99	0.78
9:CI:51:LEU:HB2	9:CI:56:MET:SD	2.24	0.78
22:DA:71:A:H5''	22:DA:73:A:C8	2.18	0.78
22:DA:1237:A:H2	22:DA:1238:G:H1'	1.49	0.78
12:AL:28:GLN:HB2	12:AL:81:ILE:O	1.82	0.78
31:DJ:74:TYR:CE2	31:DJ:103:ILE:HD11	2.18	0.78
40:DS:14:ALA:O	40:DS:18:ARG:HB2	1.83	0.78
31:DJ:20:ALA:HA	31:DJ:23:LYS:HG3	1.65	0.78
22:DA:1568:G:H21	24:DC:57:HIS:CE1	2.01	0.78
7:AG:12:LEU:H	7:AG:12:LEU:HD22	1.47	0.78
22:BA:902:C:C2'	22:BA:903:C:H5'	2.12	0.78
22:DA:1071:G:O2'	22:DA:1072:C:H5'	1.84	0.78
22:DA:777:G:N7	22:DA:793:A:H2	1.81	0.78
38:DQ:16:ILE:HG23	38:DQ:38:VAL:HG21	1.66	0.78
17:CQ:3:LYS:NZ	17:CQ:6:THR:HG21	1.99	0.78
24:BC:70:LYS:HE2	24:BC:73:ILE:HD12	1.65	0.78
1:AA:188:C:O2	1:AA:188:C:H2'	1.83	0.78
44:BW:24:ARG:HD3	44:BW:65:LYS:HD3	1.66	0.78
5:AE:153:ALA:HA	5:AE:156:ARG:HB2	1.65	0.78
30:BI:3:LYS:HD2	30:BI:4:VAL:HG23	1.66	0.78
22:DA:740:C:H5'	22:DA:1784:A:H3'	1.64	0.78
53:CA:500:G:H5''	53:CA:500:G:C8	2.18	0.78
22:BA:1257:C:H5'	26:BE:78:TRP:CZ3	2.18	0.78

Continued on next page...

Continued from previous page...

Atom-1	Atom-2	Interatomic distance (Å)	Clash overlap (Å)
22:DA:1469:A:H2'	22:DA:1470:A:C8	2.19	0.77
10:CJ:15:HIS:HE1	10:CJ:68:ARG:HD3	1.48	0.77
45:DX:31:ASN:ND2	45:DX:31:ASN:H	1.81	0.77
4:AD:55:ARG:HH12	4:AD:58:GLN:HG2	1.48	0.77
22:DA:1734:G:HO2'	22:DA:1735:A:H8	1.29	0.77
24:BC:68:ARG:HD3	24:BC:103:ILE:HD11	1.66	0.77
22:DA:226:A:C2	22:DA:230:G:O6	2.37	0.77
22:DA:686:U:O4	50:D2:12:ARG:HG3	1.83	0.77
58:DF:43:ILE:HG23	58:DF:44:ALA:H	1.50	0.77
25:DD:105:LYS:HA	25:DD:177:VAL:HG22	1.66	0.77
22:DA:2190:G:H5'	22:DA:2191:A:OP2	1.84	0.77
3:CC:18:ASN:HA	3:CC:55:VAL:HG12	1.65	0.77
6:AF:38:ARG:HG3	6:AF:39:LEU:N	1.98	0.77
22:DA:128:C:H2'	22:DA:129:C:C6	2.19	0.77
42:DU:95:PHE:H	42:DU:95:PHE:HD1	1.32	0.77
22:DA:1076:C:O2	30:DI:92:PRO:HG2	1.84	0.77
53:CA:66:A:H2'	53:CA:66:A:N3	2.00	0.77
22:BA:221:A:H4'	22:BA:222:A:O5'	1.84	0.77
22:DA:2752:C:H2'	22:DA:2753:A:H8	1.48	0.77
58:DF:49:LEU:H	58:DF:49:LEU:HD22	1.47	0.77
53:CA:1452:C:H4'	53:CA:1453:G:O5'	1.84	0.77
53:CA:500:G:H8	53:CA:500:G:H5''	1.47	0.77
30:BI:104:GLN:O	30:BI:105:LEU:HB2	1.84	0.77
2:CB:162:VAL:HG13	2:CB:184:ALA:HB2	1.66	0.77
1:AA:92:U:H2'	1:AA:93:U:C6	2.19	0.77
22:DA:1490:A:C8	24:DC:73:ILE:HD12	2.20	0.77
22:BA:1069:A:O2'	22:BA:1070:A:H5''	1.84	0.77
1:AA:374:A:OP1	1:AA:452:A:N1	2.18	0.77
54:CG:28:ILE:HG21	54:CG:100:MET:HG3	1.66	0.77
53:CA:16:A:C2'	53:CA:17:U:H5'	2.15	0.77
15:CO:47:LYS:HD2	15:CO:47:LYS:H	1.48	0.77
19:AS:50:VAL:HG21	19:AS:70:LEU:HB3	1.64	0.77
53:CA:1526:G:OP1	21:CU:38:GLU:HG3	1.84	0.77
22:DA:2430:A:H5'	22:DA:2431:U:OP2	1.84	0.77
18:AR:44:THR:OG1	18:AR:46:THR:HG22	1.85	0.77
32:BK:38:ILE:HD11	32:BK:112:PHE:HZ	1.49	0.77
22:BA:855:G:N2	44:BW:23:LYS:HG2	1.98	0.77
32:DK:13:ASN:ND2	32:DK:97:THR:H	1.81	0.77
41:BT:32:LEU:N	41:BT:83:ALA:HB3	1.99	0.77
52:D4:7:VAL:HG13	52:D4:8:LYS:H	1.49	0.77
22:DA:2060:A:H62	26:DE:69:ARG:NH1	1.81	0.77

Continued on next page...

Continued from previous page...

Atom-1	Atom-2	Interatomic distance (Å)	Clash overlap (Å)
53:CA:1450:U:H4'	53:CA:1451:U:H5	1.50	0.77
35:BN:96:ARG:HH22	35:BN:116:VAL:HG23	1.50	0.77
22:DA:286:U:H2'	22:DA:287:G:C8	2.19	0.77
22:BA:1190:G:OP1	33:BL:32:GLY:HA2	1.84	0.77
33:BL:114:GLY:C	33:BL:115:GLU:HG3	2.05	0.77
22:BA:873:C:H42	22:BA:904:G:H1	1.33	0.77
53:CA:1299:A:C8	53:CA:1301:U:H1'	2.19	0.77
9:AI:83:THR:HG21	9:AI:102:PHE:HB3	1.64	0.77
28:BG:73:SER:HA	28:BG:76:ILE:CG2	2.15	0.77
24:DC:15:VAL:HG22	24:DC:205:GLY:HA3	1.67	0.77
22:DA:1799:G:H8	24:DC:179:GLU:OE1	1.67	0.77
14:CN:76:PHE:HE2	14:CN:92:ILE:HG21	1.48	0.77
43:BV:72:VAL:HG12	43:BV:93:ARG:HA	1.66	0.77
22:DA:1809:A:HO2'	22:DA:1810:A:H8	1.31	0.77
22:DA:1326:U:HO2'	22:DA:1327:A:H8	0.78	0.77
22:DA:445:C:H2'	22:DA:446:G:C8	2.19	0.77
41:BT:50:LEU:CD1	41:BT:50:LEU:H	1.96	0.77
28:DG:112:VAL:HG12	28:DG:114:HIS:H	1.50	0.77
22:DA:804:A:H2'	22:DA:806:C:C4	2.19	0.77
53:CA:1450:U:H4'	53:CA:1451:U:C5	2.20	0.77
53:CA:346:G:H2'	53:CA:346:G:N3	1.99	0.77
13:AM:2:ARG:O	13:AM:3:ILE:HG12	1.85	0.77
16:AP:59:HIS:CE1	16:AP:63:GLN:HE22	2.03	0.77
44:BW:24:ARG:HD3	44:BW:65:LYS:CD	2.15	0.77
22:DA:322:A:H3'	26:DE:163:ASN:HD21	1.49	0.77
22:DA:614:A:H4'	22:DA:616:A:H62	1.50	0.77
8:AH:87:ARG:O	8:AH:121:GLY:HA3	1.85	0.77
50:B2:3:ARG:HG2	50:B2:3:ARG:NH2	1.99	0.77
1:AA:87:C:H2'	1:AA:88:U:H6	1.49	0.77
1:AA:202:G:N2	1:AA:466:A:H61	1.83	0.77
13:AM:26:LYS:O	13:AM:30:LYS:HG3	1.85	0.77
22:DA:2291:U:H2'	22:DA:2292:U:C6	2.20	0.77
53:CA:820:U:H4'	53:CA:821:G:OP2	1.85	0.77
22:DA:396:G:O2'	22:DA:397:U:C6	2.36	0.77
37:BP:50:ARG:CD	37:BP:51:ASN:H	1.97	0.77
1:AA:214:C:HO2'	1:AA:215:C:H6	0.78	0.77
41:DT:44:LYS:O	41:DT:48:GLN:HG2	1.84	0.77
38:BQ:48:ASP:HA	38:BQ:51:GLN:HB2	1.67	0.77
22:DA:163:C:O2'	22:DA:164:C:O4'	2.02	0.77
27:BF:120:SER:HB2	27:BF:127:TYR:CE1	2.20	0.77
1:AA:1348:U:H2'	1:AA:1349:A:H8	1.50	0.77

Continued on next page...

Continued from previous page...

Atom-1	Atom-2	Interatomic distance (Å)	Clash overlap (Å)
38:BQ:91:ARG:NH2	38:BQ:93:ILE:HD13	1.99	0.76
22:DA:1340:U:OP1	22:DA:1340:U:H4'	1.83	0.76
22:DA:1345:C:OP2	22:DA:1345:C:H3'	1.85	0.76
22:BA:1062:G:OP1	22:BA:1070:A:H4'	1.85	0.76
11:AK:122:PRO:HG2	21:AU:33:ARG:O	1.84	0.76
57:DB:75:G:H1	57:DB:102:G:N2	1.82	0.76
24:BC:16:VAL:H	24:BC:203:VAL:HG12	1.47	0.76
35:DN:71:ARG:HB2	35:DN:71:ARG:NH2	2.01	0.76
53:CA:1108:G:H5''	3:CC:175:HIS:CE1	2.19	0.76
15:CO:63:ARG:HH22	22:DA:715:A:H5'	1.49	0.76
11:AK:100:ASN:HD22	11:AK:106:ILE:HG22	1.50	0.76
46:BY:17:GLU:HG3	46:BY:18:LEU:N	1.99	0.76
22:DA:2601:C:H4'	22:DA:2602:A:OP2	1.83	0.76
45:BX:38:TRP:HB2	45:BX:45:PHE:HE2	1.49	0.76
6:AF:19:PRO:HA	6:AF:22:ILE:HD12	1.68	0.76
44:BW:37:VAL:HG13	44:BW:55:ASP:O	1.85	0.76
42:DU:3:LYS:HG2	42:DU:84:PHE:HZ	1.50	0.76
37:DP:91:VAL:HG11	37:DP:96:LEU:HD11	1.66	0.76
4:AD:145:ARG:NH1	4:AD:147:LYS:HE3	2.00	0.76
1:AA:922:G:H4'	5:AE:24:VAL:HA	1.67	0.76
54:CG:68:VAL:HG22	54:CG:134:VAL:HG12	1.67	0.76
50:D2:5:PHE:HZ	50:D2:12:ARG:HH11	1.31	0.76
28:BG:97:VAL:HG22	28:BG:102:ILE:HG12	1.66	0.76
24:BC:20:ASN:HD22	24:BC:20:ASN:C	1.87	0.76
53:CA:1245:C:H2'	53:CA:1246:A:H8	1.50	0.76
53:CA:429:U:H3'	4:CD:8:LEU:HD23	1.65	0.76
22:BA:1475:G:H1'	22:BA:1476:U:OP2	1.84	0.76
11:CK:23:HIS:HB3	11:CK:30:ILE:HB	1.68	0.76
1:AA:1411:C:C2'	1:AA:1412:C:H5'	2.14	0.76
4:CD:34:GLU:O	4:CD:36:ALA:N	2.18	0.76
44:BW:39:GLN:HG3	44:BW:42:THR:H	1.50	0.76
53:CA:990:C:C2'	53:CA:991:U:O4'	2.33	0.76
22:DA:2612:C:H5''	22:DA:2613:U:OP1	1.85	0.76
53:CA:1169:A:H2'	53:CA:1170:A:C8	2.21	0.76
35:BN:103:ARG:HD3	35:BN:110:MET:HE3	1.65	0.76
38:DQ:40:LYS:HD2	38:DQ:44:TYR:HE2	1.49	0.76
11:CK:44:ALA:HB3	11:CK:69:CYS:HB2	1.67	0.76
29:DH:80:ILE:HB	29:DH:101:ASP:CB	2.16	0.76
36:BO:31:THR:HG22	36:BO:34:HIS:O	1.86	0.76
33:BL:93:ASN:HD22	33:BL:94:THR:H	1.30	0.76
38:BQ:111:LYS:HE2	39:BR:50:GLY:HA2	1.67	0.76

Continued on next page...

Continued from previous page...

Atom-1	Atom-2	Interatomic distance (Å)	Clash overlap (Å)
39:BR:51:VAL:HB	39:BR:52:PRO:CD	2.14	0.76
22:DA:2136:G:H2'	22:DA:2137:U:C6	2.21	0.76
22:DA:15:G:OP1	48:D0:20:ALA:HB2	1.83	0.76
23:BB:13:G:O2'	23:BB:15:A:H5'	1.83	0.76
26:DE:6:LYS:HB2	26:DE:121:VAL:HG12	1.66	0.76
56:CP:8:ARG:HB3	56:CP:28:ARG:NH1	2.00	0.76
37:BP:28:LYS:HB2	37:BP:82:SER:HB3	1.68	0.76
22:BA:1469:A:H2'	22:BA:1470:A:C8	2.19	0.76
31:BJ:4:PHE:O	31:BJ:44:TYR:CE1	2.38	0.76
22:DA:1062:G:H8	22:DA:1070:A:OP2	1.67	0.76
28:BG:88:LEU:HD11	28:BG:95:ALA:HB2	1.67	0.76
4:AD:25:ARG:NH1	4:AD:30:LYS:HE3	2.01	0.76
2:AB:22:TRP:O	2:AB:22:TRP:CG	2.38	0.76
53:CA:1005:A:C5	53:CA:1006:G:H1'	2.20	0.76
25:BD:118:PHE:HD2	25:BD:119:ALA:H	1.34	0.76
17:CQ:46:HIS:HB2	17:CQ:70:LYS:HE3	1.67	0.76
53:CA:108:G:H5'	53:CA:109:A:H5''	1.67	0.76
30:BI:7:TYR:HB3	30:BI:58:ILE:H	1.50	0.76
37:DP:50:ARG:HB3	37:DP:57:ALA:N	2.00	0.76
22:BA:1871:A:O2'	22:BA:1872:A:C8	2.39	0.76
22:BA:856:G:H1'	44:BW:23:LYS:HB3	1.65	0.76
26:BE:112:LEU:HD13	26:BE:186:VAL:HG11	1.68	0.76
12:AL:43:LYS:HB2	12:AL:44:PRO:HD3	1.68	0.76
21:AU:16:ARG:NH1	21:AU:19:LYS:HG3	2.01	0.76
22:BA:2813:A:H2	22:BA:2887:A:N6	1.83	0.76
22:DA:959:A:H2'	22:DA:960:A:C8	2.21	0.76
25:DD:114:LYS:HD2	25:DD:116:LYS:NZ	2.01	0.76
22:DA:2618:G:H21	25:DD:155:VAL:HG21	1.50	0.76
36:BO:31:THR:CG2	36:BO:34:HIS:H	1.98	0.76
4:AD:172:VAL:HG22	4:AD:173:ASP:H	1.51	0.76
25:DD:137:SER:HB3	25:DD:138:LEU:HD22	1.68	0.76
22:DA:412:A:N7	22:DA:2412:A:H1'	2.01	0.76
44:BW:39:GLN:HG3	44:BW:42:THR:N	2.01	0.76
1:AA:1052:U:H5''	1:AA:1053:G:OP2	1.85	0.76
39:BR:48:LYS:HD2	39:BR:48:LYS:H	1.51	0.76
39:BR:16:GLU:HA	39:BR:98:ILE:HG22	1.67	0.76
53:CA:33:A:H2'	53:CA:34:C:C6	2.19	0.76
2:AB:99:MET:HA	2:AB:106:VAL:HG21	1.68	0.76
43:DV:80:HIS:CD2	43:DV:82:TYR:H	2.04	0.76
53:CA:344:A:H5''	53:CA:345:C:C5	2.21	0.76
28:BG:60:GLY:O	28:BG:61:TRP:HB2	1.86	0.76

Continued on next page...

Continued from previous page...

Atom-1	Atom-2	Interatomic distance (Å)	Clash overlap (Å)
10:CJ:26:VAL:O	10:CJ:30:LYS:HB3	1.85	0.76
55:CM:12:LYS:HE3	55:CM:12:LYS:HA	1.68	0.76
21:CU:16:ARG:CG	21:CU:19:LYS:HG2	2.12	0.76
43:BV:80:HIS:HD2	43:BV:83:LYS:H	0.81	0.76
26:DE:128:ALA:HB1	26:DE:129:PRO:HD2	1.68	0.76
42:DU:14:THR:HG23	42:DU:15:GLY:H	1.51	0.76
34:BM:43:ALA:HA	34:BM:46:ILE:CG1	2.15	0.76
25:DD:118:PHE:CD1	25:DD:119:ALA:N	2.54	0.76
22:DA:388:G:N7	22:DA:390:U:H2'	2.01	0.76
22:BA:357:C:H2'	22:BA:358:U:C6	2.21	0.76
28:BG:8:VAL:HG11	28:BG:49:LEU:HB2	1.66	0.76
46:BY:56:LEU:O	46:BY:57:LEU:HB3	1.85	0.76
22:DA:600:G:H5''	26:DE:27:LEU:HD22	1.67	0.76
22:DA:2458:G:H8	22:DA:2459:A:H62	1.34	0.76
25:BD:12:THR:HG22	25:BD:13:ARG:N	2.01	0.76
29:BH:94:ILE:HG21	29:BH:99:ILE:HG12	1.68	0.76
58:DF:104:THR:HG22	58:DF:105:ILE:HG13	1.67	0.76
53:CA:1157:A:C4'	53:CA:1158:C:O5'	2.29	0.75
22:BA:1082:U:C5'	30:BI:117:THR:O	2.31	0.75
44:DW:39:GLN:HG2	44:DW:42:THR:HB	1.67	0.75
44:BW:18:LYS:HA	44:BW:36:ILE:HG13	1.67	0.75
37:BP:52:ARG:HH11	37:BP:52:ARG:HG2	1.51	0.75
42:DU:92:VAL:HB	42:DU:101:THR:CG2	2.15	0.75
22:DA:95:A:H1'	46:DY:40:SER:HB2	1.67	0.75
25:DD:114:LYS:HD2	25:DD:116:LYS:HZ2	1.50	0.75
38:DQ:34:ALA:O	38:DQ:38:VAL:HG23	1.85	0.75
53:CA:157:U:O2'	53:CA:158:G:H5'	1.86	0.75
12:CL:2:THR:HG22	12:CL:4:ASN:H	1.51	0.75
1:AA:1239:A:N6	1:AA:1299:A:H62	1.84	0.75
58:DF:147:ARG:HG2	58:DF:149:ARG:HH12	1.51	0.75
22:DA:1906:G:C8	22:DA:1929:G:H2'	2.20	0.75
22:DA:2746:U:H1'	28:DG:138:GLN:HE21	1.51	0.75
1:AA:86:G:N2	1:AA:87:C:H41	1.84	0.75
22:DA:874:G:H5'	22:DA:875:G:OP2	1.85	0.75
1:AA:121:U:H5''	1:AA:121:U:H6	1.50	0.75
44:BW:76:ARG:HH21	44:BW:76:ARG:CG	1.95	0.75
38:BQ:85:ALA:O	38:BQ:86:SER:C	2.24	0.75
22:DA:1303:G:O2'	22:DA:1304:A:H8	1.66	0.75
3:CC:18:ASN:HD21	3:CC:53:ARG:NH1	1.83	0.75
11:CK:126:ARG:HB2	21:CU:33:ARG:HD2	1.68	0.75
1:AA:1409:C:O2'	1:AA:1410:A:H5'	1.86	0.75

Continued on next page...

Continued from previous page...

Atom-1	Atom-2	Interatomic distance (Å)	Clash overlap (Å)
55:CM:78:ARG:HH21	55:CM:79:LEU:HD23	1.51	0.75
22:BA:2104:C:H2'	22:BA:2105:U:O4'	1.87	0.75
40:DS:20:VAL:HG23	40:DS:23:LEU:HD12	1.67	0.75
22:DA:1379:U:H2'	22:DA:1379:U:O2	1.86	0.75
9:AI:28:VAL:HB	9:AI:63:TYR:HD2	1.49	0.75
25:DD:19:GLY:O	32:DK:72:PRO:HB2	1.87	0.75
9:CI:75:ALA:HA	9:CI:78:ILE:HD12	1.67	0.75
22:DA:2321:U:O2	22:DA:2321:U:C3'	2.34	0.75
5:AE:155:LYS:HD2	5:AE:156:ARG:H	1.50	0.75
22:DA:335:C:HO2'	22:DA:336:C:H6	0.77	0.75
53:CA:1239:A:H1'	53:CA:1241:G:C4	2.22	0.75
26:BE:149:ILE:O	26:BE:188:MET:HA	1.87	0.75
20:CT:23:ARG:HB3	20:CT:60:GLN:HE22	1.50	0.75
1:AA:464:U:N3	1:AA:466:A:H5'	2.00	0.75
22:DA:286:U:H2'	22:DA:287:G:H8	1.49	0.75
22:DA:1519:G:H5'	22:DA:1520:U:OP2	1.86	0.75
31:BJ:130:HIS:HD2	31:BJ:132:HIS:H	1.33	0.75
22:BA:1605:C:C3'	22:BA:1606:C:H5''	2.15	0.75
53:CA:120:A:C3'	53:CA:121:U:C5'	2.58	0.75
33:BL:77:ILE:CD1	33:BL:108:ALA:HB1	2.16	0.75
37:BP:4:ILE:O	37:BP:6:GLN:N	2.19	0.75
22:BA:1076:C:H2'	22:BA:1077:A:H8	1.50	0.75
53:CA:1366:C:O2'	53:CA:1367:C:C6	2.38	0.75
24:DC:70:LYS:HB2	24:DC:101:ARG:HH22	1.52	0.75
1:AA:1066:C:H6	1:AA:1066:C:H5''	1.50	0.75
22:DA:729:G:H3'	22:DA:730:A:C5'	2.17	0.75
53:CA:1322:C:H2'	53:CA:1322:C:O2	1.85	0.75
22:BA:1508:A:O2'	22:BA:1509:A:OP2	2.04	0.75
22:DA:196:A:H61	22:DA:831:G:H21	1.34	0.75
22:DA:1255:U:H5'	22:DA:2502:G:H22	1.51	0.75
2:CB:49:PHE:HA	2:CB:52:ALA:HB3	1.68	0.75
44:DW:49:ASN:ND2	44:DW:81:ILE:HG23	2.00	0.75
6:CF:11:HIS:HD2	6:CF:12:PRO:HD2	1.52	0.75
40:BS:20:VAL:HA	40:BS:23:LEU:HD12	1.68	0.75
2:AB:46:VAL:HB	2:AB:47:PRO:HD3	1.68	0.75
50:B2:43:THR:O	50:B2:44:VAL:HB	1.84	0.75
22:DA:2563:U:H1'	22:DA:2566:A:N6	2.01	0.75
22:DA:1455:G:O2'	22:DA:1456:G:H8	1.70	0.75
22:DA:2773:C:H2'	22:DA:2774:C:H6	1.52	0.75
1:AA:1520:C:H2'	1:AA:1521:C:H6	1.51	0.75
43:BV:5:ASN:ND2	43:BV:5:ASN:H	1.84	0.75

Continued on next page...

Continued from previous page...

Atom-1	Atom-2	Interatomic distance (Å)	Clash overlap (Å)
22:DA:2356:U:H4'	44:DW:16:GLU:HG3	1.67	0.75
22:DA:1534:U:H6	22:DA:1538:G:N1	1.85	0.75
12:CL:97:VAL:HG23	12:CL:97:VAL:O	1.87	0.75
25:DD:119:ALA:HB3	25:DD:163:GLY:H	1.52	0.75
53:CA:1458:G:O2'	20:CT:22:SER:HB3	1.87	0.75
22:DA:422:A:O2'	22:DA:423:A:C8	2.40	0.75
15:CO:28:VAL:HG13	15:CO:62:ARG:HG3	1.67	0.75
47:DZ:4:ILE:HD12	47:DZ:58:GLU:HA	1.69	0.75
22:BA:1084:A:H2'	22:BA:1085:A:C8	2.21	0.75
22:BA:904:G:O2'	22:BA:905:A:C5'	2.35	0.75
22:DA:2336:A:N7	44:DW:40:ARG:CZ	2.50	0.75
28:BG:120:ILE:HD13	28:BG:121:THR:N	2.01	0.75
53:CA:93:U:H2'	53:CA:95:C:H5	1.51	0.75
22:BA:1110:G:O2'	22:BA:1111:A:H8	1.68	0.75
22:DA:389:G:O2'	22:DA:390:U:H5'	1.87	0.75
51:B3:21:PHE:HB2	51:B3:49:VAL:CG1	2.17	0.75
22:DA:984:A:O2'	22:DA:985:C:OP1	2.03	0.75
18:AR:40:PRO:HB2	18:AR:42:ARG:HG2	1.68	0.75
17:CQ:30:HIS:HE1	17:CQ:32:ILE:HG13	1.50	0.75
53:CA:736:C:H2'	53:CA:737:C:C6	2.22	0.75
24:DC:159:THR:O	24:DC:194:VAL:HG12	1.86	0.75
41:DT:60:THR:HG22	41:DT:83:ALA:HA	1.68	0.75
46:BY:47:ARG:HG3	46:BY:47:ARG:HH21	1.51	0.75
11:AK:126:ARG:HB2	21:AU:33:ARG:HH12	1.50	0.75
31:BJ:117:ALA:HA	31:BJ:120:ARG:NH2	2.00	0.75
22:DA:2758:A:H2'	22:DA:2759:G:H5'	1.66	0.75
22:BA:1020:A:H4'	22:BA:1021:A:O5'	1.86	0.75
53:CA:266:G:O2'	53:CA:267:C:H3'	1.87	0.75
11:AK:87:GLY:H	11:AK:113:THR:HG22	1.50	0.75
4:AD:36:ALA:HA	4:AD:41:GLY:HA3	1.68	0.75
41:BT:87:LEU:HB2	41:BT:91:GLN:HG2	1.69	0.75
31:BJ:53:TYR:CE1	31:BJ:121:LYS:HG2	2.22	0.75
53:CA:135:C:O2	56:CP:1:MET:HB2	1.86	0.75
22:DA:230:G:O2'	22:DA:231:A:H8	1.66	0.74
37:BP:50:ARG:CG	37:BP:57:ALA:N	2.50	0.74
53:CA:371:A:O2'	53:CA:372:C:H5'	1.87	0.74
35:BN:31:HIS:O	35:BN:33:ILE:HD12	1.87	0.74
47:DZ:30:ARG:HH21	47:DZ:33:HIS:HB2	1.50	0.74
22:DA:1255:U:H2'	26:DE:68:ALA:HB2	1.69	0.74
3:CC:140:ALA:O	3:CC:145:ALA:HB3	1.87	0.74
21:AU:39:LYS:H	21:AU:40:PRO:HD2	1.51	0.74

Continued on next page...

Continued from previous page...

Atom-1	Atom-2	Interatomic distance (Å)	Clash overlap (Å)
30:BI:115:ASP:O	30:BI:116:MET:HG2	1.86	0.74
19:AS:6:LYS:HE2	19:AS:6:LYS:HA	1.69	0.74
37:BP:50:ARG:CD	37:BP:56:SER:HB3	2.17	0.74
22:BA:588:U:H2'	22:BA:589:U:C6	2.22	0.74
22:DA:333:G:O2'	22:DA:334:C:H6	1.70	0.74
22:BA:2267:A:H5''	22:BA:2268:A:C5'	2.16	0.74
1:AA:1225:A:H2'	1:AA:1226:C:C5	2.22	0.74
41:BT:29:THR:HA	41:BT:86:THR:HA	1.69	0.74
38:DQ:10:ARG:HA	38:DQ:13:HIS:HB2	1.69	0.74
18:AR:56:ARG:O	18:AR:60:ARG:HB2	1.87	0.74
53:CA:1264:U:H2'	53:CA:1265:C:C6	2.21	0.74
29:DH:1:MET:HB3	29:DH:21:VAL:O	1.86	0.74
1:AA:80:A:C2	1:AA:81:A:H1'	2.22	0.74
1:AA:1411:C:H2'	1:AA:1412:C:H5'	1.68	0.74
22:BA:1385:A:H1'	22:BA:1386:C:C6	2.21	0.74
53:CA:1038:C:H2'	53:CA:1039:G:C8	2.22	0.74
22:DA:2468:A:O2'	22:DA:2469:A:H8	1.70	0.74
22:DA:1071:G:N7	22:DA:1089:A:C6	2.55	0.74
22:DA:654:A:H2'	22:DA:655:A:H5''	1.69	0.74
6:CF:42:TRP:HB2	6:CF:59:TYR:HB2	1.69	0.74
30:BI:78:LEU:HD13	30:BI:108:ILE:HG23	1.69	0.74
7:AG:86:VAL:HG22	7:AG:150:PHE:HB3	1.68	0.74
26:DE:61:ARG:HD2	26:DE:61:ARG:O	1.88	0.74
53:CA:597:G:H2'	53:CA:598:U:H5'	1.69	0.74
42:BU:97:SER:O	42:BU:98:ASN:HB3	1.87	0.74
12:CL:43:LYS:CB	12:CL:44:PRO:HD2	2.12	0.74
44:BW:49:ASN:HA	44:BW:61:LYS:HB2	1.70	0.74
1:AA:1021:A:C2'	1:AA:1022:A:H5''	2.16	0.74
21:CU:33:ARG:NH1	21:CU:34:ARG:HD3	2.02	0.74
9:AI:40:ARG:HA	9:AI:44:ARG:HB3	1.69	0.74
27:BF:34:THR:HG23	27:BF:89:THR:HG23	1.68	0.74
31:BJ:88:THR:HG22	31:BJ:91:GLU:CG	2.17	0.74
32:BK:21:CYS:HB2	32:BK:39:ILE:HD11	1.70	0.74
22:DA:5:A:C2	22:DA:2899:A:C2	2.75	0.74
22:DA:1809:A:C2	22:DA:1810:A:C4	2.75	0.74
44:BW:18:LYS:HG3	44:BW:19:ARG:H	1.49	0.74
53:CA:1138:G:O2'	53:CA:1139:G:OP1	2.03	0.74
22:DA:2425:A:H4'	22:DA:2426:A:O5'	1.85	0.74
53:CA:1081:A:H5'	5:CE:22:LYS:HD2	1.70	0.74
22:DA:976:G:H2'	22:DA:977:G:H8	1.53	0.74
31:DJ:73:VAL:HG23	31:DJ:74:TYR:H	1.52	0.74

Continued on next page...

Continued from previous page...

Atom-1	Atom-2	Interatomic distance (Å)	Clash overlap (Å)
22:DA:1521:G:C6	22:DA:1522:A:N6	2.55	0.74
22:DA:1493:C:O2	22:DA:1493:C:H2'	1.86	0.74
2:AB:71:THR:HG22	2:AB:72:LYS:H	1.52	0.74
22:DA:414:C:H5''	22:DA:1879:C:O2'	1.88	0.74
6:AF:38:ARG:HG2	6:AF:38:ARG:NH1	1.96	0.74
22:BA:923:G:H21	44:BW:23:LYS:HZ3	1.33	0.74
32:DK:71:ARG:HB3	32:DK:72:PRO:CD	2.15	0.74
53:CA:79:G:H2'	53:CA:80:A:C8	2.22	0.74
41:BT:59:ASN:O	41:BT:83:ALA:O	2.04	0.74
26:DE:149:ILE:O	26:DE:188:MET:HA	1.87	0.74
25:BD:114:LYS:HE3	25:BD:114:LYS:O	1.87	0.74
22:DA:784:G:HO2'	22:DA:785:G:H8	1.34	0.74
8:AH:104:SER:HB2	8:AH:125:ILE:HD11	1.69	0.74
7:AG:121:ASN:O	7:AG:125:ASP:HB2	1.87	0.74
53:CA:533:A:O2'	53:CA:535:A:OP2	2.05	0.74
43:DV:77:VAL:HA	43:DV:89:ILE:HG22	1.67	0.74
22:DA:273:G:H2'	22:DA:274:C:O4'	1.87	0.74
22:DA:1012:U:O4	31:DJ:30:THR:HG21	1.86	0.74
32:BK:111:LYS:H	32:BK:111:LYS:HE2	1.51	0.74
22:DA:1127:A:O2'	22:DA:1128:G:H5'	1.88	0.74
30:BI:79:LEU:HD13	30:BI:135:MET:SD	2.28	0.74
37:BP:83:ILE:HD13	37:BP:84:SER:N	2.03	0.74
4:CD:176:LYS:HG3	4:CD:178:GLU:HB2	1.69	0.74
10:AJ:53:ILE:CG2	10:AJ:61:ALA:HB1	2.18	0.74
30:BI:126:ARG:HA	30:BI:129:GLU:HB2	1.69	0.74
22:BA:682:G:H5'	50:B2:26:ASN:OD1	1.86	0.74
24:BC:71:ASP:HA	24:BC:117:SER:O	1.88	0.74
22:DA:1097:U:H2'	22:DA:1098:A:O4'	1.88	0.74
1:AA:1239:A:N6	1:AA:1299:A:N6	2.35	0.74
2:AB:108:GLN:HE21	2:AB:108:GLN:N	1.85	0.74
53:CA:642:A:N7	8:CH:106:SER:HA	2.02	0.74
22:DA:96:C:H4'	46:DY:41:HIS:CD2	2.22	0.74
9:CI:11:ARG:HD3	9:CI:106:ASP:OD1	1.88	0.74
29:DH:84:ALA:H	29:DH:148:ALA:HA	1.52	0.74
26:DE:170:ARG:HH22	26:DE:176:ASP:HB2	1.52	0.74
22:BA:100:U:H4'	22:BA:101:A:O5'	1.88	0.74
17:CQ:46:HIS:HB2	17:CQ:70:LYS:HZ1	1.50	0.74
24:DC:173:LEU:HD22	24:DC:181:ARG:O	1.88	0.74
2:CB:163:ILE:HG23	2:CB:185:ILE:HD11	1.68	0.74
21:CU:35:GLU:HG3	21:CU:36:PHE:H	1.53	0.74
53:CA:1024:G:H2'	53:CA:1025:U:O4'	1.87	0.74

Continued on next page...

Continued from previous page...

Atom-1	Atom-2	Interatomic distance (Å)	Clash overlap (Å)
6:AF:97:THR:O	6:AF:98:GLU:HG2	1.87	0.74
28:DG:16:VAL:HG11	28:DG:44:HIS:CD2	2.23	0.74
22:BA:2427:C:H5''	22:BA:2428:G:OP1	1.88	0.74
39:DR:62:GLU:HB3	39:DR:97:LYS:HB3	1.68	0.74
22:DA:2776:A:C4'	22:DA:2777:G:O5'	2.36	0.73
53:CA:702:A:H8	53:CA:702:A:OP1	1.71	0.73
22:BA:277:G:H4'	22:BA:278:A:N7	2.03	0.73
6:CF:43:GLY:HA2	6:CF:58:HIS:CE1	2.22	0.73
12:AL:113:ARG:HB3	12:AL:118:VAL:HB	1.70	0.73
35:BN:79:LEU:O	35:BN:80:PHE:HB2	1.88	0.73
8:AH:17:GLN:HE21	8:AH:71:VAL:HG23	1.52	0.73
24:BC:28:PRO:HG2	24:BC:33:LEU:HD11	1.69	0.73
53:CA:1113:C:H2'	53:CA:1114:C:H6	1.53	0.73
25:BD:51:THR:OG1	25:BD:76:GLY:HA3	1.87	0.73
31:DJ:59:ALA:O	31:DJ:62:VAL:HG12	1.88	0.73
22:BA:587:C:OP2	33:BL:21:ARG:NH1	2.21	0.73
12:AL:23:LEU:CB	12:AL:58:ASN:HD22	2.00	0.73
3:AC:152:VAL:HG12	3:AC:197:VAL:HG13	1.68	0.73
22:DA:1125:G:H4'	52:D4:37:GLN:NE2	2.03	0.73
28:DG:103:ASN:HD22	28:DG:111:PRO:HB2	1.53	0.73
1:AA:1218:C:H2'	1:AA:1219:A:C8	2.24	0.73
24:BC:166:ARG:HG3	24:BC:166:ARG:O	1.87	0.73
28:BG:86:LEU:HD11	28:BG:132:LEU:HD21	1.70	0.73
2:CB:110:ILE:HD13	2:CB:151:LYS:HA	1.70	0.73
6:CF:86:ARG:HD3	18:CR:63:TYR:O	1.87	0.73
22:DA:975:A:HO2'	22:DA:976:G:H8	0.78	0.73
1:AA:499:A:H4'	1:AA:500:G:OP1	1.87	0.73
22:DA:2143:C:H3'	22:DA:2144:G:C8	2.23	0.73
2:AB:17:HIS:CD2	2:AB:202:ASN:HD21	2.06	0.73
46:BY:45:GLN:O	46:BY:46:VAL:HB	1.87	0.73
39:BR:58:VAL:HG13	39:BR:102:SER:HB2	1.68	0.73
25:BD:172:VAL:O	25:BD:173:GLN:HB2	1.87	0.73
22:DA:915:C:H2'	22:DA:916:G:C8	2.23	0.73
53:CA:1011:C:H2'	53:CA:1012:A:H8	1.52	0.73
22:DA:1742:U:H2'	22:DA:1743:G:C8	2.23	0.73
53:CA:405:U:O4	4:CD:1:ALA:HB1	1.87	0.73
3:CC:110:LEU:O	3:CC:110:LEU:HD23	1.88	0.73
57:DB:67:G:HO2'	57:DB:68:C:H6	1.36	0.73
22:BA:2281:A:O2'	22:BA:2282:G:H5'	1.89	0.73
22:DA:1965:C:C5'	22:DA:1966:A:H5''	2.18	0.73
22:DA:638:G:H2'	22:DA:639:U:C6	2.24	0.73

Continued on next page...

Continued from previous page...

Atom-1	Atom-2	Interatomic distance (Å)	Clash overlap (Å)
22:DA:221:A:H5''	22:DA:222:A:OP1	1.88	0.73
53:CA:1347:G:N2	53:CA:1373:G:H2'	2.03	0.73
5:CE:14:LEU:HD22	5:CE:59:ILE:HD13	1.70	0.73
22:BA:335:C:H5''	42:BU:81:ARG:HD3	1.70	0.73
2:AB:20:ARG:HA	2:AB:20:ARG:NH1	2.02	0.73
22:DA:962:G:H3'	22:DA:962:G:OP1	1.88	0.73
3:AC:10:ARG:NH2	3:AC:181:ILE:HG13	2.03	0.73
53:CA:721:G:H4'	53:CA:722:G:O5'	1.89	0.73
45:DX:63:ILE:HD12	45:DX:64:ASP:H	1.53	0.73
40:BS:2:GLU:O	40:BS:107:VAL:O	2.06	0.73
28:BG:30:GLY:HA3	28:BG:78:VAL:HG12	1.68	0.73
5:AE:14:LEU:HD13	5:AE:14:LEU:O	1.88	0.73
3:CC:9:ILE:HD12	14:CN:97:LYS:HD3	1.70	0.73
32:DK:2:ILE:HB	32:DK:33:ALA:HB3	1.68	0.73
53:CA:381:C:O2	53:CA:381:C:H2'	1.87	0.73
22:DA:1783:A:H5'	22:DA:2608:G:H4'	1.70	0.73
50:D2:19:ARG:HB3	50:D2:19:ARG:NH2	2.04	0.73
22:BA:464:U:O2'	50:B2:16:HIS:CE1	2.41	0.73
17:CQ:18:LYS:HD3	17:CQ:48:GLU:OE2	1.87	0.73
8:CH:52:GLY:HA3	8:CH:56:PRO:HA	1.70	0.73
22:BA:1714:U:H2'	22:BA:1714:U:O2	1.88	0.73
22:BA:459:U:O2'	22:BA:460:A:H5'	1.88	0.73
22:BA:1277:G:H5'	35:BN:20:MET:CE	2.18	0.73
40:BS:33:LEU:HD13	40:BS:51:LEU:HD23	1.70	0.73
15:CO:39:GLN:OE1	22:DA:716:A:H1'	1.89	0.73
43:BV:25:LYS:HD3	43:BV:43:ASP:HA	1.68	0.73
22:BA:762:U:H4'	22:BA:763:G:O5'	1.88	0.73
22:DA:1823:G:H5''	62:DC:409:HOH:O	1.87	0.73
8:CH:11:THR:HG22	8:CH:14:ARG:HH12	1.52	0.73
53:CA:1160:G:C6	53:CA:1181:G:O6	2.41	0.73
22:DA:397:U:OP2	45:DX:9:LYS:HE2	1.89	0.73
53:CA:279:A:H4'	53:CA:280:C:O5'	1.86	0.73
3:AC:150:VAL:HG12	3:AC:199:VAL:HB	1.70	0.73
22:DA:675:A:OP1	26:DE:60:TRP:HZ2	1.71	0.73
24:DC:145:MET:CE	24:DC:181:ARG:HH22	2.02	0.73
33:BL:81:ASP:O	33:BL:82:LEU:HB3	1.89	0.73
22:DA:422:A:O2'	22:DA:423:A:H8	1.71	0.73
46:BY:39:GLN:HB2	46:BY:41:HIS:CD2	2.24	0.73
11:AK:42:GLY:HA3	11:AK:73:VAL:HG12	1.70	0.73
1:AA:1201:A:H1'	1:AA:1202:U:OP2	1.88	0.73
1:AA:110:C:H2'	1:AA:111:G:C8	2.23	0.73

Continued on next page...

Continued from previous page...

Atom-1	Atom-2	Interatomic distance (Å)	Clash overlap (Å)
22:BA:594:U:H2'	22:BA:595:C:C6	2.22	0.73
40:BS:70:LYS:N	40:BS:70:LYS:HD2	2.03	0.73
44:BW:28:GLU:HB3	44:BW:31:LEU:CD2	2.18	0.73
32:BK:18:ARG:HG3	32:BK:18:ARG:NH1	1.99	0.73
5:AE:110:MET:O	5:AE:114:LEU:HB2	1.89	0.73
53:CA:977:A:O2'	53:CA:978:A:H5''	1.88	0.73
2:CB:74:ALA:HB1	2:CB:206:ILE:HD11	1.69	0.73
24:BC:14:HIS:O	24:BC:203:VAL:HG11	1.89	0.73
34:BM:132:THR:HG22	34:BM:133:LYS:H	1.52	0.73
1:AA:267:C:H5'	1:AA:267:C:H6	1.52	0.73
53:CA:412:A:H4'	53:CA:413:G:OP1	1.87	0.73
44:DW:13:ARG:HG3	44:DW:14:ASP:H	1.53	0.73
3:CC:76:ILE:HA	3:CC:83:VAL:HG13	1.71	0.73
41:DT:14:PRO:O	41:DT:15:HIS:HB2	1.87	0.73
22:BA:2264:C:H41	44:BW:11:ASN:HD21	1.35	0.73
53:CA:664:G:H22	53:CA:741:G:H1	1.35	0.73
53:CA:1493:A:H3'	22:DA:1913:A:H62	1.52	0.73
37:BP:4:ILE:HA	37:BP:7:LEU:HB2	1.70	0.73
41:DT:29:THR:H	41:DT:87:LEU:HB2	1.53	0.73
1:AA:72:A:N6	1:AA:99:C:H1'	2.04	0.73
53:CA:456:A:H2'	53:CA:457:G:C8	2.24	0.73
22:DA:2738:A:H2	22:DA:2766:A:H61	1.36	0.73
32:BK:85:VAL:HG11	32:BK:115:ILE:HD11	1.71	0.73
53:CA:1337:G:H5''	53:CA:1338:G:OP1	1.89	0.73
29:BH:41:LYS:HA	29:BH:44:ILE:HG12	1.69	0.73
24:DC:79:ARG:HD3	24:DC:81:GLU:OE1	1.87	0.73
24:BC:106:PRO:HB3	24:BC:141:HIS:CE1	2.23	0.73
53:CA:1074:G:H4'	2:CB:101:THR:O	1.87	0.73
4:CD:137:SER:O	4:CD:140:ASP:HB2	1.89	0.73
10:AJ:88:MET:HB3	10:AJ:89:ARG:HH12	1.52	0.73
22:DA:1474:U:C2'	22:DA:1475:G:H5'	2.19	0.73
32:DK:21:CYS:HA	32:DK:41:ILE:HD12	1.70	0.73
9:CI:23:GLY:H	9:CI:60:LEU:HA	1.53	0.73
44:DW:9:THR:HG23	44:DW:10:ARG:HG3	1.70	0.73
22:DA:127:A:N7	50:D2:46:LYS:HE3	2.04	0.73
53:CA:1224:U:C5'	53:CA:1225:A:OP2	2.36	0.73
22:DA:2311:A:H5'	22:DA:2312:U:C5	2.24	0.73
31:BJ:44:TYR:HA	38:BQ:59:LEU:HD21	1.71	0.73
11:CK:70:ALA:HA	11:CK:73:VAL:HG22	1.70	0.73
22:DA:2056:G:C2	22:DA:2057:G:C8	2.77	0.73
6:CF:3:HIS:HD2	6:CF:65:GLU:HG2	1.53	0.73

Continued on next page...

Continued from previous page...

Atom-1	Atom-2	Interatomic distance (Å)	Clash overlap (Å)
2:CB:209:VAL:O	2:CB:213:LEU:HB2	1.89	0.73
1:AA:94:G:H4'	1:AA:95:C:C5'	2.18	0.73
22:DA:590:A:H2'	22:DA:591:U:H6	1.53	0.73
37:DP:67:GLU:CD	37:DP:68:GLY:H	1.91	0.73
40:BS:14:ALA:O	40:BS:18:ARG:HG3	1.88	0.73
16:AP:22:ALA:HA	16:AP:33:ILE:HG13	1.71	0.73
24:BC:208:GLY:HA2	24:BC:211:ARG:HB2	1.69	0.73
53:CA:948:C:H5''	55:CM:104:ASN:HB3	1.70	0.73
22:DA:1608:A:C8	22:DA:1611:C:N4	2.57	0.72
9:CI:18:VAL:HG11	9:CI:82:ILE:HA	1.71	0.72
22:DA:1210:G:H4'	22:DA:1211:C:O5'	1.88	0.72
22:BA:137:U:O5'	22:BA:137:U:H6	1.71	0.72
9:CI:118:ARG:HH21	9:CI:122:ARG:HE	1.37	0.72
30:BI:33:ASN:HD22	30:BI:64:ARG:NH2	1.85	0.72
58:DF:103:ILE:HA	58:DF:107:VAL:HG21	1.70	0.72
8:CH:82:LEU:HD12	12:CL:3:VAL:HG11	1.70	0.72
53:CA:510:A:H5''	53:CA:511:C:OP2	1.89	0.72
23:BB:30:C:H2'	23:BB:31:C:H5'	1.71	0.72
53:CA:274:A:H4'	53:CA:275:G:OP1	1.88	0.72
33:DL:17:LYS:NZ	33:DL:19:LEU:HD22	2.03	0.72
1:AA:439:U:H2'	1:AA:440:C:H5'	1.70	0.72
34:BM:1:MET:O	34:BM:2:LEU:HB2	1.88	0.72
22:DA:1387:A:N6	22:DA:1401:G:C6	2.56	0.72
37:BP:3:ILE:HD13	37:BP:3:ILE:O	1.88	0.72
22:DA:321:U:O2'	22:DA:340:A:N3	2.22	0.72
22:BA:2429:G:OP1	62:BA:3689:HOH:O	2.08	0.72
22:BA:2296:U:H4'	22:BA:2297:A:OP1	1.89	0.72
17:AQ:80:LYS:HB2	17:AQ:80:LYS:HZ3	1.55	0.72
6:AF:46:GLN:HE22	6:AF:55:HIS:HB2	1.52	0.72
22:BA:2602:A:H4'	22:BA:2603:G:C5'	2.19	0.72
22:DA:35:G:O2'	22:DA:36:G:O5'	2.05	0.72
1:AA:1055:A:H1'	3:AC:155:ARG:NH2	2.02	0.72
37:BP:83:ILE:HD13	37:BP:83:ILE:C	2.10	0.72
12:AL:43:LYS:HB2	12:AL:44:PRO:CD	2.19	0.72
32:BK:5:GLN:O	32:BK:6:THR:HB	1.88	0.72
45:BX:5:GLN:NE2	45:BX:49:ARG:H	1.86	0.72
53:CA:1293:C:H2'	53:CA:1294:G:C8	2.24	0.72
1:AA:259:G:H2'	1:AA:260:G:H8	1.54	0.72
38:BQ:63:ARG:CZ	38:BQ:96:ASP:HA	2.18	0.72
33:BL:110:VAL:O	33:BL:111:ILE:HB	1.88	0.72
53:CA:985:C:C4	53:CA:986:U:O4	2.41	0.72

Continued on next page...

Continued from previous page...

Atom-1	Atom-2	Interatomic distance (Å)	Clash overlap (Å)
22:DA:1905:C:O4'	22:DA:1928:A:H2	1.69	0.72
22:BA:2136:G:H2'	22:BA:2137:U:C5	2.23	0.72
22:DA:2822:G:H2'	22:DA:2823:A:H5''	1.72	0.72
54:CG:24:LYS:O	54:CG:28:ILE:HG12	1.88	0.72
25:DD:124:ARG:HD3	25:DD:125:TRP:NE1	2.04	0.72
22:DA:2492:U:H2'	22:DA:2493:U:H6	1.53	0.72
48:D0:12:ARG:HG3	48:D0:15:ARG:HH11	1.54	0.72
22:DA:1941:C:H2'	22:DA:1942:C:C6	2.23	0.72
24:DC:2:VAL:O	24:DC:3:VAL:HB	1.88	0.72
22:DA:1311:G:H1'	22:DA:1313:U:O4	1.90	0.72
22:DA:254:G:N7	51:D3:4:LYS:HE2	2.05	0.72
22:BA:855:G:H21	44:BW:23:LYS:CG	2.00	0.72
42:DU:92:VAL:HB	42:DU:101:THR:HG21	1.69	0.72
22:DA:1019:U:O2'	22:DA:1021:A:N1	2.18	0.72
17:AQ:18:LYS:CA	17:AQ:47:ASP:HB2	2.19	0.72
40:DS:8:ARG:O	40:DS:9:HIS:HB2	1.90	0.72
53:CA:1046:A:C2'	53:CA:1047:G:H5'	2.19	0.72
53:CA:1047:G:C2'	53:CA:1048:G:H5'	2.19	0.72
22:BA:2841:C:H2'	22:BA:2842:G:C8	2.24	0.72
27:BF:72:SER:HB2	27:BF:80:GLN:HB2	1.71	0.72
17:AQ:55:GLY:HA3	17:AQ:82:VAL:HG11	1.72	0.72
22:BA:1415:U:O2	22:BA:1415:U:H2'	1.88	0.72
22:BA:876:C:H2'	22:BA:877:A:O4'	1.88	0.72
22:DA:1951:U:H2'	22:DA:1953:A:OP2	1.88	0.72
31:BJ:44:TYR:CD2	38:BQ:63:ARG:HG2	2.24	0.72
38:DQ:57:ARG:NH1	38:DQ:92:LYS:HE2	2.04	0.72
10:CJ:35:GLN:HG2	10:CJ:76:ILE:HG23	1.70	0.72
39:BR:61:ALA:HB1	39:BR:98:ILE:H	1.54	0.72
22:BA:2680:U:P	25:BD:114:LYS:HE2	2.29	0.72
53:CA:269:C:H2'	53:CA:270:A:C8	2.25	0.72
4:AD:33:ILE:O	4:AD:34:GLU:HB3	1.88	0.72
30:BI:33:ASN:HD22	30:BI:64:ARG:HH22	1.36	0.72
22:DA:1567:G:H5''	24:DC:84:PRO:HG3	1.71	0.72
24:DC:77:VAL:HG23	24:DC:112:GLY:H	1.55	0.72
53:CA:166:U:H2'	53:CA:167:A:H5'	1.70	0.72
1:AA:667:G:H4'	15:AO:50:HIS:CE1	2.25	0.72
22:DA:538:A:H5''	31:DJ:7:LYS:NZ	2.05	0.72
1:AA:1152:A:H5'	10:AJ:15:HIS:CD2	2.25	0.72
1:AA:1183:U:H3'	1:AA:1184:G:H5''	1.71	0.72
6:AF:91:ARG:HG3	6:AF:92:THR:H	1.55	0.72
53:CA:1278:G:C4'	53:CA:1279:G:O5'	2.37	0.72

Continued on next page...

Continued from previous page...

Atom-1	Atom-2	Interatomic distance (Å)	Clash overlap (Å)
57:DB:83:G:OP1	47:DZ:16:LEU:HD21	1.89	0.72
49:B1:33:LEU:N	49:B1:51:ALA:HB3	2.05	0.72
6:AF:86:ARG:NH1	18:AR:63:TYR:HB3	2.04	0.72
46:BY:57:LEU:HA	46:BY:60:LYS:HB3	1.70	0.72
34:BM:2:LEU:HD23	34:BM:69:PRO:HD2	1.72	0.72
53:CA:1304:G:H1'	53:CA:1333:A:H61	1.54	0.72
57:DB:86:G:H2'	57:DB:87:U:H5''	1.71	0.72
54:CG:117:LEU:HA	54:CG:121:ASN:HB2	1.71	0.72
22:BA:790:U:H2'	62:BA:3746:HOH:O	1.88	0.72
22:BA:994:C:H3'	38:BQ:53:LYS:HE2	1.69	0.72
44:DW:19:ARG:HA	44:DW:34:SER:HA	1.72	0.72
35:DN:12:ARG:HG3	35:DN:13:ASN:H	1.54	0.72
1:AA:73:C:O2'	1:AA:74:A:O4'	2.06	0.72
41:DT:5:GLU:HA	41:DT:8:LEU:HD12	1.71	0.72
58:DF:64:PRO:HA	58:DF:88:VAL:HG22	1.72	0.72
28:BG:140:ILE:HD12	28:BG:141:GLY:N	2.05	0.72
29:DH:8:LYS:HD2	29:DH:9:VAL:N	2.05	0.72
17:CQ:61:ARG:HG2	17:CQ:75:VAL:HG11	1.72	0.72
25:BD:8:LYS:HB2	25:BD:201:LEU:HD22	1.70	0.72
1:AA:982:U:H4'	1:AA:983:A:C5'	2.20	0.72
44:BW:19:ARG:HA	44:BW:34:SER:HA	1.72	0.72
41:BT:39:THR:O	41:BT:40:LYS:HB2	1.89	0.72
31:DJ:25:LEU:HD12	31:DJ:64:VAL:HA	1.70	0.72
22:DA:2295:C:O2'	22:DA:2296:U:H5'	1.90	0.72
2:AB:110:ILE:HD12	2:AB:147:LEU:HD13	1.70	0.72
22:BA:284:U:H2'	22:BA:285:G:C8	2.24	0.72
22:BA:1187:G:H5''	39:BR:83:TYR:CE2	2.25	0.72
42:DU:82:VAL:H	42:DU:96:LYS:HZ2	1.37	0.72
39:DR:27:ILE:HG22	39:DR:28:ALA:N	2.03	0.72
11:AK:126:ARG:CB	21:AU:33:ARG:HH12	2.03	0.72
2:AB:163:ILE:O	2:AB:185:ILE:HG12	1.90	0.72
32:BK:10:VAL:HG21	32:BK:16:ALA:HB1	1.72	0.72
53:CA:154:U:H2'	53:CA:155:A:H5'	1.72	0.72
1:AA:737:C:H2'	1:AA:738:C:H6	1.53	0.72
9:CI:24:ASN:O	9:CI:61:ASP:HA	1.90	0.72
35:BN:12:ARG:HD3	35:BN:16:HIS:CD2	2.25	0.72
53:CA:1029:U:H1'	53:CA:1033:G:O6	1.89	0.72
29:DH:59:ALA:HA	29:DH:63:ALA:HB3	1.70	0.72
22:BA:714:U:H5'	22:BA:715:A:OP2	1.89	0.72
5:CE:13:LYS:HA	5:CE:13:LYS:HE2	1.71	0.72
22:BA:962:G:H21	22:BA:2250:G:H1	1.37	0.72

Continued on next page...

Continued from previous page...

Atom-1	Atom-2	Interatomic distance (Å)	Clash overlap (Å)
37:BP:50:ARG:CG	37:BP:57:ALA:H	2.02	0.71
38:DQ:87:VAL:HG11	39:DR:52:PRO:HG3	1.72	0.71
53:CA:78:A:H2'	53:CA:79:G:C8	2.25	0.71
22:DA:312:G:H5'	22:DA:331:C:O2'	1.89	0.71
2:AB:106:VAL:O	2:AB:110:ILE:HD13	1.88	0.71
1:AA:274:A:H4'	1:AA:275:G:OP1	1.90	0.71
25:BD:151:THR:HG22	25:BD:152:PRO:N	2.04	0.71
51:B3:40:LYS:HA	51:B3:43:LEU:HD12	1.71	0.71
22:BA:996:A:H4'	38:BQ:91:ARG:HG2	1.71	0.71
57:DB:11:C:H5'	44:DW:71:LYS:HD3	1.71	0.71
5:AE:155:LYS:HD2	5:AE:156:ARG:N	2.05	0.71
5:CE:103:GLY:HA3	5:CE:121:ASN:HA	1.72	0.71
22:DA:475:C:H2'	22:DA:476:G:C8	2.26	0.71
22:DA:505:A:O2'	22:DA:506:G:H5'	1.89	0.71
17:AQ:12:VAL:HG13	17:AQ:13:SER:N	2.05	0.71
22:DA:2443:C:O2'	22:DA:2444:G:H5'	1.90	0.71
22:DA:1166:G:N2	22:DA:1184:U:H1'	2.04	0.71
14:AN:22:LYS:HG3	14:AN:23:ARG:H	1.55	0.71
11:AK:91:GLY:HA2	11:AK:94:SER:HB3	1.71	0.71
24:BC:199:HIS:O	24:BC:201:LEU:N	2.23	0.71
22:BA:1378:A:H4'	22:BA:1379:U:OP1	1.88	0.71
1:AA:473:U:H2'	1:AA:474:G:H8	1.55	0.71
33:BL:9:ALA:O	33:BL:12:SER:HB3	1.90	0.71
62:BB:315:HOH:O	43:BV:14:LYS:HD2	1.89	0.71
53:CA:1387:G:H2'	53:CA:1388:C:C6	2.25	0.71
22:DA:1280:G:H2'	22:DA:1281:G:H5'	1.72	0.71
1:AA:461:A:H3'	1:AA:461:A:N3	2.04	0.71
1:AA:817:C:H4'	1:AA:818:G:OP1	1.90	0.71
44:BW:51:GLY:HA3	44:BW:59:PHE:CZ	2.25	0.71
22:DA:1555:G:N2	22:DA:1556:C:C2	2.58	0.71
22:DA:2423:U:H5''	22:DA:2424:C:OP1	1.90	0.71
2:CB:114:LYS:CA	2:CB:117:GLU:HG2	2.21	0.71
8:AH:9:MET:HE1	8:AH:32:LYS:HA	1.72	0.71
35:BN:78:LYS:HG2	35:BN:83:LEU:HD22	1.70	0.71
8:AH:6:ILE:HB	8:AH:76:ARG:HH12	1.55	0.71
13:AM:10:ASP:CG	13:AM:11:HIS:N	2.43	0.71
50:B2:35:ARG:HG3	50:B2:42:LEU:HD11	1.72	0.71
2:AB:131:LYS:O	2:AB:135:MET:HB2	1.90	0.71
4:CD:109:THR:HG22	4:CD:111:ALA:N	2.05	0.71
53:CA:983:A:O2'	53:CA:984:C:H5'	1.90	0.71
14:AN:22:LYS:HG3	14:AN:23:ARG:N	2.05	0.71

Continued on next page...

Continued from previous page...

Atom-1	Atom-2	Interatomic distance (Å)	Clash overlap (Å)
8:AH:17:GLN:NE2	8:AH:71:VAL:HG23	2.06	0.71
8:CH:17:GLN:NE2	8:CH:69:ALA:HB1	2.05	0.71
22:BA:560:C:O2	38:BQ:47:ARG:NH1	2.22	0.71
34:BM:23:GLY:O	34:BM:101:VAL:HG12	1.89	0.71
22:BA:1585:C:H2'	22:BA:1586:A:O4'	1.91	0.71
30:DI:113:ALA:HB1	30:DI:124:MET:SD	2.30	0.71
22:DA:1341:G:H3'	22:DA:1397:U:O2	1.91	0.71
22:DA:1607:C:H4'	22:DA:1608:A:C8	2.24	0.71
22:DA:1071:G:N7	22:DA:1089:A:C5	2.59	0.71
53:CA:93:U:H2'	53:CA:95:C:C5	2.26	0.71
26:BE:31:VAL:HG21	26:BE:104:ALA:CB	2.18	0.71
53:CA:1215:G:O2'	53:CA:1216:A:H8	1.72	0.71
39:DR:81:LYS:N	39:DR:81:LYS:HD3	2.04	0.71
22:DA:2286:G:H4'	22:DA:2287:A:C1'	2.21	0.71
22:DA:2503:A:H4'	22:DA:2504:U:OP1	1.90	0.71
10:CJ:11:LYS:HB3	10:CJ:71:LEU:HD13	1.72	0.71
21:CU:39:LYS:N	21:CU:40:PRO:HD2	2.05	0.71
37:DP:56:SER:O	37:DP:75:THR:HG22	1.91	0.71
1:AA:1392:G:C2'	1:AA:1393:U:H5'	2.21	0.71
22:DA:9:G:H1	22:DA:2629:U:H2'	1.56	0.71
27:BF:99:PHE:O	27:BF:103:ILE:HG12	1.91	0.71
26:BE:95:LYS:O	26:BE:96:VAL:HB	1.88	0.71
22:BA:1858:A:H2'	22:BA:1859:U:C6	2.25	0.71
9:CI:71:ILE:HD12	9:CI:72:SER:H	1.55	0.71
54:CG:142:ARG:O	54:CG:146:ALA:HB3	1.90	0.71
22:DA:1590:A:H2'	22:DA:1591:A:C8	2.25	0.71
22:DA:1441:G:H2'	22:DA:1442:U:C6	2.26	0.71
22:DA:1476:U:H1'	22:DA:1732:C:C2	2.26	0.71
28:BG:84:LYS:CG	28:BG:132:LEU:H	2.01	0.71
22:DA:587:C:H1'	22:DA:671:C:H5'	1.72	0.71
22:DA:745:G:H5''	22:DA:746:U:OP2	1.90	0.71
22:DA:1181:U:H2'	22:DA:1182:G:C8	2.26	0.71
53:CA:250:A:H1'	53:CA:252:U:C4	2.26	0.71
33:BL:57:LEU:HD22	51:B3:53:ASP:HB3	1.72	0.71
53:CA:642:A:O2'	53:CA:643:C:C6	2.44	0.71
53:CA:643:C:H5''	8:CH:31:LEU:HD22	1.72	0.71
11:AK:28:ASN:OD1	11:AK:46:ALA:HB3	1.89	0.71
53:CA:351:G:H4'	53:CA:352:C:OP2	1.88	0.71
3:AC:139:ASN:HA	3:AC:142:ARG:HB2	1.73	0.71
24:BC:108:GLY:O	24:BC:109:LEU:HD22	1.90	0.71
2:AB:36:LYS:HA	2:AB:36:LYS:HE3	1.72	0.71

Continued on next page...

Continued from previous page...

Atom-1	Atom-2	Interatomic distance (Å)	Clash overlap (Å)
28:DG:162:ARG:H	28:DG:162:ARG:HD2	1.55	0.71
27:BF:35:LEU:CB	27:BF:153:ILE:HG22	2.15	0.71
22:DA:2386:A:O2'	22:DA:2387:U:C6	2.42	0.71
53:CA:60:A:C4'	53:CA:61:G:O5'	2.37	0.71
38:BQ:82:LEU:HD23	38:BQ:112:ALA:HB2	1.73	0.71
39:BR:39:LEU:N	39:BR:39:LEU:HD23	2.06	0.71
26:DE:126:VAL:HG21	26:DE:134:LEU:HD13	1.73	0.71
51:D3:33:THR:HG23	51:D3:34:LYS:N	2.06	0.71
53:CA:523:A:H61	12:CL:49:ARG:HH12	1.37	0.71
41:DT:67:VAL:HG23	41:DT:75:GLY:O	1.91	0.71
53:CA:72:A:N6	53:CA:99:C:H1'	2.06	0.71
53:CA:892:A:O2'	53:CA:1415:G:H4'	1.90	0.71
6:AF:81:ASN:HB3	6:AF:84:VAL:HG12	1.71	0.71
31:DJ:18:VAL:HG13	31:DJ:56:VAL:HA	1.73	0.71
38:BQ:104:ALA:O	38:BQ:107:ALA:HB3	1.90	0.71
53:CA:940:C:H5'	54:CG:101:ARG:NH2	2.05	0.71
22:DA:1258:U:H2'	22:DA:1259:G:C8	2.25	0.71
31:BJ:17:VAL:HG23	31:BJ:137:PRO:HB2	1.73	0.71
22:DA:995:C:O2	31:DJ:3:THR:HG23	1.90	0.71
44:BW:46:ALA:HB3	44:BW:79:ILE:O	1.89	0.71
37:BP:4:ILE:HG22	37:BP:5:LYS:N	2.00	0.71
53:CA:67:C:OP1	53:CA:199:A:H5''	1.91	0.71
54:CG:137:ARG:CZ	54:CG:138:GLU:HG2	2.20	0.71
34:DM:19:GLY:H	34:DM:38:ARG:NH2	1.89	0.71
12:CL:3:VAL:HG23	12:CL:4:ASN:H	1.55	0.71
22:DA:2631:G:H2'	22:DA:2632:A:H5''	1.73	0.71
1:AA:967:C:H1'	9:AI:129:ARG:HH22	1.55	0.71
32:BK:47:ILE:HG13	32:BK:48:PRO:HD2	1.72	0.71
26:BE:24:ASN:O	26:BE:28:VAL:HG12	1.90	0.71
22:BA:958:U:H6	22:BA:958:U:H5'	1.54	0.71
22:BA:655:A:H4'	22:BA:656:G:OP1	1.90	0.71
22:DA:857:G:H1'	44:DW:19:ARG:NE	2.05	0.71
53:CA:1049:U:H4'	53:CA:1050:G:OP2	1.90	0.71
22:DA:806:C:H2'	22:DA:807:U:C6	2.25	0.71
56:CP:74:LEU:O	56:CP:78:VAL:HG23	1.91	0.71
22:DA:784:G:O2'	22:DA:785:G:H8	1.74	0.71
25:BD:13:ARG:HH12	37:BP:74:GLN:NE2	1.89	0.71
22:BA:819:A:OP2	22:BA:1187:G:N2	2.24	0.71
22:BA:1090:A:O2'	22:BA:1091:G:H5'	1.91	0.71
27:BF:40:GLY:CA	27:BF:84:ILE:HD11	2.21	0.71
22:BA:1746:A:H2'	22:BA:1747:U:C6	2.26	0.71

Continued on next page...

Continued from previous page...

Atom-1	Atom-2	Interatomic distance (Å)	Clash overlap (Å)
24:BC:77:VAL:HA	24:BC:93:VAL:HA	1.73	0.71
22:BA:2199:A:C8	22:BA:2199:A:C5'	2.74	0.71
22:DA:84:A:H5'	42:DU:5:ARG:HD2	1.73	0.71
22:DA:1313:U:C2'	22:DA:1313:U:O2	2.37	0.71
22:DA:2346:A:H3'	22:DA:2347:C:C5'	2.19	0.71
34:BM:35:ALA:O	34:BM:128:THR:HA	1.91	0.71
41:DT:1:MET:HG2	41:DT:4:GLU:HA	1.72	0.71
2:CB:96:LEU:H	2:CB:99:MET:HE3	1.56	0.71
28:BG:22:VAL:HG22	28:BG:36:LEU:CD1	2.21	0.71
58:DF:41:GLU:HG2	58:DF:42:ALA:H	1.56	0.71
2:CB:185:ILE:HG22	2:CB:199:ILE:HG13	1.72	0.71
1:AA:731:G:OP1	1:AA:766:A:H1'	1.91	0.71
1:AA:555:U:H2'	1:AA:556:C:C6	2.26	0.71
29:BH:67:ALA:HA	29:BH:138:VAL:HB	1.73	0.71
46:DY:1:MET:HG2	46:DY:4:LYS:HZ1	1.56	0.71
22:BA:1105:U:H2'	22:BA:1106:G:H8	1.55	0.71
6:AF:6:ILE:HG12	6:AF:89:VAL:HG23	1.73	0.71
22:DA:2529:G:H4'	28:DG:174:LYS:HD3	1.72	0.71
22:BA:904:G:C4	22:BA:905:A:C8	2.79	0.70
57:DB:110:C:O2'	57:DB:111:U:H5'	1.90	0.70
22:DA:247:G:H4'	22:DA:386:G:C5	2.26	0.70
5:AE:153:ALA:CA	5:AE:156:ARG:HB2	2.21	0.70
12:AL:23:LEU:HG	12:AL:24:GLU:H	1.56	0.70
51:D3:32:LEU:HD23	51:D3:35:LYS:HE2	1.72	0.70
22:DA:2230:G:H2'	22:DA:2231:U:C6	2.26	0.70
2:AB:221:ARG:CZ	2:AB:221:ARG:HB3	2.21	0.70
31:BJ:31:GLU:HG3	31:BJ:142:ILE:HG21	1.72	0.70
22:DA:2716:C:H2'	22:DA:2717:C:H6	1.56	0.70
53:CA:168:G:H2'	53:CA:169:C:H5'	1.72	0.70
1:AA:753:A:H4'	1:AA:754:C:O5'	1.90	0.70
22:DA:1364:G:N7	45:DX:1:SER:HB2	2.06	0.70
49:B1:49:LYS:HG2	49:B1:50:GLU:H	1.55	0.70
1:AA:1323:G:H2'	1:AA:1324:A:C8	2.26	0.70
9:AI:32:ARG:HG2	9:AI:36:GLN:HB3	1.73	0.70
26:BE:151:GLY:HA2	26:BE:192:ALA:HB2	1.72	0.70
22:DA:2426:A:H3'	22:DA:2427:C:C5'	2.21	0.70
57:DB:116:G:H2'	57:DB:117:G:H8	1.57	0.70
53:CA:1242:G:C2	53:CA:1243:C:H1'	2.27	0.70
22:DA:2313:C:O2'	22:DA:2314:A:H8	1.73	0.70
22:DA:1717:A:H2'	22:DA:1718:G:O4'	1.90	0.70
22:DA:921:C:H2'	22:DA:922:C:H5'	1.72	0.70

Continued on next page...

Continued from previous page...

Atom-1	Atom-2	Interatomic distance (Å)	Clash overlap (Å)
25:DD:149:ASN:O	25:DD:152:PRO:HD2	1.91	0.70
22:DA:2515:C:OP1	31:DJ:81:ILE:HG22	1.91	0.70
22:DA:1490:A:H5'	22:DA:1490:A:N3	2.06	0.70
22:DA:1009:A:O2'	22:DA:1010:A:C8	2.43	0.70
50:D2:19:ARG:HB3	50:D2:19:ARG:HH21	1.56	0.70
12:AL:62:VAL:HG21	12:AL:94:TYR:CE2	2.26	0.70
53:CA:1169:A:H2'	53:CA:1170:A:H8	1.56	0.70
9:AI:51:LEU:HB3	9:AI:56:MET:CG	2.21	0.70
22:DA:1416:G:C6	22:DA:1417:C:N4	2.59	0.70
22:DA:1799:G:H4'	22:DA:1800:C:O5'	1.89	0.70
21:AU:36:PHE:HA	21:AU:39:LYS:HE2	1.71	0.70
4:CD:195:ASN:HB3	4:CD:197:HIS:CD2	2.24	0.70
38:DQ:101:ASP:HB2	39:DR:2:TYR:OH	1.92	0.70
22:BA:215:G:H4'	22:BA:216:A:OP1	1.91	0.70
58:DF:28:PRO:HB2	58:DF:168:LEU:HD21	1.73	0.70
12:CL:43:LYS:CB	12:CL:44:PRO:CD	2.68	0.70
22:BA:902:C:H2'	22:BA:903:C:C6	2.26	0.70
22:BA:2352:A:C6	44:BW:30:VAL:HG11	2.25	0.70
22:BA:2353:G:H1'	44:BW:30:VAL:HG13	1.74	0.70
44:BW:50:VAL:O	44:BW:52:CYS:N	2.21	0.70
53:CA:1151:A:O2'	53:CA:1152:A:C8	2.39	0.70
22:DA:1439:A:N7	22:DA:1440:U:C1'	2.55	0.70
17:AQ:18:LYS:HA	17:AQ:47:ASP:CB	2.20	0.70
22:DA:332:A:C4	22:DA:335:C:N4	2.60	0.70
22:DA:1453:A:H4'	22:DA:1454:C:OP2	1.90	0.70
24:BC:180:MET:HG3	24:BC:268:ARG:NH1	2.06	0.70
47:DZ:16:LEU:CD2	47:DZ:16:LEU:H	2.04	0.70
53:CA:1347:G:H22	53:CA:1373:G:H2'	1.56	0.70
1:AA:267:C:C6	1:AA:267:C:H5'	2.26	0.70
24:DC:122:ALA:HB3	24:DC:127:ASN:ND2	2.07	0.70
22:DA:352:A:C4	22:DA:353:C:H1'	2.27	0.70
38:DQ:24:TYR:O	38:DQ:27:ARG:HB3	1.91	0.70
55:CM:13:HIS:HB2	55:CM:43:LYS:HE2	1.72	0.70
22:DA:1480:C:H2'	22:DA:1481:U:O4'	1.92	0.70
53:CA:51:A:H4'	53:CA:52:C:C5'	2.20	0.70
22:BA:1786:A:H1'	22:BA:1938:A:N6	2.06	0.70
22:BA:1085:A:H3'	22:BA:1086:A:C2	2.26	0.70
22:DA:1605:C:H4'	22:DA:1610:A:C6	2.26	0.70
22:BA:1076:C:H2'	22:BA:1077:A:C8	2.26	0.70
32:DK:104:THR:OG1	32:DK:106:GLU:HB2	1.92	0.70
28:DG:126:THR:HG22	28:DG:127:GLN:H	1.56	0.70

Continued on next page...

Continued from previous page...

Atom-1	Atom-2	Interatomic distance (Å)	Clash overlap (Å)
24:BC:12:ARG:HH11	24:BC:12:ARG:HG3	1.56	0.70
22:DA:2142:A:H2'	22:DA:2144:G:P	2.32	0.70
53:CA:1066:C:H2'	53:CA:1067:A:C8	2.26	0.70
55:CM:12:LYS:HB3	55:CM:17:ALA:HB2	1.73	0.70
8:AH:5:PRO:HB2	8:AH:32:LYS:NZ	2.06	0.70
24:DC:224:MET:SD	24:DC:229:HIS:HB2	2.32	0.70
18:CR:32:ILE:HD12	18:CR:33:THR:O	1.92	0.70
22:DA:1639:C:H2'	22:DA:1640:A:H5''	1.72	0.70
31:DJ:57:LEU:HG	31:DJ:128:ASN:H	1.56	0.70
24:DC:8:THR:O	24:DC:9:SER:HB3	1.89	0.70
22:DA:2520:C:H2'	22:DA:2521:C:H6	1.55	0.70
53:CA:1130:A:C5	53:CA:1146:A:C6	2.79	0.70
22:BA:1734:G:H2'	22:BA:1735:A:C8	2.19	0.70
22:DA:1178:C:H2'	22:DA:1179:G:O4'	1.92	0.70
4:AD:117:VAL:N	4:AD:122:ILE:HD11	2.06	0.70
24:BC:29:PHE:CE2	24:BC:31:PRO:HG2	2.26	0.70
4:CD:137:SER:HB2	4:CD:138:PRO:HD2	1.74	0.70
27:BF:43:ILE:HG22	27:BF:82:TYR:CE1	2.27	0.70
16:AP:79:ASN:O	16:AP:80:LYS:HB2	1.91	0.70
29:BH:117:LEU:HD11	29:BH:130:VAL:HG11	1.74	0.70
22:DA:1651:G:N2	22:DA:2007:U:C2	2.59	0.70
16:AP:19:VAL:HG13	16:AP:37:GLY:C	2.12	0.70
22:DA:410:G:C6	22:DA:2407:A:N6	2.59	0.70
33:BL:91:ASP:CB	33:BL:94:THR:HB	2.21	0.70
53:CA:89:U:O2'	53:CA:90:C:O4'	2.09	0.70
22:DA:931:U:C2'	22:DA:931:U:O2	2.36	0.70
22:BA:243:U:OP1	51:B3:5:THR:CG2	2.39	0.70
22:DA:45:G:H5'	22:DA:46:G:H5'	1.73	0.70
34:DM:41:LEU:HD23	34:DM:46:ILE:HG22	1.74	0.70
22:BA:481:G:C4	22:BA:507:A:C2	2.79	0.70
26:BE:46:GLN:HG3	26:BE:86:ALA:HA	1.72	0.70
22:DA:846:U:O2'	22:DA:847:U:H5''	1.92	0.70
1:AA:1458:G:H5'	20:AT:26:MET:HB3	1.73	0.70
20:AT:53:MET:CE	20:AT:57:VAL:HG21	2.21	0.70
22:BA:1936:A:H2	22:BA:1943:U:C5	2.10	0.70
22:BA:404:A:H1'	22:BA:405:U:OP2	1.92	0.70
53:CA:1226:C:O2'	53:CA:1227:A:H5'	1.91	0.70
22:DA:1324:G:H1'	22:DA:1616:A:N6	2.07	0.70
24:DC:166:ARG:HB2	24:DC:171:VAL:HG22	1.72	0.70
28:BG:85:LYS:HG2	28:BG:131:VAL:CG1	2.21	0.70
22:DA:1056:G:N2	22:DA:1102:C:H5	1.89	0.70

Continued on next page...

Continued from previous page...

Atom-1	Atom-2	Interatomic distance (Å)	Clash overlap (Å)
51:B3:31:ILE:CD1	51:B3:34:LYS:HD2	2.19	0.70
31:BJ:81:ILE:HG23	31:BJ:82:GLY:N	2.06	0.70
1:AA:1441:A:H62	1:AA:1461:G:N2	1.87	0.70
26:BE:175:ILE:HG23	26:BE:175:ILE:O	1.91	0.70
22:DA:674:G:H2'	22:DA:804:A:H61	1.57	0.70
35:DN:90:ARG:HH21	35:DN:116:VAL:HG11	1.55	0.70
6:CF:18:VAL:HG21	6:CF:58:HIS:CD2	2.26	0.70
40:BS:59:GLU:HA	40:BS:64:ALA:CB	2.21	0.70
25:BD:13:ARG:HH12	37:BP:74:GLN:HE21	1.39	0.70
22:BA:574:A:H2	25:BD:150:GLN:HE22	1.37	0.70
22:DA:1364:G:C5	45:DX:1:SER:HB2	2.26	0.70
53:CA:512:U:O2'	53:CA:513:C:H5'	1.91	0.70
29:BH:27:ARG:NH1	29:BH:38:PRO:HG3	2.07	0.70
36:DO:23:ALA:O	36:DO:42:PRO:HG3	1.91	0.70
2:AB:76:SER:HB2	2:AB:92:ASN:HB2	1.72	0.70
24:DC:51:ARG:O	24:DC:53:ILE:HG22	1.91	0.70
41:DT:87:LEU:HD23	41:DT:88:LYS:N	2.07	0.70
1:AA:267:C:H2'	1:AA:268:U:H6	1.57	0.70
1:AA:86:G:N2	1:AA:87:C:N4	2.39	0.70
29:BH:8:LYS:O	29:BH:13:GLY:HA3	1.92	0.70
21:CU:37:TYR:O	21:CU:38:GLU:HG2	1.91	0.70
22:DA:17:G:H4'	38:DQ:24:TYR:HE1	1.56	0.70
55:CM:13:HIS:HB3	55:CM:16:ILE:HB	1.73	0.70
54:CG:64:ALA:HB2	54:CG:126:ALA:HB1	1.72	0.70
3:CC:39:ARG:HG2	3:CC:54:ILE:HD13	1.72	0.70
41:BT:64:LYS:HA	41:BT:79:ASP:OD1	1.92	0.70
12:AL:74:GLN:HG3	12:AL:75:GLU:HG2	1.73	0.70
53:CA:330:C:O2'	53:CA:331:G:O5'	2.09	0.70
22:DA:1439:A:C2	22:DA:1553:A:N7	2.59	0.70
22:BA:1779:U:C5	22:BA:1784:A:N7	2.58	0.70
53:CA:1067:A:H1'	53:CA:1068:G:C8	2.26	0.70
24:BC:141:HIS:HB2	24:BC:190:THR:HB	1.74	0.70
20:AT:27:MET:O	20:AT:31:ILE:HG13	1.92	0.70
56:CP:44:SER:H	56:CP:46:LYS:NZ	1.89	0.70
22:BA:38:A:N3	26:BE:43:THR:HB	2.07	0.70
22:BA:26:G:H1'	22:BA:514:A:H61	1.57	0.70
22:DA:41:C:H2'	22:DA:42:A:C8	2.27	0.70
22:BA:2897:U:H2'	22:BA:2898:U:C6	2.27	0.70
47:BZ:15:ARG:HH11	47:BZ:15:ARG:HA	1.57	0.70
22:BA:2180:U:H2'	22:BA:2181:U:C5	2.26	0.70
22:BA:1180:U:H2'	22:BA:1181:U:C6	2.27	0.69

Continued on next page...

Continued from previous page...

Atom-1	Atom-2	Interatomic distance (Å)	Clash overlap (Å)
24:DC:184:GLU:HB2	24:DC:187:CYS:SG	2.32	0.69
22:DA:1507:C:H5'	22:DA:1508:A:OP2	1.92	0.69
1:AA:1138:G:O2'	1:AA:1139:G:H4'	1.92	0.69
10:CJ:12:ALA:HB3	10:CJ:18:ILE:HB	1.73	0.69
53:CA:642:A:O2'	53:CA:643:C:H6	1.74	0.69
22:DA:528:A:C2	22:DA:2042:A:H2'	2.26	0.69
30:DI:57:VAL:HG12	30:DI:58:ILE:H	1.57	0.69
22:BA:1138:G:H5''	22:BA:1139:G:OP2	1.91	0.69
30:BI:89:SER:HB3	30:BI:92:PRO:HG3	1.72	0.69
53:CA:210:C:H2'	53:CA:210:C:O2	1.92	0.69
22:DA:79:C:H2'	22:DA:80:G:O4'	1.92	0.69
39:BR:39:LEU:HA	39:BR:49:ILE:CG2	2.21	0.69
22:BA:161:A:H3'	22:BA:162:U:C5'	2.22	0.69
22:DA:2875:C:O2'	22:DA:2876:G:C8	2.32	0.69
53:CA:6:G:N3	53:CA:6:G:C2'	2.52	0.69
22:DA:2420:C:OP1	51:D3:33:THR:HB	1.92	0.69
53:CA:252:U:H2'	53:CA:253:A:H8	1.56	0.69
22:DA:275:C:H2'	22:DA:276:U:O4'	1.92	0.69
22:BA:1414:C:C4	22:BA:1415:U:H5	2.09	0.69
24:BC:77:VAL:O	24:BC:77:VAL:HG22	1.91	0.69
22:DA:85:G:HO2'	22:DA:86:G:H8	1.40	0.69
56:CP:44:SER:H	56:CP:46:LYS:HZ2	1.38	0.69
19:AS:51:HIS:CD2	19:AS:53:GLY:H	2.10	0.69
2:AB:77:GLU:HB2	2:AB:80:LYS:HE2	1.74	0.69
22:BA:1150:C:C2'	22:BA:1151:A:O5'	2.39	0.69
1:AA:1452:C:H5'	1:AA:1453:G:C6	2.26	0.69
53:CA:1279:G:H5'	10:CJ:9:ARG:HH12	1.56	0.69
1:AA:1101:A:C4'	1:AA:1102:A:O5'	2.40	0.69
31:BJ:110:PRO:HB2	31:BJ:111:LYS:HG3	1.73	0.69
2:AB:116:LEU:HD12	2:AB:140:LEU:HD11	1.74	0.69
30:BI:74:PRO:O	30:BI:77:VAL:HG22	1.93	0.69
37:DP:50:ARG:HA	37:DP:57:ALA:O	1.92	0.69
1:AA:111:G:O6	1:AA:330:C:N4	2.25	0.69
1:AA:818:G:O2'	1:AA:819:A:H5'	1.91	0.69
53:CA:1514:G:H2'	53:CA:1515:G:H8	1.57	0.69
53:CA:536:C:OP1	62:CA:1882:HOH:O	2.09	0.69
22:DA:1904:G:H1'	22:DA:1927:A:N1	2.07	0.69
1:AA:390:U:H2'	1:AA:391:G:C8	2.28	0.69
22:DA:1797:G:O3'	24:DC:255:LYS:O	2.10	0.69
22:BA:2547:A:H2'	22:BA:2548:U:C6	2.28	0.69
1:AA:344:A:H4'	1:AA:345:C:OP2	1.92	0.69

Continued on next page...

Continued from previous page...

Atom-1	Atom-2	Interatomic distance (Å)	Clash overlap (Å)
53:CA:1160:G:O6	53:CA:1181:G:O6	2.11	0.69
31:DJ:106:LYS:HB2	31:DJ:119:PHE:HE2	1.55	0.69
44:BW:30:VAL:O	44:BW:30:VAL:HG22	1.93	0.69
30:BI:98:GLY:HA3	30:BI:137:LEU:HD23	1.74	0.69
5:AE:156:ARG:O	5:AE:158:LYS:N	2.25	0.69
22:DA:876:C:C2'	22:DA:877:A:OP1	2.40	0.69
22:BA:2485:G:H5''	34:BM:45:GLN:HE21	1.56	0.69
12:AL:23:LEU:HB2	12:AL:58:ASN:ND2	2.06	0.69
31:DJ:35:ARG:NH1	31:DJ:140:LEU:HD11	2.07	0.69
22:DA:1866:A:H2'	22:DA:1867:G:C8	2.28	0.69
20:AT:66:ILE:HD11	20:AT:70:LYS:HE3	1.73	0.69
35:BN:8:ARG:HD2	35:BN:43:GLU:HG3	1.73	0.69
53:CA:613:C:H2'	53:CA:614:C:C6	2.26	0.69
5:CE:135:VAL:O	5:CE:138:ALA:HB3	1.92	0.69
20:AT:6:ALA:HB1	20:AT:9:ARG:HB2	1.73	0.69
22:DA:810:U:O4	33:DL:30:THR:HG22	1.92	0.69
12:CL:33:CYS:HB3	12:CL:77:SER:O	1.93	0.69
31:BJ:44:TYR:C	31:BJ:44:TYR:CD1	2.65	0.69
31:BJ:44:TYR:C	31:BJ:44:TYR:HD1	1.95	0.69
31:DJ:45:THR:H	31:DJ:46:PRO:HD3	1.57	0.69
42:DU:81:ARG:HD2	42:DU:81:ARG:H	1.56	0.69
53:CA:1129:C:O2'	53:CA:1130:A:C8	2.45	0.69
22:DA:1080:A:H2'	22:DA:1081:U:C6	2.27	0.69
1:AA:408:A:OP1	4:AD:109:THR:HG21	1.93	0.69
41:DT:20:ALA:HB1	41:DT:31:VAL:HG21	1.75	0.69
22:DA:649:G:H2'	22:DA:650:C:H6	1.56	0.69
17:CQ:46:HIS:HB2	17:CQ:70:LYS:CE	2.21	0.69
53:CA:920:U:H2'	53:CA:921:U:C6	2.28	0.69
21:AU:16:ARG:HH11	21:AU:19:LYS:HG3	1.58	0.69
47:DZ:18:LYS:O	47:DZ:22:THR:HG23	1.93	0.69
13:AM:78:ARG:O	13:AM:82:LEU:HG	1.91	0.69
33:BL:38:GLN:O	33:BL:40:SER:O	2.11	0.69
57:DB:50:A:C2	57:DB:51:G:H1'	2.27	0.69
22:DA:1245:G:H4'	26:DE:33:VAL:HG11	1.73	0.69
29:DH:97:ARG:O	29:DH:98:ASP:HB2	1.92	0.69
15:CO:7:THR:O	15:CO:11:VAL:HG23	1.91	0.69
1:AA:1356:G:H2'	1:AA:1357:A:C8	2.28	0.69
5:AE:120:HIS:O	5:AE:121:ASN:HB3	1.91	0.69
38:BQ:111:LYS:CE	39:BR:50:GLY:HA2	2.22	0.69
53:CA:1225:A:H4'	19:CS:77:ARG:NH1	2.08	0.69
53:CA:704:A:H2'	53:CA:705:G:C8	2.28	0.69

Continued on next page...

Continued from previous page...

Atom-1	Atom-2	Interatomic distance (Å)	Clash overlap (Å)
22:DA:206:U:H2'	22:DA:207:A:C8	2.21	0.69
53:CA:1454:G:HO2'	53:CA:1455:G:H8	1.40	0.69
8:CH:54:THR:HG23	8:CH:55:LYS:H	1.55	0.69
53:CA:413:G:N1	4:CD:32:LYS:HE3	2.06	0.69
12:CL:2:THR:HG22	12:CL:4:ASN:N	2.06	0.69
12:CL:2:THR:HB	12:CL:5:GLN:HB2	1.74	0.69
22:BA:1537:G:H2'	22:BA:1538:G:O4'	1.93	0.69
22:DA:2902:C:H2'	22:DA:2903:U:O4'	1.91	0.69
2:AB:58:LYS:HZ1	2:AB:62:ARG:HG3	1.57	0.69
22:DA:2353:G:H1'	44:DW:30:VAL:HG13	1.74	0.69
22:DA:642:U:H4'	22:DA:2349:G:O2'	1.93	0.69
44:BW:40:ARG:H	44:BW:56:HIS:HB3	1.56	0.69
1:AA:374:A:H5''	1:AA:452:A:N1	2.08	0.69
53:CA:974:A:O2'	53:CA:975:A:OP1	2.07	0.69
14:CN:40:ARG:NH1	19:CS:6:LYS:HB2	2.07	0.69
22:DA:1586:A:H2'	22:DA:1587:G:H8	1.57	0.69
22:DA:181:A:C2	22:DA:434:U:H1'	2.25	0.69
34:DM:41:LEU:HD11	34:DM:126:ILE:HD11	1.75	0.69
43:DV:80:HIS:HD2	43:DV:82:TYR:H	1.40	0.69
22:DA:412:A:N6	22:DA:2412:A:O4'	2.25	0.69
22:DA:1904:G:O2'	22:DA:1927:A:N6	2.26	0.69
22:DA:1245:G:OP1	33:DL:8:PRO:HG3	1.92	0.69
29:DH:27:ARG:NH1	45:DX:59:ASP:HA	2.08	0.69
22:DA:12:U:O2	22:DA:12:U:H2'	1.93	0.69
22:BA:2703:C:H2'	22:BA:2704:C:H6	1.57	0.69
43:BV:80:HIS:CD2	43:BV:82:TYR:H	2.11	0.69
53:CA:1250:A:H2'	53:CA:1251:A:O4'	1.92	0.69
22:DA:2800:A:C2'	22:DA:2801:G:H4'	2.22	0.69
53:CA:1242:G:O2'	53:CA:1243:C:O4'	2.10	0.69
58:DF:76:PHE:H	58:DF:76:PHE:HD2	1.39	0.69
22:DA:876:C:O2	22:DA:876:C:C5'	2.41	0.69
53:CA:372:C:C1'	53:CA:373:A:OP2	2.39	0.69
53:CA:374:A:OP1	53:CA:452:A:N1	2.26	0.69
39:DR:82:HIS:O	39:DR:82:HIS:CG	2.44	0.69
24:DC:128:THR:CG2	24:DC:188:ARG:HB3	2.22	0.69
40:BS:63:GLY:O	40:BS:64:ALA:HB3	1.93	0.69
53:CA:16:A:H2'	53:CA:17:U:H5'	1.74	0.69
17:CQ:30:HIS:CE1	17:CQ:32:ILE:HG13	2.27	0.69
31:BJ:88:THR:HG22	31:BJ:91:GLU:HG3	1.74	0.69
22:BA:2428:G:H5''	22:BA:2429:G:OP1	1.92	0.69
3:CC:76:ILE:HD11	3:CC:102:ILE:HD11	1.74	0.69

Continued on next page...

Continued from previous page...

Atom-1	Atom-2	Interatomic distance (Å)	Clash overlap (Å)
6:AF:55:HIS:O	6:AF:56:LYS:HB2	1.92	0.69
22:BA:1859:U:H2'	22:BA:1860:G:H8	1.58	0.69
22:BA:2180:U:H2'	22:BA:2181:U:H5	1.58	0.69
51:D3:22:LYS:H	51:D3:48:MET:HB3	1.55	0.69
10:AJ:42:LEU:HB3	10:AJ:43:PRO:HD2	1.73	0.69
22:BA:2405:G:O2'	22:BA:2406:A:OP1	2.09	0.69
42:DU:58:VAL:HG13	42:DU:60:LYS:HG2	1.74	0.69
8:AH:88:LYS:HA	8:AH:91:LEU:HD12	1.75	0.69
2:AB:119:GLN:HA	2:AB:122:ASP:HB2	1.75	0.69
22:BA:320:A:H4'	22:BA:322:A:N7	2.06	0.69
22:DA:1558:C:H4'	22:DA:1559:U:H5'	1.73	0.69
52:B4:3:VAL:O	52:B4:4:ARG:O	2.10	0.69
1:AA:1160:G:O6	1:AA:1181:G:C6	2.45	0.69
22:DA:1206:G:H2'	22:DA:1207:C:C6	2.27	0.69
22:DA:633:A:H8	22:DA:633:A:O5'	1.76	0.69
22:DA:973:A:OP1	22:DA:973:A:H8	1.75	0.69
22:DA:807:U:H1'	22:DA:2445:G:H5'	1.74	0.69
53:CA:252:U:C6	53:CA:252:U:H5'	2.26	0.69
6:CF:54:LEU:HD12	6:CF:56:LYS:O	1.91	0.69
2:CB:19:THR:HG22	2:CB:37:VAL:HG23	1.74	0.69
1:AA:414:A:N6	1:AA:431:A:N3	2.41	0.69
53:CA:692:U:O2'	53:CA:694:A:N7	2.23	0.69
21:CU:24:LYS:HG3	21:CU:25:ALA:N	2.02	0.69
22:DA:1388:G:H2'	22:DA:1389:G:H8	1.58	0.69
22:DA:246:C:H2'	22:DA:247:G:H5'	1.75	0.69
22:DA:1776:G:N2	22:DA:1789:A:H1'	2.09	0.69
22:DA:2838:G:H1'	35:DN:45:ARG:NH2	2.05	0.69
53:CA:267:C:OP2	17:CQ:68:LYS:HD2	1.93	0.69
58:DF:42:ALA:HB2	58:DF:49:LEU:HD21	1.75	0.69
14:CN:96:LYS:HD2	14:CN:96:LYS:H	1.57	0.69
46:BY:7:ARG:H	46:BY:60:LYS:HZ1	1.38	0.69
24:BC:131:MET:HA	24:BC:134:ILE:HD12	1.74	0.69
53:CA:1011:C:H2'	53:CA:1012:A:C8	2.28	0.69
4:AD:100:VAL:O	4:AD:100:VAL:HG12	1.93	0.69
22:DA:2401:U:H5''	22:DA:2402:U:OP2	1.93	0.69
22:DA:1071:G:O2'	22:DA:1072:C:C5'	2.40	0.68
53:CA:90:C:O2'	53:CA:91:U:H5'	1.93	0.68
22:DA:78:U:O2'	22:DA:79:C:H5'	1.93	0.68
53:CA:984:C:O2'	53:CA:985:C:C6	2.46	0.68
53:CA:532:A:C8	3:CC:192:TYR:CE2	2.81	0.68
53:CA:1242:G:O2'	53:CA:1243:C:O5'	2.11	0.68

Continued on next page...

Continued from previous page...

Atom-1	Atom-2	Interatomic distance (Å)	Clash overlap (Å)
22:DA:2056:G:H21	48:D0:1:ALA:H3	1.41	0.68
25:BD:114:LYS:CE	25:BD:114:LYS:N	2.56	0.68
53:CA:1101:A:C4'	53:CA:1102:A:O5'	2.40	0.68
34:DM:17:ASN:HB3	34:DM:38:ARG:NH2	2.08	0.68
2:AB:71:THR:O	2:AB:72:LYS:HG2	1.93	0.68
3:CC:110:LEU:HD21	3:CC:203:LYS:HD2	1.75	0.68
46:DY:2:LYS:HD2	46:DY:4:LYS:HE3	1.75	0.68
22:BA:34:U:H1'	22:BA:35:G:OP1	1.93	0.68
39:DR:89:HIS:NE2	39:DR:91:GLN:HB2	2.08	0.68
44:BW:76:ARG:HG3	44:BW:76:ARG:NH2	1.91	0.68
57:DB:12:C:C4'	57:DB:13:G:OP1	2.24	0.68
22:BA:1097:U:O2'	30:BI:8:VAL:HG12	1.93	0.68
53:CA:86:G:O2'	53:CA:87:C:P	2.50	0.68
21:AU:9:GLU:CG	21:AU:10:PRO:HD3	2.19	0.68
14:CN:68:ARG:HG3	14:CN:69:PRO:HD2	1.73	0.68
12:AL:79:ILE:HD12	12:AL:96:THR:HG21	1.74	0.68
22:DA:614:A:C4'	22:DA:616:A:H62	2.05	0.68
1:AA:1003:G:N2	1:AA:1005:A:H5'	2.08	0.68
53:CA:238:A:H2'	53:CA:239:U:C5'	2.22	0.68
37:BP:77:SER:OG	37:BP:79:VAL:HG13	1.92	0.68
1:AA:409:U:OP1	4:AD:23:GLY:HA3	1.94	0.68
51:D3:15:LYS:NZ	51:D3:19:GLY:HA2	2.09	0.68
1:AA:1405:G:O4'	1:AA:1519:A:H4'	1.93	0.68
22:DA:225:C:H2'	22:DA:226:A:O4'	1.91	0.68
53:CA:765:G:C5	53:CA:812:G:C5	2.81	0.68
41:DT:6:ARG:O	41:DT:9:LYS:HD2	1.93	0.68
21:AU:10:PRO:O	21:AU:11:PHE:HB3	1.93	0.68
53:CA:1054:C:O2'	53:CA:1055:A:H5''	1.92	0.68
30:BI:20:SER:HB3	30:BI:21:PRO:HD3	1.75	0.68
58:DF:48:LEU:HD23	58:DF:48:LEU:H	1.57	0.68
22:DA:2519:U:C6	22:DA:2542:A:N6	2.61	0.68
22:DA:2492:U:H2'	22:DA:2493:U:C6	2.29	0.68
13:AM:10:ASP:CG	13:AM:11:HIS:H	1.95	0.68
27:BF:39:VAL:CG1	27:BF:49:LEU:HD13	2.24	0.68
53:CA:518:C:H2'	53:CA:530:G:N7	2.08	0.68
53:CA:1520:C:H2'	53:CA:1521:C:C6	2.29	0.68
1:AA:706:A:O2'	11:AK:30:ILE:HD11	1.92	0.68
54:CG:59:GLU:OE2	54:CG:63:VAL:HG23	1.92	0.68
38:DQ:90:ASP:O	38:DQ:94:LEU:HB2	1.93	0.68
32:DK:101:GLY:O	32:DK:120:PRO:HB3	1.92	0.68
58:DF:91:ARG:HH21	58:DF:91:ARG:HB3	1.59	0.68

Continued on next page...

Continued from previous page...

Atom-1	Atom-2	Interatomic distance (Å)	Clash overlap (Å)
31:DJ:44:TYR:O	31:DJ:45:THR:HB	1.92	0.68
22:BA:1068:G:H2'	22:BA:1069:A:H5'	1.74	0.68
22:DA:2798:U:H5'	22:DA:2800:A:C5	2.27	0.68
22:DA:1062:G:O4'	22:DA:1088:A:N7	2.26	0.68
22:DA:95:A:H4'	46:DY:38:GLN:O	1.92	0.68
22:DA:1205:A:H5''	22:DA:1206:G:N7	2.08	0.68
57:DB:42:C:H41	58:DF:87:LYS:HZ3	1.42	0.68
51:D3:31:ILE:HG21	51:D3:34:LYS:NZ	2.08	0.68
34:DM:62:LYS:HG2	34:DM:64:TRP:CZ2	2.29	0.68
22:DA:664:G:H4'	22:DA:941:A:OP1	1.93	0.68
24:DC:9:SER:O	24:DC:12:ARG:HB2	1.93	0.68
36:BO:75:GLY:HA3	36:BO:109:ALA:HB3	1.74	0.68
29:DH:78:VAL:HB	29:DH:144:VAL:HA	1.74	0.68
22:BA:141:G:H5'	22:BA:142:A:C8	2.28	0.68
24:BC:210:ALA:O	24:BC:215:VAL:HG23	1.94	0.68
35:DN:114:GLU:HG3	35:DN:118:ARG:HD3	1.75	0.68
22:BA:903:C:C2	22:BA:904:G:N7	2.62	0.68
22:DA:2798:U:H5'	22:DA:2800:A:C6	2.29	0.68
22:DA:2297:A:N3	22:DA:2298:A:C8	2.61	0.68
53:CA:977:A:H8	53:CA:1223:C:N3	1.91	0.68
22:DA:482:A:N6	22:DA:506:G:N9	2.41	0.68
1:AA:877:G:N2	8:AH:1:SER:HB2	2.06	0.68
42:DU:14:THR:HB	42:DU:68:ASN:HB3	1.76	0.68
53:CA:1167:A:N7	53:CA:1169:A:N6	2.41	0.68
56:CP:52:LEU:HD21	56:CP:75:ILE:HG12	1.76	0.68
21:CU:33:ARG:HH12	21:CU:34:ARG:HD3	1.56	0.68
21:AU:36:PHE:HD1	21:AU:39:LYS:HB3	1.58	0.68
5:CE:131:ASN:O	5:CE:135:VAL:HG23	1.92	0.68
9:AI:34:LEU:HD11	9:AI:47:VAL:HG21	1.73	0.68
34:DM:108:VAL:HG21	34:DM:112:LEU:HB3	1.75	0.68
22:DA:2195:U:H2'	22:DA:2196:C:H6	1.56	0.68
33:DL:96:LYS:HD3	33:DL:103:ILE:HA	1.76	0.68
3:AC:128:MET:HB3	3:AC:131:ARG:HG3	1.74	0.68
20:CT:24:ARG:HD3	20:CT:28:ARG:HH21	1.58	0.68
22:DA:1723:G:H2'	22:DA:1724:G:H8	1.57	0.68
22:BA:74:A:H4'	22:BA:75:G:O5'	1.94	0.68
22:DA:1467:U:H2'	22:DA:1468:U:H5'	1.74	0.68
4:CD:57:LYS:HG3	4:CD:58:GLN:N	2.08	0.68
22:DA:2232:C:P	45:DX:26:ARG:HH12	2.17	0.68
22:DA:35:G:O2'	22:DA:36:G:O4'	2.11	0.68
53:CA:1278:G:H4'	53:CA:1279:G:C5'	2.23	0.68

Continued on next page...

Continued from previous page...

Atom-1	Atom-2	Interatomic distance (Å)	Clash overlap (Å)
22:DA:1079:C:O2'	22:DA:1080:A:O4'	2.12	0.68
14:CN:60:ARG:HG2	14:CN:61:ASN:H	1.58	0.68
19:CS:35:ARG:HA	19:CS:70:LEU:HB2	1.76	0.68
37:BP:21:PRO:HA	37:BP:46:VAL:CG1	2.23	0.68
22:DA:1716:U:HO2'	22:DA:1717:A:H8	0.73	0.68
2:AB:185:ILE:HA	2:AB:199:ILE:HB	1.76	0.68
6:CF:92:THR:O	6:CF:93:LYS:HG2	1.93	0.68
13:AM:106:ARG:HH11	13:AM:106:ARG:HA	1.59	0.68
1:AA:430:A:OP1	4:AD:8:LEU:HB2	1.93	0.68
27:BF:131:VAL:HG22	27:BF:151:LEU:H	1.59	0.68
22:BA:1256:G:C2'	26:BE:77:ILE:HD11	2.23	0.68
22:BA:790:U:O2'	22:BA:791:C:O5'	2.11	0.68
22:BA:743:A:O3'	62:BA:3643:HOH:O	2.11	0.68
22:DA:2847:U:H2'	22:DA:2848:G:H5'	1.74	0.68
22:DA:1635:A:H5'	22:DA:1635:A:H8	1.59	0.68
53:CA:205:A:C6	53:CA:206:C:N4	2.61	0.68
43:DV:42:LEU:HD13	43:DV:47:VAL:HG21	1.76	0.68
22:DA:1248:G:H2'	38:DQ:1:ALA:O	1.94	0.68
57:DB:58:A:H2'	57:DB:59:A:H8	1.58	0.68
44:DW:18:LYS:H	44:DW:36:ILE:HG12	1.59	0.68
53:CA:1363:A:C6	53:CA:1365:G:O6	2.47	0.68
26:BE:149:ILE:HD11	26:BE:172:ALA:HA	1.76	0.68
53:CA:1190:G:H5'	3:CC:175:HIS:NE2	2.08	0.68
30:BI:7:TYR:HA	30:BI:58:ILE:HB	1.75	0.68
22:BA:2425:A:H5''	22:BA:2427:C:O4'	1.93	0.68
22:DA:1742:U:H2'	22:DA:1743:G:H8	1.58	0.68
22:DA:2662:A:H2'	22:DA:2663:G:O4'	1.94	0.68
5:AE:37:VAL:HG13	5:AE:116:VAL:HG21	1.76	0.68
53:CA:295:C:H2'	53:CA:296:U:H6	1.57	0.68
32:DK:35:VAL:HG23	32:DK:36:GLY:H	1.57	0.68
22:BA:510:C:OP1	62:BA:3759:HOH:O	2.12	0.68
33:DL:100:ILE:O	33:DL:101:ILE:HB	1.93	0.68
31:BJ:43:GLU:O	31:BJ:45:THR:HG22	1.92	0.68
37:BP:50:ARG:HB3	37:BP:57:ALA:N	2.01	0.68
39:BR:49:ILE:O	39:BR:49:ILE:HG13	1.94	0.68
14:CN:52:ARG:HA	14:CN:52:ARG:CZ	2.24	0.68
53:CA:1328:C:H5''	55:CM:27:THR:HG21	1.76	0.68
53:CA:991:U:C5	53:CA:1212:U:H1'	2.28	0.68
22:DA:324:A:O2'	22:DA:325:G:O4'	2.08	0.68
22:DA:27:G:N2	22:DA:512:G:H2'	2.09	0.68
22:DA:876:C:H3'	22:DA:877:A:C8	2.28	0.68

Continued on next page...

Continued from previous page...

Atom-1	Atom-2	Interatomic distance (Å)	Clash overlap (Å)
24:DC:16:VAL:N	24:DC:203:VAL:HG12	2.06	0.68
22:BA:1141:U:H4'	22:BA:1142:A:O4'	1.94	0.68
28:BG:23:ILE:HD12	28:BG:23:ILE:N	2.09	0.68
6:CF:11:HIS:CD2	6:CF:54:LEU:HD21	2.28	0.68
46:DY:19:LEU:HA	46:DY:22:LEU:HB2	1.75	0.68
22:DA:2629:U:H5''	22:DA:2630:G:OP1	1.94	0.68
29:BH:68:ARG:NH2	29:BH:72:ILE:HG21	2.08	0.68
1:AA:1451:U:O2	1:AA:1451:U:H2'	1.92	0.68
1:AA:1453:G:H2'	1:AA:1453:G:N3	2.07	0.68
26:BE:76:PRO:HA	26:BE:82:GLY:HA3	1.75	0.68
58:DF:47:LYS:HA	58:DF:50:ASP:HB3	1.76	0.68
22:BA:1653:G:H1	35:BN:11:ASN:ND2	1.92	0.68
5:AE:12:GLU:HB2	5:AE:38:VAL:HG12	1.76	0.68
15:AO:26:VAL:HG12	15:AO:30:LEU:HD11	1.76	0.68
38:BQ:63:ARG:HD2	38:BQ:64:ILE:N	2.09	0.68
22:BA:923:G:H21	44:BW:23:LYS:NZ	1.92	0.68
10:CJ:44:THR:HG22	10:CJ:45:ARG:H	1.58	0.68
33:DL:62:PRO:O	51:D3:12:ARG:HB3	1.93	0.68
9:CI:49:GLN:N	9:CI:50:PRO:HD2	2.09	0.68
9:CI:59:LYS:HE3	9:CI:60:LEU:HG	1.76	0.68
22:DA:2295:C:C2'	22:DA:2296:U:H5'	2.23	0.68
22:BA:588:U:H2'	22:BA:589:U:H6	1.57	0.68
30:DI:55:PRO:HG2	30:DI:70:THR:HG23	1.76	0.68
25:BD:45:TYR:HD1	25:BD:45:TYR:H	1.39	0.68
22:DA:2461:A:H1'	22:DA:2492:U:H3	1.59	0.68
40:BS:18:ARG:O	40:BS:19:LEU:HB2	1.93	0.68
53:CA:1074:G:H4'	2:CB:102:ASN:HB2	1.75	0.68
8:AH:88:LYS:HG3	8:AH:89:ASP:H	1.58	0.68
1:AA:596:A:N6	1:AA:645:G:C6	2.62	0.68
10:AJ:8:ILE:HG12	10:AJ:100:ILE:HG22	1.74	0.68
1:AA:114:U:O2'	1:AA:115:G:H5'	1.94	0.68
14:AN:60:ARG:O	14:AN:61:ASN:HB2	1.93	0.68
22:BA:1567:G:H2'	24:BC:84:PRO:HG3	1.74	0.68
22:DA:2269:G:O3'	44:DW:18:LYS:HE2	1.94	0.68
22:DA:2667:C:O2'	22:DA:2668:G:O4'	2.12	0.68
58:DF:136:ILE:O	58:DF:137:PHE:O	2.12	0.68
22:DA:565:C:H4'	22:DA:1253:A:N6	2.09	0.68
11:CK:126:ARG:O	21:CU:33:ARG:NH2	2.27	0.68
22:DA:1309:G:OP1	50:D2:9:VAL:HG12	1.94	0.68
57:DB:90:C:H6	57:DB:90:C:H5''	1.59	0.68
11:CK:64:VAL:O	11:CK:68:ARG:HB2	1.93	0.68

Continued on next page...

Continued from previous page...

Atom-1	Atom-2	Interatomic distance (Å)	Clash overlap (Å)
31:DJ:110:PRO:HG2	31:DJ:111:LYS:HG2	1.74	0.68
58:DF:12:VAL:HA	58:DF:15:LEU:HB2	1.77	0.68
1:AA:174:A:H2'	1:AA:175:C:H5'	1.76	0.68
57:DB:18:G:C2	57:DB:67:G:O6	2.47	0.67
22:DA:301:G:H3'	42:DU:81:ARG:NH1	2.09	0.67
22:DA:1056:G:H1'	22:DA:1103:A:N6	2.09	0.67
1:AA:15:G:O4'	5:AE:28:ARG:NH1	2.28	0.67
5:AE:81:GLN:H	5:AE:81:GLN:NE2	1.92	0.67
38:BQ:65:ASN:HD21	38:BQ:69:ARG:HH22	1.40	0.67
17:CQ:46:HIS:HE2	17:CQ:48:GLU:HG2	1.58	0.67
34:DM:17:ASN:HB3	34:DM:38:ARG:HH22	1.59	0.67
22:DA:1060:U:O4'	22:DA:1061:U:H2'	1.93	0.67
28:DG:163:TYR:N	28:DG:163:TYR:HD2	1.93	0.67
20:CT:60:GLN:HB3	20:CT:65:LEU:HD12	1.75	0.67
53:CA:464:U:C4	53:CA:466:A:H4'	2.29	0.67
24:BC:104:LEU:O	24:BC:105:ALA:HB2	1.93	0.67
36:BO:88:LYS:HE2	36:BO:116:GLN:HE22	1.59	0.67
15:AO:9:LYS:O	15:AO:13:GLU:HG3	1.94	0.67
22:BA:571:U:H4'	22:BA:572:A:OP1	1.94	0.67
3:CC:36:PHE:HE1	14:CN:91:GLU:HB3	1.59	0.67
22:DA:1210:G:C6	22:DA:1237:A:N7	2.62	0.67
22:BA:1506:U:H2'	22:BA:1507:C:C6	2.28	0.67
22:BA:568:U:O2	22:BA:570:G:C8	2.47	0.67
53:CA:818:G:H3'	53:CA:819:A:H5'	1.76	0.67
22:DA:2135:A:C2'	22:DA:2136:G:O4'	2.41	0.67
53:CA:320:A:O2'	53:CA:1435:G:H1'	1.93	0.67
36:BO:111:ARG:O	36:BO:113:ALA:N	2.26	0.67
1:AA:601:G:H2'	1:AA:602:A:C8	2.29	0.67
53:CA:68:G:H5'	53:CA:171:A:O2'	1.95	0.67
23:BB:87:U:H3'	23:BB:88:C:H5'	1.76	0.67
35:DN:103:ARG:HD3	35:DN:110:MET:SD	2.35	0.67
41:BT:73:ARG:NH2	41:BT:74:ILE:H	1.93	0.67
40:DS:70:LYS:H	40:DS:70:LYS:HE3	1.59	0.67
53:CA:1183:U:H3'	53:CA:1184:G:C5'	2.14	0.67
22:DA:1079:C:N4	22:DA:1088:A:H5''	2.06	0.67
15:AO:73:ASP:CG	15:AO:76:ARG:HG3	2.15	0.67
22:DA:867:C:HO2'	22:DA:868:U:H6	0.70	0.67
35:DN:32:GLU:OE1	35:DN:115:LEU:HD12	1.95	0.67
22:DA:989:G:OP2	47:DZ:11:SER:HB2	1.94	0.67
26:DE:60:TRP:CZ2	26:DE:71:GLY:HA2	2.30	0.67
14:AN:40:ARG:NH1	14:AN:44:VAL:HG11	2.09	0.67

Continued on next page...

Continued from previous page...

Atom-1	Atom-2	Interatomic distance (Å)	Clash overlap (Å)
22:BA:2311:A:H1'	27:BF:78:ILE:HD13	1.76	0.67
22:BA:2466:C:OP1	52:B4:4:ARG:HB2	1.95	0.67
22:DA:1722:A:N6	22:DA:1739:A:C8	2.62	0.67
8:AH:93:LYS:HE3	8:AH:116:ARG:HH12	1.60	0.67
22:DA:1343:G:O2'	22:DA:1344:U:C6	2.42	0.67
8:CH:1:SER:HB3	8:CH:3:GLN:HG3	1.76	0.67
22:DA:1812:U:H2'	22:DA:1813:G:C8	2.28	0.67
46:BY:9:LYS:HA	46:BY:9:LYS:NZ	2.09	0.67
26:DE:166:LYS:HA	26:DE:166:LYS:HE2	1.77	0.67
22:DA:822:G:O6	22:DA:943:A:H2	1.76	0.67
49:D1:51:ALA:O	49:D1:52:LYS:HB2	1.94	0.67
39:DR:23:GLU:O	39:DR:25:LEU:HD22	1.95	0.67
22:DA:1327:A:H2'	22:DA:1328:A:O4'	1.95	0.67
22:DA:2394:C:H41	51:D3:30:HIS:CE1	2.13	0.67
22:DA:781:A:H5''	22:DA:782:A:OP1	1.94	0.67
22:DA:2297:A:HO2'	22:DA:2298:A:H8	0.70	0.67
22:DA:502:A:C5	22:DA:505:A:N7	2.62	0.67
22:DA:2312:U:H2'	22:DA:2313:C:C6	2.30	0.67
53:CA:374:A:H5''	53:CA:452:A:C2	2.30	0.67
29:BH:90:LEU:HB2	29:BH:123:ARG:HB3	1.75	0.67
32:BK:10:VAL:HG11	32:BK:16:ALA:CB	2.24	0.67
53:CA:337:G:H2'	53:CA:338:A:C8	2.30	0.67
1:AA:1161:C:O2'	1:AA:1162:C:C6	2.46	0.67
1:AA:683:G:N2	11:AK:39:ASN:HA	2.10	0.67
22:DA:1870:C:H5''	22:DA:1871:A:C2	2.30	0.67
22:BA:45:G:H5''	22:BA:46:G:OP1	1.94	0.67
23:BB:7:G:O2'	36:BO:38:GLN:NE2	2.27	0.67
53:CA:935:A:O2'	53:CA:936:C:C6	2.47	0.67
32:BK:63:VAL:CG1	32:BK:103:VAL:HG12	2.25	0.67
1:AA:269:C:H2'	1:AA:270:A:C8	2.28	0.67
21:CU:3:ILE:HG21	21:CU:18:PHE:HB3	1.77	0.67
37:BP:50:ARG:CB	37:BP:57:ALA:N	2.52	0.67
46:DY:28:LEU:HD11	46:DY:43:LEU:HD13	1.74	0.67
53:CA:978:A:O2'	53:CA:979:C:H5'	1.94	0.67
22:DA:876:C:H2'	22:DA:877:A:OP1	1.94	0.67
25:BD:92:VAL:O	25:BD:93:GLY:C	2.33	0.67
22:DA:2060:A:H2'	26:DE:63:LYS:NZ	2.08	0.67
28:DG:85:LYS:HG3	28:DG:163:TYR:HB2	1.76	0.67
53:CA:769:G:O2'	53:CA:770:C:H5'	1.94	0.67
22:BA:1539:U:H2'	22:BA:1540:G:H8	1.59	0.67
22:BA:2573:C:OP1	62:BA:3702:HOH:O	2.10	0.67

Continued on next page...

Continued from previous page...

Atom-1	Atom-2	Interatomic distance (Å)	Clash overlap (Å)
26:DE:59:PRO:HB2	26:DE:67:ARG:NH2	2.09	0.67
22:DA:2635:A:H5'	25:DD:79:LEU:HB2	1.75	0.67
1:AA:1314:C:C5	19:AS:5:LYS:HD3	2.30	0.67
10:AJ:35:GLN:HG2	10:AJ:77:VAL:HB	1.75	0.67
22:DA:1023:U:H6	22:DA:1023:U:H5'	1.58	0.67
22:DA:2092:U:C4'	22:DA:2093:G:OP1	2.26	0.67
22:BA:873:C:N3	22:BA:904:G:N2	2.41	0.67
6:AF:42:TRP:CZ2	6:AF:61:LEU:HD22	2.29	0.67
44:BW:23:LYS:NZ	44:BW:24:ARG:HG3	2.10	0.67
22:DA:1275:A:C2'	22:DA:1275:A:N3	2.58	0.67
53:CA:1322:C:O2'	53:CA:1323:G:H5'	1.95	0.67
4:CD:25:ARG:HG2	4:CD:25:ARG:HH11	1.60	0.67
42:DU:83:GLY:O	42:DU:93:ARG:HA	1.94	0.67
2:AB:67:LEU:HD21	2:AB:91:VAL:HG23	1.74	0.67
22:DA:2288:A:H4'	22:DA:2289:G:OP2	1.94	0.67
22:DA:1231:U:H2'	22:DA:1232:G:C8	2.29	0.67
53:CA:432:A:C2'	53:CA:433:G:H5'	2.24	0.67
17:CQ:4:ILE:HG22	17:CQ:5:ARG:H	1.59	0.67
22:BA:2324:U:H3'	22:BA:2325:G:H5''	1.76	0.67
22:DA:187:G:C2	22:DA:210:C:C2	2.83	0.67
25:DD:11:MET:HE1	25:DD:192:ALA:HA	1.76	0.67
10:AJ:11:LYS:HG3	10:AJ:97:ASP:HB3	1.77	0.67
22:BA:526:A:H5''	22:BA:527:C:OP1	1.95	0.67
22:BA:902:C:H6	22:BA:902:C:O5'	1.76	0.67
44:BW:19:ARG:NH2	44:BW:22:VAL:HG21	2.10	0.67
20:AT:79:THR:O	20:AT:82:ILE:HG13	1.94	0.67
53:CA:86:G:O2'	53:CA:87:C:OP2	2.12	0.67
2:CB:89:PHE:CE2	2:CB:152:ASP:HB2	2.24	0.67
22:DA:1210:G:H5''	22:DA:1211:C:H3'	1.77	0.67
25:BD:97:SER:C	25:BD:99:GLU:HG2	2.15	0.67
25:BD:99:GLU:HG3	25:BD:100:LEU:N	2.09	0.67
42:DU:17:ASP:HB2	42:DU:38:ILE:HA	1.77	0.67
53:CA:1296:C:C4	53:CA:1297:G:N2	2.63	0.67
34:BM:42:THR:O	34:BM:44:ARG:N	2.28	0.67
22:BA:137:U:O2'	22:BA:138:U:OP1	2.12	0.67
34:BM:132:THR:HG22	34:BM:133:LYS:N	2.09	0.67
1:AA:1520:C:H2'	1:AA:1521:C:C6	2.30	0.67
8:CH:11:THR:HG22	8:CH:14:ARG:NH1	2.10	0.67
5:AE:37:VAL:CG1	5:AE:116:VAL:HG21	2.25	0.67
3:CC:36:PHE:CE1	14:CN:91:GLU:HB3	2.30	0.67
24:DC:33:LEU:O	24:DC:34:GLU:HB3	1.93	0.67

Continued on next page...

Continued from previous page...

Atom-1	Atom-2	Interatomic distance (Å)	Clash overlap (Å)
11:AK:108:ASN:HB3	21:AU:6:ARG:HG2	1.76	0.67
1:AA:1038:C:H2'	1:AA:1039:G:C8	2.30	0.67
57:DB:13:G:H5''	57:DB:13:G:H8	1.59	0.67
34:DM:27:SER:N	34:DM:66:ARG:HH22	1.92	0.67
12:CL:80:LEU:HB3	12:CL:97:VAL:CG2	2.23	0.67
22:DA:1300:G:C4'	22:DA:1301:A:O5'	2.42	0.67
22:DA:612:G:N2	22:DA:614:A:HO2'	1.92	0.67
53:CA:1458:G:O3'	20:CT:22:SER:HA	1.94	0.67
53:CA:1069:C:H4'	53:CA:1192:C:O2	1.94	0.67
4:CD:8:LEU:CD2	4:CD:21:LYS:HD2	2.25	0.67
22:DA:17:G:H4'	38:DQ:24:TYR:CE1	2.30	0.67
23:BB:28:C:C2'	23:BB:29:A:H5'	2.25	0.67
26:DE:61:ARG:HE	26:DE:65:THR:HB	1.59	0.67
46:DY:18:LEU:O	46:DY:22:LEU:HD13	1.94	0.67
20:AT:27:MET:HE1	20:AT:57:VAL:HG22	1.75	0.67
1:AA:246:A:H4'	1:AA:247:G:OP1	1.95	0.67
1:AA:1287:A:H2'	1:AA:1288:A:C8	2.30	0.67
22:BA:1223:G:OP2	39:BR:68:ARG:NH1	2.28	0.67
22:BA:977:G:O6	62:BA:3576:HOH:O	2.11	0.67
53:CA:878:A:OP1	8:CH:79:ARG:HB2	1.95	0.67
42:BU:91:LYS:O	42:BU:92:VAL:HB	1.94	0.67
22:BA:1996:C:H4'	22:BA:1997:C:OP1	1.92	0.67
27:BF:35:LEU:HD13	27:BF:56:LEU:HD22	1.77	0.67
53:CA:1250:A:N3	53:CA:1287:A:N6	2.42	0.67
22:DA:111:A:C2	22:DA:112:U:C2	2.82	0.67
52:B4:9:LYS:O	52:B4:10:LEU:HD23	1.94	0.67
22:DA:686:U:OP2	62:DA:3704:HOH:O	2.11	0.67
45:DX:31:ASN:HD22	45:DX:31:ASN:N	1.83	0.67
45:BX:58:ILE:HD11	45:BX:66:VAL:HG11	1.76	0.67
22:DA:923:G:H1'	44:DW:23:LYS:HZ2	1.60	0.67
22:DA:2574:G:O2'	25:DD:148:GLN:HB2	1.95	0.67
5:CE:154:ALA:HB1	8:CH:65:PHE:CE2	2.30	0.67
14:CN:76:PHE:CE2	14:CN:92:ILE:HG21	2.30	0.67
53:CA:344:A:H5''	53:CA:345:C:H5	1.59	0.67
41:BT:26:LYS:O	41:BT:27:SER:HB2	1.94	0.67
28:DG:48:THR:O	28:DG:49:LEU:HB2	1.94	0.67
22:BA:729:G:H4'	22:BA:763:G:H5'	1.75	0.67
53:CA:1386:G:O2'	53:CA:1387:G:H5'	1.95	0.67
22:DA:84:A:C5	22:DA:103:A:N6	2.63	0.67
22:BA:1450:G:C6	22:BA:1451:C:N4	2.63	0.67
22:DA:2638:G:H1'	22:DA:2778:A:N6	2.10	0.67

Continued on next page...

Continued from previous page...

Atom-1	Atom-2	Interatomic distance (Å)	Clash overlap (Å)
12:CL:98:ARG:HB2	12:CL:116:TYR:HA	1.76	0.67
22:DA:999:U:O2'	22:DA:1000:A:H5'	1.95	0.67
54:CG:76:SER:HA	54:CG:85:GLN:HA	1.77	0.67
1:AA:968:A:H4'	1:AA:969:A:OP2	1.95	0.67
19:CS:52:ASN:ND2	19:CS:54:ARG:HG2	2.09	0.67
22:DA:373:U:HO2'	22:DA:374:A:H8	1.43	0.67
57:DB:67:G:O2'	57:DB:68:C:H6	1.78	0.67
22:BA:1731:G:C4	22:BA:1733:G:N7	2.63	0.67
5:AE:155:LYS:HA	5:AE:158:LYS:HZ3	1.60	0.67
22:BA:812:C:H4'	38:BQ:12:ARG:HH22	1.59	0.67
19:CS:35:ARG:HH21	19:CS:51:HIS:CD2	2.13	0.67
1:AA:1007:U:C2'	1:AA:1008:U:H5''	2.25	0.67
28:BG:115:GLN:CD	28:BG:115:GLN:N	2.44	0.67
42:BU:73:ASN:HD22	42:BU:76:THR:N	1.93	0.67
4:AD:1:ALA:O	4:AD:67:LEU:HD11	1.95	0.67
53:CA:239:U:C5'	53:CA:239:U:H6	2.07	0.67
53:CA:663:A:O2'	53:CA:664:G:H5'	1.95	0.67
1:AA:414:A:O2'	1:AA:415:A:O4'	2.13	0.67
17:AQ:28:VAL:O	17:AQ:36:PHE:HA	1.94	0.67
22:BA:2557:G:H2'	22:BA:2558:C:C6	2.30	0.67
53:CA:112:G:N3	53:CA:330:C:N4	2.44	0.66
22:DA:1079:C:N4	22:DA:1088:A:N3	2.43	0.66
5:AE:110:MET:H	5:AE:113:VAL:HG13	1.60	0.66
39:BR:49:ILE:HG22	39:BR:54:VAL:HG12	1.77	0.66
22:DA:324:A:C2	22:DA:325:G:H1'	2.29	0.66
35:DN:97:ILE:HG13	35:DN:98:LEU:N	2.09	0.66
24:BC:246:PRO:HG2	24:BC:247:TRP:CH2	2.29	0.66
22:DA:2742:G:OP1	52:D4:36:ARG:HD3	1.94	0.66
22:DA:223:A:N6	22:DA:422:A:C6	2.63	0.66
28:DG:43:LYS:O	28:DG:49:LEU:HD12	1.95	0.66
22:BA:1013:C:H2'	22:BA:1014:A:H8	1.60	0.66
31:DJ:5:THR:HA	31:DJ:44:TYR:CD2	2.29	0.66
22:DA:2384:U:H3'	22:DA:2385:C:H3'	1.77	0.66
44:BW:46:ALA:O	44:BW:47:GLY:O	2.13	0.66
53:CA:1077:G:N2	53:CA:1080:A:OP2	2.29	0.66
8:CH:102:VAL:HG23	8:CH:125:ILE:HD12	1.75	0.66
40:DS:9:HIS:H	40:DS:102:HIS:CE1	2.13	0.66
22:DA:2720:U:H5''	37:DP:52:ARG:NH2	2.10	0.66
53:CA:560:A:H4'	53:CA:561:U:H5''	1.75	0.66
22:BA:2134:A:N6	22:BA:2135:A:N6	2.43	0.66
22:DA:1265:A:C8	22:DA:1267:U:C2	2.82	0.66

Continued on next page...

Continued from previous page...

Atom-1	Atom-2	Interatomic distance (Å)	Clash overlap (Å)
22:DA:1125:G:H4'	52:D4:37:GLN:HE21	1.59	0.66
52:D4:19:ARG:O	52:D4:20:ASP:HB2	1.94	0.66
36:BO:67:ASN:O	36:BO:69:ASP:N	2.28	0.66
22:BA:962:G:OP1	62:BA:3352:HOH:O	2.13	0.66
36:DO:23:ALA:HB1	36:DO:90:VAL:HG12	1.77	0.66
56:CP:67:ILE:HG12	56:CP:72:ALA:HB2	1.77	0.66
37:BP:95:LYS:HG2	37:BP:97:TYR:CE1	2.31	0.66
12:CL:34:THR:HG22	12:CL:35:ARG:HG2	1.76	0.66
27:BF:68:LYS:HD2	27:BF:68:LYS:N	2.10	0.66
22:BA:1438:U:O2'	22:BA:1439:A:H5'	1.95	0.66
22:DA:1345:C:H5''	22:DA:1396:U:O4	1.95	0.66
4:CD:187:ARG:NH2	4:CD:191:SER:HB3	2.09	0.66
57:DB:57:A:HO2'	57:DB:58:A:H8	0.72	0.66
6:AF:4:TYR:HA	6:AF:91:ARG:O	1.95	0.66
32:BK:18:ARG:HH11	32:BK:18:ARG:CG	2.02	0.66
24:DC:52:HIS:HA	24:DC:216:ARG:HB2	1.77	0.66
22:DA:1846:G:H5''	22:DA:1847:A:OP2	1.94	0.66
42:BU:38:ILE:HG22	42:BU:39:ASN:H	1.59	0.66
12:CL:89:LEU:HB3	12:CL:92:VAL:HG21	1.78	0.66
28:BG:3:VAL:O	28:BG:68:ARG:HG3	1.95	0.66
53:CA:157:U:C2'	53:CA:158:G:H5'	2.24	0.66
22:DA:1281:G:C6	22:DA:1290:C:N4	2.63	0.66
31:BJ:55:ILE:O	31:BJ:55:ILE:HG13	1.93	0.66
31:BJ:99:ARG:O	31:BJ:103:ILE:HG23	1.95	0.66
1:AA:502:A:H2'	1:AA:503:C:O4'	1.95	0.66
1:AA:1320:C:OP1	19:AS:69:LYS:HE2	1.95	0.66
57:DB:24:G:H5'	57:DB:25:U:C5	2.31	0.66
11:AK:126:ARG:CB	21:AU:33:ARG:NH1	2.58	0.66
21:AU:10:PRO:HG2	3:CC:71:ARG:NH2	2.10	0.66
22:DA:2683:C:OP1	37:DP:55:HIS:HB3	1.95	0.66
6:CF:3:HIS:ND1	6:CF:92:THR:HG23	2.11	0.66
26:BE:108:ILE:HD13	26:BE:109:LEU:N	2.11	0.66
31:DJ:75:TYR:CD1	31:DJ:84:ILE:HD11	2.29	0.66
22:BA:2103:C:H2'	22:BA:2104:C:H5'	1.78	0.66
27:BF:68:LYS:HD2	27:BF:68:LYS:H	1.59	0.66
22:DA:870:U:H2'	22:DA:871:U:H5'	1.78	0.66
9:CI:10:ARG:HG3	9:CI:14:SER:O	1.95	0.66
46:BY:2:LYS:HG3	46:BY:52:ARG:HD3	1.76	0.66
53:CA:1533:C:H2'	53:CA:1534:A:H5''	1.75	0.66
38:DQ:4:LYS:HE3	38:DQ:7:VAL:HG13	1.77	0.66
22:DA:1566:A:C2	24:DC:212:TRP:HB2	2.29	0.66

Continued on next page...

Continued from previous page...

Atom-1	Atom-2	Interatomic distance (Å)	Clash overlap (Å)
56:CP:4:ILE:HD12	56:CP:4:ILE:N	2.10	0.66
27:BF:7:TYR:O	27:BF:12:VAL:HG12	1.95	0.66
44:BW:17:ALA:O	44:BW:18:LYS:HB3	1.94	0.66
39:DR:39:LEU:O	39:DR:40:MET:HB2	1.94	0.66
10:CJ:84:VAL:HG23	10:CJ:85:ASP:N	2.04	0.66
46:DY:28:LEU:HG	46:DY:42:LEU:HD22	1.77	0.66
22:DA:125:A:C4'	22:DA:126:A:OP2	2.41	0.66
39:BR:1:MET:HA	39:BR:42:ALA:O	1.95	0.66
22:DA:2313:C:HO2'	22:DA:2314:A:H8	1.36	0.66
26:BE:148:ILE:HA	26:BE:187:VAL:HB	1.77	0.66
22:DA:594:U:H2'	22:DA:595:C:C6	2.30	0.66
1:AA:70:U:O2'	1:AA:71:A:C8	2.48	0.66
25:DD:106:LYS:HB3	25:DD:206:ALA:CB	2.24	0.66
21:CU:36:PHE:HD1	21:CU:40:PRO:HB3	1.61	0.66
22:BA:2841:C:H2'	22:BA:2842:G:H8	1.61	0.66
22:DA:172:A:H2'	22:DA:173:A:C8	2.30	0.66
53:CA:1091:U:O2	53:CA:1093:A:H8	1.78	0.66
35:BN:38:LEU:O	35:BN:38:LEU:HD12	1.95	0.66
53:CA:476:U:C6	53:CA:476:U:OP2	2.49	0.66
29:BH:24:GLY:O	29:BH:28:ASN:HB2	1.96	0.66
1:AA:338:A:N1	1:AA:351:G:O6	2.28	0.66
22:BA:1079:C:C4	22:BA:1088:A:H2	2.12	0.66
19:CS:40:PHE:CB	19:CS:41:PRO:HD2	2.24	0.66
22:DA:2666:C:O2'	22:DA:2667:C:C5'	2.42	0.66
53:CA:1239:A:O2'	53:CA:1241:G:C5	2.47	0.66
32:DK:7:MET:CE	32:DK:7:MET:HA	2.26	0.66
17:AQ:12:VAL:HG11	17:AQ:21:VAL:HG13	1.76	0.66
22:BA:2637:U:C2'	22:BA:2638:G:H5'	2.25	0.66
29:BH:5:LEU:HD13	29:BH:13:GLY:HA2	1.78	0.66
24:DC:67:LYS:HB3	24:DC:150:GLY:HA2	1.77	0.66
35:BN:116:VAL:HG22	35:BN:116:VAL:O	1.96	0.66
2:AB:20:ARG:HH12	2:AB:38:HIS:CE1	2.14	0.66
41:BT:29:THR:HB	41:BT:86:THR:CG2	2.25	0.66
22:BA:2310:C:H2'	27:BF:76:PHE:HE1	1.58	0.66
34:BM:13:HIS:O	34:BM:14:LYS:HB2	1.96	0.66
22:BA:933:A:H5'	22:BA:934:U:OP2	1.95	0.66
11:AK:14:GLN:HA	11:AK:76:TYR:O	1.95	0.66
32:DK:60:ALA:HA	32:DK:87:LEU:CD2	2.25	0.66
22:BA:611:C:C2'	22:BA:612:G:H5'	2.25	0.66
22:BA:588:U:H1'	26:BE:85:PHE:CD1	2.31	0.66
22:BA:784:G:H5"	24:BC:225:ASN:HD21	1.59	0.66

Continued on next page...

Continued from previous page...

Atom-1	Atom-2	Interatomic distance (Å)	Clash overlap (Å)
8:CH:54:THR:O	8:CH:56:PRO:HD3	1.95	0.66
41:BT:28:ASN:HA	41:BT:91:GLN:NE2	2.10	0.66
1:AA:439:U:C2'	1:AA:440:C:H5'	2.25	0.66
25:DD:10:GLY:O	25:DD:11:MET:HB2	1.96	0.66
42:DU:26:ASN:O	42:DU:34:ILE:HB	1.96	0.66
20:AT:74:HIS:O	20:AT:78:LEU:HB2	1.96	0.66
41:BT:61:LEU:C	41:BT:61:LEU:HD12	2.15	0.66
29:DH:93:SER:CB	29:DH:121:VAL:HG21	2.26	0.66
1:AA:725:G:H2'	1:AA:726:C:H6	1.60	0.66
22:DA:229:C:O2'	22:DA:230:G:O4'	2.12	0.66
22:DA:2345:G:C6	22:DA:2347:C:N4	2.61	0.66
40:DS:49:LYS:HB3	40:DS:49:LYS:NZ	2.11	0.66
22:DA:1021:A:C2'	22:DA:1022:G:H4'	2.25	0.66
39:BR:4:VAL:HG23	39:BR:39:LEU:HG	1.77	0.66
31:BJ:111:LYS:CD	31:BJ:112:GLY:H	2.06	0.66
17:CQ:46:HIS:HB2	17:CQ:70:LYS:NZ	2.09	0.66
20:CT:3:ILE:O	20:CT:4:LYS:HG2	1.96	0.66
22:DA:287:G:O2'	22:DA:288:U:H5'	1.96	0.66
22:DA:956:G:C2	22:DA:962:G:O6	2.49	0.66
22:BA:142:A:O2'	22:BA:143:C:O4'	2.12	0.66
4:CD:57:LYS:HE2	4:CD:58:GLN:OE1	1.95	0.66
26:DE:105:LEU:HB3	26:DE:200:LEU:HD11	1.78	0.66
53:CA:1084:G:C8	53:CA:1085:U:C6	2.83	0.66
34:BM:31:PHE:CE2	34:BM:110:GLU:HG2	2.31	0.66
48:D0:28:SER:HB3	48:D0:39:ARG:HE	1.61	0.66
32:BK:70:ARG:HD3	32:BK:76:VAL:HG22	1.78	0.66
35:BN:2:ARG:HA	35:BN:5:LYS:HD2	1.76	0.66
26:BE:193:VAL:O	26:BE:197:GLU:HB2	1.96	0.66
22:DA:644:A:O2'	22:DA:645:C:H5'	1.96	0.66
22:BA:1070:A:H2'	22:BA:1097:U:OP1	1.95	0.66
1:AA:1239:A:H2'	1:AA:1298:U:O4	1.96	0.66
10:CJ:5:ARG:HG2	10:CJ:79:PRO:HG3	1.78	0.66
22:DA:1965:C:H5''	22:DA:1965:C:H6	1.59	0.66
22:DA:2654:A:H4'	22:DA:2655:G:OP1	1.96	0.66
32:DK:76:VAL:HB	37:DP:72:VAL:HG22	1.77	0.66
22:BA:1780:A:OP1	62:BA:3680:HOH:O	2.13	0.66
25:DD:107:VAL:H	25:DD:206:ALA:H	1.44	0.66
25:BD:133:THR:HG23	25:BD:134:HIS:CD2	2.30	0.66
21:CU:35:GLU:O	21:CU:36:PHE:HD2	1.78	0.66
30:BI:42:ASN:HA	30:BI:45:THR:HB	1.78	0.66
43:BV:21:ARG:HA	43:BV:25:LYS:O	1.95	0.66

Continued on next page...

Continued from previous page...

Atom-1	Atom-2	Interatomic distance (Å)	Clash overlap (Å)
53:CA:170:U:O2'	53:CA:171:A:H5'	1.96	0.66
53:CA:708:C:H2'	53:CA:709:U:H6	1.60	0.66
18:CR:21:ASP:HB3	18:CR:23:LYS:HG2	1.78	0.66
22:DA:1176:U:H2'	22:DA:1177:G:C8	2.30	0.66
22:BA:2500:U:O2	62:BA:3523:HOH:O	2.12	0.66
22:BA:902:C:N3	22:BA:903:C:C4	2.64	0.66
57:DB:11:C:C5	57:DB:12:C:H5	2.14	0.66
33:BL:77:ILE:HD11	33:BL:108:ALA:HB1	1.78	0.66
25:BD:182:ALA:O	25:BD:184:ARG:N	2.29	0.66
22:DA:1070:A:H5'	22:DA:1071:G:H5''	1.78	0.66
5:CE:80:LEU:O	5:CE:80:LEU:HD13	1.96	0.66
48:D0:37:HIS:CG	48:D0:43:THR:HG22	2.31	0.66
31:BJ:111:LYS:CD	31:BJ:112:GLY:N	2.59	0.66
22:DA:2060:A:H2'	26:DE:63:LYS:HZ2	1.61	0.66
22:DA:2021:C:H4'	22:DA:2022:U:OP2	1.95	0.66
34:BM:133:LYS:O	34:BM:134:THR:HB	1.95	0.66
53:CA:17:U:H2'	53:CA:18:C:H6	1.59	0.66
22:DA:915:C:H2'	22:DA:916:G:H8	1.60	0.66
53:CA:404:G:O6	4:CD:1:ALA:HB2	1.96	0.66
31:DJ:57:LEU:HD11	31:DJ:129:GLU:H	1.60	0.66
39:BR:90:ARG:O	39:BR:91:GLN:HB3	1.96	0.66
26:DE:48:THR:O	26:DE:52:VAL:HG23	1.96	0.66
22:BA:2879:A:H4'	22:BA:2880:C:OP1	1.94	0.66
29:DH:68:ARG:CD	29:DH:71:LYS:HD3	2.26	0.66
22:BA:1319:C:O2'	22:BA:1320:C:H5'	1.96	0.66
36:DO:17:LYS:HE3	36:DO:17:LYS:O	1.96	0.66
22:DA:2333:A:C2	22:DA:2335:A:N6	2.64	0.65
44:BW:23:LYS:HD2	44:BW:24:ARG:N	2.11	0.65
53:CA:1138:G:N2	53:CA:1140:C:C4	2.64	0.65
22:DA:729:G:H3'	22:DA:730:A:H5''	1.77	0.65
5:AE:97:PRO:HA	5:AE:122:VAL:HG12	1.78	0.65
53:CA:1239:A:H62	53:CA:1299:A:H61	1.44	0.65
22:DA:628:G:C6	22:DA:636:G:C2	2.84	0.65
22:BA:1813:G:N3	24:BC:49:THR:CG2	2.57	0.65
22:BA:1019:U:C4	22:BA:1020:A:N6	2.64	0.65
53:CA:256:U:H2'	53:CA:257:G:O4'	1.96	0.65
12:CL:98:ARG:HD3	12:CL:103:CYS:SG	2.36	0.65
53:CA:1118:U:H1'	53:CA:1179:A:C4	2.31	0.65
36:DO:13:ARG:O	36:DO:17:LYS:HB2	1.96	0.65
5:CE:107:GLY:O	5:CE:111:ARG:HB2	1.96	0.65
42:BU:100:GLU:O	42:BU:101:THR:HB	1.96	0.65

Continued on next page...

Continued from previous page...

Atom-1	Atom-2	Interatomic distance (Å)	Clash overlap (Å)
2:CB:9:LEU:HD23	2:CB:9:LEU:H	1.60	0.65
48:D0:4:GLN:HG2	48:D0:4:GLN:O	1.96	0.65
3:CC:126:ARG:HE	3:CC:126:ARG:HA	1.60	0.65
3:CC:26:LYS:HA	3:CC:26:LYS:HE3	1.77	0.65
22:DA:1594:U:H2'	22:DA:1595:C:C6	2.31	0.65
4:CD:66:VAL:HG22	4:CD:96:ARG:NH1	2.10	0.65
8:AH:28:SER:HB2	8:AH:58:LEU:HB2	1.76	0.65
22:BA:902:C:C4	22:BA:903:C:C4	2.83	0.65
22:DA:2267:A:H61	22:DA:2272:U:H3	1.44	0.65
53:CA:704:A:O2'	53:CA:705:G:H8	1.78	0.65
51:D3:31:ILE:HG21	51:D3:34:LYS:HZ3	1.61	0.65
38:DQ:50:ARG:N	38:DQ:50:ARG:HD2	2.11	0.65
38:BQ:69:ARG:CB	38:BQ:69:ARG:HH21	2.09	0.65
10:AJ:53:ILE:HG22	10:AJ:61:ALA:CB	2.25	0.65
21:AU:3:ILE:HA	21:AU:19:LYS:NZ	2.10	0.65
53:CA:738:C:H2'	53:CA:739:C:H6	1.59	0.65
28:DG:162:ARG:HB2	28:DG:166:GLU:HB3	1.78	0.65
1:AA:683:G:H21	11:AK:39:ASN:HA	1.60	0.65
22:DA:558:U:OP1	31:DJ:113:PRO:HD2	1.96	0.65
53:CA:1533:C:C2'	53:CA:1534:A:H5''	2.26	0.65
50:D2:22:MET:HG2	50:D2:22:MET:O	1.96	0.65
53:CA:615:G:H2'	53:CA:616:G:H8	1.60	0.65
30:DI:104:GLN:HA	30:DI:107:GLU:HB2	1.78	0.65
22:BA:1045:C:C3'	22:BA:1046:A:H5'	2.26	0.65
34:DM:27:SER:N	34:DM:66:ARG:NH2	2.39	0.65
9:CI:58:GLU:HG3	9:CI:59:LYS:H	1.61	0.65
17:AQ:20:ILE:N	17:AQ:47:ASP:OD1	2.29	0.65
53:CA:982:U:H4'	53:CA:983:A:C5'	2.25	0.65
3:AC:119:ILE:HD11	3:AC:133:MET:HA	1.78	0.65
33:BL:55:MET:HA	33:BL:55:MET:CE	2.27	0.65
26:BE:147:LEU:HD23	26:BE:183:PHE:CD1	2.31	0.65
10:AJ:29:ALA:HB1	10:AJ:36:VAL:HG21	1.79	0.65
32:BK:21:CYS:HA	32:BK:41:ILE:HD12	1.77	0.65
53:CA:642:A:HO2'	53:CA:643:C:H6	1.34	0.65
24:BC:140:VAL:CG1	24:BC:189:ALA:HB1	2.26	0.65
22:BA:1856:U:H2'	22:BA:1857:G:H5'	1.77	0.65
27:BF:45:ASP:HB3	27:BF:48:LEU:HB2	1.79	0.65
53:CA:954:G:H1	53:CA:1228:C:N4	1.93	0.65
22:DA:2624:G:C2	22:DA:2625:G:H1'	2.31	0.65
1:AA:1381:U:HO2'	1:AA:1382:C:H6	1.43	0.65
29:BH:96:THR:O	29:BH:97:ARG:HG3	1.95	0.65

Continued on next page...

Continued from previous page...

Atom-1	Atom-2	Interatomic distance (Å)	Clash overlap (Å)
3:AC:56:ILE:HG12	3:AC:65:VAL:HG22	1.78	0.65
33:DL:20:GLY:HA2	33:DL:28:GLY:HA2	1.79	0.65
22:BA:1084:A:H2'	22:BA:1085:A:H8	1.60	0.65
53:CA:1146:A:O2'	53:CA:1147:C:C5'	2.44	0.65
22:DA:184:C:H2'	22:DA:185:G:C8	2.31	0.65
28:BG:84:LYS:HD2	28:BG:133:LYS:HG2	1.78	0.65
1:AA:408:A:P	4:AD:109:THR:HG21	2.36	0.65
22:DA:686:U:H6	22:DA:788:A:N1	1.94	0.65
41:DT:29:THR:H	41:DT:87:LEU:CB	2.10	0.65
53:CA:1458:G:O2'	20:CT:22:SER:CB	2.44	0.65
5:CE:148:SER:H	5:CE:151:MET:CE	2.09	0.65
36:DO:30:ARG:HH12	36:DO:102:ARG:HB2	1.60	0.65
41:BT:5:GLU:OE1	46:BY:18:LEU:HD11	1.96	0.65
1:AA:667:G:H4'	15:AO:50:HIS:ND1	2.11	0.65
26:DE:105:LEU:HD12	26:DE:200:LEU:HD11	1.77	0.65
26:BE:79:ARG:CG	26:BE:80:SER:H	2.09	0.65
1:AA:1386:G:H2'	1:AA:1387:G:H8	1.61	0.65
22:DA:2829:A:H2'	22:DA:2830:C:H5'	1.76	0.65
21:CU:15:LEU:HD12	21:CU:15:LEU:O	1.96	0.65
3:AC:134:LYS:HE3	3:AC:138:GLN:NE2	2.10	0.65
22:BA:666:A:H4'	33:BL:48:ARG:HD2	1.78	0.65
24:BC:85:ASN:OD1	24:BC:85:ASN:N	2.30	0.65
28:DG:167:VAL:HG23	28:DG:168:VAL:H	1.61	0.65
22:DA:2197:U:C5	22:DA:2224:G:C6	2.84	0.65
22:BA:994:C:H1'	39:BR:10:LYS:HZ1	1.61	0.65
22:DA:2324:U:H5'	22:DA:2325:G:H5''	1.78	0.65
22:DA:2331:G:H1'	44:DW:40:ARG:HB3	1.78	0.65
22:BA:923:G:N2	44:BW:23:LYS:HZ3	1.93	0.65
22:DA:1817:G:HO2'	22:DA:1818:U:H5'	1.61	0.65
22:BA:136:G:H2'	22:BA:137:U:C5	2.30	0.65
22:DA:2392:A:C8	22:DA:2429:G:C2	2.85	0.65
1:AA:1123:U:H5''	1:AA:1124:G:OP2	1.97	0.65
14:AN:42:ASN:HD21	14:AN:46:LYS:NZ	1.95	0.65
22:DA:354:A:H2'	22:DA:355:U:O4'	1.96	0.65
1:AA:1348:U:H2'	1:AA:1349:A:C8	2.29	0.65
9:AI:119:LYS:HG3	9:AI:122:ARG:HB3	1.79	0.65
36:BO:30:ARG:HG2	36:BO:31:THR:N	2.11	0.65
53:CA:1038:C:H2'	53:CA:1039:G:H8	1.58	0.65
22:BA:2199:A:H5''	22:BA:2199:A:H8	1.62	0.65
4:CD:61:ARG:HH21	4:CD:67:LEU:HA	1.62	0.65
22:BA:364:C:H2'	22:BA:365:U:C6	2.31	0.65

Continued on next page...

Continued from previous page...

Atom-1	Atom-2	Interatomic distance (Å)	Clash overlap (Å)
28:BG:82:PHE:CE2	28:BG:137:LYS:HB2	2.31	0.65
1:AA:1025:U:H5''	1:AA:1026:G:H5'	1.77	0.65
22:DA:1830:C:H5'	24:DC:14:HIS:CE1	2.32	0.65
22:BA:1970:A:H4'	22:BA:1971:U:O5'	1.95	0.65
20:CT:30:PHE:HE2	20:CT:52:GLU:HG2	1.61	0.65
20:AT:14:GLU:HA	20:AT:17:ARG:HB2	1.79	0.65
22:DA:2093:G:H21	22:DA:2198:A:N6	1.95	0.65
22:DA:1537:G:H2'	22:DA:1538:G:C4'	2.23	0.65
42:DU:81:ARG:HD2	42:DU:81:ARG:N	2.11	0.65
41:BT:51:PHE:O	41:BT:52:GLU:HG2	1.96	0.65
22:DA:2423:U:O2'	22:DA:2425:A:H2'	1.97	0.65
5:AE:80:LEU:HD23	5:AE:122:VAL:CG1	2.24	0.65
25:DD:12:THR:HG22	25:DD:13:ARG:O	1.96	0.65
26:DE:130:LYS:CB	26:DE:133:LEU:HB3	2.25	0.65
22:DA:2307:G:H1'	22:DA:2308:G:C5	2.32	0.65
53:CA:818:G:C2'	53:CA:819:A:H5''	2.26	0.65
1:AA:98:A:H2'	1:AA:99:C:H6	1.61	0.65
22:DA:2504:U:H5''	62:DA:3510:HOH:O	1.95	0.65
1:AA:464:U:C2	1:AA:466:A:H5'	2.31	0.65
24:BC:70:LYS:HE2	24:BC:73:ILE:CD1	2.26	0.65
28:BG:10:VAL:HG23	28:BG:10:VAL:O	1.96	0.65
24:BC:141:HIS:NE2	24:BC:194:VAL:HA	2.12	0.65
53:CA:1382:C:O2'	53:CA:1383:C:H5'	1.95	0.65
34:DM:49:ALA:O	34:DM:120:ALA:HB1	1.96	0.65
3:CC:134:LYS:HD3	3:CC:138:GLN:OE1	1.96	0.65
10:CJ:63:ASP:OD2	14:CN:84:ARG:NH1	2.30	0.65
1:AA:1343:G:H4'	9:AI:123:ARG:HB3	1.78	0.65
29:BH:82:SER:O	29:BH:83:LYS:HB2	1.97	0.65
35:BN:24:MET:HG2	35:BN:44:LEU:HD22	1.78	0.65
22:DA:63:A:N6	22:DA:91:A:N6	2.45	0.65
20:CT:74:HIS:O	20:CT:78:LEU:HB2	1.96	0.65
14:CN:47:LEU:O	14:CN:50:LEU:HG	1.96	0.65
22:BA:1161:C:H1'	39:BR:8:GLY:O	1.97	0.65
53:CA:1144:G:H21	53:CA:1146:A:H62	1.44	0.65
53:CA:112:G:C2	53:CA:330:C:N4	2.65	0.65
22:DA:1555:G:H2'	22:DA:1556:C:C6	2.30	0.65
28:BG:83:THR:HA	28:BG:84:LYS:CE	2.27	0.65
1:AA:484:G:C4'	1:AA:485:U:O5'	2.41	0.65
25:DD:113:SER:HB2	25:DD:168:GLU:OE1	1.96	0.65
22:DA:1666:G:O3'	32:DK:6:THR:HG23	1.97	0.65
27:BF:134:GLN:HE22	27:BF:149:ARG:HB3	1.61	0.65

Continued on next page...

Continued from previous page...

Atom-1	Atom-2	Interatomic distance (Å)	Clash overlap (Å)
17:CQ:59:GLU:HB3	17:CQ:76:ARG:O	1.97	0.65
29:BH:38:PRO:HB2	29:BH:40:THR:HG23	1.76	0.65
53:CA:696:A:H8	53:CA:696:A:O5'	1.80	0.65
22:DA:1635:A:H2'	22:DA:1636:U:O4'	1.96	0.65
1:AA:115:G:H4'	1:AA:116:A:O5'	1.96	0.65
53:CA:1430:A:H2'	53:CA:1431:A:O4'	1.96	0.65
22:BA:2492:U:H2'	22:BA:2493:U:H6	1.62	0.65
13:AM:18:LEU:O	13:AM:24:VAL:HG21	1.96	0.65
22:BA:1847:A:H4'	22:BA:1848:A:OP2	1.92	0.65
22:DA:797:G:OP1	26:DE:57:LYS:HG2	1.96	0.65
1:AA:1072:G:H2'	1:AA:1073:U:C6	2.32	0.65
22:BA:930:G:H1'	47:BZ:24:LEU:HD21	1.79	0.65
22:DA:455:C:H42	22:DA:473:G:H5'	1.61	0.65
11:AK:126:ARG:CA	21:AU:33:ARG:HH12	2.09	0.65
22:DA:1277:G:H5'	35:DN:20:MET:HE3	1.79	0.65
53:CA:1217:C:H2'	53:CA:1218:C:H6	1.62	0.65
22:BA:2135:A:HO2'	22:BA:2136:G:H8	0.73	0.65
22:DA:974:G:H1'	22:DA:975:A:C8	2.31	0.65
23:BB:33:G:O2'	23:BB:34:A:H5'	1.97	0.65
22:BA:826:U:O2'	33:BL:53:GLY:HA3	1.96	0.65
22:DA:1258:U:H2'	22:DA:1259:G:H8	1.59	0.65
6:AF:71:ILE:HD11	6:AF:89:VAL:HG21	1.78	0.65
37:BP:112:ARG:C	37:BP:113:LEU:HD23	2.17	0.65
40:DS:24:ILE:HG21	40:DS:36:LEU:HD21	1.79	0.65
7:AG:4:ARG:NE	7:AG:4:ARG:HA	2.12	0.65
40:DS:84:ARG:HB3	40:DS:96:ILE:HG23	1.78	0.65
11:CK:92:ARG:HH22	21:CU:19:LYS:HD2	1.61	0.65
22:DA:1399:C:H2'	22:DA:1400:U:C6	2.32	0.65
57:DB:17:C:O2'	57:DB:18:G:H5'	1.97	0.65
44:BW:28:GLU:HG3	44:BW:29:SER:H	1.61	0.65
53:CA:982:U:H4'	53:CA:983:A:H5'	1.77	0.65
22:DA:503:A:N3	22:DA:505:A:H2'	2.12	0.65
4:CD:29:THR:HG22	4:CD:30:LYS:HD3	1.78	0.65
22:DA:142:A:O2'	22:DA:143:C:C6	2.49	0.65
53:CA:1170:A:H2'	53:CA:1171:A:O4'	1.96	0.65
43:DV:16:ALA:HA	43:DV:19:ARG:CZ	2.27	0.65
30:DI:51:GLY:O	30:DI:52:LEU:HB2	1.95	0.65
24:BC:16:VAL:H	24:BC:203:VAL:CG1	2.10	0.65
22:DA:2617:U:H2'	22:DA:2618:G:H5'	1.78	0.65
2:AB:202:ASN:ND2	2:AB:205:ALA:HB2	2.10	0.65
22:BA:1288:G:C4	22:BA:1327:A:C2	2.85	0.65

Continued on next page...

Continued from previous page...

Atom-1	Atom-2	Interatomic distance (Å)	Clash overlap (Å)
10:CJ:38:GLY:O	10:CJ:40:ILE:HD12	1.95	0.65
54:CG:128:GLU:HG3	54:CG:130:LYS:H	1.61	0.65
3:AC:21:TRP:HB3	3:AC:58:ARG:H	1.62	0.65
22:DA:1359:A:C2	22:DA:1360:G:H1'	2.32	0.65
22:DA:2058:A:N6	22:DA:2059:A:N6	2.45	0.65
1:AA:1370:G:O5'	9:AI:110:VAL:HG21	1.97	0.65
1:AA:807:A:H2'	1:AA:808:C:C6	2.31	0.65
22:BA:894:U:H2'	22:BA:895:U:C6	2.31	0.65
1:AA:633:G:H2'	1:AA:634:C:H6	1.61	0.65
44:DW:18:LYS:HD3	44:DW:19:ARG:HG2	1.79	0.65
53:CA:113:G:H21	53:CA:353:A:H8	1.43	0.65
22:DA:192:C:OP1	62:DA:3720:HOH:O	2.14	0.65
1:AA:210:C:H4'	1:AA:211:G:N2	2.12	0.65
22:DA:922:C:H2'	22:DA:923:G:H8	1.62	0.65
22:DA:1590:A:H2'	22:DA:1591:A:H8	1.62	0.65
49:B1:49:LYS:O	49:B1:50:GLU:HB3	1.96	0.65
22:BA:26:G:H1'	22:BA:514:A:N6	2.11	0.65
53:CA:1514:G:H2'	53:CA:1515:G:C8	2.31	0.65
39:BR:68:ARG:HH11	39:BR:90:ARG:HH11	1.45	0.65
62:BA:3286:HOH:O	26:BE:98:LYS:HE2	1.96	0.65
22:BA:90:U:H2'	22:BA:91:A:C8	2.32	0.65
12:CL:19:ASN:H	12:CL:19:ASN:HD22	1.43	0.65
22:DA:36:G:C6	22:DA:445:C:N4	2.65	0.64
42:DU:3:LYS:HG2	42:DU:84:PHE:CZ	2.30	0.64
53:CA:1134:G:C6	53:CA:1135:U:H1'	2.31	0.64
5:AE:155:LYS:HA	5:AE:158:LYS:HZ2	1.61	0.64
1:AA:76:G:H2'	1:AA:76:G:N3	2.13	0.64
17:CQ:46:HIS:NE2	17:CQ:48:GLU:HG2	2.12	0.64
27:BF:134:GLN:H	27:BF:134:GLN:NE2	1.95	0.64
22:DA:2147:A:OP1	22:DA:2147:A:H4'	1.96	0.64
22:BA:2577:A:H5''	22:BA:2578:G:C5'	2.27	0.64
29:BH:12:LEU:HD12	29:BH:19:VAL:HG11	1.78	0.64
22:DA:1737:G:H5'	22:DA:1738:G:OP2	1.96	0.64
55:CM:13:HIS:HB3	55:CM:16:ILE:HD13	1.80	0.64
28:BG:11:PRO:O	28:BG:14:VAL:HG22	1.97	0.64
28:BG:15:ASP:CG	28:BG:16:VAL:N	2.50	0.64
32:BK:21:CYS:SG	32:BK:39:ILE:HD11	2.36	0.64
8:AH:17:GLN:HE21	8:AH:71:VAL:CG2	2.09	0.64
45:BX:52:ALA:O	45:BX:53:LYS:CB	2.42	0.64
53:CA:1303:C:O2	53:CA:1303:C:H2'	1.97	0.64
22:BA:725:G:C6	22:BA:726:G:N1	2.65	0.64

Continued on next page...

Continued from previous page...

Atom-1	Atom-2	Interatomic distance (Å)	Clash overlap (Å)
22:BA:1009:A:P	31:BJ:39:LYS:HZ1	2.20	0.64
34:BM:21:ALA:HA	34:BM:97:GLN:HG2	1.79	0.64
28:DG:72:ASN:O	28:DG:76:ILE:HG12	1.98	0.64
11:CK:96:ILE:HG21	11:CK:109:ILE:HD11	1.79	0.64
8:AH:21:LYS:HE2	8:AH:21:LYS:HA	1.78	0.64
22:DA:2226:C:H2'	22:DA:2227:A:O4'	1.98	0.64
22:BA:903:C:H2'	22:BA:904:G:C8	2.28	0.64
53:CA:263:A:OP1	20:CT:73:ARG:NH1	2.27	0.64
22:DA:1440:U:O2'	22:DA:1441:G:H5'	1.98	0.64
22:BA:587:C:H42	33:BL:33:ARG:HD3	1.63	0.64
53:CA:971:G:H5''	53:CA:972:C:H5''	1.79	0.64
22:DA:1338:G:H2'	22:DA:1339:G:H5'	1.79	0.64
12:AL:33:CYS:HB3	12:AL:54:VAL:HG22	1.80	0.64
22:DA:279:A:N6	22:DA:361:G:O2'	2.30	0.64
17:CQ:3:LYS:HZ3	17:CQ:6:THR:HG21	1.60	0.64
31:BJ:130:HIS:CD2	31:BJ:132:HIS:H	2.14	0.64
12:CL:19:ASN:H	12:CL:19:ASN:ND2	1.95	0.64
22:BA:2478:A:H5'	52:B4:32:LYS:HD3	1.79	0.64
22:BA:1278:C:H2'	22:BA:1279:G:H8	1.61	0.64
22:DA:1706:C:H4'	22:DA:1707:G:OP2	1.96	0.64
22:BA:2355:G:H4'	44:BW:20:LEU:HD13	1.78	0.64
22:BA:372:G:O2'	22:BA:400:G:O6	2.10	0.64
57:DB:16:G:O6	57:DB:69:G:C5	2.51	0.64
57:DB:57:A:C6	58:DF:25:MET:HG2	2.33	0.64
41:BT:39:THR:CG2	41:BT:41:ALA:HB3	2.26	0.64
41:BT:49:LYS:HB2	41:BT:50:LEU:HD12	1.78	0.64
1:AA:921:U:O2	5:AE:23:THR:HB	1.97	0.64
22:DA:1241:A:H5'	22:DA:1241:A:N3	2.12	0.64
32:BK:116:ILE:HD12	32:BK:117:SER:N	2.11	0.64
23:BB:28:C:O2'	23:BB:29:A:H5'	1.96	0.64
22:DA:2461:A:H1'	22:DA:2492:U:N3	2.12	0.64
53:CA:1072:G:H2'	53:CA:1073:U:C6	2.32	0.64
53:CA:1520:C:H2'	53:CA:1521:C:H6	1.60	0.64
22:DA:1510:G:O2'	22:DA:1511:G:O4'	2.16	0.64
58:DF:5:ASP:C	58:DF:7:TYR:H	2.01	0.64
26:DE:110:SER:O	26:DE:113:VAL:HG12	1.97	0.64
14:AN:12:ARG:HG2	14:AN:53:ASP:HB3	1.79	0.64
40:BS:88:ARG:CG	40:BS:88:ARG:HH21	2.10	0.64
1:AA:1251:A:H2'	1:AA:1252:A:C8	2.33	0.64
34:BM:77:PRO:HD2	34:BM:80:VAL:HG11	1.79	0.64
4:AD:106:PHE:CG	4:AD:144:ILE:HD11	2.32	0.64

Continued on next page...

Continued from previous page...

Atom-1	Atom-2	Interatomic distance (Å)	Clash overlap (Å)
31:DJ:65:THR:O	31:DJ:68:LYS:NZ	2.27	0.64
30:DI:76:ALA:HB2	30:DI:131:THR:HB	1.80	0.64
32:DK:13:ASN:H	32:DK:13:ASN:HD22	1.44	0.64
25:BD:106:LYS:H	25:BD:106:LYS:HD2	1.60	0.64
22:DA:2298:A:O2'	22:DA:2299:U:O4'	2.16	0.64
53:CA:961:U:O4	53:CA:983:A:N6	2.30	0.64
53:CA:1215:G:HO2'	53:CA:1216:A:H8	1.42	0.64
2:AB:133:ALA:O	2:AB:137:THR:HG23	1.97	0.64
34:DM:35:ALA:HB3	34:DM:99:GLY:H	1.62	0.64
4:AD:129:VAL:HG13	4:AD:131:ILE:HD12	1.80	0.64
57:DB:5:U:H2'	57:DB:6:G:H8	1.60	0.64
25:BD:12:THR:CG2	25:BD:13:ARG:N	2.60	0.64
9:CI:71:ILE:CD1	9:CI:72:SER:H	2.11	0.64
37:BP:33:GLU:HA	37:BP:38:ARG:HH11	1.61	0.64
42:DU:58:VAL:HG12	42:DU:60:LYS:H	1.61	0.64
56:CP:48:GLU:HG3	56:CP:51:ARG:HH21	1.62	0.64
22:BA:2520:C:C6	22:BA:2567:G:H1'	2.33	0.64
36:DO:11:ALA:HB2	36:DO:96:GLY:N	2.13	0.64
22:BA:2282:G:H4'	22:BA:2389:G:O2'	1.98	0.64
22:DA:1275:A:H2'	22:DA:1275:A:N3	2.12	0.64
22:DA:507:A:OP2	22:DA:507:A:H2'	1.97	0.64
22:DA:332:A:C5	22:DA:335:C:N4	2.66	0.64
58:DF:65:LEU:HD23	58:DF:65:LEU:H	1.63	0.64
35:DN:2:ARG:HG2	35:DN:5:LYS:HD3	1.80	0.64
24:DC:68:ARG:HH12	24:DC:115:ILE:CD1	2.10	0.64
1:AA:72:A:H61	1:AA:99:C:H1'	1.61	0.64
8:CH:68:LYS:HD3	8:CH:69:ALA:H	1.60	0.64
46:DY:4:LYS:H	46:DY:4:LYS:HD3	1.62	0.64
8:AH:88:LYS:HG3	8:AH:89:ASP:N	2.12	0.64
35:BN:38:LEU:HB3	35:BN:39:PRO:HD3	1.77	0.64
24:BC:61:TYR:HD2	24:BC:85:ASN:HD22	1.44	0.64
19:AS:41:PRO:O	19:AS:44:ILE:HG13	1.97	0.64
51:D3:6:VAL:HG12	51:D3:9:ALA:H	1.62	0.64
47:DZ:20:LYS:O	47:DZ:24:LEU:HD13	1.97	0.64
26:DE:111:GLU:HA	26:DE:114:ARG:HE	1.63	0.64
7:AG:30:MET:HG2	7:AG:31:VAL:N	2.12	0.64
47:BZ:13:ILE:HG22	47:BZ:14:GLY:N	2.12	0.64
33:BL:87:GLY:O	33:BL:89:VAL:N	2.30	0.64
31:BJ:6:ALA:HB2	31:BJ:45:THR:HG21	1.78	0.64
22:DA:454:A:C4'	22:DA:455:C:OP2	2.29	0.64
1:AA:204:G:H1'	1:AA:465:A:C2	2.33	0.64

Continued on next page...

Continued from previous page...

Atom-1	Atom-2	Interatomic distance (Å)	Clash overlap (Å)
38:BQ:114:ALA:C	38:BQ:116:LEU:H	1.99	0.64
53:CA:198:G:O6	53:CA:220:G:C4	2.51	0.64
4:CD:25:ARG:HG2	4:CD:25:ARG:NH1	2.13	0.64
22:DA:1954:G:O2'	22:DA:1955:U:P	2.56	0.64
1:AA:1279:G:H1'	1:AA:1282:C:H42	1.61	0.64
35:DN:97:ILE:HD11	35:DN:99:LYS:NZ	2.13	0.64
25:BD:90:PHE:HB2	25:BD:92:VAL:HG23	1.79	0.64
22:BA:2484:G:OP1	34:BM:44:ARG:HD3	1.97	0.64
22:DA:2822:G:H5''	25:DD:164:GLN:NE2	2.11	0.64
33:BL:55:MET:HE2	33:BL:56:PRO:CD	2.28	0.64
2:CB:47:PRO:HA	2:CB:50:ASN:HB2	1.80	0.64
22:DA:675:A:OP1	26:DE:60:TRP:CZ2	2.49	0.64
11:AK:22:ILE:HD11	11:AK:85:VAL:HG13	1.78	0.64
51:B3:53:ASP:HA	51:B3:56:LEU:HD23	1.78	0.64
24:DC:140:VAL:HG22	24:DC:161:VAL:O	1.98	0.64
22:BA:1149:G:O2'	22:BA:1150:C:H5'	1.97	0.64
1:AA:1452:C:H5'	1:AA:1453:G:C5	2.33	0.64
15:AO:23:SER:HB3	15:AO:26:VAL:HG23	1.78	0.64
46:BY:5:GLU:O	46:BY:8:GLU:HB2	1.97	0.64
19:CS:54:ARG:HG2	19:CS:55:GLN:H	1.62	0.64
25:DD:33:ARG:HH21	25:DD:51:THR:HG22	1.63	0.64
32:DK:10:VAL:HG13	32:DK:12:ASP:OD1	1.96	0.64
53:CA:844:G:O2'	53:CA:845:A:H5''	1.98	0.64
22:BA:2276:G:OP2	34:BM:83:GLY:O	2.16	0.64
22:DA:1682:G:H2'	22:DA:1683:U:C5	2.32	0.64
38:BQ:91:ARG:CZ	39:BR:11:GLN:H	2.11	0.64
22:DA:2348:U:H2'	22:DA:2349:G:H8	1.62	0.64
53:CA:1409:C:H5'	22:DA:1916:A:N1	2.12	0.64
35:DN:37:THR:HB	35:DN:40:LYS:HB2	1.80	0.64
22:DA:1054:A:C4	22:DA:1055:G:H1'	2.32	0.64
22:BA:2390:U:OP2	51:B3:34:LYS:HE2	1.98	0.64
22:DA:125:A:H5''	50:D2:19:ARG:HD3	1.79	0.64
53:CA:1219:A:OP1	14:CN:52:ARG:HG3	1.98	0.64
5:AE:11:GLN:HA	5:AE:11:GLN:NE2	2.09	0.64
22:DA:668:A:C5	22:DA:670:A:N7	2.65	0.64
26:BE:44:ARG:HG3	26:BE:44:ARG:NH2	2.03	0.64
34:DM:34:LYS:HD3	34:DM:131:VAL:HG21	1.80	0.64
53:CA:1105:A:H2'	53:CA:1106:G:C8	2.31	0.64
53:CA:876:C:H1'	8:CH:11:THR:HG21	1.80	0.64
41:DT:67:VAL:HB	41:DT:76:ARG:HG3	1.80	0.64
27:BF:40:GLY:HA2	27:BF:84:ILE:HD11	1.77	0.64

Continued on next page...

Continued from previous page...

Atom-1	Atom-2	Interatomic distance (Å)	Clash overlap (Å)
25:DD:89:GLU:HG2	25:DD:94:GLN:HE22	1.62	0.64
17:CQ:29:LYS:HE2	17:CQ:36:PHE:CE1	2.33	0.64
12:AL:6:LEU:HD23	17:AQ:33:TYR:CE2	2.32	0.64
51:B3:54:LEU:O	51:B3:58:ILE:HG13	1.97	0.64
22:BA:1179:G:H3'	22:BA:1180:U:C4'	2.14	0.64
22:BA:904:G:C2	22:BA:905:A:C8	2.86	0.64
22:DA:67:U:H2'	22:DA:68:G:C8	2.30	0.64
22:BA:587:C:N3	33:BL:33:ARG:NH2	2.43	0.64
38:BQ:4:LYS:NZ	38:BQ:7:VAL:HG13	2.12	0.64
22:BA:1248:G:OP2	26:BE:44:ARG:NH1	2.31	0.64
53:CA:251:G:H4'	53:CA:252:U:C5'	2.28	0.64
21:CU:39:LYS:N	21:CU:40:PRO:CD	2.61	0.64
53:CA:1336:C:H1'	53:CA:1337:G:C2	2.33	0.64
53:CA:205:A:C5	53:CA:206:C:N4	2.65	0.64
22:DA:172:A:H2'	22:DA:173:A:H8	1.61	0.64
1:AA:666:G:H5'	1:AA:726:C:H1'	1.78	0.64
22:DA:150:U:H2'	22:DA:151:C:C6	2.32	0.64
62:BA:3241:HOH:O	26:BE:81:GLY:HA2	1.97	0.64
1:AA:1256:A:H5''	3:AC:26:LYS:HE2	1.79	0.64
22:BA:2804:U:H2'	22:BA:2805:C:C6	2.33	0.64
26:DE:119:ILE:HG13	26:DE:119:ILE:O	1.97	0.64
22:BA:2211:A:O2'	22:BA:2212:A:OP1	2.16	0.64
38:DQ:78:PHE:CZ	38:DQ:82:LEU:HD11	2.33	0.64
1:AA:715:A:H2'	1:AA:716:A:C8	2.33	0.64
22:BA:996:A:O2'	38:BQ:91:ARG:HG3	1.98	0.64
22:DA:1387:A:C5'	22:DA:1469:A:H1'	2.26	0.64
22:BA:923:G:N3	44:BW:23:LYS:CE	2.59	0.64
1:AA:843:U:H2'	1:AA:844:G:H5'	1.80	0.64
5:AE:109:ALA:O	5:AE:110:MET:HG2	1.97	0.64
22:DA:298:G:H2'	22:DA:339:U:O4	1.97	0.64
54:CG:107:ALA:O	54:CG:118:ARG:HB3	1.98	0.64
34:BM:43:ALA:CA	34:BM:46:ILE:HG13	2.25	0.64
22:BA:2136:G:O2'	22:BA:2137:U:C6	2.51	0.64
21:CU:36:PHE:HB3	21:CU:40:PRO:HD3	1.78	0.64
20:AT:53:MET:HE1	20:AT:57:VAL:HG21	1.79	0.64
41:BT:2:ILE:HG13	41:BT:3:ARG:NH2	2.13	0.64
53:CA:931:C:H2'	53:CA:932:C:H6	1.63	0.64
17:CQ:29:LYS:HB2	17:CQ:36:PHE:CE1	2.33	0.64
22:BA:170:U:H2'	22:BA:171:U:H6	1.63	0.64
34:DM:61:GLY:HA2	34:DM:107:GLY:HA3	1.79	0.64
12:AL:85:ARG:CZ	12:AL:87:LYS:HB3	2.27	0.64

Continued on next page...

Continued from previous page...

Atom-1	Atom-2	Interatomic distance (Å)	Clash overlap (Å)
1:AA:1016:A:C8	1:AA:1017:U:H1'	2.33	0.64
22:DA:992:C:H4'	39:DR:74:ILE:HD13	1.80	0.64
22:BA:2220:U:H2'	22:BA:2221:G:H8	1.62	0.64
22:BA:2233:U:H2'	22:BA:2234:G:C8	2.33	0.64
31:BJ:74:TYR:HB2	31:BJ:87:ALA:O	1.98	0.64
2:CB:56:LEU:HD22	2:CB:59:ILE:HD11	1.80	0.64
22:DA:1611:C:HO2'	22:DA:1612:C:H6	1.40	0.64
22:BA:2353:G:H1'	44:BW:30:VAL:CG1	2.28	0.64
22:DA:301:G:C6	22:DA:302:C:N4	2.66	0.64
22:DA:83:A:H61	22:DA:101:A:H5'	1.62	0.64
32:DK:21:CYS:SG	32:DK:39:ILE:CG2	2.86	0.64
22:DA:185:G:C6	22:DA:212:G:C2	2.86	0.64
53:CA:87:C:O2'	53:CA:88:U:C4'	2.46	0.64
5:AE:100:GLU:HB3	5:AE:121:ASN:HA	1.80	0.64
5:AE:114:LEU:HG	5:AE:119:VAL:CG2	2.28	0.64
53:CA:989:U:H2'	53:CA:990:C:H5'	1.79	0.64
53:CA:532:A:C8	3:CC:192:TYR:HE2	2.15	0.64
22:DA:991:C:OP2	22:DA:1186:G:OP2	2.15	0.64
32:DK:76:VAL:O	37:DP:71:ARG:HG3	1.98	0.64
1:AA:198:G:C2'	1:AA:199:A:H8	2.10	0.64
1:AA:1285:A:H5'	1:AA:1286:U:O4	1.98	0.64
22:DA:1522:A:H1'	22:DA:1524:G:C4	2.33	0.64
3:AC:15:LYS:HG3	3:AC:16:PRO:HD2	1.80	0.64
27:BF:39:VAL:HG11	27:BF:49:LEU:HD13	1.79	0.64
1:AA:182:A:N3	1:AA:184:G:C8	2.66	0.64
9:AI:112:ARG:HH22	10:AJ:64:GLN:HE22	1.46	0.64
3:AC:52:SER:HB2	3:AC:111:ASP:OD2	1.98	0.64
7:AG:68:VAL:HB	7:AG:99:ALA:HB1	1.79	0.64
4:CD:89:LEU:HD23	4:CD:199:ILE:HD11	1.80	0.64
22:BA:995:C:H5'	22:BA:995:C:H6	1.62	0.63
2:AB:89:PHE:CZ	2:AB:153:MET:HB2	2.33	0.63
37:BP:51:ASN:C	37:BP:52:ARG:HG2	2.18	0.63
53:CA:1147:C:O2'	53:CA:1148:U:H6	1.80	0.63
9:CI:48:ARG:HH21	9:CI:57:VAL:HG21	1.62	0.63
10:CJ:5:ARG:HH21	10:CJ:77:VAL:HG13	1.61	0.63
10:CJ:80:THR:O	10:CJ:84:VAL:HG22	1.99	0.63
5:AE:114:LEU:HD21	5:AE:122:VAL:CG2	2.28	0.63
14:CN:33:VAL:HG22	14:CN:40:ARG:HH21	1.61	0.63
14:CN:62:ARG:HE	14:CN:69:PRO:HA	1.63	0.63
3:AC:76:ILE:HD11	3:AC:102:ILE:HG12	1.80	0.63
53:CA:1052:U:H5''	53:CA:1053:G:OP2	1.98	0.63

Continued on next page...

Continued from previous page...

Atom-1	Atom-2	Interatomic distance (Å)	Clash overlap (Å)
39:BR:97:LYS:O	39:BR:98:ILE:HB	1.98	0.63
22:DA:876:C:C2	22:DA:877:A:N7	2.66	0.63
41:DT:28:ASN:HB2	41:DT:87:LEU:HB3	1.79	0.63
26:BE:119:ILE:HD13	26:BE:187:VAL:HA	1.80	0.63
22:DA:2230:G:H2'	22:DA:2231:U:H6	1.63	0.63
24:BC:12:ARG:HG2	24:BC:12:ARG:HH11	1.62	0.63
24:BC:13:ARG:HG2	24:BC:14:HIS:CD2	2.33	0.63
53:CA:1349:A:OP1	9:CI:121:ARG:HB2	1.97	0.63
28:DG:163:TYR:N	28:DG:163:TYR:CD2	2.65	0.63
1:AA:1088:G:H21	1:AA:1167:A:H62	1.44	0.63
34:BM:73:ILE:HG21	34:BM:91:TYR:CE2	2.33	0.63
1:AA:467:U:O2'	1:AA:468:A:O5'	2.11	0.63
31:DJ:30:THR:HG23	31:DJ:31:GLU:N	2.13	0.63
35:BN:73:ASN:HA	35:BN:76:VAL:HG12	1.80	0.63
53:CA:1071:C:H2'	53:CA:1072:G:C8	2.33	0.63
22:DA:1308:A:H2'	22:DA:1309:G:O4'	1.98	0.63
22:BA:1420:A:C8	22:BA:2211:A:N6	2.66	0.63
21:AU:13:VAL:HG13	21:AU:15:LEU:HG	1.80	0.63
1:AA:858:G:O2'	1:AA:859:G:H5'	1.98	0.63
42:DU:10:VAL:HG12	42:DU:71:ILE:HA	1.79	0.63
35:DN:56:LYS:HD3	35:DN:88:ALA:HA	1.79	0.63
53:CA:801:U:H2'	53:CA:802:A:C8	2.33	0.63
22:DA:1352:U:C5	22:DA:1377:G:C6	2.86	0.63
22:BA:2339:C:H2'	22:BA:2340:A:C8	2.33	0.63
3:AC:146:LYS:HB2	3:AC:202:PHE:CD2	2.32	0.63
12:CL:72:ASN:HD22	12:CL:72:ASN:H	1.45	0.63
18:AR:22:TYR:CZ	18:AR:23:LYS:HE3	2.33	0.63
16:AP:4:ILE:HG12	16:AP:21:VAL:HG22	1.79	0.63
22:DA:684:G:H5'	50:D2:16:HIS:CE1	2.32	0.63
22:BA:2555:U:C5	22:BA:2556:C:C2	2.86	0.63
28:DG:10:VAL:HB	28:DG:14:VAL:HG21	1.80	0.63
22:DA:1607:C:H4'	22:DA:1608:A:H8	1.63	0.63
22:DA:228:C:H5'	22:DA:229:C:H5	1.63	0.63
43:BV:80:HIS:CD2	43:BV:83:LYS:N	2.46	0.63
1:AA:842:U:H3'	1:AA:843:U:C5'	2.28	0.63
5:AE:80:LEU:HD12	5:AE:146:MET:CE	2.28	0.63
19:CS:35:ARG:HH21	19:CS:51:HIS:HD2	1.44	0.63
53:CA:996:A:H2'	53:CA:997:U:C6	2.33	0.63
22:DA:586:A:O2'	22:DA:671:C:O2	2.16	0.63
12:AL:81:ILE:HD11	12:AL:94:TYR:CG	2.34	0.63
41:DT:43:ILE:HG21	41:DT:58:VAL:HG11	1.79	0.63

Continued on next page...

Continued from previous page...

Atom-1	Atom-2	Interatomic distance (Å)	Clash overlap (Å)
41:DT:29:THR:HB	41:DT:87:LEU:N	2.12	0.63
31:BJ:21:THR:O	31:BJ:23:LYS:N	2.32	0.63
22:DA:1024:G:C3'	22:DA:1025:G:H5''	2.26	0.63
49:D1:5:ARG:HD2	49:D1:25:ASN:HB2	1.79	0.63
49:B1:33:LEU:H	49:B1:51:ALA:HB3	1.62	0.63
21:CU:35:GLU:O	21:CU:36:PHE:CD2	2.52	0.63
28:DG:44:HIS:HA	28:DG:49:LEU:HA	1.80	0.63
25:BD:69:ALA:HA	25:BD:73:VAL:HG13	1.80	0.63
3:CC:180:ASP:OD2	3:CC:203:LYS:HB2	1.99	0.63
10:AJ:88:MET:HB3	10:AJ:89:ARG:NH1	2.13	0.63
1:AA:344:A:O3'	37:BP:36:LYS:HE3	1.98	0.63
22:DA:1813:G:N3	24:DC:49:THR:HB	2.14	0.63
22:BA:2355:G:H4'	44:BW:20:LEU:CD1	2.28	0.63
29:DH:32:PRO:HA	45:DX:38:TRP:HD1	1.62	0.63
22:BA:1842:G:H2'	22:BA:1843:C:C6	2.34	0.63
22:BA:675:A:OP1	26:BE:58:LYS:HE2	1.97	0.63
1:AA:186:C:O4'	20:AT:75:LYS:HD2	1.97	0.63
53:CA:313:A:H2'	53:CA:314:C:C6	2.33	0.63
54:CG:22:LEU:HA	54:CG:25:PHE:CB	2.24	0.63
32:DK:38:ILE:HG12	32:DK:61:VAL:HG12	1.80	0.63
22:DA:1816:C:H2'	24:DC:61:TYR:CE2	2.32	0.63
11:AK:124:LYS:CE	21:AU:33:ARG:HH21	2.12	0.63
53:CA:961:U:O4	53:CA:983:A:C6	2.52	0.63
53:CA:1318:A:O2'	19:CS:36:ARG:HD3	1.98	0.63
47:BZ:29:ARG:HH21	47:BZ:29:ARG:CG	2.08	0.63
28:DG:93:TYR:CD2	28:DG:93:TYR:N	2.64	0.63
22:DA:1744:A:H3'	22:DA:1745:A:H8	1.62	0.63
2:CB:76:SER:O	2:CB:79:VAL:HG12	1.98	0.63
34:DM:38:ARG:O	34:DM:126:ILE:HG21	1.98	0.63
22:DA:2141:G:H2'	22:DA:2142:A:C8	2.33	0.63
43:DV:80:HIS:CD2	43:DV:83:LYS:N	2.66	0.63
22:DA:963:U:HO2'	22:DA:964:C:H6	1.45	0.63
40:BS:73:LYS:HE3	40:BS:74:ILE:H	1.63	0.63
25:BD:66:GLY:O	25:BD:69:ALA:HB3	1.98	0.63
29:BH:130:VAL:HG23	29:BH:131:SER:H	1.63	0.63
22:BA:2292:U:O2'	22:BA:2293:G:H5'	1.98	0.63
14:AN:90:GLY:O	14:AN:92:ILE:N	2.30	0.63
1:AA:662:U:H2'	1:AA:663:A:C8	2.33	0.63
4:AD:31:CYS:O	4:AD:32:LYS:HB2	1.97	0.63
15:AO:18:ALA:O	15:AO:19:ASN:HB2	1.97	0.63
22:BA:2444:G:OP2	26:BE:63:LYS:HE2	1.98	0.63

Continued on next page...

Continued from previous page...

Atom-1	Atom-2	Interatomic distance (Å)	Clash overlap (Å)
8:AH:85:TYR:CD2	8:AH:123:GLU:HB2	2.34	0.63
22:DA:1197:G:H5'	22:DA:1227:G:O2'	1.97	0.63
38:BQ:10:ARG:HH11	38:BQ:10:ARG:HB2	1.64	0.63
36:BO:3:LYS:HG3	36:BO:4:LYS:H	1.63	0.63
36:BO:59:ALA:HA	36:BO:62:LEU:HD12	1.80	0.63
53:CA:140:U:H2'	53:CA:141:G:O4'	1.97	0.63
6:AF:42:TRP:HZ2	6:AF:61:LEU:HD22	1.61	0.63
53:CA:1145:A:C4'	53:CA:1146:A:OP1	2.39	0.63
22:DA:1515:A:H4'	22:DA:1556:C:O2'	1.99	0.63
53:CA:1366:C:O2'	53:CA:1367:C:H6	1.82	0.63
37:BP:24:THR:HG22	37:BP:87:ARG:H	1.63	0.63
22:DA:2212:A:C8	22:DA:2214:C:N4	2.67	0.63
1:AA:214:C:O2'	1:AA:215:C:C6	2.37	0.63
28:BG:104:LEU:HB2	28:BG:112:VAL:HG22	1.80	0.63
22:DA:2142:A:H2'	22:DA:2143:C:O3'	1.97	0.63
40:BS:73:LYS:CE	40:BS:73:LYS:HA	2.27	0.63
8:AH:35:ILE:HD11	8:AH:125:ILE:HG21	1.80	0.63
53:CA:403:C:O2'	53:CA:404:G:H5'	1.98	0.63
1:AA:737:C:H2'	1:AA:738:C:C6	2.34	0.63
31:BJ:54:ILE:HD12	31:BJ:54:ILE:C	2.19	0.63
22:BA:1150:C:O2'	22:BA:1151:A:O5'	2.15	0.63
1:AA:1454:G:H2'	1:AA:1455:G:H8	1.63	0.63
26:DE:29:HIS:HA	26:DE:32:VAL:HG22	1.81	0.63
22:DA:1286:A:C4	22:DA:1289:C:N4	2.66	0.63
22:DA:1023:U:C6	22:DA:1023:U:H5'	2.34	0.63
22:BA:528:A:C2	22:BA:2043:C:H4'	2.33	0.63
48:D0:28:SER:HB3	48:D0:39:ARG:NE	2.14	0.63
22:BA:2291:U:H2'	22:BA:2292:U:C6	2.34	0.63
25:DD:68:PHE:HB3	25:DD:73:VAL:HA	1.80	0.63
22:BA:1199:U:H2'	22:BA:1200:C:C6	2.33	0.63
40:BS:34:ASP:OD1	48:B0:36:LYS:HE2	1.99	0.63
22:DA:2104:C:O2	22:DA:2105:U:H5	1.82	0.63
4:AD:166:LYS:NZ	4:AD:166:LYS:HB3	2.14	0.63
40:BS:71:VAL:HG22	40:BS:71:VAL:O	1.97	0.63
53:CA:1183:U:C3'	53:CA:1184:G:H5''	2.17	0.63
12:CL:42:LYS:HG2	12:CL:43:LYS:N	2.12	0.63
39:DR:4:VAL:HG23	39:DR:39:LEU:HG	1.78	0.63
41:BT:43:ILE:O	41:BT:47:VAL:HG23	1.99	0.63
22:DA:386:G:H4'	22:DA:387:U:OP2	1.97	0.63
32:BK:18:ARG:N	32:BK:45:GLU:HB2	2.12	0.63
4:AD:147:LYS:H	4:AD:147:LYS:HE2	1.63	0.63

Continued on next page...

Continued from previous page...

Atom-1	Atom-2	Interatomic distance (Å)	Clash overlap (Å)
53:CA:93:U:O5'	53:CA:93:U:H6	1.82	0.63
22:BA:672:C:OP2	33:BL:42:SER:OG	2.16	0.63
22:DA:2882:A:H4'	35:DN:97:ILE:HG12	1.79	0.63
22:DA:749:A:C5	22:DA:750:A:N7	2.66	0.63
53:CA:451:A:H61	53:CA:481:G:H5'	1.63	0.63
2:AB:67:LEU:HD22	2:AB:69:VAL:HG23	1.79	0.63
34:DM:34:LYS:HB2	34:DM:131:VAL:CG2	2.29	0.63
1:AA:1331:G:C2'	1:AA:1332:A:OP2	2.46	0.63
25:BD:111:GLY:O	25:BD:169:ARG:O	2.16	0.63
24:BC:117:SER:HB2	24:BC:128:THR:HB	1.80	0.63
25:BD:151:THR:HG22	25:BD:152:PRO:CD	2.28	0.63
22:BA:2703:C:H2'	22:BA:2704:C:C6	2.34	0.63
8:AH:48:PHE:O	8:AH:49:LYS:HB2	1.97	0.63
11:CK:63:GLN:HB2	11:CK:98:ALA:HB2	1.79	0.63
9:AI:88:GLU:HG3	9:AI:89:TYR:H	1.62	0.63
30:BI:71:LYS:HG2	30:BI:72:THR:H	1.63	0.63
3:CC:29:ALA:HB1	14:CN:64:ARG:NH1	2.13	0.63
22:BA:1867:G:C2'	22:BA:1868:C:H5'	2.29	0.63
53:CA:1183:U:O2'	53:CA:1184:G:OP1	2.17	0.63
24:DC:166:ARG:HG3	24:DC:166:ARG:O	1.97	0.63
58:DF:177:ARG:CZ	58:DF:178:LYS:HB3	2.28	0.63
22:BA:1238:G:C2'	22:BA:1239:G:H5'	2.28	0.63
11:CK:27:ASN:ND2	11:CK:27:ASN:N	2.46	0.63
47:DZ:16:LEU:N	47:DZ:16:LEU:HD22	2.11	0.63
22:DA:2060:A:O2'	62:DA:3512:HOH:O	2.16	0.63
22:DA:279:A:C2	22:DA:362:A:H4'	2.32	0.63
54:CG:10:LYS:N	54:CG:10:LYS:HE3	2.14	0.63
53:CA:808:C:OP1	15:CO:47:LYS:HE2	1.98	0.63
22:DA:533:G:H21	38:DQ:44:TYR:HD1	1.47	0.63
22:BA:1605:C:H3'	22:BA:1606:C:H5''	1.81	0.63
32:BK:57:VAL:C	32:BK:58:LEU:HD23	2.18	0.63
25:DD:89:GLU:HG2	25:DD:94:GLN:NE2	2.14	0.63
33:DL:73:ILE:O	33:DL:105:ILE:HG23	1.99	0.63
9:AI:11:ARG:HA	9:AI:105:ARG:NH1	2.13	0.63
3:CC:119:ILE:O	3:CC:123:LEU:HB2	1.99	0.63
22:DA:240:C:OP2	22:DA:241:A:H3'	1.98	0.63
22:DA:118:A:C8	22:DA:119:A:C8	2.86	0.63
32:DK:61:VAL:HG13	32:DK:87:LEU:CD2	2.29	0.63
22:DA:2261:C:C2	22:DA:2280:G:N2	2.67	0.63
45:DX:52:ALA:O	45:DX:53:LYS:HB3	1.97	0.63
22:DA:2310:C:H42	58:DF:76:PHE:HE1	1.46	0.63

Continued on next page...

Continued from previous page...

Atom-1	Atom-2	Interatomic distance (Å)	Clash overlap (Å)
24:BC:230:PRO:HD2	24:BC:246:PRO:HA	1.79	0.63
22:DA:620:G:H8	22:DA:622:G:O6	1.81	0.63
22:DA:975:A:O2'	22:DA:976:G:C8	2.40	0.63
26:BE:150:THR:HG21	26:BE:153:LEU:HA	1.80	0.63
17:CQ:19:SER:HB3	17:CQ:70:LYS:HZ2	1.64	0.63
58:DF:48:LEU:HG	58:DF:49:LEU:HD22	1.81	0.63
53:CA:177:G:O2'	53:CA:1448:C:H4'	1.98	0.63
53:CA:328:C:H2'	53:CA:328:C:O2	1.98	0.63
22:DA:738:G:H2'	22:DA:739:A:C8	2.34	0.63
22:DA:84:A:C4	22:DA:103:A:N6	2.66	0.63
1:AA:261:U:OP2	20:AT:73:ARG:NH2	2.32	0.63
26:DE:5:LEU:HA	26:DE:120:VAL:HG13	1.81	0.63
25:DD:110:THR:HA	25:DD:171:THR:HA	1.81	0.63
43:DV:44:HIS:NE2	43:DV:85:LYS:HB2	2.14	0.63
39:BR:28:ALA:O	39:BR:63:VAL:HG21	1.98	0.63
48:B0:43:THR:HG23	48:B0:47:TYR:O	1.99	0.63
42:DU:47:PRO:HB3	42:DU:54:PRO:HG2	1.80	0.63
31:DJ:2:LYS:NZ	31:DJ:2:LYS:HB2	2.14	0.63
29:DH:116:ARG:O	29:DH:117:LEU:HG	1.99	0.63
31:BJ:13:ARG:O	31:BJ:14:ASP:HB2	1.99	0.63
38:BQ:91:ARG:HH12	39:BR:10:LYS:HB3	1.63	0.63
22:DA:1345:C:C5'	22:DA:1396:U:O4	2.47	0.63
1:AA:722:G:H5''	1:AA:722:G:N3	2.13	0.63
22:DA:2345:G:H4'	22:DA:2346:A:H5''	1.79	0.63
22:DA:2336:A:N7	44:DW:40:ARG:NH2	2.47	0.63
41:BT:38:ALA:HB1	41:BT:43:ILE:CG2	2.29	0.63
22:DA:1040:A:C2	22:DA:1116:G:N1	2.66	0.63
53:CA:1268:G:N2	53:CA:1327:C:H1'	2.14	0.63
22:BA:31:C:O2'	22:BA:1238:G:H5'	1.99	0.63
53:CA:1301:U:H2'	53:CA:1301:U:O2	1.97	0.63
22:DA:27:G:H1'	22:DA:513:A:N6	2.14	0.63
12:AL:33:CYS:HA	12:AL:53:ARG:O	1.99	0.63
22:DA:1265:A:H4'	22:DA:1266:G:O5'	1.98	0.63
22:DA:2014:A:H5'	40:DS:94:ASP:OD2	1.98	0.63
22:DA:2822:G:C5'	25:DD:164:GLN:HE22	2.09	0.63
56:CP:75:ILE:HA	56:CP:78:VAL:HG23	1.80	0.63
50:D2:35:ARG:HG3	50:D2:42:LEU:HD21	1.80	0.63
24:DC:94:LEU:HD13	24:DC:100:ARG:HD3	1.79	0.63
2:AB:13:VAL:HG22	2:AB:207:ARG:HH22	1.64	0.63
36:DO:30:ARG:HA	36:DO:35:ILE:HD13	1.79	0.63
22:DA:1784:A:H4'	22:DA:1785:A:O5'	1.97	0.63

Continued on next page...

Continued from previous page...

Atom-1	Atom-2	Interatomic distance (Å)	Clash overlap (Å)
3:CC:133:MET:HE3	3:CC:152:VAL:HG13	1.79	0.63
22:DA:1231:U:H2'	22:DA:1232:G:H8	1.64	0.63
2:CB:59:ILE:HA	2:CB:62:ARG:HD3	1.81	0.63
5:CE:129:SER:HA	62:CE:304:HOH:O	1.98	0.63
22:BA:409:G:O2'	22:BA:410:G:H5'	1.99	0.63
12:CL:56:LEU:HB2	12:CL:58:ASN:OD1	1.99	0.63
39:DR:43:ASN:HD22	39:DR:44:GLY:H	1.47	0.63
1:AA:1533:C:H3'	1:AA:1534:A:H5''	1.79	0.63
25:DD:34:VAL:HG12	25:DD:48:ILE:HD11	1.79	0.63
7:AG:61:PHE:CE1	7:AG:65:LEU:HD22	2.33	0.63
22:DA:240:C:P	22:DA:241:A:H3'	2.38	0.63
44:BW:31:LEU:HD23	44:BW:31:LEU:N	2.14	0.63
32:DK:21:CYS:SG	32:DK:39:ILE:HG21	2.38	0.63
9:CI:35:GLU:HA	9:CI:39:GLY:HA3	1.80	0.63
22:DA:185:G:H2'	22:DA:186:G:C8	2.34	0.63
52:D4:7:VAL:HG13	52:D4:8:LYS:N	2.13	0.63
22:DA:2683:C:O2'	37:DP:74:GLN:NE2	2.31	0.63
53:CA:1296:C:O2'	53:CA:1302:C:C4	2.52	0.63
12:AL:72:ASN:OD1	12:AL:104:SER:HB3	1.98	0.63
53:CA:818:G:H3'	53:CA:819:A:C5'	2.29	0.63
22:BA:545:U:H2'	22:BA:546:U:C4'	2.28	0.63
46:BY:7:ARG:H	46:BY:60:LYS:NZ	1.97	0.63
25:BD:149:ASN:OD1	25:BD:150:GLN:N	2.30	0.63
8:AH:9:MET:HE2	8:AH:32:LYS:HG2	1.80	0.63
53:CA:613:C:H2'	53:CA:614:C:H6	1.64	0.63
53:CA:801:U:H2'	53:CA:802:A:H8	1.64	0.63
43:DV:63:ILE:O	43:DV:70:ILE:HD11	1.98	0.63
6:CF:68:GLN:O	6:CF:71:ILE:HG22	1.98	0.63
33:DL:142:ILE:HG22	33:DL:144:GLU:H	1.63	0.63
23:BB:42:C:OP1	27:BF:63:LYS:HE2	1.99	0.63
22:DA:2001:C:H4'	22:DA:2689:U:O2'	1.99	0.63
1:AA:1447:A:H5'	1:AA:1448:C:OP2	1.99	0.63
22:DA:2339:C:H2'	22:DA:2340:A:C8	2.33	0.63
22:DA:2337:G:N3	22:DA:2337:G:H2'	2.13	0.62
22:BA:924:G:H4'	44:BW:24:ARG:HH21	1.63	0.62
24:DC:183:VAL:HG22	24:DC:184:GLU:H	1.64	0.62
29:DH:132:PHE:CZ	29:DH:134:VAL:HB	2.33	0.62
53:CA:1319:A:N6	53:CA:1323:G:C2	2.67	0.62
1:AA:996:A:C2	1:AA:1046:A:C5'	2.81	0.62
25:DD:113:SER:HB3	25:DD:168:GLU:H	1.64	0.62
56:CP:5:ARG:HA	56:CP:71:VAL:HG11	1.81	0.62

Continued on next page...

Continued from previous page...

Atom-1	Atom-2	Interatomic distance (Å)	Clash overlap (Å)
11:AK:87:GLY:N	11:AK:113:THR:HG22	2.14	0.62
28:DG:115:GLN:HG2	28:DG:116:LEU:N	2.13	0.62
22:BA:1858:A:O2'	22:BA:1859:U:O4'	2.14	0.62
53:CA:432:A:H2'	53:CA:433:G:H5'	1.81	0.62
54:CG:32:ASP:HB2	54:CG:34:LYS:HD3	1.80	0.62
22:DA:1917:U:H2'	22:DA:1918:A:H5'	1.79	0.62
22:BA:815:C:OP1	39:BR:85:LYS:HE2	1.98	0.62
53:CA:547:A:H4'	53:CA:548:G:O5'	1.99	0.62
53:CA:319:G:H5'	53:CA:1468:A:H4'	1.80	0.62
1:AA:82:G:N2	1:AA:84:U:H3	1.97	0.62
32:DK:54:LYS:H	32:DK:54:LYS:HD2	1.64	0.62
25:DD:38:LYS:NZ	25:DD:38:LYS:HB3	2.14	0.62
1:AA:481:G:O2'	1:AA:482:A:H8	1.82	0.62
53:CA:960:U:H4'	53:CA:961:U:C5'	2.29	0.62
22:DA:2683:C:OP1	37:DP:55:HIS:CB	2.47	0.62
22:DA:2720:U:H5''	37:DP:52:ARG:HH21	1.64	0.62
35:DN:35:LYS:NZ	35:DN:112:TYR:HE1	1.95	0.62
13:AM:106:ARG:HH21	13:AM:112:ARG:HB3	1.64	0.62
53:CA:254:G:H21	17:CQ:17:GLU:HG3	1.64	0.62
5:AE:132:PRO:HG2	5:AE:133:ILE:HD12	1.81	0.62
25:DD:125:TRP:CG	25:DD:160:LYS:HB3	2.34	0.62
53:CA:335:C:H2'	53:CA:336:A:H8	1.59	0.62
22:DA:1734:G:H2'	22:DA:1735:A:C8	2.34	0.62
28:BG:61:TRP:O	28:BG:65:GLY:N	2.24	0.62
1:AA:1062:U:H2'	1:AA:1063:C:C6	2.34	0.62
22:BA:2264:C:H41	44:BW:11:ASN:ND2	1.96	0.62
22:DA:538:A:H5''	31:DJ:7:LYS:HZ3	1.64	0.62
17:CQ:61:ARG:HG2	17:CQ:75:VAL:CG1	2.28	0.62
20:AT:53:MET:O	20:AT:56:ILE:HG22	2.00	0.62
43:DV:44:HIS:CE1	43:DV:85:LYS:HD3	2.34	0.62
2:CB:146:SER:HB2	2:CB:147:LEU:HD12	1.81	0.62
47:BZ:7:THR:HG23	47:BZ:34:THR:N	2.13	0.62
1:AA:1373:G:H5''	7:AG:35:LYS:HD2	1.80	0.62
45:DX:6:VAL:HG22	45:DX:7:THR:HG23	1.81	0.62
41:BT:19:LYS:O	41:BT:23:ALA:N	2.25	0.62
1:AA:340:U:H2'	1:AA:341:C:C6	2.34	0.62
22:DA:1439:A:N7	22:DA:1440:U:H1'	2.15	0.62
39:BR:49:ILE:HD12	39:BR:52:PRO:CA	2.23	0.62
22:DA:1040:A:C2	22:DA:1116:G:C6	2.87	0.62
53:CA:961:U:HO2'	53:CA:962:C:H6	0.70	0.62
22:DA:481:G:HO2'	22:DA:507:A:H61	1.47	0.62

Continued on next page...

Continued from previous page...

Atom-1	Atom-2	Interatomic distance (Å)	Clash overlap (Å)
1:AA:250:A:C4'	1:AA:251:G:O5'	2.45	0.62
26:BE:44:ARG:HH21	26:BE:44:ARG:CG	2.10	0.62
27:BF:107:VAL:HG11	27:BF:175:PRO:HG2	1.82	0.62
22:DA:2755:C:O2'	22:DA:2756:U:H2'	1.99	0.62
22:BA:277:G:H4'	22:BA:278:A:C8	2.34	0.62
1:AA:546:A:P	4:AD:68:GLU:HB2	2.39	0.62
56:CP:71:VAL:O	56:CP:74:LEU:HB2	1.99	0.62
54:CG:92:PRO:HA	54:CG:95:ARG:HB2	1.81	0.62
29:BH:18:GLN:CA	29:BH:18:GLN:HE21	2.11	0.62
16:AP:22:ALA:HB2	16:AP:32:PHE:HA	1.81	0.62
9:AI:32:ARG:HG2	9:AI:36:GLN:CB	2.28	0.62
35:BN:72:ASP:OD1	35:BN:75:ILE:HG23	1.99	0.62
5:AE:89:THR:HG22	5:AE:90:GLY:N	2.14	0.62
1:AA:1069:C:H4'	1:AA:1192:C:O2	1.99	0.62
22:BA:2611:C:C5	60:BA:3135:TEL:H352	2.34	0.62
8:AH:10:LEU:HD11	8:AH:126:CYS:CB	2.30	0.62
22:BA:641:U:H5''	22:BA:642:U:OP2	1.99	0.62
37:DP:5:LYS:HE2	37:DP:9:GLN:HE22	1.64	0.62
28:BG:126:THR:HG22	28:BG:127:GLN:H	1.64	0.62
38:DQ:42:GLY:O	38:DQ:45:ALA:HB3	1.98	0.62
11:AK:109:ILE:HB	21:AU:5:VAL:HG23	1.81	0.62
1:AA:4:U:H2'	1:AA:4:U:O2	1.99	0.62
22:BA:1023:U:H5'	22:BA:1023:U:H6	1.63	0.62
22:BA:2272:U:H5''	22:BA:2273:A:OP1	1.99	0.62
28:DG:164:ALA:O	28:DG:165:ASP:HB2	1.99	0.62
44:BW:23:LYS:HZ1	44:BW:24:ARG:HG3	1.64	0.62
44:BW:23:LYS:O	44:BW:66:VAL:HB	1.99	0.62
37:BP:50:ARG:CD	37:BP:51:ASN:N	2.61	0.62
22:DA:118:A:H1'	22:DA:178:G:O4'	1.99	0.62
22:DA:1055:G:N3	22:DA:1055:G:H2'	2.14	0.62
15:AO:69:LEU:HD21	15:AO:76:ARG:HB2	1.82	0.62
53:CA:1047:G:H2'	53:CA:1048:G:H5'	1.81	0.62
22:DA:2311:A:H3'	22:DA:2312:U:O4'	2.00	0.62
22:DA:774:G:O2'	22:DA:775:G:H8	1.82	0.62
5:CE:148:SER:O	5:CE:151:MET:N	2.31	0.62
32:DK:118:LEU:C	32:DK:120:PRO:HD2	2.19	0.62
38:DQ:4:LYS:NZ	38:DQ:6:GLY:HA3	2.13	0.62
43:DV:70:ILE:HD13	43:DV:70:ILE:N	2.15	0.62
22:BA:2239:G:H5'	24:BC:248:GLY:HA3	1.81	0.62
48:B0:29:VAL:HG13	48:B0:34:GLY:O	1.98	0.62
53:CA:142:G:C2	53:CA:143:A:H1'	2.35	0.62

Continued on next page...

Continued from previous page...

Atom-1	Atom-2	Interatomic distance (Å)	Clash overlap (Å)
1:AA:795:C:H5''	1:AA:796:C:OP2	1.99	0.62
19:CS:46:LEU:H	19:CS:46:LEU:HD23	1.63	0.62
26:BE:111:GLU:HG2	26:BE:114:ARG:NH1	2.14	0.62
9:AI:7:GLY:HA3	9:AI:85:ALA:HB2	1.81	0.62
57:DB:69:G:C8	57:DB:70:C:C5	2.87	0.62
20:AT:43:LYS:NZ	20:AT:86:ALA:HA	2.15	0.62
22:DA:782:A:H5'	22:DA:783:A:C2	2.34	0.62
32:DK:13:ASN:N	32:DK:13:ASN:HD22	1.97	0.62
41:DT:38:ALA:HB1	41:DT:81:LYS:NZ	2.14	0.62
10:CJ:15:HIS:HA	10:CJ:18:ILE:CG2	2.26	0.62
53:CA:1206:G:H4'	3:CC:191:THR:O	2.00	0.62
22:DA:1255:U:H3'	22:DA:1256:G:C5'	2.29	0.62
24:DC:66:PHE:HB3	24:DC:150:GLY:O	1.99	0.62
22:BA:2422:C:H5'	22:BA:2423:U:OP2	1.99	0.62
8:AH:5:PRO:HB2	8:AH:32:LYS:HZ1	1.64	0.62
53:CA:168:G:C2'	53:CA:169:C:H5'	2.30	0.62
51:D3:15:LYS:HZ1	51:D3:19:GLY:HA2	1.63	0.62
53:CA:1095:U:H2'	53:CA:1096:C:C6	2.35	0.62
22:DA:2718:G:OP1	37:DP:97:TYR:HD1	1.80	0.62
1:AA:51:A:H4'	1:AA:52:C:O5'	1.99	0.62
35:BN:93:GLY:C	35:BN:95:THR:H	2.01	0.62
7:AG:69:ARG:HG3	7:AG:95:ARG:HG2	1.80	0.62
53:CA:649:A:H2'	53:CA:650:G:O4'	2.00	0.62
22:BA:1682:G:C8	22:BA:1757:A:C2	2.87	0.62
57:DB:38:C:O2'	57:DB:39:A:H5'	1.98	0.62
22:DA:1399:C:H2'	22:DA:1400:U:C5	2.34	0.62
57:DB:13:G:N2	57:DB:16:G:C4	2.67	0.62
38:DQ:60:TRP:CH2	38:DQ:93:ILE:HB	2.34	0.62
44:BW:18:LYS:HA	44:BW:36:ILE:HG12	1.80	0.62
41:BT:39:THR:HB	41:BT:42:GLU:CB	2.25	0.62
41:BT:40:LYS:O	41:BT:44:LYS:N	2.31	0.62
22:DA:729:G:O2'	22:DA:1775:U:H1'	1.99	0.62
28:BG:85:LYS:HA	28:BG:130:ILE:O	1.98	0.62
22:DA:876:C:N4	22:DA:902:C:N3	2.46	0.62
22:DA:2756:U:H4'	22:DA:2757:A:O5'	2.00	0.62
29:DH:83:LYS:HE2	29:DH:149:GLU:HB3	1.81	0.62
22:BA:2680:U:OP1	25:BD:114:LYS:HE2	1.98	0.62
22:DA:1048:A:N6	22:DA:1111:A:C4	2.68	0.62
3:CC:10:ARG:O	3:CC:15:LYS:HB2	2.00	0.62
41:DT:13:ALA:O	41:DT:32:LEU:HB2	2.00	0.62
53:CA:1305:G:H22	53:CA:1331:G:H2'	1.64	0.62

Continued on next page...

Continued from previous page...

Atom-1	Atom-2	Interatomic distance (Å)	Clash overlap (Å)
22:BA:2199:A:H3'	22:BA:2200:C:H6	1.65	0.62
22:BA:26:G:OP1	40:BS:80:PRO:HB3	1.99	0.62
24:BC:61:TYR:HA	24:BC:85:ASN:HD21	1.65	0.62
53:CA:968:A:C4	53:CA:1062:U:H4'	2.34	0.62
57:DB:52:A:N6	36:DO:33:ARG:HE	1.95	0.62
27:BF:32:LYS:HD3	27:BF:91:ARG:NH1	2.14	0.62
22:BA:65:U:H2'	22:BA:66:C:H6	1.64	0.62
22:DA:1196:C:H1'	22:DA:1226:A:C4	2.34	0.62
22:BA:2344:U:H4'	22:BA:2345:G:OP1	1.98	0.62
22:BA:693:A:O2'	22:BA:694:U:H5'	1.99	0.62
22:DA:2385:C:HO2'	22:DA:2386:A:H8	1.47	0.62
8:AH:45:ILE:HA	8:AH:63:LYS:HG3	1.81	0.62
10:CJ:51:VAL:HB	14:CN:80:ARG:HB2	1.82	0.62
58:DF:147:ARG:O	58:DF:148:VAL:HG22	2.00	0.62
52:B4:10:LEU:HD12	52:B4:33:HIS:HD2	1.61	0.62
22:DA:464:U:H1'	22:DA:686:U:C5	2.28	0.62
26:DE:75:SER:O	26:DE:78:TRP:HB2	2.00	0.62
55:CM:64:VAL:HG12	55:CM:65:GLU:HG3	1.81	0.62
12:CL:89:LEU:HB3	12:CL:92:VAL:CG2	2.30	0.62
22:BA:1872:A:H2'	22:BA:1873:G:O4'	1.99	0.62
42:DU:47:PRO:HB3	42:DU:54:PRO:CG	2.29	0.62
11:AK:109:ILE:HB	21:AU:5:VAL:CG2	2.30	0.62
57:DB:52:A:O2'	57:DB:53:A:C8	2.52	0.62
33:BL:14:LYS:HG3	33:BL:15:ALA:N	2.15	0.62
22:BA:125:A:OP2	50:B2:19:ARG:NH2	2.32	0.62
29:BH:125:THR:HG23	29:BH:126:GLY:H	1.63	0.62
10:AJ:19:ASP:HA	10:AJ:22:THR:HB	1.82	0.62
22:DA:1361:G:C2'	22:DA:1362:C:H5'	2.29	0.62
32:BK:51:LYS:HE3	32:BK:52:VAL:HG12	1.81	0.62
40:BS:66:ILE:HA	40:BS:69:LEU:HD22	1.81	0.62
31:BJ:95:ARG:O	31:BJ:95:ARG:HG3	1.98	0.62
6:AF:7:VAL:O	6:AF:7:VAL:HG22	1.98	0.62
32:DK:64:ARG:HD2	32:DK:102:PRO:O	1.99	0.62
22:DA:1611:C:O2'	22:DA:1612:C:H6	1.82	0.62
22:BA:1169:A:C2	22:BA:1181:U:O2	2.52	0.62
33:BL:93:ASN:O	33:BL:95:LEU:N	2.33	0.62
22:DA:2335:A:C4	22:DA:2337:G:N7	2.68	0.62
39:BR:49:ILE:CD1	39:BR:52:PRO:HA	2.22	0.62
33:BL:27:LEU:N	33:BL:27:LEU:HD12	2.06	0.62
53:CA:1051:C:O2'	53:CA:1052:U:O5'	2.17	0.62
52:B4:30:GLU:HB3	52:B4:33:HIS:ND1	2.15	0.62

Continued on next page...

Continued from previous page...

Atom-1	Atom-2	Interatomic distance (Å)	Clash overlap (Å)
1:AA:1282:C:H2'	1:AA:1283:U:C6	2.35	0.62
22:DA:27:G:H22	22:DA:512:G:H2'	1.65	0.62
52:D4:3:VAL:O	52:D4:4:ARG:HB2	1.99	0.62
22:DA:990:A:H61	39:DR:78:ARG:NH1	1.97	0.62
22:DA:389:G:C8	22:DA:2413:G:H4'	2.35	0.62
22:DA:2285:C:H2'	22:DA:2286:G:H5''	1.81	0.62
14:AN:46:LYS:HD2	19:AS:12:LEU:HD21	1.82	0.62
34:DM:19:GLY:H	34:DM:38:ARG:HH21	1.46	0.62
33:DL:56:PRO:O	33:DL:60:ARG:HG3	1.98	0.62
41:BT:28:ASN:HA	41:BT:91:GLN:HE22	1.65	0.62
32:DK:2:ILE:HG22	32:DK:3:GLN:N	2.14	0.62
54:CG:63:VAL:HG11	54:CG:127:ALA:HB2	1.81	0.62
41:BT:70:HIS:HB2	41:BT:73:ARG:O	1.99	0.62
22:BA:1437:C:H2'	22:BA:1438:U:C6	2.35	0.62
38:DQ:78:PHE:CE1	38:DQ:82:LEU:HD11	2.34	0.62
38:BQ:10:ARG:NH1	38:BQ:10:ARG:HB2	2.15	0.62
22:BA:2014:A:H2'	22:BA:2015:A:C8	2.35	0.62
24:BC:165:ALA:HB3	24:BC:172:THR:HG23	1.80	0.62
28:DG:18:ILE:HD12	28:DG:42:VAL:HG13	1.80	0.62
53:CA:366:A:O2'	53:CA:394:G:N2	2.33	0.62
29:DH:41:LYS:HA	29:DH:44:ILE:HG12	1.82	0.62
19:CS:49:ALA:HB1	19:CS:56:HIS:HB3	1.81	0.62
53:CA:397:A:H5'	53:CA:398:U:OP1	2.00	0.62
14:AN:51:PRO:O	14:AN:52:ARG:HB2	1.99	0.62
22:BA:1182:G:H2'	22:BA:1183:U:O4'	1.98	0.62
44:BW:23:LYS:HD2	44:BW:24:ARG:H	1.63	0.62
22:DA:128:C:H6	22:DA:128:C:H5''	1.65	0.62
53:CA:1150:A:N6	53:CA:1151:A:N6	2.48	0.62
22:BA:1654:A:H2'	22:BA:1655:A:C8	2.28	0.62
22:DA:1068:G:C8	22:DA:1069:A:N7	2.68	0.62
19:CS:50:VAL:HG11	19:CS:70:LEU:HB3	1.81	0.62
22:DA:28:A:H2'	22:DA:29:U:O4'	1.99	0.62
22:DA:612:G:N2	22:DA:614:A:O2'	2.33	0.62
22:DA:2056:G:N2	48:D0:1:ALA:N	2.48	0.62
3:AC:166:TRP:N	3:AC:166:TRP:HE3	1.94	0.62
3:CC:179:ALA:HB1	3:CC:202:PHE:CE1	2.35	0.62
53:CA:1451:U:C2	53:CA:1453:G:O6	2.53	0.62
5:AE:105:ILE:HD11	5:AE:123:LEU:HD23	1.80	0.62
24:BC:156:SER:O	24:BC:194:VAL:HG11	2.00	0.62
29:DH:61:VAL:HG13	29:DH:62:LEU:HG	1.81	0.62
22:DA:528:A:N1	22:DA:2043:C:O5'	2.33	0.62

Continued on next page...

Continued from previous page...

Atom-1	Atom-2	Interatomic distance (Å)	Clash overlap (Å)
47:BZ:40:THR:HG23	47:BZ:43:ILE:H	1.64	0.62
22:BA:2059:A:N1	60:BA:3135:TEL:H44	2.15	0.62
22:DA:2771:C:H2'	22:DA:2772:C:H6	1.65	0.62
53:CA:1064:G:H4'	53:CA:1065:U:OP1	1.97	0.62
26:BE:161:ALA:HA	26:BE:164:LEU:HB2	1.81	0.62
22:DA:1157:G:H2'	22:DA:1158:C:C6	2.34	0.62
32:BK:36:GLY:HA2	32:BK:62:VAL:O	1.99	0.62
53:CA:1284:C:H5''	53:CA:1285:A:C5'	2.29	0.62
1:AA:423:G:H2'	1:AA:424:G:O4'	2.00	0.62
22:DA:2232:C:P	45:DX:26:ARG:NH1	2.73	0.62
45:BX:39:VAL:HG21	45:BX:42:GLU:HB2	1.82	0.62
57:DB:112:G:N2	36:DO:45:SER:HA	2.02	0.62
53:CA:1493:A:C8	22:DA:1913:A:N6	2.65	0.62
44:BW:28:GLU:OE2	44:BW:28:GLU:HA	1.98	0.62
22:DA:53:A:C2	22:DA:179:C:H4'	2.35	0.62
22:DA:2426:A:H3'	22:DA:2427:C:H5'	1.81	0.62
25:BD:101:PHE:HD1	25:BD:101:PHE:N	1.98	0.62
22:DA:1131:G:O6	22:DA:2024:G:O2'	2.17	0.62
2:CB:122:ASP:HB3	2:CB:124:THR:HG22	1.82	0.62
4:CD:116:LEU:HD21	4:CD:153:ARG:HD3	1.82	0.62
34:DM:126:ILE:O	34:DM:128:THR:HG23	1.99	0.62
22:DA:919:U:H2'	22:DA:920:A:C8	2.35	0.62
22:DA:574:A:H2	22:DA:2032:G:HO2'	1.48	0.62
22:BA:332:A:C2	22:BA:335:C:C5	2.88	0.62
28:BG:9:VAL:O	28:BG:11:PRO:HD3	1.99	0.62
42:DU:58:VAL:CG1	42:DU:60:LYS:HG2	2.29	0.62
1:AA:601:G:H2'	1:AA:602:A:H8	1.64	0.62
22:DA:1870:C:H5''	22:DA:1871:A:H2	1.64	0.62
29:BH:97:ARG:HG2	29:BH:111:ALA:HB1	1.81	0.62
3:AC:35:ASP:O	3:AC:38:VAL:HG22	1.99	0.62
1:AA:1251:A:H2'	1:AA:1252:A:H8	1.65	0.62
53:CA:140:U:O2	53:CA:183:C:N4	2.32	0.62
22:BA:627:A:C6	22:BA:637:A:C8	2.88	0.62
22:BA:2674:G:H4'	32:BK:30:ARG:HG3	1.82	0.62
10:AJ:65:TYR:HB3	14:AN:95:LEU:HD11	1.81	0.62
1:AA:1414:U:H2'	1:AA:1415:G:H8	1.65	0.62
53:CA:392:C:H2'	53:CA:393:A:H8	1.64	0.62
38:BQ:60:TRP:CZ2	38:BQ:93:ILE:HB	2.35	0.61
37:BP:50:ARG:HD3	37:BP:51:ASN:H	1.65	0.61
22:DA:301:G:C6	22:DA:317:G:C6	2.87	0.61
28:BG:86:LEU:HB3	28:BG:162:ARG:O	2.00	0.61

Continued on next page...

Continued from previous page...

Atom-1	Atom-2	Interatomic distance (Å)	Clash overlap (Å)
22:DA:1238:G:O2'	22:DA:1239:G:H5'	1.99	0.61
53:CA:765:G:C8	53:CA:812:G:C2	2.88	0.61
18:CR:59:LYS:O	18:CR:63:TYR:CD1	2.53	0.61
35:DN:73:ASN:HA	35:DN:76:VAL:HG22	1.81	0.61
22:BA:2134:A:O2'	22:BA:2135:A:H8	1.83	0.61
53:CA:818:G:C3'	53:CA:819:A:C5'	2.78	0.61
22:BA:285:G:H2'	22:BA:285:G:N3	2.13	0.61
27:BF:131:VAL:HG21	27:BF:151:LEU:HG	1.82	0.61
22:DA:627:A:H5''	33:DL:78:ARG:HH12	1.64	0.61
1:AA:1236:A:H4'	1:AA:1304:G:H4'	1.81	0.61
21:CU:35:GLU:CG	21:CU:36:PHE:H	2.13	0.61
43:BV:75:GLN:HA	43:BV:75:GLN:OE1	1.98	0.61
32:BK:21:CYS:CB	32:BK:39:ILE:HD11	2.28	0.61
1:AA:1183:U:H3'	1:AA:1184:G:C5'	2.28	0.61
51:B3:28:LEU:CD1	51:B3:40:LYS:HB3	2.30	0.61
22:DA:2401:U:H3'	22:DA:2402:U:H5''	1.82	0.61
53:CA:433:G:C2'	53:CA:434:U:H5'	2.30	0.61
1:AA:807:A:H2'	1:AA:808:C:H6	1.65	0.61
22:BA:632:A:O2'	22:BA:633:A:H5'	2.00	0.61
53:CA:631:C:H3'	53:CA:632:U:H5'	1.81	0.61
22:BA:7:G:H2'	22:BA:8:C:C6	2.35	0.61
21:CU:8:ASN:ND2	21:CU:9:GLU:H	1.97	0.61
34:BM:70:ASP:C	34:BM:70:ASP:OD1	2.39	0.61
22:BA:1317:G:C2	22:BA:1336:A:C2	2.88	0.61
53:CA:1176:A:H2'	53:CA:1177:G:O4'	2.00	0.61
21:CU:24:LYS:CG	21:CU:25:ALA:N	2.59	0.61
12:CL:42:LYS:HG2	12:CL:43:LYS:H	1.64	0.61
44:BW:9:THR:OG1	44:BW:10:ARG:N	2.29	0.61
1:AA:922:G:H1'	5:AE:23:THR:HG22	1.82	0.61
2:AB:40:ILE:HG21	2:AB:201:GLY:HA2	1.83	0.61
25:BD:101:PHE:HE2	25:BD:203:VAL:HG22	1.64	0.61
38:BQ:86:SER:O	39:BR:51:VAL:HA	2.01	0.61
53:CA:1326:U:H2'	53:CA:1327:C:C6	2.35	0.61
53:CA:994:A:C6	53:CA:1216:A:C5'	2.83	0.61
22:DA:311:A:O2'	22:DA:312:G:OP1	2.18	0.61
22:DA:2729:G:H5''	25:DD:190:LYS:NZ	2.15	0.61
22:DA:2746:U:H2'	22:DA:2747:G:H5'	1.81	0.61
22:DA:1166:G:H22	22:DA:1184:U:H1'	1.64	0.61
1:AA:98:A:H2'	1:AA:99:C:C6	2.35	0.61
22:BA:1476:U:OP2	22:BA:1476:U:H6	1.82	0.61
22:BA:2311:A:H3'	22:BA:2312:U:C6	2.34	0.61

Continued on next page...

Continued from previous page...

Atom-1	Atom-2	Interatomic distance (Å)	Clash overlap (Å)
53:CA:423:G:H2'	53:CA:424:G:O4'	2.00	0.61
58:DF:32:LYS:HB3	58:DF:156:THR:HB	1.82	0.61
32:DK:40:LYS:NZ	32:DK:89:ASN:HD21	1.98	0.61
40:BS:30:SER:OG	40:BS:31:GLN:N	2.32	0.61
22:DA:158:U:H1'	22:DA:169:G:N2	2.14	0.61
22:DA:816:C:H2'	22:DA:817:C:H6	1.64	0.61
16:AP:28:ARG:NE	16:AP:29:ASN:HD21	1.98	0.61
22:BA:1159:U:C2'	22:BA:1160:G:H5'	2.30	0.61
57:DB:65:U:H3'	57:DB:108:A:N6	2.15	0.61
15:AO:63:ARG:HG2	15:AO:87:ARG:NH1	2.08	0.61
13:AM:113:LYS:H	13:AM:114:PRO:CD	2.12	0.61
22:BA:357:C:H2'	22:BA:358:U:H6	1.63	0.61
50:D2:34:ARG:HB3	50:D2:42:LEU:HD11	1.81	0.61
5:CE:55:VAL:N	5:CE:56:PRO:HD2	2.16	0.61
4:AD:62:ARG:HA	4:AD:62:ARG:NE	2.14	0.61
58:DF:33:ILE:HB	58:DF:90:LEU:HB2	1.82	0.61
40:DS:71:VAL:O	40:DS:71:VAL:HG13	2.01	0.61
32:BK:63:VAL:HG13	32:BK:103:VAL:HG12	1.82	0.61
22:DA:30:G:OP1	38:DQ:4:LYS:HG3	2.00	0.61
38:DQ:8:ILE:O	38:DQ:8:ILE:HG12	1.98	0.61
11:AK:13:LYS:O	11:AK:14:GLN:HB3	2.00	0.61
22:DA:63:A:N6	22:DA:91:A:H62	1.98	0.61
6:AF:5:GLU:OE1	18:AR:22:TYR:HE2	1.84	0.61
33:DL:73:ILE:O	33:DL:105:ILE:HA	2.00	0.61
53:CA:644:U:H2'	53:CA:645:G:H8	1.64	0.61
54:CG:148:LYS:NZ	54:CG:148:LYS:HB2	2.16	0.61
2:AB:165:ALA:HB2	2:AB:186:VAL:HG12	1.82	0.61
22:DA:37:C:H2'	22:DA:38:A:O4'	1.99	0.61
31:DJ:6:ALA:HB3	31:DJ:45:THR:HB	1.81	0.61
22:DA:2324:U:C5'	22:DA:2325:G:H5''	2.30	0.61
53:CA:1151:A:O2'	53:CA:1152:A:O5'	2.18	0.61
22:DA:247:G:H4'	22:DA:386:G:C4	2.35	0.61
22:DA:1437:C:H2'	22:DA:1438:U:C6	2.36	0.61
22:DA:184:C:H2'	22:DA:185:G:H8	1.62	0.61
22:DA:1081:U:H4'	30:DI:123:ALA:HA	1.83	0.61
22:DA:1040:A:N1	22:DA:1116:G:O6	2.34	0.61
5:AE:153:ALA:HA	5:AE:156:ARG:CB	2.30	0.61
54:CG:136:LYS:O	54:CG:140:VAL:HG23	2.00	0.61
22:DA:234:U:H2'	22:DA:235:U:C6	2.35	0.61
12:AL:23:LEU:O	12:AL:25:ALA:N	2.32	0.61
2:CB:78:ALA:O	2:CB:213:LEU:HD23	2.01	0.61

Continued on next page...

Continued from previous page...

Atom-1	Atom-2	Interatomic distance (Å)	Clash overlap (Å)
34:BM:132:THR:CG2	34:BM:133:LYS:H	2.12	0.61
1:AA:206:C:C2	1:AA:207:C:H1'	2.35	0.61
51:B3:49:VAL:HG23	51:B3:53:ASP:HB2	1.81	0.61
4:AD:29:THR:C	4:AD:30:LYS:HD3	2.21	0.61
37:DP:50:ARG:HB3	37:DP:57:ALA:H	1.63	0.61
9:CI:27:ILE:HD13	9:CI:62:LEU:HB3	1.81	0.61
1:AA:1361:G:H2'	1:AA:1362:A:H5''	1.82	0.61
31:DJ:111:LYS:HB2	31:DJ:115:GLY:N	2.16	0.61
32:BK:107:LEU:O	32:BK:109:SER:N	2.33	0.61
25:DD:51:THR:HG21	25:DD:75:ALA:O	2.00	0.61
2:CB:160:LEU:HB2	2:CB:182:VAL:HG12	1.82	0.61
2:AB:53:LEU:HA	2:AB:56:LEU:HB3	1.82	0.61
5:AE:67:ARG:HB2	5:AE:68:ARG:HE	1.63	0.61
2:CB:31:PHE:HB2	2:CB:41:ASN:HB2	1.81	0.61
22:DA:2850:A:N7	22:DA:2868:A:O2'	2.25	0.61
37:DP:77:SER:OG	37:DP:79:VAL:HG22	2.00	0.61
22:DA:284:U:H2'	22:DA:285:G:H8	1.65	0.61
30:DI:106:GLN:HA	30:DI:109:ALA:HB3	1.82	0.61
15:AO:57:ARG:HB3	15:AO:57:ARG:HH11	1.66	0.61
53:CA:1460:C:H6	53:CA:1460:C:O5'	1.83	0.61
22:DA:2512:C:H2'	22:DA:2513:A:O4'	2.00	0.61
17:AQ:51:GLU:HG2	17:AQ:52:CYS:SG	2.40	0.61
29:BH:31:VAL:CB	29:BH:32:PRO:HD2	2.13	0.61
53:CA:112:G:C2	53:CA:330:C:C4	2.88	0.61
5:AE:81:GLN:HG2	5:AE:149:PRO:HG3	1.82	0.61
22:BA:242:G:H5''	51:B3:63:TYR:CE2	2.35	0.61
9:AI:50:PRO:HG3	9:AI:82:ILE:HD12	1.82	0.61
3:CC:10:ARG:NH2	3:CC:181:ILE:HB	2.13	0.61
10:AJ:52:LEU:HD23	10:AJ:62:ARG:HG2	1.82	0.61
22:DA:2898:U:H2'	22:DA:2899:A:C8	2.35	0.61
22:BA:1747:U:H2'	22:BA:1748:C:C6	2.35	0.61
22:BA:142:A:H2'	22:BA:143:C:C6	2.36	0.61
37:BP:59:THR:OG1	37:BP:72:VAL:HG12	2.00	0.61
35:DN:24:MET:HG2	35:DN:44:LEU:HD22	1.82	0.61
1:AA:157:U:O2'	1:AA:158:G:H5'	2.00	0.61
46:DY:49:ASP:HA	46:DY:52:ARG:HD2	1.82	0.61
22:BA:1956:U:H2'	22:BA:1957:C:H5'	1.81	0.61
22:DA:1494:A:H2'	22:DA:1495:A:C8	2.35	0.61
56:CP:22:ALA:HA	56:CP:33:ILE:HG13	1.82	0.61
22:DA:2197:U:O2'	22:DA:2198:A:C8	2.51	0.61
22:DA:1388:G:N1	22:DA:1400:U:N3	2.48	0.61

Continued on next page...

Continued from previous page...

Atom-1	Atom-2	Interatomic distance (Å)	Clash overlap (Å)
22:BA:1178:C:H2'	22:BA:1179:G:N7	2.16	0.61
44:BW:37:VAL:CG1	44:BW:38:ARG:H	2.13	0.61
39:DR:49:ILE:HB	39:DR:51:VAL:O	2.01	0.61
53:CA:972:C:O2'	10:CJ:57:VAL:HG23	2.01	0.61
26:DE:133:LEU:O	26:DE:137:LYS:HB2	2.01	0.61
26:DE:126:VAL:HG11	26:DE:134:LEU:HD22	1.82	0.61
53:CA:1242:G:N2	53:CA:1243:C:H1'	2.16	0.61
3:AC:154:GLY:O	3:AC:195:ILE:HG12	2.01	0.61
9:AI:50:PRO:HB3	9:AI:83:THR:HG23	1.83	0.61
32:BK:71:ARG:HG3	32:BK:106:GLU:OE2	2.01	0.61
28:DG:94:ARG:NH2	28:DG:111:PRO:HB3	2.16	0.61
17:CQ:19:SER:HB3	17:CQ:70:LYS:NZ	2.16	0.61
22:DA:1060:U:H4'	22:DA:1061:U:H2'	1.80	0.61
22:BA:1993:U:H4'	25:BD:133:THR:CG2	2.30	0.61
22:DA:532:A:N1	22:DA:2020:A:O2'	2.30	0.61
28:BG:8:VAL:O	28:BG:9:VAL:HG12	2.01	0.61
53:CA:1304:G:H1'	53:CA:1333:A:N6	2.15	0.61
53:CA:1228:C:HO2'	53:CA:1229:A:H8	1.46	0.61
33:DL:93:ASN:CG	33:DL:94:THR:H	2.01	0.61
49:D1:8:ILE:HD11	49:D1:52:LYS:HE3	1.83	0.61
35:BN:1:MET:O	35:BN:2:ARG:HB2	2.00	0.61
22:BA:1847:A:H2'	22:BA:1847:A:N3	2.15	0.61
4:AD:151:GLN:H	4:AD:154:VAL:CG1	2.13	0.61
28:DG:70:LEU:O	28:DG:74:MET:HB2	1.99	0.61
8:CH:5:PRO:O	8:CH:8:ASP:HB3	2.01	0.61
8:CH:114:ALA:O	8:CH:117:GLN:HB3	2.01	0.61
22:BA:1268:A:C2	22:BA:2013:A:C4	2.88	0.61
53:CA:190:A:O5'	53:CA:190:A:H8	1.83	0.61
22:DA:2893:A:H4'	22:DA:2894:G:O5'	2.00	0.61
38:BQ:93:ILE:HG23	38:BQ:94:LEU:H	1.66	0.61
22:DA:1611:C:O2'	22:DA:1612:C:C6	2.54	0.61
31:DJ:4:PHE:O	31:DJ:44:TYR:CZ	2.54	0.61
22:DA:2336:A:N1	44:DW:56:HIS:HE1	1.98	0.61
32:DK:39:ILE:HB	32:DK:41:ILE:HD13	1.80	0.61
22:DA:217:A:H2'	22:DA:218:A:O4'	2.00	0.61
22:DA:1695:G:C8	24:DC:7:PRO:HB2	2.35	0.61
22:BA:2388:A:H5'	22:BA:2389:G:OP2	2.01	0.61
22:DA:139:U:H2'	22:DA:139:U:O2	2.00	0.61
35:DN:70:THR:O	35:DN:70:THR:HG22	2.00	0.61
22:DA:1654:A:O2'	22:DA:1655:A:O5'	2.18	0.61
37:BP:63:ILE:HG22	37:BP:63:ILE:O	2.01	0.61

Continued on next page...

Continued from previous page...

Atom-1	Atom-2	Interatomic distance (Å)	Clash overlap (Å)
54:CG:91:ARG:CG	54:CG:92:PRO:HD2	2.29	0.61
4:AD:55:ARG:HH12	4:AD:58:GLN:CG	2.14	0.61
22:DA:412:A:O2'	22:DA:413:C:H5'	2.00	0.61
53:CA:736:C:H2'	53:CA:737:C:H6	1.65	0.61
1:AA:1314:C:O2'	1:AA:1315:U:H5'	1.99	0.61
19:AS:17:LYS:HB3	19:AS:30:LEU:HD23	1.82	0.61
22:BA:20:C:O2'	22:BA:21:A:H5'	2.01	0.61
22:DA:1794:A:H1'	22:DA:1900:A:C2	2.35	0.61
22:DA:1993:U:H4'	25:DD:133:THR:CG2	2.31	0.61
1:AA:723:U:OP1	21:AU:48:LYS:HD3	1.99	0.61
1:AA:1491:G:H5'	1:AA:1492:A:OP1	2.00	0.61
11:AK:60:PHE:O	11:AK:63:GLN:HB3	2.00	0.61
55:CM:106:ARG:HH21	55:CM:112:ARG:CZ	2.14	0.61
31:BJ:4:PHE:O	31:BJ:44:TYR:HE1	1.81	0.61
4:CD:2:ARG:NH2	4:CD:114:ARG:HH11	1.99	0.61
6:AF:41:ASP:O	6:AF:43:GLY:N	2.34	0.61
53:CA:330:C:O2'	53:CA:331:G:C8	2.26	0.61
53:CA:976:G:C5'	53:CA:977:A:OP2	2.49	0.61
10:CJ:57:VAL:HG22	10:CJ:58:ASN:N	2.11	0.61
4:CD:23:GLY:O	4:CD:24:VAL:O	2.19	0.61
22:DA:309:A:H1'	22:DA:329:G:C4	2.36	0.61
22:DA:1265:A:C8	22:DA:1267:U:N3	2.68	0.61
53:CA:373:A:C8	53:CA:373:A:H5'	2.35	0.61
22:DA:2145:C:O2'	22:DA:2146:C:H3'	2.01	0.61
4:AD:55:ARG:HA	4:AD:55:ARG:HH11	1.65	0.61
21:CU:39:LYS:O	21:CU:43:GLU:HB2	2.01	0.61
1:AA:112:G:C6	1:AA:330:C:N4	2.68	0.61
22:BA:1936:A:C2	22:BA:1943:U:C5	2.89	0.61
22:BA:742:A:H2'	22:BA:743:A:C8	2.36	0.61
29:DH:93:SER:HB3	29:DH:121:VAL:HG21	1.81	0.61
22:DA:2074:U:O2'	22:DA:2075:U:H5'	1.99	0.61
22:BA:2472:G:H2'	22:BA:2475:C:H42	1.64	0.61
47:DZ:23:LEU:HD12	47:DZ:28:LEU:HD21	1.83	0.61
25:DD:121:THR:HG21	25:DD:127:PHE:CD1	2.35	0.61
36:DO:70:ALA:O	36:DO:74:VAL:HG23	2.01	0.61
22:BA:484:C:H2'	22:BA:485:C:H6	1.66	0.61
23:BB:78:A:C2	23:BB:99:A:C4	2.88	0.61
36:BO:24:THR:HG22	36:BO:42:PRO:HD3	1.83	0.61
45:DX:19:HIS:C	45:DX:21:LEU:H	2.04	0.61
33:BL:95:LEU:HD13	33:BL:100:ILE:HD11	1.83	0.61
22:BA:1070:A:C2	30:BI:9:LYS:HG2	2.35	0.61

Continued on next page...

Continued from previous page...

Atom-1	Atom-2	Interatomic distance (Å)	Clash overlap (Å)
53:CA:1254:A:H2'	53:CA:1255:G:C8	2.36	0.61
44:DW:8:SER:O	44:DW:9:THR:HB	2.01	0.61
22:DA:1275:A:N7	35:DN:16:HIS:HB2	2.16	0.61
22:DA:1944:U:O4'	22:DA:1955:U:H1'	2.01	0.61
38:BQ:40:LYS:HG2	38:BQ:44:TYR:CE1	2.36	0.61
22:BA:2591:C:H2'	22:BA:2592:G:C8	2.34	0.61
22:DA:624:C:O2'	22:DA:657:U:H5''	2.01	0.61
22:DA:1655:A:H5'	25:DD:118:PHE:CE1	2.36	0.61
22:DA:833:A:H2'	22:DA:834:G:C8	2.35	0.61
22:BA:747:U:C4	22:BA:2613:U:C5	2.89	0.61
22:DA:2285:C:H5	49:D1:5:ARG:NH2	1.98	0.61
28:DG:83:THR:C	28:DG:84:LYS:HD3	2.21	0.61
22:DA:946:C:H2'	22:DA:947:A:H8	1.65	0.61
22:DA:2563:U:C1'	22:DA:2566:A:N6	2.64	0.61
53:CA:350:G:C6	53:CA:351:G:C6	2.88	0.61
1:AA:1452:C:H4'	1:AA:1453:G:C4	2.35	0.61
22:DA:2638:G:O2'	22:DA:2639:A:C8	2.52	0.61
39:BR:62:GLU:O	39:BR:64:VAL:HG23	2.01	0.61
22:DA:1993:U:H4'	25:DD:133:THR:HG22	1.83	0.61
9:CI:29:ILE:HA	9:CI:64:ILE:O	2.00	0.61
15:CO:24:THR:HG21	15:CO:69:LEU:HB2	1.83	0.61
22:BA:1371:G:N7	62:BA:3400:HOH:O	2.31	0.61
22:BA:1830:C:H2'	22:BA:1831:G:H8	1.66	0.61
25:DD:29:VAL:HB	25:DD:98:VAL:HG12	1.83	0.61
55:CM:82:LEU:HD21	19:CS:60:PHE:HB3	1.82	0.61
22:BA:2790:U:H4'	22:BA:2791:G:OP1	1.99	0.61
22:DA:242:G:H8	51:D3:3:ILE:O	1.84	0.61
22:DA:379:G:C6	22:DA:380:G:C5	2.89	0.61
45:DX:30:PRO:HG2	45:DX:32:LEU:HD21	1.82	0.61
44:BW:41:GLY:HA2	44:BW:44:PHE:CE2	2.36	0.61
17:AQ:10:ARG:O	17:AQ:22:VAL:HG13	2.01	0.61
17:AQ:46:HIS:HA	17:AQ:70:LYS:HE3	1.81	0.61
22:DA:1062:G:H22	22:DA:1077:A:H2	1.49	0.61
53:CA:995:C:N4	53:CA:1046:A:H1'	2.16	0.61
3:AC:156:LEU:CD1	3:AC:156:LEU:H	2.10	0.61
22:DA:1998:A:H2'	22:DA:1999:C:H6	1.66	0.61
2:CB:127:LYS:HE2	2:CB:136:ARG:HH21	1.66	0.61
23:BB:90:C:C6	23:BB:90:C:H5''	2.32	0.61
53:CA:251:G:H21	53:CA:253:A:H62	1.48	0.61
11:AK:91:GLY:O	11:AK:95:THR:HB	2.01	0.61
41:BT:24:MET:HG3	41:BT:29:THR:HG23	1.81	0.61

Continued on next page...

Continued from previous page...

Atom-1	Atom-2	Interatomic distance (Å)	Clash overlap (Å)
22:BA:2602:A:H4'	22:BA:2603:G:O5'	2.01	0.61
1:AA:820:U:H4'	1:AA:821:G:OP2	2.01	0.61
22:DA:410:G:N1	22:DA:2407:A:N6	2.48	0.61
1:AA:684:U:H1'	11:AK:39:ASN:O	2.01	0.61
36:BO:105:ALA:O	36:BO:106:LEU:HB3	1.99	0.61
36:BO:75:GLY:HA2	36:BO:106:LEU:HD13	1.81	0.61
58:DF:16:MET:HA	58:DF:21:TYR:HB2	1.81	0.61
35:DN:103:ARG:HB2	35:DN:110:MET:CG	2.30	0.61
28:BG:82:PHE:HB2	28:BG:134:GLY:O	2.01	0.61
24:DC:13:ARG:HG2	24:DC:14:HIS:CD2	2.36	0.61
22:BA:1009:A:OP2	31:BJ:39:LYS:NZ	2.32	0.61
22:BA:2804:U:H2'	22:BA:2805:C:H6	1.66	0.61
22:BA:2292:U:H2'	22:BA:2293:G:H8	1.65	0.61
17:CQ:25:GLU:HG2	17:CQ:40:THR:HG22	1.82	0.61
24:BC:251:THR:HG22	24:BC:252:LYS:H	1.66	0.61
22:BA:2207:C:H2'	22:BA:2208:C:C6	2.35	0.61
22:BA:843:G:O2'	22:BA:844:A:H5'	2.01	0.61
13:AM:45:SER:O	13:AM:46:GLU:HB2	2.01	0.61
53:CA:1400:C:H4'	53:CA:1401:G:OP2	2.00	0.61
28:BG:33:THR:HA	28:BG:34:ARG:HH11	1.66	0.61
16:AP:52:LEU:O	16:AP:54:LEU:HD12	2.00	0.61
22:DA:1395:A:H4'	22:DA:1397:U:C5	2.36	0.60
57:DB:108:A:O2'	57:DB:109:A:OP1	2.14	0.60
31:DJ:64:VAL:HG22	31:DJ:68:LYS:HE2	1.83	0.60
24:DC:183:VAL:HG13	24:DC:185:ALA:H	1.64	0.60
21:AU:33:ARG:HE	21:AU:34:ARG:HG3	1.66	0.60
5:AE:158:LYS:HE2	8:AH:63:LYS:NZ	2.16	0.60
14:CN:9:GLU:HA	14:CN:12:ARG:HD2	1.83	0.60
22:DA:867:C:O2'	22:DA:868:U:O5'	2.17	0.60
5:CE:44:ARG:NH2	5:CE:70:MET:HB2	2.15	0.60
22:DA:2215:C:O2'	22:DA:2216:G:H8	1.84	0.60
32:BK:10:VAL:HG11	32:BK:16:ALA:HB2	1.83	0.60
53:CA:920:U:H2'	53:CA:921:U:H6	1.63	0.60
10:AJ:29:ALA:CB	10:AJ:36:VAL:HG21	2.30	0.60
34:DM:36:VAL:HG13	43:DV:82:TYR:CD1	2.36	0.60
25:BD:121:THR:O	25:BD:122:VAL:HB	2.00	0.60
31:BJ:55:ILE:HD11	31:BJ:57:LEU:HD22	1.82	0.60
31:BJ:54:ILE:HD11	31:BJ:56:VAL:CG2	2.30	0.60
2:AB:58:LYS:NZ	2:AB:62:ARG:HG3	2.16	0.60
36:BO:88:LYS:HE2	36:BO:116:GLN:NE2	2.15	0.60
53:CA:932:C:H5''	54:CG:2:ARG:HD3	1.81	0.60

Continued on next page...

Continued from previous page...

Atom-1	Atom-2	Interatomic distance (Å)	Clash overlap (Å)
22:DA:151:C:H2'	22:DA:152:A:C8	2.36	0.60
31:BJ:73:VAL:HG23	31:BJ:74:TYR:N	2.16	0.60
9:AI:112:ARG:HH22	10:AJ:64:GLN:NE2	1.99	0.60
53:CA:801:U:O2'	53:CA:802:A:H5'	2.01	0.60
17:CQ:25:GLU:HA	17:CQ:39:ARG:O	2.00	0.60
8:CH:93:LYS:N	8:CH:93:LYS:HD3	2.15	0.60
7:AG:53:SER:C	7:AG:55:LYS:H	2.04	0.60
31:DJ:36:LEU:HD21	31:DJ:122:LEU:HD13	1.81	0.60
4:CD:111:ALA:O	4:CD:114:ARG:HB3	2.00	0.60
53:CA:1136:C:C5	53:CA:1138:G:O6	2.54	0.60
25:BD:99:GLU:CG	25:BD:100:LEU:N	2.64	0.60
22:BA:163:C:OP1	22:BA:163:C:H6	1.84	0.60
53:CA:1323:G:H2'	53:CA:1324:A:C8	2.36	0.60
53:CA:409:U:H2'	53:CA:410:G:O4'	2.00	0.60
22:DA:1965:C:H5''	22:DA:1966:A:H2'	1.82	0.60
35:BN:33:ILE:HD11	35:BN:118:ARG:HH21	1.64	0.60
1:AA:212:G:H2'	1:AA:213:G:H8	1.66	0.60
22:DA:1568:G:H21	24:DC:57:HIS:HE1	1.45	0.60
15:CO:63:ARG:HH22	22:DA:715:A:C5'	2.13	0.60
10:CJ:30:LYS:CG	10:CJ:36:VAL:HG22	2.31	0.60
24:DC:77:VAL:HG23	24:DC:111:ALA:HA	1.82	0.60
58:DF:36:ASN:O	58:DF:37:MET:HB3	2.00	0.60
33:DL:96:LYS:HE2	33:DL:102:GLY:O	2.01	0.60
53:CA:206:C:H2'	53:CA:207:C:H4'	1.83	0.60
22:BA:2325:G:C6	22:BA:2326:C:N4	2.69	0.60
3:AC:21:TRP:CD1	3:AC:58:ARG:HG2	2.36	0.60
22:DA:1510:G:N2	22:DA:1511:G:C4	2.69	0.60
22:BA:2211:A:O2'	22:BA:2212:A:P	2.58	0.60
22:BA:2292:U:H2'	22:BA:2293:G:C8	2.36	0.60
22:BA:675:A:H4'	26:BE:62:GLN:NE2	2.16	0.60
37:BP:91:VAL:O	37:BP:92:ARG:HG2	2.01	0.60
48:B0:50:GLY:O	48:B0:51:ARG:O	2.19	0.60
33:BL:47:ARG:HG3	33:BL:50:PHE:HB2	1.82	0.60
22:DA:394:C:C2'	22:DA:395:U:H5'	2.30	0.60
30:DI:50:LYS:HE2	30:DI:50:LYS:HA	1.83	0.60
36:DO:20:GLU:HG3	44:DW:50:VAL:HG11	1.82	0.60
53:CA:121:U:H3'	53:CA:121:U:OP1	2.01	0.60
22:DA:1616:A:H8	22:DA:1616:A:OP1	1.84	0.60
31:DJ:44:TYR:HB2	38:DQ:63:ARG:NH1	2.16	0.60
44:BW:22:VAL:O	44:BW:25:PHE:HD2	1.84	0.60
22:DA:1135:C:H2'	22:DA:1137:G:OP2	2.01	0.60

Continued on next page...

Continued from previous page...

Atom-1	Atom-2	Interatomic distance (Å)	Clash overlap (Å)
10:CJ:52:LEU:CD2	10:CJ:62:ARG:HG2	2.30	0.60
30:BI:15:GLY:CA	30:BI:50:LYS:HB3	2.28	0.60
42:DU:35:VAL:HG12	42:DU:36:GLU:H	1.67	0.60
22:DA:2882:A:H5''	35:DN:96:ARG:HD3	1.84	0.60
39:BR:61:ALA:CB	39:BR:98:ILE:HA	2.26	0.60
22:DA:265:A:N7	22:DA:427:U:O2'	2.35	0.60
53:CA:32:A:H2'	53:CA:33:A:C8	2.35	0.60
32:DK:104:THR:C	32:DK:106:GLU:H	2.05	0.60
1:AA:404:G:N7	4:AD:1:ALA:HB2	2.16	0.60
28:DG:84:LYS:O	28:DG:85:LYS:HB3	2.01	0.60
1:AA:201:G:H2'	1:AA:202:G:O4'	2.01	0.60
22:DA:1779:U:H5	22:DA:1784:A:N7	1.99	0.60
3:CC:84:GLU:C	3:CC:86:LEU:H	2.04	0.60
24:BC:158:GLY:H	24:BC:194:VAL:HG13	1.66	0.60
3:AC:110:LEU:HD21	3:AC:143:LEU:HD23	1.82	0.60
22:DA:2716:C:O2'	22:DA:2717:C:H5'	2.01	0.60
20:AT:5:SER:OG	20:AT:6:ALA:N	2.34	0.60
22:DA:1352:U:H5	22:DA:1377:G:C6	2.19	0.60
40:BS:48:LYS:O	40:BS:52:GLU:HG3	2.01	0.60
1:AA:1329:A:H5''	13:AM:25:GLY:H	1.65	0.60
22:DA:2:G:C6	22:DA:3:U:C4	2.89	0.60
22:BA:2648:G:H2'	22:BA:2649:C:C6	2.36	0.60
22:DA:2439:A:C8	22:DA:2586:U:H4'	2.36	0.60
53:CA:1493:A:H3'	22:DA:1913:A:N6	2.16	0.60
44:DW:77:LYS:O	44:DW:78:PHE:HB2	2.01	0.60
22:DA:1552:A:C2'	22:DA:1552:A:N3	2.65	0.60
24:DC:131:MET:HG2	24:DC:134:ILE:HD11	1.84	0.60
22:DA:1079:C:N3	22:DA:1088:A:H2	1.99	0.60
22:DA:1056:G:C1'	22:DA:1103:A:H61	2.14	0.60
1:AA:842:U:H3'	1:AA:843:U:H5''	1.84	0.60
22:DA:234:U:O2'	22:DA:235:U:H5'	2.00	0.60
22:BA:569:U:H1'	22:BA:947:A:O4'	2.01	0.60
31:BJ:21:THR:HG22	31:BJ:22:GLY:H	1.64	0.60
17:CQ:19:SER:CB	17:CQ:70:LYS:HZ2	2.13	0.60
5:AE:83:PRO:HB3	5:AE:96:GLN:HE21	1.65	0.60
31:BJ:17:VAL:CG2	31:BJ:137:PRO:HB2	2.31	0.60
38:DQ:4:LYS:HZ2	38:DQ:6:GLY:HA3	1.66	0.60
22:BA:2821:A:OP2	25:BD:115:GLY:N	2.34	0.60
53:CA:392:C:H2'	53:CA:393:A:C8	2.36	0.60
25:DD:29:VAL:HB	25:DD:98:VAL:CG1	2.31	0.60
22:DA:1790:C:O2'	24:DC:207:ALA:HB2	2.01	0.60

Continued on next page...

Continued from previous page...

Atom-1	Atom-2	Interatomic distance (Å)	Clash overlap (Å)
1:AA:299:G:H2'	1:AA:300:A:C8	2.36	0.60
53:CA:828:U:H2'	53:CA:829:G:O5'	2.00	0.60
22:DA:1821:A:H5'	24:DC:156:SER:OG	2.01	0.60
29:DH:49:ALA:O	29:DH:53:GLU:HB2	2.01	0.60
53:CA:1057:G:H4'	3:CC:196:GLY:H	1.67	0.60
1:AA:539:A:H2'	1:AA:540:G:C8	2.36	0.60
33:BL:77:ILE:HG12	33:BL:95:LEU:HD13	1.82	0.60
44:BW:37:VAL:CG1	44:BW:38:ARG:N	2.65	0.60
1:AA:1469:C:C5'	1:AA:1469:C:H6	2.12	0.60
22:DA:54:G:H2'	22:DA:55:G:O4'	2.00	0.60
38:BQ:81:GLY:HA2	38:BQ:116:LEU:HD13	1.81	0.60
53:CA:701:U:O2'	53:CA:702:A:P	2.58	0.60
22:DA:1338:G:C2'	22:DA:1339:G:H5'	2.31	0.60
37:BP:24:THR:CG2	37:BP:86:LYS:HB2	2.30	0.60
33:DL:79:LEU:HB3	33:DL:114:GLY:H	1.65	0.60
22:DA:2758:A:C2'	22:DA:2759:G:H5'	2.30	0.60
53:CA:268:U:H2'	53:CA:269:C:C6	2.35	0.60
22:DA:2142:A:O3'	22:DA:2143:C:H4'	2.01	0.60
8:CH:28:SER:HB2	8:CH:57:GLU:O	2.01	0.60
32:BK:59:LYS:HE2	32:BK:89:ASN:O	2.01	0.60
31:DJ:56:VAL:HG11	31:DJ:101:ILE:HG21	1.82	0.60
33:BL:89:VAL:HA	33:BL:121:THR:HG23	1.84	0.60
37:BP:105:LYS:HA	37:BP:108:ARG:HH21	1.67	0.60
1:AA:834:U:OP1	18:AR:48:ALA:HB2	2.02	0.60
22:DA:156:A:H2'	22:DA:157:C:H6	1.67	0.60
25:DD:47:ALA:HB2	25:DD:83:ARG:HD2	1.83	0.60
8:CH:104:SER:O	8:CH:122:GLY:HA3	2.02	0.60
6:AF:52:ASN:O	6:AF:53:LYS:HB3	2.01	0.60
17:CQ:47:ASP:HB3	17:CQ:74:LEU:HB3	1.82	0.60
43:BV:65:VAL:O	43:BV:65:VAL:HG22	2.01	0.60
35:BN:47:VAL:O	35:BN:50:PRO:HD2	2.02	0.60
33:BL:100:ILE:HD12	33:BL:101:ILE:HD13	1.84	0.60
22:DA:120:U:H4'	22:DA:121:G:H5'	1.83	0.60
22:DA:1827:U:H2'	22:DA:1828:G:O4'	2.02	0.60
22:DA:110:G:N2	22:DA:111:A:H1'	2.17	0.60
2:CB:90:PHE:CE2	2:CB:149:GLY:HA3	2.36	0.60
22:BA:1730:C:H1'	22:BA:1731:G:C2	2.36	0.60
8:AH:63:LYS:O	8:AH:70:VAL:HG23	2.02	0.60
53:CA:373:A:N3	53:CA:374:A:C8	2.70	0.60
22:DA:686:U:C6	22:DA:788:A:N1	2.70	0.60
2:CB:125:PHE:CD1	2:CB:137:THR:HG22	2.36	0.60

Continued on next page...

Continued from previous page...

Atom-1	Atom-2	Interatomic distance (Å)	Clash overlap (Å)
54:CG:110:ARG:HG3	54:CG:111:GLY:N	2.15	0.60
1:AA:1225:A:H2'	1:AA:1226:C:C6	2.37	0.60
27:BF:134:GLN:HG2	27:BF:135:ILE:N	2.17	0.60
22:DA:855:G:N3	44:DW:23:LYS:HE3	2.16	0.60
1:AA:1303:C:H2'	1:AA:1304:G:H8	1.67	0.60
22:DA:777:G:N7	22:DA:793:A:C2	2.67	0.60
22:BA:1354:A:H2'	22:BA:1355:G:O4'	2.00	0.60
22:BA:1856:U:H3	22:BA:1886:U:H3	1.49	0.60
22:DA:2716:C:H2'	22:DA:2717:C:C6	2.35	0.60
19:AS:46:LEU:H	19:AS:61:VAL:HG23	1.66	0.60
37:DP:9:GLN:HB3	37:DP:12:MET:CE	2.31	0.60
14:AN:50:LEU:HB3	14:AN:51:PRO:HD2	1.82	0.60
2:AB:49:PHE:HB2	2:AB:53:LEU:HD23	1.84	0.60
53:CA:160:A:H2'	53:CA:161:A:O4'	2.01	0.60
51:D3:61:LEU:HB2	51:D3:64:ALA:HB3	1.84	0.60
8:AH:103:VAL:HG12	8:AH:124:ILE:HG22	1.84	0.60
32:BK:34:GLY:O	32:BK:35:VAL:C	2.40	0.60
22:DA:1285:A:N6	22:DA:1329:U:C5	2.70	0.60
35:DN:92:GLY:H	35:DN:94:TYR:HE1	1.47	0.60
22:DA:1676:A:H2'	22:DA:1677:A:O4'	2.00	0.60
22:DA:1810:A:H2'	22:DA:1811:G:O4'	2.01	0.60
4:CD:190:LEU:O	4:CD:191:SER:O	2.20	0.60
57:DB:54:G:O2'	58:DF:24:VAL:HG21	2.01	0.60
22:DA:2333:A:H1'	22:DA:2335:A:C8	2.36	0.60
22:DA:489:G:H2'	22:DA:491:G:C8	2.36	0.60
53:CA:704:A:O2'	53:CA:705:G:C8	2.52	0.60
53:CA:704:A:O2'	53:CA:705:G:O5'	2.19	0.60
22:DA:204:A:C5	22:DA:206:U:O4	2.54	0.60
51:D3:28:LEU:HA	51:D3:32:LEU:HD21	1.82	0.60
22:DA:1734:G:O2'	22:DA:1735:A:H8	1.83	0.60
4:CD:8:LEU:HD22	4:CD:21:LYS:HD2	1.83	0.60
22:BA:1475:G:HO2'	22:BA:1476:U:P	2.24	0.60
40:BS:73:LYS:HB2	40:BS:106:VAL:HB	1.84	0.60
21:AU:35:GLU:O	21:AU:36:PHE:HB2	2.01	0.60
22:BA:729:G:C4	22:BA:1775:U:O2	2.53	0.60
22:BA:1585:C:C2'	22:BA:1586:A:H5'	2.32	0.60
53:CA:71:A:C6	53:CA:100:G:C5	2.89	0.60
1:AA:1180:A:H5''	1:AA:1181:G:OP2	2.01	0.60
36:BO:76:LYS:O	36:BO:80:GLU:HG2	2.01	0.60
35:DN:33:ILE:HG23	35:DN:114:GLU:HB2	1.82	0.60
2:CB:9:LEU:HD12	2:CB:11:ALA:C	2.22	0.60

Continued on next page...

Continued from previous page...

Atom-1	Atom-2	Interatomic distance (Å)	Clash overlap (Å)
53:CA:998:C:H2'	53:CA:999:C:H6	1.65	0.60
18:CR:31:TYR:CD2	18:CR:54:LEU:HD21	2.35	0.60
53:CA:129:A:O2'	53:CA:130:A:C8	2.54	0.60
3:AC:137:VAL:HA	3:AC:148:ILE:HD13	1.83	0.60
22:BA:1233:C:C4	22:BA:1234:U:C5	2.89	0.60
1:AA:1234:C:C2'	1:AA:1235:U:H5'	2.31	0.60
1:AA:279:A:H5'	1:AA:279:A:H8	1.66	0.60
39:BR:45:GLU:HA	39:BR:45:GLU:OE2	2.01	0.60
35:BN:23:ASN:HD22	35:BN:23:ASN:N	2.00	0.60
2:AB:132:GLU:HG3	2:AB:132:GLU:O	2.00	0.60
17:AQ:30:HIS:HB2	17:AQ:37:ILE:HD11	1.84	0.60
22:DA:1808:A:N7	45:DX:27:ARG:NH1	2.49	0.60
22:DA:1394:U:H4'	22:DA:1603:A:H4'	1.84	0.60
22:DA:1469:A:H2'	22:DA:1470:A:H8	1.66	0.60
22:BA:904:G:C4	22:BA:905:A:N7	2.70	0.60
22:DA:1536:C:C2	22:DA:1536:C:OP2	2.55	0.60
22:DA:249:C:H4'	22:DA:250:G:O5'	2.01	0.60
22:DA:234:U:H2'	22:DA:235:U:H6	1.67	0.60
22:DA:616:A:C2'	22:DA:617:G:C8	2.78	0.60
41:DT:43:ILE:CG2	41:DT:58:VAL:HG11	2.32	0.60
53:CA:1446:A:C2'	53:CA:1447:A:H5''	2.32	0.60
22:BA:1256:G:H21	26:BE:77:ILE:HG13	1.65	0.60
53:CA:1071:C:H2'	53:CA:1072:G:H8	1.66	0.60
34:BM:21:ALA:CB	34:BM:100:LYS:N	2.64	0.60
22:BA:172:A:O2'	22:BA:173:A:H5'	2.01	0.60
29:DH:31:VAL:HB	29:DH:32:PRO:HD3	1.83	0.60
53:CA:423:G:N3	53:CA:423:G:H2'	2.17	0.60
32:DK:88:ASN:CB	32:DK:91:SER:HB2	2.32	0.60
22:BA:1159:U:O2'	22:BA:1160:G:H5'	2.01	0.60
21:AU:48:LYS:HA	21:AU:51:ALA:HB3	1.84	0.60
22:BA:1171:G:C6	22:BA:1172:C:C4	2.89	0.60
5:CE:95:MET:HB3	5:CE:124:ALA:HB2	1.83	0.60
53:CA:369:G:OP2	53:CA:388:G:N2	2.33	0.60
25:BD:24:VAL:HA	25:BD:191:GLY:H	1.67	0.60
1:AA:657:U:O2	15:AO:21:THR:HG23	2.01	0.60
38:DQ:111:LYS:HE3	39:DR:48:LYS:HD3	1.83	0.60
53:CA:599:C:H4'	8:CH:121:GLY:C	2.21	0.60
53:CA:484:G:H4'	53:CA:485:U:O5'	1.98	0.60
27:BF:116:LEU:O	27:BF:176:PHE:HA	2.01	0.60
46:BY:23:ARG:O	46:BY:24:GLU:C	2.39	0.60
34:DM:8:LYS:HA	34:DM:8:LYS:HE3	1.82	0.60

Continued on next page...

Continued from previous page...

Atom-1	Atom-2	Interatomic distance (Å)	Clash overlap (Å)
22:DA:1809:A:C2	22:DA:1810:A:C5	2.90	0.60
38:BQ:96:ASP:C	38:BQ:98:ALA:H	2.05	0.60
34:BM:33:LEU:HD22	34:BM:128:THR:HB	1.84	0.60
22:DA:1535:A:H2'	22:DA:1535:A:N3	2.16	0.60
22:DA:125:A:C5'	50:D2:19:ARG:HD3	2.32	0.60
14:CN:80:ARG:HH11	14:CN:80:ARG:HG2	1.67	0.60
30:BI:10:LEU:HD13	30:BI:27:LEU:HA	1.84	0.60
53:CA:519:C:O2'	53:CA:520:A:H5'	2.02	0.60
38:BQ:65:ASN:ND2	38:BQ:69:ARG:NH2	2.48	0.60
1:AA:1124:G:H3'	1:AA:1145:A:N6	2.17	0.60
33:DL:92:LEU:CD2	33:DL:124:GLY:HA3	2.32	0.60
40:BS:4:ILE:HG22	40:BS:106:VAL:HG13	1.84	0.60
1:AA:1218:C:H2'	1:AA:1219:A:H8	1.65	0.60
39:DR:68:ARG:HD2	39:DR:92:TRP:CH2	2.37	0.60
54:CG:78:ARG:HA	54:CG:84:TYR:HB2	1.83	0.60
53:CA:958:A:H62	19:CS:54:ARG:NH1	2.00	0.60
32:DK:88:ASN:HB2	32:DK:91:SER:HB2	1.84	0.60
25:BD:11:MET:HE1	25:BD:192:ALA:HA	1.83	0.60
3:CC:14:VAL:HG12	3:CC:14:VAL:O	2.01	0.60
22:DA:2303:G:H5'	58:DF:121:PHE:CE1	2.37	0.60
22:BA:1568:G:H4'	24:BC:58:LYS:HB3	1.84	0.60
22:DA:104:A:H2'	22:DA:105:C:O4'	2.02	0.60
16:AP:5:ARG:HA	16:AP:68:SER:OG	2.02	0.60
22:BA:520:G:H2'	22:BA:521:U:C6	2.37	0.60
31:BJ:45:THR:HG23	31:BJ:45:THR:O	2.02	0.60
22:DA:1342:A:C5	22:DA:1345:C:N4	2.70	0.60
57:DB:15:A:C8	57:DB:109:A:N6	2.70	0.60
22:DA:2331:G:N1	22:DA:2385:C:N4	2.49	0.60
37:BP:50:ARG:O	37:BP:51:ASN:HB2	2.01	0.60
22:BA:1062:G:O2'	22:BA:1063:G:O4'	2.20	0.60
1:AA:451:A:C4'	1:AA:452:A:O5'	2.44	0.60
51:D3:23:HIS:O	51:D3:46:LYS:HB2	2.02	0.60
32:BK:18:ARG:H	32:BK:45:GLU:CB	2.11	0.60
22:DA:1774:C:O2	24:DC:10:PRO:HB2	2.02	0.60
22:DA:729:G:N3	22:DA:729:G:H2'	2.16	0.60
5:AE:24:VAL:O	5:AE:25:LYS:C	2.39	0.60
53:CA:963:G:C6	53:CA:973:G:O6	2.54	0.60
53:CA:982:U:H4'	53:CA:983:A:O5'	2.01	0.60
26:DE:130:LYS:HG3	26:DE:133:LEU:HD13	1.84	0.60
38:DQ:91:ARG:HG3	39:DR:11:GLN:CD	2.21	0.60
11:CK:81:LEU:HD11	11:CK:104:PHE:CD2	2.36	0.60

Continued on next page...

Continued from previous page...

Atom-1	Atom-2	Interatomic distance (Å)	Clash overlap (Å)
22:DA:28:A:C6	22:DA:513:A:C8	2.90	0.60
12:AL:29:LYS:O	12:AL:81:ILE:HG22	2.02	0.60
22:BA:2134:A:HO2'	22:BA:2135:A:H8	1.50	0.60
22:DA:749:A:C4	22:DA:750:A:C8	2.89	0.60
35:DN:2:ARG:HD2	35:DN:5:LYS:HB3	1.83	0.60
53:CA:247:G:C6	53:CA:278:G:C2	2.90	0.60
26:BE:108:ILE:HB	33:BL:2:ARG:HH22	1.67	0.60
26:BE:150:THR:HA	26:BE:189:THR:HG23	1.84	0.60
24:BC:90:ILE:CG2	24:BC:102:TYR:CD1	2.85	0.60
53:CA:1067:A:H4'	53:CA:1068:G:O5'	1.98	0.60
37:DP:50:ARG:HB3	37:DP:56:SER:HB3	1.83	0.60
22:DA:960:A:H2'	22:DA:962:G:H5'	1.84	0.60
22:DA:982:C:H5''	22:DA:983:A:OP1	2.02	0.60
28:BG:8:VAL:HG12	28:BG:9:VAL:N	2.17	0.60
3:AC:10:ARG:HH21	3:AC:181:ILE:HG13	1.66	0.60
1:AA:109:A:H2'	1:AA:326:G:N2	2.15	0.60
17:AQ:79:GLU:C	17:AQ:80:LYS:HD3	2.23	0.60
22:BA:1414:C:C4	22:BA:1415:U:C5	2.89	0.60
22:BA:893:C:H2'	22:BA:894:U:O4'	2.01	0.60
22:BA:64:A:H2'	22:BA:65:U:C6	2.37	0.60
55:CM:111:PRO:HG2	55:CM:113:LYS:HG3	1.83	0.60
5:CE:155:LYS:HB3	8:CH:70:VAL:HG23	1.84	0.60
53:CA:1416:G:N2	53:CA:1485:U:H1'	2.17	0.60
22:DA:1819:A:H4'	22:DA:1820:U:H5'	1.84	0.60
28:DG:139:VAL:HA	28:DG:142:GLN:HB3	1.83	0.60
22:BA:2681:C:H4'	22:BA:2682:A:OP1	2.00	0.60
22:BA:974:G:H8	22:BA:990:A:H62	1.49	0.60
2:CB:212:TYR:HD2	2:CB:212:TYR:O	1.84	0.60
22:BA:996:A:H4'	38:BQ:91:ARG:CG	2.32	0.59
22:DA:36:G:N1	22:DA:445:C:C4	2.70	0.59
33:BL:77:ILE:O	33:BL:110:VAL:O	2.19	0.59
22:DA:304:U:H2'	22:DA:305:C:C6	2.37	0.59
9:CI:6:TYR:HE2	9:CI:17:ARG:HA	1.67	0.59
22:DA:70:G:C4'	22:DA:71:A:OP1	2.43	0.59
33:BL:29:LYS:HG2	33:BL:30:THR:HG23	1.83	0.59
53:CA:1363:A:C5	53:CA:1365:G:C6	2.90	0.59
14:CN:52:ARG:HA	14:CN:52:ARG:NE	2.17	0.59
18:CR:63:TYR:CE2	18:CR:69:TYR:OH	2.54	0.59
53:CA:814:A:C5'	53:CA:1511:G:H4'	2.29	0.59
34:DM:17:ASN:O	34:DM:18:ARG:HG2	2.02	0.59
5:AE:82:HIS:HB2	5:AE:83:PRO:HD2	1.85	0.59

Continued on next page...

Continued from previous page...

Atom-1	Atom-2	Interatomic distance (Å)	Clash overlap (Å)
22:BA:2636:C:H2'	22:BA:2637:U:C6	2.36	0.59
46:BY:45:GLN:O	46:BY:46:VAL:CB	2.49	0.59
33:DL:17:LYS:HZ3	33:DL:19:LEU:HD22	1.67	0.59
57:DB:86:G:C2'	57:DB:87:U:H5''	2.30	0.59
46:DY:1:MET:H3	46:DY:1:MET:HE2	1.67	0.59
22:DA:1838:C:H4'	22:DA:1839:G:C8	2.36	0.59
58:DF:91:ARG:HA	58:DF:95:MET:SD	2.42	0.59
22:DA:1343:G:C5	22:DA:1597:A:N6	2.70	0.59
32:BK:63:VAL:HG22	32:BK:107:LEU:HD21	1.84	0.59
32:BK:76:VAL:HB	37:BP:72:VAL:CG2	2.32	0.59
45:BX:65:THR:O	45:BX:68:ALA:HB3	2.02	0.59
4:AD:160:LEU:H	4:AD:160:LEU:HD13	1.65	0.59
29:BH:147:VAL:HG12	29:BH:149:GLU:HG3	1.84	0.59
1:AA:8:A:H62	4:AD:204:SER:HB2	1.67	0.59
6:CF:88:MET:HG2	6:CF:90:MET:SD	2.42	0.59
1:AA:538:G:OP2	12:AL:111:GLN:HB2	2.02	0.59
53:CA:928:G:C2	53:CA:1390:U:O2	2.55	0.59
28:BG:38:ASP:OD1	28:BG:38:ASP:N	2.35	0.59
22:BA:654:A:H5'	22:BA:654:A:N3	2.16	0.59
22:DA:1009:A:H2'	62:DA:3759:HOH:O	2.02	0.59
22:DA:729:G:C2'	22:DA:729:G:N3	2.65	0.59
22:DA:763:G:O2'	22:DA:764:A:H3'	2.02	0.59
12:CL:82:ARG:HG2	12:CL:82:ARG:NH1	2.17	0.59
22:DA:1038:G:C2	22:DA:1039:A:N7	2.70	0.59
53:CA:1361:G:H2'	53:CA:1362:A:H5'	1.84	0.59
22:DA:1279:G:OP1	35:DN:35:LYS:HG3	2.01	0.59
22:DA:1252:G:H5''	62:DA:3286:HOH:O	2.02	0.59
22:BA:1110:G:O2'	22:BA:1111:A:C8	2.49	0.59
25:DD:107:VAL:CG1	25:DD:109:VAL:HG23	2.32	0.59
20:CT:2:ASN:N	20:CT:7:LYS:HZ3	2.00	0.59
35:BN:55:ALA:HA	35:BN:80:PHE:CE1	2.37	0.59
24:BC:141:HIS:CD2	24:BC:192:GLY:O	2.54	0.59
3:AC:21:TRP:CG	3:AC:58:ARG:HG2	2.38	0.59
22:DA:2550:G:C2	22:DA:2559:C:O2	2.55	0.59
22:BA:194:G:N7	62:BA:3749:HOH:O	2.31	0.59
22:DA:607:U:O4	22:DA:619:G:H2'	2.02	0.59
22:BA:2305:U:H2'	22:BA:2306:C:O4'	2.02	0.59
22:BA:2793:C:H2'	22:BA:2794:C:H6	1.67	0.59
3:CC:120:THR:O	3:CC:120:THR:HG22	2.03	0.59
27:BF:97:GLU:O	27:BF:101:ARG:HG2	2.01	0.59
22:BA:999:U:C5	22:BA:1154:G:C5	2.89	0.59

Continued on next page...

Continued from previous page...

Atom-1	Atom-2	Interatomic distance (Å)	Clash overlap (Å)
41:BT:50:LEU:O	41:BT:51:PHE:HB2	2.02	0.59
22:DA:1141:U:H4'	22:DA:1142:A:O5'	2.02	0.59
53:CA:91:U:O2'	53:CA:92:U:H6	1.85	0.59
2:CB:80:LYS:HD3	2:CB:90:PHE:CZ	2.38	0.59
5:AE:110:MET:HB3	5:AE:139:THR:HG21	1.84	0.59
22:BA:1731:G:O2'	22:BA:1732:C:H3'	2.02	0.59
22:BA:1731:G:C2	22:BA:1733:G:C5	2.90	0.59
25:BD:107:VAL:O	25:BD:174:SER:O	2.19	0.59
53:CA:1365:G:O2'	53:CA:1366:C:C6	2.55	0.59
22:DA:1204:A:O4'	22:DA:1206:G:N7	2.36	0.59
22:DA:612:G:C2	22:DA:617:G:O6	2.55	0.59
18:CR:72:ARG:H	18:CR:72:ARG:NE	1.95	0.59
35:DN:5:LYS:HG2	35:DN:6:SER:H	1.66	0.59
53:CA:247:G:OP1	53:CA:247:G:H4'	2.01	0.59
6:CF:41:ASP:OD2	6:CF:58:HIS:HE1	1.85	0.59
22:DA:2617:U:C2'	22:DA:2618:G:H5'	2.32	0.59
6:AF:86:ARG:CZ	18:AR:63:TYR:HB3	2.33	0.59
28:DG:143:VAL:HA	28:DG:146:ASP:OD2	2.03	0.59
53:CA:345:C:H4'	53:CA:346:G:H5''	1.84	0.59
2:AB:19:THR:HG23	2:AB:20:ARG:H	1.66	0.59
55:CM:12:LYS:H	55:CM:44:ILE:HG13	1.67	0.59
44:DW:67:LYS:HB3	44:DW:80:SER:HB2	1.84	0.59
50:B2:43:THR:O	50:B2:44:VAL:CB	2.50	0.59
41:BT:29:THR:HB	41:BT:86:THR:HG23	1.84	0.59
11:AK:121:ARG:CZ	21:AU:35:GLU:HG3	2.32	0.59
22:BA:1277:G:H5'	35:BN:20:MET:HE1	1.83	0.59
22:BA:1045:C:H3'	22:BA:1046:A:H5'	1.83	0.59
22:BA:1867:G:O2'	22:BA:1868:C:H5'	2.03	0.59
22:BA:622:G:H2'	22:BA:623:C:H6	1.67	0.59
37:DP:25:VAL:HA	37:DP:85:VAL:HA	1.84	0.59
37:BP:80:VAL:HG12	37:BP:81:ASP:N	2.17	0.59
38:DQ:48:ASP:HA	38:DQ:51:GLN:HB2	1.84	0.59
22:DA:1901:A:OP2	24:DC:252:LYS:HE3	2.02	0.59
15:CO:16:ARG:HB2	15:CO:23:SER:HB2	1.84	0.59
3:CC:59:PRO:HG2	3:CC:62:SER:HB3	1.84	0.59
31:BJ:3:THR:HG21	38:BQ:60:TRP:NE1	2.15	0.59
44:BW:22:VAL:HG13	44:BW:25:PHE:CE2	2.37	0.59
34:DM:66:ARG:CZ	34:DM:101:VAL:HG11	2.32	0.59
42:DU:73:ASN:HB3	42:DU:95:PHE:HE2	1.67	0.59
53:CA:1151:A:HO2'	53:CA:1152:A:H8	0.75	0.59
1:AA:1053:G:O6	1:AA:1199:U:H2'	2.01	0.59

Continued on next page...

Continued from previous page...

Atom-1	Atom-2	Interatomic distance (Å)	Clash overlap (Å)
53:CA:66:A:N6	53:CA:67:C:N4	2.50	0.59
22:DA:477:A:H2'	22:DA:478:A:H8	1.67	0.59
22:DA:28:A:C6	22:DA:29:U:O2	2.55	0.59
22:DA:612:G:C2	22:DA:614:A:H1'	2.38	0.59
22:DA:2015:A:C4	48:D0:2:VAL:HG11	2.37	0.59
26:BE:189:THR:HG1	26:BE:191:ASP:HB3	1.66	0.59
22:BA:544:C:N3	22:BA:548:G:OP1	2.35	0.59
22:BA:2148:G:C2'	22:BA:2149:U:O4'	2.50	0.59
24:DC:173:LEU:H	24:DC:173:LEU:HD22	1.66	0.59
30:BI:105:LEU:HA	30:BI:108:ILE:HB	1.84	0.59
21:CU:35:GLU:HA	21:CU:35:GLU:OE2	2.01	0.59
40:BS:43:ALA:HA	40:BS:46:LEU:HD12	1.83	0.59
22:DA:1491:G:O6	22:DA:1500:G:C2	2.56	0.59
22:DA:1865:U:C4	22:DA:1875:G:C2	2.90	0.59
5:CE:132:PRO:O	5:CE:136:VAL:HG12	2.01	0.59
22:DA:2402:U:O2'	22:DA:2403:C:OP1	2.20	0.59
22:DA:1812:U:H2'	22:DA:1813:G:H8	1.66	0.59
53:CA:1093:A:C5	53:CA:1095:U:O4'	2.55	0.59
13:AM:19:THR:HA	13:AM:24:VAL:HG23	1.84	0.59
29:DH:32:PRO:HA	45:DX:38:TRP:CD1	2.37	0.59
28:BG:109:SER:O	28:BG:110:HIS:HB3	2.01	0.59
28:DG:106:LEU:HB2	28:DG:108:PHE:HE1	1.65	0.59
22:BA:1853:A:N1	22:BA:2087:G:H1'	2.17	0.59
55:CM:21:ILE:HB	55:CM:24:VAL:HG23	1.84	0.59
38:DQ:79:ILE:C	38:DQ:79:ILE:HD13	2.23	0.59
10:AJ:14:ASP:HB3	10:AJ:17:LEU:HB3	1.84	0.59
38:DQ:57:ARG:C	38:DQ:59:LEU:H	2.06	0.59
44:BW:40:ARG:HB2	44:BW:56:HIS:ND1	2.17	0.59
41:BT:38:ALA:HB1	41:BT:43:ILE:HG22	1.85	0.59
22:BA:1654:A:O2'	25:BD:118:PHE:CD1	2.46	0.59
45:DX:53:LYS:HA	45:DX:56:ARG:CB	2.24	0.59
38:BQ:82:LEU:CD2	38:BQ:112:ALA:HB2	2.32	0.59
53:CA:219:U:H2'	53:CA:220:G:H8	1.67	0.59
22:DA:126:A:O5'	50:D2:19:ARG:HG3	2.02	0.59
14:CN:66:THR:HG23	14:CN:82:LYS:HE3	1.85	0.59
22:DA:503:A:C4	22:DA:506:G:N7	2.70	0.59
42:DU:35:VAL:HB	42:DU:38:ILE:HD13	1.85	0.59
1:AA:507:C:C3'	1:AA:508:U:H5''	2.28	0.59
57:DB:42:C:O2'	57:DB:43:C:C5'	2.49	0.59
1:AA:1002:G:H2'	1:AA:1003:G:O4'	2.01	0.59
35:DN:1:MET:O	35:DN:2:ARG:HB2	2.02	0.59

Continued on next page...

Continued from previous page...

Atom-1	Atom-2	Interatomic distance (Å)	Clash overlap (Å)
22:DA:2135:A:H3'	22:DA:2136:G:H5''	1.84	0.59
22:DA:2053:G:H2'	22:DA:2054:A:O4'	2.03	0.59
4:AD:133:SER:O	4:AD:134:TYR:C	2.38	0.59
4:CD:32:LYS:HB3	4:CD:35:GLN:OE1	2.01	0.59
22:DA:413:C:H4'	22:DA:1880:U:H4'	1.84	0.59
3:CC:39:ARG:HE	3:CC:54:ILE:HG23	1.67	0.59
22:BA:2897:U:H2'	22:BA:2898:U:H6	1.67	0.59
36:BO:75:GLY:HA3	36:BO:106:LEU:HA	1.84	0.59
54:CG:75:LYS:HE3	54:CG:76:SER:H	1.67	0.59
22:BA:666:A:H2'	22:BA:667:U:H6	1.66	0.59
22:BA:1847:A:C2'	22:BA:1847:A:N3	2.65	0.59
25:DD:38:LYS:HB3	25:DD:38:LYS:HZ3	1.67	0.59
22:BA:1392:A:H61	41:BT:18:GLU:CD	2.05	0.59
22:DA:878:A:H4'	22:DA:898:C:H42	1.67	0.59
1:AA:569:C:H5''	1:AA:570:G:OP1	2.01	0.59
1:AA:1142:G:C2	1:AA:1143:G:H1'	2.38	0.59
53:CA:858:G:O2'	53:CA:859:G:H5'	2.03	0.59
57:DB:8:C:O2'	36:DO:40:ILE:HD13	2.03	0.59
25:BD:56:LYS:HD3	25:BD:58:ASN:HD21	1.68	0.59
53:CA:888:G:H3'	53:CA:889:A:H5''	1.84	0.59
31:BJ:44:TYR:CD1	38:BQ:59:LEU:HD11	2.38	0.59
45:BX:38:TRP:HB2	45:BX:45:PHE:CE2	2.35	0.59
44:BW:30:VAL:HA	44:BW:60:ALA:HB3	1.84	0.59
37:BP:56:SER:O	37:BP:75:THR:HG23	2.02	0.59
22:DA:128:C:H2'	22:DA:129:C:C5	2.38	0.59
22:DA:186:G:N2	22:DA:211:C:C2	2.70	0.59
22:DA:68:G:N2	22:DA:74:A:OP2	2.35	0.59
15:AO:77:TYR:OH	15:AO:87:ARG:HG2	2.02	0.59
5:CE:98:ALA:HB2	5:CE:123:LEU:HG	1.84	0.59
53:CA:981:U:OP2	53:CA:982:U:H3'	2.01	0.59
53:CA:1217:C:OP1	14:CN:8:ARG:HB2	2.01	0.59
22:DA:511:U:H5''	22:DA:512:G:OP2	2.03	0.59
22:BA:946:C:O2'	22:BA:947:A:H5'	2.02	0.59
53:CA:175:C:O2	53:CA:1447:A:C2	2.56	0.59
25:DD:148:GLN:OE1	25:DD:152:PRO:HG2	2.02	0.59
11:CK:126:ARG:N	21:CU:33:ARG:HE	2.01	0.59
22:BA:2887:A:H5'	22:BA:2888:C:OP2	2.02	0.59
22:DA:2448:A:HO2'	22:DA:2449:U:H5	1.50	0.59
22:DA:2461:A:H1'	22:DA:2492:U:C2	2.37	0.59
12:CL:2:THR:HB	12:CL:5:GLN:H	1.67	0.59
40:BS:73:LYS:HE3	40:BS:74:ILE:N	2.18	0.59

Continued on next page...

Continued from previous page...

Atom-1	Atom-2	Interatomic distance (Å)	Clash overlap (Å)
6:AF:81:ASN:HB3	6:AF:84:VAL:CG1	2.32	0.59
22:BA:1652:A:H62	35:BN:11:ASN:HD21	1.51	0.59
26:DE:122:GLU:HA	26:DE:190:ALA:HB2	1.84	0.59
1:AA:1247:U:O2'	1:AA:1248:A:H5'	2.03	0.59
44:BW:14:ASP:O	44:BW:15:SER:HB2	2.01	0.59
43:BV:6:ALA:HB2	43:BV:42:LEU:HD22	1.85	0.59
22:BA:1269:A:O5'	22:BA:1269:A:H8	1.84	0.59
22:DA:2239:G:OP2	62:DA:3528:HOH:O	2.17	0.59
25:DD:28:GLU:OE2	25:DD:30:GLU:HG3	2.02	0.59
43:DV:43:ASP:HB3	43:DV:46:LYS:HB2	1.85	0.59
12:CL:42:LYS:HD3	12:CL:43:LYS:NZ	2.18	0.59
57:DB:69:G:H3'	57:DB:70:C:C6	2.38	0.59
6:AF:93:LYS:O	6:AF:94:HIS:HB2	2.02	0.59
53:CA:1256:A:N1	53:CA:1278:G:H2'	2.17	0.59
22:DA:729:G:C6	24:DC:206:LYS:HB2	2.38	0.59
22:DA:1240:U:O2'	22:DA:1241:A:H5''	2.01	0.59
25:BD:107:VAL:HG13	25:BD:203:VAL:HG23	1.83	0.59
21:AU:52:VAL:HG13	21:AU:53:LYS:N	2.10	0.59
22:BA:1509:A:O2'	22:BA:1510:G:OP2	2.18	0.59
22:DA:1252:G:N3	38:DQ:32:ARG:HG2	2.18	0.59
12:AL:33:CYS:H	12:AL:54:VAL:HG13	1.68	0.59
25:DD:112:THR:HG22	25:DD:113:SER:N	2.18	0.59
22:DA:873:C:H4'	34:DM:64:TRP:CD1	2.37	0.59
53:CA:238:A:C2'	53:CA:239:U:H5''	2.31	0.59
10:AJ:52:LEU:HD23	10:AJ:62:ARG:CG	2.33	0.59
22:DA:2543:G:H2'	22:DA:2544:G:C8	2.36	0.59
37:DP:50:ARG:HA	37:DP:57:ALA:H	1.68	0.59
22:DA:769:U:HO2'	22:DA:1379:U:H6	1.50	0.59
40:BS:72:THR:O	40:BS:73:LYS:HD2	2.01	0.59
24:BC:75:ALA:HB1	24:BC:93:VAL:HG13	1.84	0.59
58:DF:30:VAL:HA	58:DF:157:THR:HG22	1.84	0.59
31:DJ:111:LYS:HB2	31:DJ:115:GLY:CA	2.32	0.59
22:BA:528:A:H2	22:BA:2043:C:H5'	1.68	0.59
20:AT:73:ARG:O	20:AT:76:ALA:HB3	2.03	0.59
3:AC:179:ALA:HB1	3:AC:202:PHE:HE1	1.67	0.59
22:BA:2393:U:H5'	33:BL:60:ARG:O	2.02	0.59
22:BA:2808:G:N2	22:BA:2891:U:C6	2.71	0.59
25:DD:208:LYS:O	25:DD:209:ALA:HB2	2.02	0.59
53:CA:898:G:N2	53:CA:901:A:OP2	2.34	0.59
29:DH:12:LEU:O	29:DH:12:LEU:HD12	2.03	0.59
1:AA:1136:C:O2	1:AA:1136:C:H2'	2.03	0.59

Continued on next page...

Continued from previous page...

Atom-1	Atom-2	Interatomic distance (Å)	Clash overlap (Å)
22:DA:2255:G:H2'	22:DA:2256:G:O4'	2.03	0.59
1:AA:373:A:H2'	1:AA:374:A:H8	1.68	0.59
22:DA:1140:C:OP2	31:DJ:68:LYS:HE3	2.03	0.59
38:BQ:85:ALA:O	38:BQ:87:VAL:O	2.20	0.59
21:AU:33:ARG:HE	21:AU:34:ARG:CG	2.16	0.59
58:DF:177:ARG:CD	58:DF:178:LYS:H	2.14	0.59
22:DA:323:C:H6	26:DE:165:HIS:CE1	2.21	0.59
53:CA:1239:A:H62	53:CA:1299:A:N6	2.00	0.59
52:B4:15:LYS:O	52:B4:16:ILE:O	2.20	0.59
52:B4:36:ARG:HG2	52:B4:37:GLN:N	2.12	0.59
24:BC:245:THR:OG1	24:BC:249:VAL:HB	2.03	0.59
1:AA:1004:A:H2'	1:AA:1005:A:O4'	2.02	0.59
22:DA:923:G:H1'	44:DW:23:LYS:NZ	2.17	0.59
22:DA:574:A:H2	22:DA:2032:G:O2'	1.85	0.59
22:DA:2699:C:H2'	22:DA:2700:A:C8	2.38	0.59
11:CK:121:ARG:HH21	21:CU:35:GLU:HB2	1.68	0.59
8:AH:104:SER:O	8:AH:122:GLY:HA3	2.03	0.59
22:BA:594:U:H2'	22:BA:595:C:H6	1.64	0.59
31:BJ:54:ILE:HD11	31:BJ:56:VAL:HG23	1.83	0.59
39:DR:2:TYR:CD2	39:DR:42:ALA:HB2	2.37	0.59
1:AA:116:A:H61	1:AA:313:A:H1'	1.68	0.59
22:BA:527:C:H4'	22:BA:528:A:O5'	2.02	0.59
22:DA:871:U:OP1	34:DM:4:PRO:HA	2.03	0.59
4:CD:89:LEU:CD2	4:CD:199:ILE:HD11	2.33	0.59
22:DA:2339:C:H2'	22:DA:2340:A:H8	1.67	0.59
1:AA:340:U:H2'	1:AA:341:C:H6	1.68	0.59
47:DZ:7:THR:O	47:DZ:54:VAL:HA	2.02	0.59
22:DA:2880:C:H1'	35:DN:93:GLY:H	1.67	0.59
22:DA:2825:G:H3'	22:DA:2826:A:H8	1.66	0.59
40:DS:6:LYS:NZ	40:DS:104:THR:HG23	2.18	0.59
22:DA:852:U:H2'	22:DA:853:C:C6	2.37	0.59
26:BE:169:VAL:O	26:BE:170:ARG:HD2	2.03	0.59
22:DA:2592:G:C5	22:DA:2593:U:C5	2.91	0.59
28:BG:163:TYR:O	28:BG:164:ALA:HB2	2.03	0.59
2:CB:66:ILE:H	2:CB:88:GLN:HB3	1.67	0.59
22:BA:2552:U:H2'	22:BA:2554:U:OP2	2.03	0.59
29:BH:31:VAL:O	29:BH:32:PRO:C	2.41	0.59
33:BL:91:ASP:HB2	33:BL:94:THR:HB	1.85	0.59
37:DP:22:GLY:HA3	37:DP:91:VAL:HG21	1.84	0.59
22:DA:1079:C:H41	22:DA:1088:A:C5'	2.08	0.59
53:CA:1206:G:C6	53:CA:1207:G:C5	2.91	0.59

Continued on next page...

Continued from previous page...

Atom-1	Atom-2	Interatomic distance (Å)	Clash overlap (Å)
52:D4:36:ARG:HG2	52:D4:37:GLN:N	2.18	0.59
22:DA:1416:G:C4	22:DA:1417:C:C5	2.91	0.59
53:CA:332:G:OP2	20:CT:4:LYS:HG3	2.02	0.59
22:BA:2887:A:H2'	22:BA:2887:A:N3	2.16	0.59
21:AU:39:LYS:N	21:AU:40:PRO:HD2	2.18	0.59
32:BK:2:ILE:HG21	32:BK:39:ILE:HD12	1.85	0.59
30:BI:120:ASP:HB3	30:BI:123:ALA:HB3	1.83	0.59
22:DA:1597:A:O3'	22:DA:1598:A:H8	1.85	0.59
7:AG:68:VAL:HG12	7:AG:102:TRP:HE3	1.68	0.59
32:BK:26:GLY:HA3	32:BK:30:ARG:HE	1.67	0.59
53:CA:644:U:H2'	53:CA:645:G:C8	2.38	0.59
2:AB:53:LEU:HD21	2:AB:212:TYR:OH	2.01	0.59
15:CO:23:SER:O	15:CO:26:VAL:HB	2.02	0.59
1:AA:862:C:C2'	1:AA:863:U:H5'	2.32	0.59
31:DJ:94:ALA:O	31:DJ:95:ARG:HB3	2.03	0.59
12:AL:86:VAL:HG11	12:AL:89:LEU:HD23	1.83	0.59
1:AA:284:C:H2'	1:AA:285:C:H6	1.67	0.59
22:BA:1728:C:O2'	22:BA:1729:U:C6	2.55	0.59
4:AD:11:SER:HA	4:AD:18:LEU:HD12	1.83	0.59
2:AB:148:GLY:O	2:AB:151:LYS:HG2	2.03	0.59
39:BR:60:LYS:H	39:BR:100:GLY:HA3	1.68	0.59
2:CB:26:MET:HG2	2:CB:188:THR:HA	1.85	0.59
29:BH:14:SER:OG	29:BH:17:ASP:HB2	2.03	0.59
22:DA:1957:C:H5'	22:DA:1984:G:O2'	2.03	0.59
39:DR:87:GLN:HG2	39:DR:88:GLY:N	2.18	0.59
53:CA:415:A:H3'	53:CA:416:G:H8	1.66	0.59
22:BA:2377:A:O2'	22:BA:2378:A:H5'	2.03	0.59
53:CA:1159:U:O4'	53:CA:1182:G:N2	2.36	0.59
31:DJ:4:PHE:HB3	38:DQ:63:ARG:HH22	1.68	0.59
4:CD:191:SER:O	4:CD:192:ALA:HB2	2.03	0.59
22:DA:303:G:H2'	22:DA:304:U:C6	2.38	0.59
2:CB:81:ASP:CG	2:CB:82:ALA:H	2.06	0.59
39:BR:39:LEU:HB3	39:BR:49:ILE:HD13	1.84	0.59
22:DA:1968:G:H5'	62:DA:3481:HOH:O	2.03	0.59
22:DA:614:A:H4'	22:DA:616:A:N6	2.18	0.59
22:DA:746:U:H5''	22:DA:748:G:H5'	1.83	0.59
25:BD:110:THR:CG2	25:BD:171:THR:HG22	2.29	0.59
12:CL:49:ARG:HG2	12:CL:89:LEU:HD21	1.84	0.59
27:BF:131:VAL:CG2	27:BF:151:LEU:H	2.16	0.59
27:BF:134:GLN:HE22	27:BF:150:GLY:H	1.49	0.59
49:B1:3:GLY:O	49:B1:4:ILE:HG12	2.02	0.59

Continued on next page...

Continued from previous page...

Atom-1	Atom-2	Interatomic distance (Å)	Clash overlap (Å)
53:CA:177:G:O2'	53:CA:1448:C:H5''	2.02	0.59
21:CU:38:GLU:HA	21:CU:41:THR:OG1	2.02	0.59
55:CM:78:ARG:NH2	55:CM:79:LEU:HD23	2.18	0.59
50:B2:18:PHE:HA	50:B2:43:THR:HG21	1.83	0.59
29:DH:84:ALA:HA	29:DH:89:LYS:O	2.01	0.59
24:BC:106:PRO:CA	24:BC:141:HIS:CE1	2.86	0.59
22:DA:85:G:O2'	22:DA:86:G:H8	1.85	0.59
22:BA:514:A:H1'	22:BA:581:C:O2'	2.02	0.59
22:BA:34:U:C1'	22:BA:35:G:OP1	2.51	0.59
26:BE:131:THR:CG2	26:BE:160:ALA:HA	2.32	0.59
22:DA:851:C:H2'	22:DA:852:U:C6	2.37	0.59
7:AG:92:PRO:O	7:AG:93:VAL:HG13	2.02	0.59
22:DA:1249:U:H3'	22:DA:1249:U:OP1	2.03	0.59
22:DA:1161:C:H2'	22:DA:1162:G:H8	1.68	0.59
22:DA:661:A:H2'	22:DA:662:G:O4'	2.03	0.59
22:BA:494:G:H21	40:BS:57:ASN:HD21	1.51	0.59
22:BA:2786:U:H2'	22:BA:2787:C:H6	1.68	0.59
22:DA:1342:A:C4	22:DA:1345:C:N4	2.71	0.58
22:DA:2337:G:C3'	22:DA:2338:C:H5'	2.32	0.58
44:DW:37:VAL:CG1	44:DW:55:ASP:HB2	2.28	0.58
1:AA:480:U:H5''	1:AA:481:G:OP2	2.03	0.58
41:BT:32:LEU:N	41:BT:32:LEU:HD23	2.18	0.58
5:AE:76:ASN:HB3	5:AE:81:GLN:HG3	1.84	0.58
14:CN:8:ARG:HD2	14:CN:12:ARG:CZ	2.32	0.58
53:CA:1053:G:N7	53:CA:1200:C:H5''	2.18	0.58
22:DA:321:U:H5'	26:DE:129:PRO:HB3	1.85	0.58
25:DD:114:LYS:HB2	25:DD:116:LYS:HE3	1.85	0.58
26:DE:147:LEU:O	26:DE:148:ILE:HB	2.02	0.58
26:BE:175:ILE:HD11	26:BE:180:LEU:HD11	1.84	0.58
1:AA:499:A:H1'	1:AA:500:G:C8	2.37	0.58
22:BA:2149:U:HO2'	22:BA:2150:C:C4'	2.15	0.58
22:DA:922:C:H2'	22:DA:923:G:C8	2.37	0.58
53:CA:327:A:O2'	53:CA:328:C:H6	1.86	0.58
33:DL:117:THR:HG22	33:DL:118:THR:N	2.16	0.58
22:DA:2360:G:H1'	33:DL:60:ARG:HH21	1.67	0.58
3:CC:83:VAL:HA	3:CC:86:LEU:HD12	1.84	0.58
51:B3:28:LEU:HD11	51:B3:40:LYS:HB3	1.85	0.58
22:BA:958:U:H5'	22:BA:958:U:C6	2.36	0.58
22:DA:1635:A:O2'	22:DA:1636:U:H5'	2.03	0.58
1:AA:322:C:O2'	20:AT:17:ARG:HG2	2.03	0.58
39:DR:43:ASN:ND2	39:DR:44:GLY:H	1.99	0.58

Continued on next page...

Continued from previous page...

Atom-1	Atom-2	Interatomic distance (Å)	Clash overlap (Å)
25:DD:4:LEU:HD23	25:DD:101:PHE:CE1	2.37	0.58
55:CM:81:ASP:HB3	55:CM:82:LEU:HD12	1.85	0.58
28:BG:33:THR:C	28:BG:34:ARG:HD3	2.23	0.58
22:BA:2086:U:H2'	22:BA:2087:G:C8	2.38	0.58
53:CA:1240:U:O2'	54:CG:37:THR:HB	2.03	0.58
24:BC:8:THR:O	24:BC:9:SER:HB3	2.02	0.58
56:CP:12:LYS:HG2	56:CP:13:LYS:HG2	1.85	0.58
25:BD:113:SER:O	25:BD:167:ASN:HA	2.03	0.58
31:DJ:37:ARG:HG3	31:DJ:118:MET:SD	2.43	0.58
55:CM:36:ALA:HB2	55:CM:55:LEU:HD21	1.84	0.58
31:BJ:43:GLU:O	31:BJ:44:TYR:C	2.41	0.58
31:BJ:3:THR:HB	31:BJ:44:TYR:OH	2.03	0.58
57:DB:15:A:C4	57:DB:109:A:C6	2.90	0.58
4:CD:2:ARG:HH21	4:CD:114:ARG:CD	1.98	0.58
22:DA:120:U:O4	22:DA:177:G:C8	2.56	0.58
22:BA:1656:C:OP1	25:BD:141:ARG:NH1	2.36	0.58
53:CA:765:G:C4	53:CA:812:G:C6	2.91	0.58
5:AE:158:LYS:HE2	8:AH:63:LYS:HZ1	1.68	0.58
50:D2:45:SER:C	50:D2:46:LYS:HD2	2.22	0.58
26:DE:126:VAL:HG22	26:DE:127:GLU:OE2	2.03	0.58
22:DA:2056:G:N2	48:D0:1:ALA:H3	2.01	0.58
53:CA:1167:A:C2'	53:CA:1168:U:OP1	2.51	0.58
33:BL:55:MET:HE2	33:BL:56:PRO:HD3	1.84	0.58
22:BA:2358:A:N6	33:BL:54:GLN:HE22	1.97	0.58
53:CA:668:G:O2'	53:CA:669:G:H5'	2.03	0.58
32:BK:97:THR:O	32:BK:118:LEU:HD21	2.03	0.58
53:CA:1451:U:O2'	53:CA:1452:C:OP1	2.15	0.58
22:BA:229:C:H2'	22:BA:230:G:O4'	2.03	0.58
25:BD:45:TYR:HD1	25:BD:45:TYR:N	1.94	0.58
22:DA:353:C:N4	22:DA:354:A:N6	2.50	0.58
36:BO:30:ARG:HG3	36:BO:102:ARG:HH11	1.68	0.58
2:AB:71:THR:HG22	2:AB:72:LYS:N	2.18	0.58
35:BN:73:ASN:HD22	35:BN:76:VAL:HG11	1.68	0.58
22:BA:470:A:H61	41:BT:72:GLN:HE22	1.52	0.58
22:DA:85:G:O2'	22:DA:86:G:H5''	2.03	0.58
1:AA:978:A:HO2'	1:AA:1322:C:H5	1.44	0.58
29:DH:77:THR:HG22	29:DH:143:ILE:HD11	1.85	0.58
22:DA:1682:G:H2'	22:DA:1683:U:C6	2.38	0.58
1:AA:82:G:N2	1:AA:84:U:N3	2.51	0.58
24:BC:255:LYS:O	24:BC:257:ARG:N	2.35	0.58
28:DG:28:LYS:HG3	28:DG:79:THR:HG22	1.85	0.58

Continued on next page...

Continued from previous page...

Atom-1	Atom-2	Interatomic distance (Å)	Clash overlap (Å)
17:CQ:25:GLU:CG	17:CQ:40:THR:HG22	2.34	0.58
22:BA:2553:G:N1	22:BA:2554:U:O2	2.35	0.58
12:CL:41:PRO:HD2	12:CL:47:ALA:O	2.02	0.58
22:DA:1956:U:O2	22:DA:1985:C:H4'	2.03	0.58
1:AA:1103:C:H2'	1:AA:1104:G:O4'	2.03	0.58
22:DA:720:U:H2'	22:DA:721:A:C8	2.39	0.58
12:AL:109:ARG:NH2	12:AL:116:TYR:CE2	2.71	0.58
22:BA:2641:G:OP1	31:BJ:76:HIS:HE1	1.86	0.58
27:BF:114:ARG:H	27:BF:114:ARG:HD2	1.69	0.58
44:BW:72:GLY:N	44:BW:73:PRO:HD2	2.17	0.58
22:DA:995:C:O2'	38:DQ:93:ILE:HD12	2.04	0.58
22:DA:2387:U:H1'	44:DW:38:ARG:NH1	2.17	0.58
22:DA:49:A:C4'	22:DA:50:U:O5'	2.44	0.58
22:DA:1438:U:O2'	22:DA:1439:A:H5'	2.03	0.58
22:DA:1515:A:H2'	22:DA:1516:G:O4'	2.04	0.58
24:DC:171:VAL:N	24:DC:185:ALA:HB2	2.17	0.58
22:DA:475:C:H4'	22:DA:509:C:O2'	2.03	0.58
28:DG:88:LEU:HD13	28:DG:93:TYR:HB3	1.85	0.58
22:DA:2842:G:H2'	22:DA:2843:G:O4'	2.03	0.58
53:CA:1297:G:C8	53:CA:1297:G:OP2	2.56	0.58
22:DA:1393:A:N6	41:DT:19:LYS:HB2	2.18	0.58
18:CR:59:LYS:O	18:CR:63:TYR:HD1	1.85	0.58
12:AL:64:SER:OG	12:AL:96:THR:HG23	2.03	0.58
9:AI:46:VAL:HA	9:AI:49:GLN:HG3	1.84	0.58
4:AD:191:SER:OG	4:AD:192:ALA:N	2.31	0.58
22:DA:804:A:H2'	22:DA:806:C:N4	2.16	0.58
53:CA:1348:U:H4'	9:CI:121:ARG:HG3	1.84	0.58
22:BA:2149:U:O2'	22:BA:2150:C:O4'	2.21	0.58
53:CA:920:U:C2	53:CA:921:U:C5	2.91	0.58
4:AD:53:GLN:HE21	4:AD:202:LEU:HA	1.67	0.58
29:DH:84:ALA:N	29:DH:148:ALA:HA	2.18	0.58
35:DN:33:ILE:HA	35:DN:114:GLU:HB2	1.86	0.58
38:DQ:6:GLY:C	38:DQ:8:ILE:H	2.05	0.58
26:BE:160:ALA:O	26:BE:161:ALA:HB3	2.03	0.58
22:BA:483:A:H2'	22:BA:484:C:H5'	1.85	0.58
10:AJ:14:ASP:CB	10:AJ:17:LEU:HB3	2.33	0.58
53:CA:859:G:H2'	53:CA:860:A:C8	2.38	0.58
12:AL:115:LYS:O	12:AL:116:TYR:HB2	2.03	0.58
33:DL:88:GLY:O	33:DL:89:VAL:HG12	2.02	0.58
29:BH:62:LEU:HD12	29:BH:63:ALA:N	2.18	0.58
23:BB:46:A:H2'	23:BB:47:C:H6	1.68	0.58

Continued on next page...

Continued from previous page...

Atom-1	Atom-2	Interatomic distance (Å)	Clash overlap (Å)
22:DA:553:G:H2'	22:DA:554:U:O4'	2.03	0.58
22:BA:954:G:OP2	34:BM:16:ARG:NH2	2.36	0.58
40:DS:2:GLU:OE2	40:DS:2:GLU:HA	2.03	0.58
21:CU:53:LYS:HB2	21:CU:53:LYS:NZ	2.18	0.58
49:D1:47:ILE:H	49:D1:47:ILE:HD12	1.69	0.58
53:CA:791:G:C2'	53:CA:792:A:H5'	2.33	0.58
22:DA:2197:U:C5	22:DA:2224:G:C5	2.92	0.58
22:DA:1400:U:O2'	22:DA:1401:G:O4'	2.21	0.58
22:BA:1026:G:H2'	22:BA:1027:A:C8	2.38	0.58
27:BF:129:MET:SD	27:BF:153:ILE:HD11	2.44	0.58
57:DB:54:G:H21	58:DF:25:MET:HE2	1.67	0.58
44:BW:24:ARG:HD3	44:BW:65:LYS:CE	2.34	0.58
1:AA:1468:A:C3'	1:AA:1469:C:H5''	2.33	0.58
22:DA:301:G:H3'	42:DU:81:ARG:HH12	1.66	0.58
22:DA:125:A:H3'	50:D2:19:ARG:CD	2.33	0.58
53:CA:1316:G:N2	53:CA:1318:A:H3'	2.17	0.58
22:DA:308:G:C6	22:DA:309:A:C6	2.92	0.58
35:DN:63:ARG:O	35:DN:67:PHE:HB2	2.03	0.58
53:CA:247:G:C6	53:CA:278:G:N1	2.72	0.58
2:CB:125:PHE:HD1	2:CB:137:THR:HG22	1.68	0.58
22:DA:976:G:H5'	22:DA:1156:A:C6	2.38	0.58
31:BJ:65:THR:HG22	31:BJ:68:LYS:CE	2.34	0.58
22:DA:674:G:H4'	26:DE:69:ARG:HB3	1.84	0.58
6:CF:41:ASP:OD2	6:CF:58:HIS:CE1	2.57	0.58
22:DA:2287:A:O2'	22:DA:2288:A:H2'	2.03	0.58
2:AB:13:VAL:CG2	2:AB:207:ARG:HH22	2.16	0.58
22:BA:973:A:O4'	22:BA:1188:U:C6	2.56	0.58
22:DA:2629:U:C5'	22:DA:2630:G:OP1	2.51	0.58
26:BE:151:GLY:CA	26:BE:192:ALA:HB2	2.33	0.58
22:BA:1996:C:OP1	32:BK:31:ARG:NE	2.35	0.58
1:AA:1387:G:H2'	1:AA:1388:C:C6	2.39	0.58
39:BR:64:VAL:O	39:BR:65:ALA:HB3	2.04	0.58
22:DA:1989:G:H2'	22:DA:1990:C:H5'	1.85	0.58
15:CO:66:LEU:HB3	15:CO:77:TYR:HE1	1.67	0.58
24:DC:239:PHE:HD1	24:DC:240:GLY:H	1.50	0.58
19:CS:45:GLY:H	19:CS:61:VAL:HB	1.68	0.58
22:BA:2394:C:OP2	51:B3:29:ARG:HD3	2.03	0.58
1:AA:138:G:O2'	1:AA:139:A:H5'	2.04	0.58
9:CI:114:LYS:HB2	9:CI:117:LEU:HD12	1.85	0.58
28:BG:54:ARG:C	28:BG:54:ARG:HD3	2.23	0.58
14:CN:46:LYS:HE3	19:CS:10:ILE:HB	1.85	0.58

Continued on next page...

Continued from previous page...

Atom-1	Atom-2	Interatomic distance (Å)	Clash overlap (Å)
13:AM:89:ARG:HH11	13:AM:94:LEU:HB3	1.68	0.58
22:DA:240:C:C3'	22:DA:241:A:H5''	2.28	0.58
22:DA:241:A:C8	22:DA:243:U:N3	2.72	0.58
33:BL:94:THR:HG22	33:BL:95:LEU:N	2.19	0.58
6:AF:4:TYR:O	6:AF:63:ASN:HA	2.02	0.58
22:BA:1061:U:H1'	22:BA:1070:A:O4'	2.03	0.58
1:AA:374:A:H5''	1:AA:452:A:C2	2.39	0.58
32:BK:18:ARG:HB2	32:BK:45:GLU:CG	2.34	0.58
53:CA:1288:A:N6	53:CA:1289:A:N6	2.52	0.58
37:DP:22:GLY:HA3	37:DP:91:VAL:CG2	2.34	0.58
28:BG:84:LYS:HZ1	28:BG:133:LYS:HE3	1.68	0.58
53:CA:209:U:C5'	53:CA:210:C:OP2	2.45	0.58
4:CD:24:VAL:HG23	4:CD:25:ARG:N	2.17	0.58
37:BP:25:VAL:CG1	37:BP:46:VAL:HG23	2.31	0.58
22:BA:2358:A:H61	33:BL:54:GLN:NE2	1.97	0.58
26:BE:152:GLU:O	26:BE:153:LEU:HG	2.03	0.58
22:BA:358:U:H2'	22:BA:359:G:O4'	2.04	0.58
22:DA:590:A:H2'	22:DA:591:U:C6	2.35	0.58
24:BC:103:ILE:O	24:BC:104:LEU:O	2.21	0.58
53:CA:162:A:H2'	53:CA:163:C:O4'	2.04	0.58
7:AG:4:ARG:HA	7:AG:4:ARG:HE	1.68	0.58
25:DD:110:THR:OG1	25:DD:171:THR:HG22	2.04	0.58
7:AG:24:LYS:O	7:AG:28:ILE:HG12	2.04	0.58
22:DA:1709:U:H2'	22:DA:1710:G:C8	2.39	0.58
1:AA:769:G:H4'	1:AA:1513:A:H4'	1.85	0.58
53:CA:1380:U:H4'	53:CA:1381:U:OP1	2.03	0.58
53:CA:747:A:H2'	53:CA:748:G:O4'	2.02	0.58
42:BU:6:ARG:O	42:BU:24:VAL:HB	2.03	0.58
38:DQ:71:ASN:HD21	38:DQ:106:THR:HG23	1.67	0.58
53:CA:1408:A:C2	53:CA:1492:A:N6	2.71	0.58
42:BU:82:VAL:O	42:BU:94:PHE:O	2.21	0.58
1:AA:148:G:N3	1:AA:1446:A:H2	2.02	0.58
36:BO:79:ALA:HB2	36:BO:110:ALA:HA	1.86	0.58
22:DA:615:U:O4	26:DE:39:ALA:HB2	2.03	0.58
40:DS:86:MET:SD	40:DS:87:PRO:HD2	2.44	0.58
22:BA:2800:A:C4'	22:BA:2801:G:OP2	2.26	0.58
22:DA:445:C:O2'	22:DA:449:A:N3	2.35	0.58
22:BA:855:G:N3	44:BW:23:LYS:CD	2.63	0.58
44:BW:28:GLU:CG	44:BW:29:SER:H	2.16	0.58
44:BW:39:GLN:HG2	44:BW:41:GLY:N	2.14	0.58
53:CA:1350:A:H2	54:CG:33:GLY:HA3	1.68	0.58

Continued on next page...

Continued from previous page...

Atom-1	Atom-2	Interatomic distance (Å)	Clash overlap (Å)
9:CI:40:ARG:H	9:CI:44:ARG:HD3	1.69	0.58
1:AA:918:A:H2'	1:AA:919:A:C8	2.38	0.58
22:DA:70:G:H3'	22:DA:113:U:H4'	1.83	0.58
5:AE:148:SER:HB2	5:AE:151:MET:HB2	1.84	0.58
22:DA:1954:G:HO2'	22:DA:1955:U:P	2.20	0.58
39:BR:24:LYS:CA	39:BR:94:THR:HG23	2.29	0.58
22:BA:1509:A:O2'	22:BA:1510:G:P	2.61	0.58
22:DA:1338:G:H4'	41:DT:18:GLU:OE2	2.04	0.58
22:BA:2680:U:OP2	25:BD:114:LYS:CE	2.51	0.58
27:BF:134:GLN:O	27:BF:136:ILE:N	2.29	0.58
22:BA:1870:C:H2'	22:BA:1871:A:C2	2.39	0.58
20:AT:67:HIS:HB3	20:AT:68:LYS:NZ	2.19	0.58
53:CA:1226:C:H41	55:CM:102:LYS:HA	1.68	0.58
22:DA:1721:G:H1'	22:DA:1739:A:N6	2.19	0.58
22:DA:1351:C:H2'	22:DA:1352:U:O4'	2.03	0.58
22:BA:2207:C:H2'	22:BA:2208:C:H6	1.69	0.58
43:BV:40:ILE:HG22	43:BV:41:GLU:N	2.18	0.58
22:DA:1335:C:H2'	22:DA:1336:A:C1'	2.34	0.58
34:BM:40:ARG:HB2	34:BM:93:VAL:CG2	2.33	0.58
53:CA:461:A:P	53:CA:462:G:OP2	2.61	0.58
41:DT:10:VAL:HG23	41:DT:11:LEU:HD12	1.85	0.58
51:D3:41:ARG:HH21	51:D3:41:ARG:HG3	1.69	0.58
47:BZ:23:LEU:HD21	47:BZ:53:MET:CE	2.33	0.58
1:AA:1356:G:H2'	1:AA:1357:A:H8	1.66	0.58
22:BA:1027:A:O5'	22:BA:1027:A:H8	1.85	0.58
1:AA:980:C:OP2	62:AA:1835:HOH:O	2.17	0.58
53:CA:260:G:C6	53:CA:261:U:C4	2.92	0.58
32:DK:39:ILE:HD11	32:DK:62:VAL:CG2	2.32	0.58
22:DA:1237:A:N3	22:DA:1238:G:H1'	2.17	0.58
53:CA:1300:G:H22	53:CA:1334:G:H2'	1.68	0.58
37:BP:24:THR:HG22	37:BP:86:LYS:HB2	1.86	0.58
22:BA:2134:A:N6	22:BA:2157:G:C5	2.72	0.58
5:CE:148:SER:H	5:CE:151:MET:HE3	1.68	0.58
4:AD:29:THR:HG22	4:AD:30:LYS:HD3	1.86	0.58
22:DA:2601:C:C4'	22:DA:2602:A:OP2	2.50	0.58
23:BB:34:A:H2'	23:BB:35:C:OP2	2.03	0.58
34:BM:2:LEU:HD23	34:BM:69:PRO:CD	2.33	0.58
22:DA:1648:U:O2'	22:DA:1649:G:O4'	2.14	0.58
35:DN:103:ARG:HG3	35:DN:104:ALA:N	2.19	0.58
10:AJ:71:LEU:O	10:AJ:72:ARG:HD3	2.03	0.58
26:BE:131:THR:HG22	26:BE:161:ALA:H	1.68	0.58

Continued on next page...

Continued from previous page...

Atom-1	Atom-2	Interatomic distance (Å)	Clash overlap (Å)
2:CB:160:LEU:HD22	2:CB:175:ALA:HB2	1.86	0.58
25:DD:133:THR:HG23	25:DD:134:HIS:N	2.18	0.58
44:BW:13:ARG:O	44:BW:14:ASP:C	2.42	0.58
22:BA:263:G:H1'	22:BA:430:A:N3	2.19	0.58
9:AI:3:ASN:ND2	9:AI:4:GLN:H	2.01	0.58
22:BA:1818:U:OP2	24:BC:155:ARG:NH1	2.36	0.58
36:BO:55:GLU:OE1	36:BO:58:ILE:HD11	2.04	0.58
51:B3:26:ALA:O	51:B3:27:ASN:HB2	2.03	0.58
52:B4:25:VAL:C	52:B4:26:ILE:HD13	2.24	0.58
36:DO:94:ARG:HD2	36:DO:97:PHE:O	2.03	0.58
22:DA:836:G:C5	22:DA:837:C:C4	2.92	0.58
14:AN:47:LEU:HD23	14:AN:47:LEU:O	2.04	0.58
22:BA:1073:A:H8	22:BA:1073:A:OP1	1.87	0.58
31:DJ:45:THR:H	31:DJ:46:PRO:CD	2.16	0.58
53:CA:1493:A:C8	53:CA:1493:A:OP1	2.57	0.58
44:DW:20:LEU:HD11	44:DW:35:ILE:HG13	1.85	0.58
22:DA:50:U:C6	22:DA:50:U:OP1	2.56	0.58
53:CA:1258:G:O2'	53:CA:1259:C:H5'	2.04	0.58
32:DK:94:PRO:HG3	32:DK:115:ILE:HD12	1.85	0.58
37:DP:22:GLY:H	37:DP:46:VAL:HB	1.68	0.58
53:CA:812:G:HO2'	53:CA:813:U:H6	1.43	0.58
4:CD:28:ASP:O	4:CD:29:THR:O	2.21	0.58
22:DA:1338:G:H5''	41:DT:17:SER:HB3	1.85	0.58
24:BC:5:CYS:HB3	24:BC:12:ARG:NH1	2.18	0.58
22:DA:1183:U:H2'	22:DA:1184:U:C6	2.39	0.58
37:BP:67:GLU:HG3	37:BP:68:GLY:H	1.67	0.58
36:DO:62:LEU:HD11	36:DO:65:THR:N	2.19	0.58
53:CA:328:C:C1'	53:CA:329:A:OP2	2.52	0.58
25:BD:124:ARG:HG2	25:BD:125:TRP:CD1	2.38	0.58
27:BF:128:SER:OG	27:BF:154:THR:HB	2.04	0.58
22:DA:7:G:H2'	22:DA:8:C:O4'	2.04	0.58
22:BA:1936:A:C2	22:BA:1943:U:H5	2.21	0.58
22:DA:1286:A:C6	22:DA:1289:C:N3	2.71	0.58
53:CA:1378:C:H3'	53:CA:1379:G:H5''	1.86	0.58
12:AL:85:ARG:NH2	12:AL:87:LYS:HD2	2.18	0.58
26:BE:57:LYS:HG3	26:BE:58:LYS:N	2.17	0.58
12:AL:34:THR:HG22	12:AL:35:ARG:NE	2.19	0.58
42:BU:5:ARG:O	42:BU:8:ASP:HB2	2.04	0.58
38:DQ:69:ARG:HH21	38:DQ:69:ARG:HB2	1.68	0.58
22:DA:2860:A:H8	22:DA:2860:A:O5'	1.87	0.58
22:DA:228:C:C5'	22:DA:229:C:C5	2.87	0.58

Continued on next page...

Continued from previous page...

Atom-1	Atom-2	Interatomic distance (Å)	Clash overlap (Å)
22:BA:2356:U:H4'	44:BW:16:GLU:HG3	1.86	0.58
53:CA:1134:G:N1	53:CA:1141:C:C4	2.72	0.58
53:CA:280:C:H4'	53:CA:281:G:OP2	2.02	0.58
42:DU:43:LYS:HG2	42:DU:45:GLN:HG2	1.86	0.58
30:BI:48:ILE:HG13	30:BI:49:GLU:H	1.68	0.58
27:BF:131:VAL:C	27:BF:132:ARG:HG3	2.24	0.58
34:BM:72:PRO:O	34:BM:91:TYR:O	2.21	0.58
53:CA:457:G:OP2	53:CA:457:G:C8	2.56	0.58
41:BT:26:LYS:O	41:BT:27:SER:CB	2.52	0.58
41:BT:29:THR:N	41:BT:91:GLN:HE22	2.02	0.58
28:BG:25:ILE:HG22	28:BG:78:VAL:HG21	1.85	0.58
53:CA:1091:U:O2	53:CA:1093:A:C8	2.56	0.58
53:CA:1381:U:C4	54:CG:77:ARG:NH1	2.72	0.58
37:BP:104:GLY:O	37:BP:106:ALA:N	2.37	0.58
25:BD:9:VAL:HG22	25:BD:26:VAL:HB	1.86	0.58
1:AA:582:C:C2	1:AA:583:A:C8	2.92	0.58
53:CA:1471:U:O2'	53:CA:1472:U:H5'	2.04	0.58
47:BZ:8:GLN:O	47:BZ:10:ARG:N	2.37	0.58
12:CL:42:LYS:HD3	12:CL:43:LYS:HZ2	1.68	0.58
22:DA:1386:C:O2'	22:DA:1387:A:H8	1.79	0.58
22:DA:2365:G:OP1	44:DW:54:ARG:HG3	2.04	0.58
22:DA:481:G:O2'	22:DA:482:A:OP2	2.19	0.58
53:CA:995:C:N3	53:CA:1046:A:O2'	2.31	0.58
1:AA:1210:C:H2'	1:AA:1211:U:H5'	1.85	0.58
22:BA:2134:A:C6	22:BA:2135:A:N6	2.72	0.58
26:BE:108:ILE:CD1	26:BE:180:LEU:HD13	2.34	0.58
1:AA:501:C:H1'	1:AA:549:C:H1'	1.86	0.58
1:AA:429:U:H1'	1:AA:430:A:H5''	1.86	0.58
53:CA:1447:A:O3'	53:CA:1448:C:H6	1.86	0.58
22:BA:1475:G:O2'	22:BA:1476:U:P	2.61	0.58
38:DQ:40:LYS:HD2	38:DQ:44:TYR:CE2	2.35	0.58
4:AD:173:ASP:O	4:AD:174:ALA:HB2	2.04	0.58
32:BK:8:LEU:HD23	32:BK:8:LEU:N	2.19	0.58
22:BA:819:A:C4	22:BA:1189:A:C2	2.91	0.58
22:BA:2199:A:C8	22:BA:2199:A:H5'	2.39	0.58
22:DA:1797:G:H4'	24:DC:254:LYS:O	2.04	0.58
22:BA:141:G:H5'	22:BA:142:A:N7	2.18	0.58
22:DA:2008:C:H2'	22:DA:2009:A:C8	2.39	0.58
22:BA:2776:A:H4'	22:BA:2777:G:H5''	1.86	0.58
22:BA:1015:U:O2'	22:BA:1016:G:H5'	2.03	0.58
20:AT:34:VAL:O	20:AT:38:ILE:HG12	2.04	0.58

Continued on next page...

Continued from previous page...

Atom-1	Atom-2	Interatomic distance (Å)	Clash overlap (Å)
7:AG:3:ARG:HG3	7:AG:4:ARG:H	1.69	0.58
40:BS:88:ARG:HH21	40:BS:88:ARG:HG3	1.68	0.58
25:DD:4:LEU:HD12	25:DD:32:ASN:OD1	2.03	0.58
1:AA:1328:C:H5''	13:AM:27:THR:HG21	1.86	0.58
22:DA:2808:G:O2'	22:DA:2809:A:C8	2.57	0.58
33:DL:119:PRO:HB3	33:DL:139:GLY:O	2.03	0.58
22:DA:2184:A:H2'	22:DA:2185:U:O4'	2.04	0.58
54:CG:4:ARG:HG2	54:CG:4:ARG:HH11	1.67	0.58
53:CA:356:A:H2'	53:CA:357:G:O4'	2.04	0.58
53:CA:555:U:H2'	53:CA:556:C:C6	2.39	0.58
20:CT:34:VAL:HG21	20:CT:53:MET:HG2	1.86	0.58
12:AL:98:ARG:HD2	12:AL:103:CYS:SG	2.44	0.58
24:DC:72:GLY:O	24:DC:73:ILE:HD13	2.04	0.57
22:DA:1008:A:H4'	22:DA:1009:A:OP1	2.04	0.57
22:DA:2324:U:C5'	22:DA:2325:G:C5'	2.82	0.57
10:CJ:44:THR:OG1	10:CJ:70:HIS:CE1	2.57	0.57
22:DA:1213:A:H1'	22:DA:1237:A:C2	2.39	0.57
53:CA:812:G:O2'	53:CA:813:U:C6	2.53	0.57
46:DY:39:GLN:O	46:DY:42:LEU:HB2	2.04	0.57
21:AU:10:PRO:HG2	3:CC:71:ARG:CZ	2.34	0.57
22:BA:1510:G:H2'	22:BA:1511:G:O4'	2.04	0.57
11:CK:70:ALA:HB1	11:CK:104:PHE:CZ	2.39	0.57
3:AC:156:LEU:N	3:AC:156:LEU:HD12	2.13	0.57
22:BA:2134:A:C6	22:BA:2135:A:C6	2.92	0.57
53:CA:523:A:N6	12:CL:49:ARG:HH12	2.01	0.57
40:BS:63:GLY:O	40:BS:64:ALA:CB	2.52	0.57
31:DJ:20:ALA:HA	31:DJ:23:LYS:CG	2.34	0.57
32:BK:25:LEU:HD12	32:BK:38:ILE:HG22	1.85	0.57
23:BB:28:C:OP1	36:BO:31:THR:HG21	2.04	0.57
2:AB:20:ARG:HH11	2:AB:20:ARG:HA	1.69	0.57
45:BX:11:PRO:HB3	45:BX:29:LEU:HB3	1.87	0.57
33:BL:40:SER:O	33:BL:41:ARG:HB2	2.04	0.57
1:AA:1160:G:O6	1:AA:1181:G:O6	2.22	0.57
27:BF:9:ASP:O	27:BF:10:GLU:HB2	2.04	0.57
53:CA:1090:U:H2'	53:CA:1091:U:H6	1.68	0.57
19:AS:46:LEU:H	19:AS:61:VAL:CG2	2.17	0.57
9:AI:11:ARG:HD2	9:AI:106:ASP:HB2	1.86	0.57
37:DP:5:LYS:HE2	37:DP:9:GLN:NE2	2.19	0.57
53:CA:367:U:OP1	53:CA:395:C:H1'	2.03	0.57
33:BL:68:SER:O	33:BL:69:ARG:HB2	2.04	0.57
30:DI:109:ALA:HB1	30:DI:125:THR:HA	1.84	0.57

Continued on next page...

Continued from previous page...

Atom-1	Atom-2	Interatomic distance (Å)	Clash overlap (Å)
39:DR:48:LYS:H	39:DR:48:LYS:HD2	1.68	0.57
28:BG:163:TYR:O	28:BG:164:ALA:CB	2.51	0.57
2:CB:91:VAL:HG11	2:CB:95:TRP:HD1	1.67	0.57
37:DP:26:GLU:HB2	37:DP:86:LYS:HD3	1.86	0.57
10:CJ:37:ARG:HB3	10:CJ:74:VAL:O	2.04	0.57
1:AA:560:A:H5'	1:AA:566:G:N2	2.18	0.57
13:AM:40:GLU:HG3	13:AM:41:ASP:N	2.19	0.57
32:BK:14:SER:OG	32:BK:86:LEU:HD12	2.04	0.57
22:DA:1605:C:H3'	22:DA:1606:C:C5'	2.34	0.57
22:BA:1179:G:C3'	22:BA:1180:U:H4'	2.16	0.57
53:CA:1134:G:C5	53:CA:1135:U:H1'	2.39	0.57
9:CI:30:ASN:O	9:CI:32:ARG:HG2	2.04	0.57
5:AE:104:ILE:O	5:AE:104:ILE:HG23	2.04	0.57
22:DA:2683:C:H4'	25:DD:13:ARG:NH2	2.19	0.57
22:DA:2305:U:O2'	58:DF:132:ARG:HA	2.05	0.57
22:DA:617:G:HO2'	22:DA:618:G:H8	0.71	0.57
41:DT:29:THR:CB	41:DT:86:THR:H	2.17	0.57
22:DA:727:A:H2'	22:DA:728:G:C8	2.39	0.57
20:CT:4:LYS:HB3	20:CT:6:ALA:H	1.69	0.57
2:CB:184:ALA:O	2:CB:199:ILE:HG12	2.03	0.57
11:CK:121:ARG:NH2	21:CU:35:GLU:HB2	2.18	0.57
22:BA:1476:U:C6	22:BA:1476:U:OP2	2.57	0.57
22:BA:1873:G:O2'	22:BA:1874:C:H5'	2.04	0.57
22:DA:945:A:H3'	22:DA:946:C:H5''	1.86	0.57
22:DA:2563:U:H2'	22:DA:2565:A:OP2	2.04	0.57
31:BJ:88:THR:HG22	31:BJ:91:GLU:CD	2.24	0.57
53:CA:1013:G:N2	53:CA:1015:G:H3'	2.19	0.57
22:BA:729:G:H2'	22:BA:1775:U:H1'	1.86	0.57
22:BA:2572:A:OP2	25:BD:151:THR:HB	2.03	0.57
24:BC:109:LEU:HD23	24:BC:110:LYS:H	1.69	0.57
53:CA:72:A:O2'	53:CA:73:C:H5'	2.04	0.57
53:CA:824:G:O2'	53:CA:825:A:H5'	2.04	0.57
53:CA:537:G:H5''	12:CL:109:ARG:NH1	2.19	0.57
22:DA:2626:C:O2'	22:DA:2627:G:H5'	2.03	0.57
35:DN:56:LYS:HA	35:DN:84:GLY:HA2	1.86	0.57
8:AH:85:TYR:CE2	8:AH:123:GLU:HB2	2.39	0.57
53:CA:130:A:N7	17:CQ:65:PRO:HD2	2.19	0.57
49:D1:47:ILE:HD12	49:D1:47:ILE:N	2.19	0.57
22:BA:2020:A:H5'	48:B0:8:THR:HG22	1.86	0.57
2:AB:100:LEU:HD12	2:AB:178:LEU:HD23	1.85	0.57
22:BA:1409:U:O2'	22:BA:1410:G:H5'	2.04	0.57

Continued on next page...

Continued from previous page...

Atom-1	Atom-2	Interatomic distance (Å)	Clash overlap (Å)
22:BA:1206:G:C6	22:BA:1207:C:C4	2.93	0.57
22:BA:1056:G:O2'	22:BA:1086:A:H1'	2.04	0.57
22:DA:243:U:O2'	22:DA:244:A:H8	1.86	0.57
22:DA:381:G:C5'	45:DX:15:ASN:HD22	2.16	0.57
42:DU:95:PHE:O	42:DU:97:SER:N	2.36	0.57
38:DQ:87:VAL:HG12	38:DQ:88:GLU:H	1.69	0.57
41:BT:39:THR:O	41:BT:39:THR:HG22	2.04	0.57
22:DA:1275:A:H4'	22:DA:1276:A:OP1	2.03	0.57
5:CE:104:ILE:HA	5:CE:122:VAL:HB	1.86	0.57
22:DA:876:C:H3'	22:DA:877:A:H8	1.67	0.57
2:CB:128:LEU:HD22	2:CB:132:GLU:HG2	1.87	0.57
22:BA:2773:C:OP1	25:BD:171:THR:HG23	2.05	0.57
1:AA:64:G:C8	1:AA:99:C:N4	2.72	0.57
53:CA:257:G:C2	53:CA:270:A:N1	2.72	0.57
22:DA:574:A:C2	22:DA:2032:G:O2'	2.57	0.57
25:DD:149:ASN:O	25:DD:151:THR:N	2.36	0.57
7:AG:112:ASP:HB2	7:AG:118:ARG:CG	2.33	0.57
2:CB:69:VAL:HB	2:CB:162:VAL:HB	1.86	0.57
6:AF:46:GLN:NE2	6:AF:55:HIS:HB2	2.19	0.57
45:BX:34:SER:HA	45:BX:48:LEU:O	2.03	0.57
17:CQ:59:GLU:HG3	17:CQ:75:VAL:HG22	1.84	0.57
31:DJ:18:VAL:HG12	31:DJ:54:ILE:HD11	1.86	0.57
29:BH:67:ALA:C	29:BH:69:ALA:H	2.07	0.57
22:DA:1635:A:H5'	22:DA:1635:A:C8	2.39	0.57
8:CH:1:SER:C	8:CH:3:GLN:H	2.08	0.57
53:CA:888:G:O3'	53:CA:1488:G:H4'	2.03	0.57
22:DA:1249:U:O2'	22:DA:1250:G:OP2	2.19	0.57
24:DC:28:PRO:HG3	24:DC:62:ARG:NH1	2.20	0.57
55:CM:77:LYS:HA	55:CM:80:MET:HE2	1.86	0.57
22:BA:1032:A:H1'	52:B4:23:ILE:HD13	1.86	0.57
1:AA:740:U:O2'	1:AA:741:G:H5'	2.04	0.57
1:AA:664:G:H22	1:AA:741:G:H1	1.51	0.57
8:CH:91:LEU:HB3	8:CH:112:ASP:OD2	2.04	0.57
22:BA:2517:C:C6	22:BA:2542:A:N7	2.72	0.57
33:DL:48:ARG:HG3	33:DL:48:ARG:HH11	1.69	0.57
54:CG:12:LEU:HD22	54:CG:13:PRO:O	2.04	0.57
38:BQ:20:ALA:HA	38:BQ:23:TYR:CE1	2.39	0.57
24:BC:94:LEU:HB2	24:BC:100:ARG:HD3	1.85	0.57
22:DA:2345:G:C5	22:DA:2347:C:N4	2.72	0.57
38:DQ:60:TRP:CZ2	38:DQ:93:ILE:HB	2.40	0.57
33:BL:91:ASP:HB3	33:BL:94:THR:HB	1.86	0.57

Continued on next page...

Continued from previous page...

Atom-1	Atom-2	Interatomic distance (Å)	Clash overlap (Å)
44:BW:18:LYS:HE3	44:BW:19:ARG:HG3	1.86	0.57
53:CA:1279:G:H5''	10:CJ:9:ARG:HH22	1.69	0.57
22:DA:2259:U:H1'	22:DA:2427:C:C2	2.39	0.57
2:AB:40:ILE:HG21	2:AB:201:GLY:CA	2.34	0.57
25:BD:101:PHE:CD1	25:BD:101:PHE:N	2.70	0.57
22:DA:508:A:N6	40:DS:9:HIS:CE1	2.69	0.57
53:CA:1047:G:O2'	53:CA:1048:G:H5'	2.03	0.57
5:CE:38:VAL:HG12	5:CE:39:GLY:N	2.18	0.57
28:DG:112:VAL:HG13	28:DG:150:TYR:CE1	2.29	0.57
30:DI:74:PRO:O	30:DI:78:LEU:HG	2.04	0.57
22:DA:2285:C:OP2	49:D1:5:ARG:HD3	2.03	0.57
50:D2:31:LEU:CA	50:D2:34:ARG:HB2	2.33	0.57
46:DY:19:LEU:HG	46:DY:22:LEU:HD22	1.86	0.57
31:DJ:58:ASN:OD1	31:DJ:127:GLY:HA2	2.05	0.57
19:CS:52:ASN:HD21	19:CS:54:ARG:HG2	1.69	0.57
29:BH:96:THR:C	29:BH:97:ARG:HG3	2.25	0.57
22:DA:1919:A:H2'	22:DA:1920:C:H5'	1.86	0.57
57:DB:38:C:H4'	36:DO:100:HIS:NE2	2.19	0.57
22:BA:2562:U:C2'	22:BA:2563:U:H5'	2.34	0.57
53:CA:1528:U:O2'	53:CA:1530:G:H5''	2.05	0.57
1:AA:761:G:H2'	1:AA:762:U:H6	1.69	0.57
53:CA:1495:U:O2'	53:CA:1496:C:H5'	2.05	0.57
12:AL:2:THR:HG22	12:AL:4:ASN:H	1.69	0.57
4:AD:196:GLU:C	4:AD:198:LEU:H	2.08	0.57
53:CA:579:A:H2'	53:CA:580:C:C6	2.39	0.57
36:BO:36:TYR:CD2	36:BO:36:TYR:N	2.72	0.57
27:BF:47:LYS:NZ	27:BF:47:LYS:HB3	2.19	0.57
53:CA:119:A:H4'	53:CA:120:A:O5'	2.04	0.57
9:AI:6:TYR:HE2	9:AI:17:ARG:HB2	1.70	0.57
22:DA:1914:C:O2'	22:DA:1915:U:O4'	2.21	0.57
22:DA:2337:G:C2'	22:DA:2338:C:H5'	2.34	0.57
53:CA:1279:G:N2	53:CA:1279:G:OP2	2.37	0.57
20:AT:43:LYS:CB	20:AT:86:ALA:HB1	2.27	0.57
22:DA:1087:G:C5	22:DA:1089:A:C2	2.91	0.57
22:DA:1965:C:H3'	22:DA:1966:A:C5'	2.34	0.57
53:CA:994:A:O2'	53:CA:995:C:H6	1.87	0.57
22:DA:320:A:H5''	22:DA:321:U:OP1	2.04	0.57
43:DV:29:ILE:HG22	43:DV:39:ALA:HA	1.87	0.57
14:AN:15:LEU:HD23	14:AN:18:LYS:CD	2.33	0.57
22:BA:783:A:H8	22:BA:784:G:H4'	1.68	0.57
30:BI:53:PRO:O	30:BI:74:PRO:HD2	2.04	0.57

Continued on next page...

Continued from previous page...

Atom-1	Atom-2	Interatomic distance (Å)	Clash overlap (Å)
26:BE:117:ARG:HA	26:BE:185:LYS:HD3	1.86	0.57
21:CU:38:GLU:N	21:CU:40:PRO:HD2	2.20	0.57
53:CA:429:U:H1'	53:CA:430:A:H5''	1.87	0.57
32:BK:111:LYS:H	32:BK:111:LYS:CE	2.16	0.57
25:BD:72:GLY:O	25:BD:73:VAL:O	2.22	0.57
22:BA:1856:U:C2'	22:BA:1857:G:H5'	2.34	0.57
53:CA:537:G:H2'	53:CA:538:G:C8	2.39	0.57
1:AA:194:C:O2'	1:AA:195:A:H5'	2.05	0.57
3:AC:32:LEU:HD21	14:AN:92:ILE:HG12	1.85	0.57
22:DA:1912:A:H62	22:DA:1917:U:H3	1.53	0.57
22:BA:7:G:H2'	22:BA:8:C:H6	1.68	0.57
37:BP:96:LEU:HB3	37:BP:99:LEU:HD22	1.87	0.57
22:BA:2000:C:H2'	22:BA:2001:C:H6	1.70	0.57
22:BA:1802:A:N1	22:BA:1822:C:H1'	2.18	0.57
22:DA:563:A:C4	22:DA:2018:G:C2	2.92	0.57
42:BU:46:LYS:HG2	42:BU:47:PRO:HD2	1.86	0.57
22:BA:775:G:C4	22:BA:794:A:C8	2.92	0.57
24:DC:44:ASN:C	24:DC:46:GLY:H	2.07	0.57
22:BA:995:C:O2	31:BJ:3:THR:HG23	2.05	0.57
53:CA:263:A:P	20:CT:73:ARG:HH12	2.28	0.57
17:AQ:46:HIS:HB2	17:AQ:66:LEU:HD12	1.86	0.57
53:CA:81:A:O2'	53:CA:82:G:C8	2.57	0.57
46:DY:17:GLU:OE1	46:DY:53:VAL:HB	2.04	0.57
10:CJ:8:ILE:HG22	10:CJ:100:ILE:HG12	1.86	0.57
5:AE:79:THR:OG1	5:AE:80:LEU:N	2.37	0.57
1:AA:797:C:OP2	11:AK:125:LYS:HG3	2.03	0.57
53:CA:1328:C:H2'	53:CA:1329:A:H8	1.69	0.57
25:DD:9:VAL:HG22	37:DP:4:ILE:HD11	1.85	0.57
53:CA:735:C:H5'	18:CR:59:LYS:HD3	1.85	0.57
12:AL:73:LEU:HD11	12:AL:79:ILE:HG21	1.86	0.57
22:DA:726:G:O2'	22:DA:727:A:OP2	2.19	0.57
15:CO:44:GLU:HG2	15:CO:45:HIS:CD2	2.40	0.57
29:DH:2:GLN:O	29:DH:3:VAL:O	2.23	0.57
34:DM:72:PRO:O	34:DM:73:ILE:HB	2.04	0.57
5:CE:148:SER:O	5:CE:151:MET:HB3	2.04	0.57
53:CA:327:A:H4'	53:CA:328:C:OP2	2.03	0.57
24:DC:106:PRO:HB3	24:DC:141:HIS:CE1	2.39	0.57
32:BK:112:PHE:O	32:BK:115:ILE:HG22	2.04	0.57
40:BS:18:ARG:HA	40:BS:21:ALA:HB3	1.86	0.57
21:AU:36:PHE:HB3	21:AU:40:PRO:HD3	1.86	0.57
1:AA:259:G:C4	1:AA:260:G:C8	2.93	0.57

Continued on next page...

Continued from previous page...

Atom-1	Atom-2	Interatomic distance (Å)	Clash overlap (Å)
27:BF:72:SER:OG	27:BF:79:ARG:HA	2.04	0.57
1:AA:1392:G:O2'	1:AA:1393:U:H5'	2.05	0.57
22:BA:1106:G:C2	22:BA:1107:G:C8	2.92	0.57
22:BA:1252:G:N3	38:BQ:32:ARG:HG2	2.18	0.57
22:DA:2353:G:H21	44:DW:30:VAL:HG21	1.70	0.57
10:AJ:41:PRO:O	10:AJ:42:LEU:HB2	2.05	0.57
15:AO:26:VAL:HG12	15:AO:30:LEU:CD1	2.34	0.57
22:DA:558:U:H5''	31:DJ:111:LYS:HD2	1.86	0.57
25:DD:36:GLN:NE2	25:DD:38:LYS:HZ1	2.02	0.57
37:BP:80:VAL:O	37:BP:81:ASP:HB3	2.03	0.57
9:AI:10:ARG:HB2	9:AI:14:SER:O	2.04	0.57
2:CB:150:ILE:HD11	2:CB:153:MET:HE2	1.85	0.57
1:AA:164:G:C2'	1:AA:165:G:H5'	2.35	0.57
35:BN:117:ASP:O	35:BN:119:SER:N	2.37	0.57
38:DQ:60:TRP:O	38:DQ:64:ILE:HG12	2.04	0.57
22:DA:377:G:C6	22:DA:378:C:C4	2.93	0.57
41:BT:40:LYS:HG2	41:BT:58:VAL:O	2.04	0.57
22:DA:246:C:C2'	22:DA:247:G:H5'	2.34	0.57
22:DA:1553:A:N7	22:DA:1555:G:C5	2.73	0.57
9:CI:51:LEU:HG	9:CI:86:LEU:CD2	2.26	0.57
22:DA:617:G:H21	22:DA:618:G:H1'	1.68	0.57
4:AD:72:ARG:HD3	4:AD:203:TYR:CZ	2.39	0.57
14:AN:42:ASN:C	14:AN:44:VAL:H	2.07	0.57
53:CA:1451:U:C2'	53:CA:1452:C:OP1	2.52	0.57
45:BX:46:VAL:HG21	45:BX:67:LEU:HD11	1.86	0.57
21:CU:39:LYS:H	21:CU:40:PRO:HD2	1.67	0.57
22:DA:523:C:O2'	22:DA:524:G:H5'	2.04	0.57
38:DQ:27:ARG:HA	38:DQ:33:VAL:CG1	2.34	0.57
22:DA:963:U:OP1	22:DA:2497:A:H5''	2.04	0.57
55:CM:32:ILE:O	55:CM:32:ILE:HD13	2.04	0.57
1:AA:1521:C:O2'	1:AA:1522:U:H5'	2.04	0.57
53:CA:338:A:N1	53:CA:351:G:N2	2.53	0.57
20:AT:68:LYS:HB2	20:AT:68:LYS:NZ	2.18	0.57
52:B4:2:LYS:HB2	52:B4:4:ARG:HD3	1.87	0.57
53:CA:68:G:N2	53:CA:152:A:H1'	2.20	0.57
11:CK:96:ILE:HD13	11:CK:109:ILE:HD13	1.86	0.57
8:AH:21:LYS:HE2	8:AH:22:ALA:H	1.68	0.57
25:DD:51:THR:CG2	25:DD:76:GLY:HA3	2.35	0.57
22:BA:65:U:H2'	22:BA:66:C:C6	2.39	0.57
12:AL:88:ASP:HB3	12:AL:89:LEU:HD22	1.86	0.57
38:BQ:6:GLY:HA2	38:BQ:9:ALA:HB3	1.86	0.57

Continued on next page...

Continued from previous page...

Atom-1	Atom-2	Interatomic distance (Å)	Clash overlap (Å)
31:DJ:89:PHE:HE2	31:DJ:100:VAL:HG11	1.68	0.57
4:CD:70:GLN:HE22	4:CD:133:SER:HB3	1.70	0.57
53:CA:636:U:H2'	53:CA:637:C:C6	2.40	0.57
43:DV:55:GLU:O	43:DV:57:TYR:N	2.38	0.57
22:BA:78:U:H2'	22:BA:79:C:C6	2.40	0.57
4:AD:21:LYS:HD3	4:AD:21:LYS:O	2.05	0.57
22:DA:2345:G:H4'	22:DA:2346:A:C5'	2.34	0.57
41:BT:8:LEU:HD13	41:BT:46:ALA:HA	1.85	0.57
53:CA:983:A:O2'	53:CA:984:C:C5'	2.53	0.57
22:DA:508:A:H3'	22:DA:509:C:H5'	1.85	0.57
32:DK:107:LEU:C	32:DK:109:SER:H	2.08	0.57
22:DA:1857:G:O2'	22:DA:1884:G:N2	2.37	0.57
5:AE:105:ILE:HG13	5:AE:105:ILE:O	2.05	0.57
22:DA:2542:A:H4'	22:DA:2543:G:H5'	1.86	0.57
22:DA:784:G:C2	24:DC:227:VAL:HG21	2.40	0.57
38:DQ:27:ARG:HA	38:DQ:33:VAL:HG12	1.87	0.57
22:BA:2813:A:C2	22:BA:2887:A:N6	2.71	0.57
22:DA:223:A:C4	22:DA:408:G:H1'	2.39	0.57
1:AA:439:U:H1'	4:AD:118:SER:O	2.04	0.57
53:CA:1372:U:H5''	9:CI:71:ILE:HD11	1.85	0.57
22:BA:1011:G:H4'	22:BA:1012:U:OP1	2.03	0.57
58:DF:31:GLU:C	58:DF:95:MET:HE1	2.25	0.57
25:DD:33:ARG:H	25:DD:33:ARG:HD2	1.70	0.57
1:AA:57:G:H2'	1:AA:58:C:C6	2.40	0.57
22:BA:282:A:H2'	22:BA:283:G:C8	2.40	0.57
22:BA:1929:G:H4'	22:BA:1930:G:OP1	2.05	0.57
22:BA:988:A:OP2	47:BZ:11:SER:HB3	2.05	0.57
22:DA:2235:G:H2'	22:DA:2236:U:H6	1.68	0.57
22:DA:2051:A:H4'	22:DA:2052:A:OP1	2.03	0.57
22:BA:902:C:H2'	22:BA:903:C:H5'	1.86	0.57
57:DB:109:A:O2'	57:DB:110:C:C6	2.55	0.57
22:DA:2332:C:H5''	22:DA:2333:A:OP2	2.05	0.57
22:BA:1059:G:O2'	30:BI:128:ILE:HD13	2.05	0.57
53:CA:1130:A:N7	53:CA:1146:A:C6	2.73	0.57
9:CI:49:GLN:N	9:CI:50:PRO:CD	2.68	0.57
22:BA:1654:A:H4'	25:BD:118:PHE:CZ	2.39	0.57
1:AA:1055:A:C6	1:AA:1206:G:C5	2.93	0.57
22:DA:75:G:HO2'	22:DA:76:C:H6	1.46	0.57
46:DY:17:GLU:HG2	46:DY:50:VAL:HG13	1.87	0.57
39:BR:49:ILE:CG2	39:BR:54:VAL:HG12	2.35	0.57
19:CS:36:ARG:O	19:CS:69:LYS:HD2	2.03	0.57

Continued on next page...

Continued from previous page...

Atom-1	Atom-2	Interatomic distance (Å)	Clash overlap (Å)
22:DA:1963:U:O2'	22:DA:1964:G:H5'	2.05	0.57
53:CA:373:A:H2'	53:CA:374:A:C8	2.30	0.57
26:DE:108:ILE:O	26:DE:112:LEU:HB2	2.05	0.57
22:DA:1181:U:O2'	22:DA:1182:G:H5'	2.05	0.57
53:CA:1448:C:O2'	53:CA:1449:C:C6	2.58	0.57
22:BA:1288:G:C5	22:BA:1327:A:C2	2.93	0.57
2:CB:44:LYS:O	2:CB:48:MET:HG3	2.04	0.57
43:BV:75:GLN:HB2	43:BV:92:VAL:HG23	1.87	0.57
1:AA:35:G:H2'	1:AA:36:C:C6	2.39	0.57
53:CA:1073:U:H2'	53:CA:1074:G:H8	1.70	0.57
53:CA:275:G:O2'	53:CA:276:G:H8	1.88	0.57
22:DA:538:A:O2'	31:DJ:8:PRO:HG3	2.04	0.57
22:DA:7:G:H4'	31:DJ:15:TRP:CH2	2.40	0.57
22:BA:2312:U:OP1	27:BF:70:ARG:HB3	2.05	0.57
22:DA:85:G:OP2	42:DU:6:ARG:HB2	2.04	0.57
1:AA:597:G:C2	1:AA:644:U:C2	2.93	0.57
22:DA:1309:G:H4'	50:D2:7:PRO:HB2	1.87	0.57
1:AA:351:G:H4'	1:AA:352:C:OP2	2.02	0.57
42:DU:26:ASN:OD1	42:DU:34:ILE:HD12	2.04	0.57
22:DA:2625:G:H5'	22:DA:2626:C:OP2	2.05	0.57
18:CR:31:TYR:CG	18:CR:54:LEU:HD21	2.40	0.57
6:CF:6:ILE:HD12	6:CF:6:ILE:H	1.70	0.57
1:AA:1293:C:H2'	1:AA:1294:G:C8	2.40	0.57
1:AA:1293:C:H2'	1:AA:1294:G:H8	1.69	0.57
22:DA:1981:A:O2'	22:DA:1982:U:H5''	2.05	0.57
22:BA:1958:C:C2'	22:BA:1959:G:H5'	2.35	0.57
36:DO:7:ARG:HA	36:DO:10:ARG:NH2	2.20	0.57
22:DA:1680:U:O2'	22:DA:1763:G:N7	2.32	0.57
22:DA:1808:A:H4'	22:DA:1809:A:OP2	2.04	0.57
22:DA:1388:G:O2'	22:DA:1389:G:H5'	2.05	0.57
54:CG:27:ASN:O	54:CG:30:MET:HB2	2.04	0.57
9:CI:56:MET:HG3	9:CI:57:VAL:HG23	1.86	0.57
57:DB:26:C:H1'	57:DB:117:G:H1'	1.86	0.57
53:CA:83:C:N4	53:CA:85:U:C4	2.73	0.57
22:DA:77:G:N2	22:DA:110:G:H1'	2.20	0.57
2:CB:90:PHE:HE1	2:CB:92:ASN:HD22	1.53	0.57
31:BJ:77:HIS:CD2	31:BJ:79:GLY:N	2.62	0.57
33:BL:27:LEU:CD1	33:BL:27:LEU:H	2.01	0.57
34:DM:42:THR:HG22	34:DM:44:ARG:N	2.14	0.57
6:CF:3:HIS:HB2	6:CF:92:THR:HA	1.87	0.57
11:CK:27:ASN:HA	11:CK:57:SER:HB3	1.87	0.57

Continued on next page...

Continued from previous page...

Atom-1	Atom-2	Interatomic distance (Å)	Clash overlap (Å)
1:AA:545:C:H5'	4:AD:68:GLU:HG3	1.87	0.57
31:BJ:72:LYS:HB2	31:BJ:89:PHE:HB2	1.86	0.57
8:CH:57:GLU:HG3	8:CH:58:LEU:H	1.70	0.57
45:BX:76:LYS:HG3	45:BX:77:TYR:H	1.69	0.57
1:AA:89:U:O2'	1:AA:90:C:C5'	2.51	0.57
22:DA:1568:G:N2	24:DC:57:HIS:CE1	2.71	0.57
24:DC:82:TYR:O	24:DC:84:PRO:HD3	2.05	0.57
36:BO:53:THR:HB	36:BO:65:THR:HG22	1.85	0.57
58:DF:103:ILE:HG12	58:DF:175:PRO:HD3	1.85	0.57
51:B3:35:LYS:O	51:B3:40:LYS:HE2	2.05	0.57
1:AA:1324:A:H2'	1:AA:1325:C:C6	2.40	0.57
22:DA:2408:U:H5	62:DA:3596:HOH:O	1.87	0.57
22:BA:2109:U:C4	22:BA:2181:U:O4	2.57	0.57
29:DH:96:THR:HG22	29:DH:113:SER:OG	2.05	0.57
8:AH:91:LEU:HD23	8:AH:92:PRO:HD2	1.85	0.57
58:DF:91:ARG:NH2	58:DF:91:ARG:HB3	2.20	0.57
1:AA:174:A:C2'	1:AA:175:C:H5'	2.34	0.57
41:BT:73:ARG:CZ	41:BT:73:ARG:HB3	2.34	0.57
53:CA:1084:G:C8	53:CA:1085:U:C5	2.92	0.57
22:DA:526:A:N6	22:DA:2626:C:H4'	2.20	0.57
7:AG:30:MET:HG2	7:AG:31:VAL:H	1.69	0.57
40:BS:66:ILE:HG12	40:BS:66:ILE:O	2.05	0.57
22:DA:2072:C:C2'	22:DA:2073:C:H5'	2.35	0.57
22:DA:132:G:N2	22:DA:148:U:C2	2.72	0.57
53:CA:629:A:H2'	53:CA:630:A:O4'	2.05	0.57
22:BA:644:A:H2'	22:BA:645:C:O4'	2.05	0.57
22:BA:833:A:H2'	22:BA:834:G:C8	2.40	0.57
22:DA:1199:U:H2'	22:DA:1200:C:C6	2.40	0.57
1:AA:994:A:C2	14:AN:4:SER:HB2	2.40	0.57
10:AJ:49:PHE:HE1	10:AJ:67:ILE:HG13	1.69	0.57
22:BA:2182:U:C2'	22:BA:2183:A:OP1	2.53	0.57
22:BA:2800:A:C2	22:BA:2895:G:H1'	2.40	0.56
22:BA:873:C:N4	22:BA:904:G:H1	1.99	0.56
22:BA:2332:C:OP1	44:BW:44:PHE:HZ	1.87	0.56
44:BW:39:GLN:HG3	44:BW:42:THR:HB	1.87	0.56
22:BA:1059:G:C8	22:BA:1060:U:H2'	2.40	0.56
41:BT:44:LYS:HG3	41:BT:55:VAL:HG11	1.86	0.56
22:DA:1439:A:C8	22:DA:1440:U:O4'	2.59	0.56
1:AA:923:A:OP1	5:AE:25:LYS:HG2	2.05	0.56
1:AA:1239:A:H62	1:AA:1299:A:H61	1.51	0.56
46:DY:50:VAL:HA	46:DY:53:VAL:HG23	1.86	0.56

Continued on next page...

Continued from previous page...

Atom-1	Atom-2	Interatomic distance (Å)	Clash overlap (Å)
41:BT:31:VAL:HA	41:BT:83:ALA:HB3	1.87	0.56
53:CA:218:U:H2'	53:CA:219:U:O4'	2.05	0.56
48:D0:38:LEU:HB2	48:D0:41:HIS:NE2	2.20	0.56
35:BN:33:ILE:CD1	35:BN:118:ARG:NH2	2.66	0.56
21:AU:24:LYS:O	21:AU:28:LEU:HB2	2.05	0.56
7:AG:23:ALA:O	7:AG:26:VAL:HG22	2.05	0.56
30:BI:3:LYS:CD	30:BI:4:VAL:HG23	2.35	0.56
37:DP:50:ARG:CA	37:DP:57:ALA:H	2.17	0.56
3:CC:129:PHE:CE1	3:CC:156:LEU:HB3	2.40	0.56
22:BA:1188:U:O2'	22:BA:1189:A:H5'	2.05	0.56
25:BD:148:GLN:OE1	25:BD:152:PRO:HG2	2.04	0.56
31:BJ:56:VAL:O	31:BJ:124:VAL:O	2.21	0.56
9:AI:128:LYS:CD	9:AI:129:ARG:H	2.18	0.56
48:B0:36:LYS:O	48:B0:37:HIS:HB3	2.04	0.56
53:CA:499:A:C6	53:CA:547:A:C8	2.92	0.56
22:DA:170:U:H2'	22:DA:171:U:H6	1.70	0.56
22:BA:2553:G:C2	22:BA:2554:U:O2	2.57	0.56
2:AB:101:THR:HG22	2:AB:174:GLU:OE1	2.05	0.56
1:AA:164:G:H2'	1:AA:165:G:H5'	1.87	0.56
22:BA:1266:G:H5''	40:BS:15:GLN:HE22	1.69	0.56
53:CA:728:A:H2'	53:CA:729:A:C8	2.40	0.56
18:CR:19:GLU:CD	18:CR:20:ILE:N	2.58	0.56
33:DL:110:VAL:HB	33:DL:127:VAL:HA	1.87	0.56
22:BA:1845:G:O2'	22:BA:1846:G:H5'	2.04	0.56
10:CJ:7:ARG:NH1	10:CJ:102:LEU:HG	2.20	0.56
22:BA:418:C:H2'	22:BA:419:U:O4'	2.05	0.56
22:BA:197:A:N6	22:BA:2430:A:H2'	2.20	0.56
22:BA:792:A:H5''	22:BA:793:A:H5'	1.87	0.56
26:BE:61:ARG:NH1	26:BE:64:GLY:HA3	2.20	0.56
41:DT:62:VAL:HG12	41:DT:63:VAL:N	2.20	0.56
31:BJ:43:GLU:O	31:BJ:45:THR:CG2	2.52	0.56
22:BA:1083:U:H2'	22:BA:1084:A:O5'	2.06	0.56
22:BA:1062:G:C8	22:BA:1088:A:C8	2.93	0.56
17:AQ:18:LYS:C	17:AQ:47:ASP:OD2	2.44	0.56
22:DA:71:A:H5''	22:DA:73:A:C4	2.40	0.56
22:DA:2296:U:H4'	22:DA:2297:A:OP1	2.03	0.56
53:CA:702:A:H5'	53:CA:703:G:N7	2.21	0.56
1:AA:1210:C:C2'	1:AA:1211:U:H5'	2.35	0.56
58:DF:147:ARG:HD3	58:DF:149:ARG:HH22	1.70	0.56
58:DF:35:LEU:HA	58:DF:152:ASP:O	2.05	0.56
22:DA:2882:A:C5'	35:DN:96:ARG:HD3	2.35	0.56

Continued on next page...

Continued from previous page...

Atom-1	Atom-2	Interatomic distance (Å)	Clash overlap (Å)
54:CG:68:VAL:O	54:CG:70:PRO:HD3	2.04	0.56
31:BJ:21:THR:C	31:BJ:23:LYS:H	2.06	0.56
54:CG:14:ASP:HB3	54:CG:18:GLY:N	2.16	0.56
34:DM:40:ARG:HB2	34:DM:93:VAL:CG2	2.35	0.56
1:AA:49:U:C4	1:AA:364:A:C6	2.94	0.56
32:BK:59:LYS:HG3	32:BK:89:ASN:ND2	2.20	0.56
22:DA:718:A:H5'	22:DA:719:C:OP2	2.04	0.56
24:BC:77:VAL:HG22	24:BC:111:ALA:HA	1.87	0.56
22:BA:2199:A:H5''	22:BA:2199:A:C8	2.39	0.56
22:DA:2529:G:H4'	28:DG:174:LYS:CD	2.34	0.56
53:CA:951:G:H2'	53:CA:952:U:C6	2.39	0.56
1:AA:390:U:H2'	1:AA:391:G:H8	1.67	0.56
33:BL:40:SER:O	33:BL:41:ARG:CB	2.53	0.56
24:BC:61:TYR:HD2	24:BC:85:ASN:ND2	2.02	0.56
40:BS:96:ILE:HG13	40:BS:96:ILE:O	2.05	0.56
53:CA:791:G:H2'	53:CA:792:A:H5'	1.87	0.56
13:AM:84:CYS:HA	19:AS:73:PHE:HD2	1.69	0.56
22:DA:569:U:H5''	22:DA:821:A:C2	2.40	0.56
34:DM:133:LYS:NZ	34:DM:133:LYS:HB3	2.20	0.56
14:CN:20:PHE:HA	14:CN:24:ALA:HB2	1.86	0.56
22:DA:37:C:H1'	26:DE:45:ALA:HB2	1.86	0.56
44:BW:72:GLY:C	44:BW:74:LYS:H	2.07	0.56
22:DA:1536:C:H4'	22:DA:1537:G:C5'	2.35	0.56
44:BW:35:ILE:O	44:BW:37:VAL:N	2.38	0.56
22:DA:176:A:H3'	22:DA:177:G:N2	2.21	0.56
20:CT:73:ARG:HG2	20:CT:73:ARG:NH1	2.04	0.56
53:CA:1144:G:H21	53:CA:1146:A:N6	2.02	0.56
22:DA:1090:A:H3'	22:DA:1091:G:H5''	1.86	0.56
1:AA:1398:A:H8	1:AA:1398:A:H5''	1.70	0.56
46:DY:20:ASN:ND2	46:DY:50:VAL:HG22	2.18	0.56
31:BJ:81:ILE:CG2	31:BJ:82:GLY:H	2.03	0.56
39:BR:52:PRO:O	39:BR:53:PHE:HB2	2.05	0.56
5:AE:152:VAL:CB	5:AE:155:LYS:HZ2	2.11	0.56
22:DA:2271:G:H2'	22:DA:2272:U:H6	1.70	0.56
53:CA:1363:A:C5	53:CA:1365:G:O6	2.58	0.56
22:DA:332:A:H61	42:DU:68:ASN:HD21	1.52	0.56
58:DF:111:ARG:HG3	58:DF:135:ILE:HG12	1.87	0.56
22:DA:201:C:C5	22:DA:202:U:H5	2.23	0.56
22:DA:2816:G:O3'	35:DN:99:LYS:HE3	2.06	0.56
22:DA:639:U:H2'	22:DA:640:C:H6	1.70	0.56
48:D0:37:HIS:HB2	48:D0:41:HIS:HE1	1.69	0.56

Continued on next page...

Continued from previous page...

Atom-1	Atom-2	Interatomic distance (Å)	Clash overlap (Å)
22:DA:587:C:H1'	22:DA:671:C:C5'	2.35	0.56
22:DA:529:A:C8	22:DA:2023:C:N4	2.73	0.56
22:BA:2485:G:C5'	34:BM:45:GLN:HE21	2.18	0.56
22:BA:2154:A:H2'	22:BA:2155:U:O4'	2.05	0.56
22:DA:2728:U:HO2'	22:DA:2729:G:H8	1.52	0.56
32:DK:6:THR:O	32:DK:8:LEU:HD12	2.06	0.56
53:CA:1014:A:C2	19:CS:33:TRP:HB2	2.40	0.56
4:AD:169:TRP:CD1	4:AD:170:LEU:HG	2.40	0.56
26:DE:47:LYS:O	26:DE:83:VAL:HB	2.05	0.56
31:BJ:65:THR:HG23	31:BJ:66:GLY:N	2.20	0.56
25:BD:114:LYS:HE3	25:BD:114:LYS:CA	2.35	0.56
6:CF:59:TYR:HE2	18:CR:66:LEU:HD21	1.69	0.56
22:DA:1417:C:H4'	22:DA:1587:G:H21	1.68	0.56
22:DA:1049:C:O2'	22:DA:1050:A:O5'	2.23	0.56
22:DA:1857:G:O2'	22:DA:1858:A:N7	2.38	0.56
27:BF:133:GLU:H	27:BF:150:GLY:CA	2.17	0.56
25:DD:120:GLY:O	25:DD:124:ARG:HB2	2.05	0.56
22:DA:627:A:H5''	33:DL:78:ARG:NH1	2.21	0.56
22:DA:574:A:C8	22:DA:2055:C:H5''	2.41	0.56
17:CQ:13:SER:O	17:CQ:20:ILE:HB	2.05	0.56
22:DA:2571:U:C4	22:DA:2574:G:C8	2.94	0.56
24:BC:169:ALA:O	24:BC:185:ALA:HB3	2.06	0.56
53:CA:491:G:C2'	53:CA:492:C:H5'	2.35	0.56
22:BA:1287:A:C5'	35:BN:103:ARG:HD2	2.33	0.56
43:DV:80:HIS:HD2	43:DV:83:LYS:N	2.02	0.56
29:BH:8:LYS:O	29:BH:13:GLY:CA	2.54	0.56
46:BY:17:GLU:HB2	46:BY:53:VAL:HG11	1.87	0.56
32:BK:19:VAL:HG23	32:BK:43:ILE:HA	1.87	0.56
24:BC:159:THR:O	24:BC:194:VAL:HG12	2.05	0.56
1:AA:259:G:H2'	1:AA:260:G:C8	2.36	0.56
8:CH:17:GLN:NE2	8:CH:71:VAL:HG23	2.20	0.56
26:BE:24:ASN:C	26:BE:24:ASN:HD22	2.07	0.56
24:BC:77:VAL:O	24:BC:77:VAL:CG2	2.53	0.56
1:AA:115:G:H1'	1:AA:116:A:N7	2.19	0.56
22:DA:822:G:H5''	62:DA:3358:HOH:O	2.05	0.56
53:CA:538:G:H5''	12:CL:110:LYS:HB2	1.87	0.56
22:BA:2683:C:O2	32:BK:70:ARG:NH2	2.31	0.56
22:BA:1842:G:H2'	22:BA:1843:C:H6	1.69	0.56
33:BL:14:LYS:HG3	33:BL:15:ALA:H	1.70	0.56
22:BA:1767:G:N2	22:BA:1985:C:O2	2.38	0.56
22:DA:2550:G:C6	22:DA:2551:C:C4	2.93	0.56

Continued on next page...

Continued from previous page...

Atom-1	Atom-2	Interatomic distance (Å)	Clash overlap (Å)
14:CN:20:PHE:CA	14:CN:24:ALA:HB2	2.35	0.56
22:DA:1412:U:H2'	22:DA:1413:A:O4'	2.05	0.56
15:AO:16:ARG:O	15:AO:17:ASP:HB3	2.05	0.56
37:BP:13:LYS:HE3	37:BP:76:HIS:HA	1.88	0.56
22:DA:2672:U:H6	22:DA:2672:U:O5'	1.87	0.56
5:AE:106:ALA:HB2	5:AE:124:ALA:HB3	1.87	0.56
38:DQ:9:ALA:O	38:DQ:12:ARG:HG2	2.06	0.56
1:AA:1049:U:H4'	1:AA:1050:G:OP2	2.03	0.56
53:CA:667:G:C2	53:CA:740:U:O2	2.59	0.56
22:DA:195:A:C4	22:DA:198:C:N4	2.73	0.56
41:DT:34:VAL:O	41:DT:34:VAL:HG12	2.06	0.56
27:BF:30:VAL:HG13	27:BF:30:VAL:O	2.05	0.56
15:AO:72:LYS:HA	15:AO:72:LYS:HE2	1.88	0.56
25:DD:202:ILE:N	25:DD:202:ILE:HD12	2.21	0.56
25:BD:70:LYS:O	25:BD:71:ALA:HB3	2.05	0.56
22:BA:346:A:C2	22:BA:347:A:H1'	2.40	0.56
1:AA:1261:A:N1	1:AA:1274:A:C2	2.73	0.56
22:DA:244:A:H2'	22:DA:245:G:O4'	2.06	0.56
22:BA:2269:G:O2'	44:BW:18:LYS:HG2	2.05	0.56
44:BW:23:LYS:CE	44:BW:24:ARG:HG3	2.35	0.56
44:BW:22:VAL:CG1	44:BW:25:PHE:CE2	2.89	0.56
54:CG:30:MET:O	54:CG:31:VAL:HB	2.04	0.56
22:DA:1552:A:C2'	22:DA:1553:A:H5'	2.33	0.56
4:AD:146:GLU:HB3	4:AD:147:LYS:NZ	2.20	0.56
1:AA:922:G:H2'	1:AA:923:A:C8	2.40	0.56
53:CA:764:C:H3'	53:CA:765:G:H21	1.71	0.56
58:DF:177:ARG:NH1	58:DF:178:LYS:HB3	2.21	0.56
22:DA:202:U:H2'	22:DA:202:U:O2	2.04	0.56
35:DN:97:ILE:HD11	35:DN:99:LYS:HZ3	1.70	0.56
29:DH:72:ILE:HD11	29:DH:141:LYS:N	2.16	0.56
22:DA:830:G:H4'	22:DA:831:G:OP2	2.05	0.56
1:AA:1240:U:H3'	1:AA:1241:G:H5'	1.86	0.56
25:DD:106:LYS:O	25:DD:107:VAL:HB	2.05	0.56
34:DM:35:ALA:HB3	34:DM:99:GLY:N	2.20	0.56
21:CU:33:ARG:CZ	21:CU:34:ARG:HD3	2.35	0.56
22:BA:2812:G:H2'	22:BA:2813:A:O4'	2.06	0.56
41:BT:29:THR:CA	41:BT:86:THR:HA	2.35	0.56
35:BN:78:LYS:HG2	35:BN:83:LEU:CD2	2.35	0.56
1:AA:1392:G:H2'	1:AA:1393:U:H5'	1.86	0.56
46:DY:4:LYS:HB2	46:DY:4:LYS:NZ	2.18	0.56
34:DM:112:LEU:O	34:DM:112:LEU:HD13	2.05	0.56

Continued on next page...

Continued from previous page...

Atom-1	Atom-2	Interatomic distance (Å)	Clash overlap (Å)
35:BN:38:LEU:HD12	35:BN:38:LEU:C	2.26	0.56
22:BA:1338:G:O2'	22:BA:1393:A:N1	2.37	0.56
55:CM:106:ARG:HA	55:CM:110:GLY:O	2.06	0.56
22:BA:1568:G:H4'	24:BC:58:LYS:CG	2.36	0.56
53:CA:858:G:O6	53:CA:869:G:C8	2.59	0.56
22:DA:108:G:H2'	22:DA:109:C:C6	2.40	0.56
27:BF:64:PRO:HA	27:BF:88:VAL:HG23	1.88	0.56
4:CD:125:ASN:N	4:CD:141:VAL:O	2.38	0.56
50:B2:12:ARG:HB2	50:B2:12:ARG:CZ	2.34	0.56
24:DC:143:VAL:HB	24:DC:153:LEU:HB3	1.88	0.56
38:DQ:63:ARG:O	38:DQ:64:ILE:C	2.43	0.56
22:DA:242:G:C5	51:D3:4:LYS:HE3	2.40	0.56
6:AF:38:ARG:HB3	6:AF:63:ASN:HB2	1.86	0.56
22:DA:1537:G:O2'	22:DA:1538:G:H4'	2.06	0.56
44:BW:37:VAL:HG11	44:BW:55:ASP:HB2	1.88	0.56
22:DA:2259:U:O4'	22:DA:2427:C:H2'	2.05	0.56
22:DA:1695:G:H8	24:DC:7:PRO:O	1.87	0.56
41:DT:9:LYS:HG3	46:DY:21:LEU:HD13	1.86	0.56
53:CA:1195:C:H2'	53:CA:1197:A:O4'	2.05	0.56
52:B4:10:LEU:CD1	52:B4:33:HIS:CD2	2.86	0.56
24:BC:16:VAL:N	24:BC:203:VAL:CG1	2.68	0.56
24:DC:93:VAL:CG1	24:DC:101:ARG:H	2.19	0.56
22:DA:2148:G:N2	22:DA:2149:U:O4	2.32	0.56
22:DA:2140:G:C6	22:DA:2152:G:C6	2.93	0.56
56:CP:8:ARG:HB3	56:CP:28:ARG:HH11	1.70	0.56
22:BA:2813:A:H8	22:BA:2813:A:O5'	1.88	0.56
25:DD:137:SER:C	25:DD:138:LEU:HD22	2.26	0.56
3:AC:6:PRO:HG2	3:AC:183:TYR:CD2	2.41	0.56
53:CA:666:G:C6	53:CA:741:G:C6	2.94	0.56
28:DG:162:ARG:HB2	28:DG:166:GLU:CB	2.36	0.56
53:CA:932:C:H5'	54:CG:3:ARG:HG2	1.88	0.56
22:BA:2820:A:OP1	35:BN:2:ARG:NH2	2.39	0.56
22:DA:684:G:C2	22:DA:794:A:C2	2.94	0.56
53:CA:1417:G:C6	53:CA:1482:G:C6	2.93	0.56
9:CI:114:LYS:HD2	9:CI:120:ALA:O	2.05	0.56
13:AM:40:GLU:HG3	13:AM:41:ASP:H	1.71	0.56
19:AS:14:LEU:HD13	19:AS:32:THR:HG21	1.87	0.56
53:CA:425:G:H2'	53:CA:426:U:O4'	2.06	0.56
22:BA:1071:G:C8	22:BA:1089:A:N6	2.73	0.56
22:BA:1452:G:H2'	22:BA:1457:U:O4	2.05	0.56
1:AA:1472:U:O2'	1:AA:1473:G:H5'	2.05	0.56

Continued on next page...

Continued from previous page...

Atom-1	Atom-2	Interatomic distance (Å)	Clash overlap (Å)
22:BA:744:U:H2'	22:BA:745:G:O4'	2.05	0.56
39:DR:33:VAL:HG23	39:DR:61:ALA:HB3	1.87	0.56
54:CG:135:LYS:O	54:CG:139:ASP:HB2	2.06	0.56
17:AQ:4:ILE:N	17:AQ:4:ILE:HD12	2.20	0.56
21:CU:19:LYS:N	21:CU:19:LYS:HZ3	2.04	0.56
31:BJ:41:LYS:N	38:BQ:66:ALA:HB1	2.21	0.56
22:DA:1605:C:H5''	22:DA:1606:C:OP2	2.06	0.56
22:BA:923:G:H1'	44:BW:23:LYS:HE2	1.87	0.56
37:BP:4:ILE:HG22	37:BP:8:GLU:HG3	1.87	0.56
21:AU:10:PRO:HB3	3:CC:74:ILE:HD12	1.88	0.56
5:CE:68:ARG:O	5:CE:69:ASN:C	2.44	0.56
22:DA:1654:A:HO2'	22:DA:1655:A:H8	0.73	0.56
26:DE:109:LEU:O	26:DE:112:LEU:HB3	2.06	0.56
4:CD:151:GLN:CB	4:CD:154:VAL:HG12	2.32	0.56
24:BC:20:ASN:HD21	24:BC:22:GLU:CG	2.16	0.56
44:DW:23:LYS:HD2	44:DW:24:ARG:H	1.68	0.56
44:DW:22:VAL:O	44:DW:23:LYS:HG3	2.05	0.56
22:DA:1734:G:H2'	22:DA:1735:A:H8	1.70	0.56
45:BX:4:CYS:HB2	45:BX:51:SER:HB3	1.88	0.56
22:DA:1649:G:N1	22:DA:2009:A:C6	2.74	0.56
22:DA:1287:A:H5'	35:DN:103:ARG:HD2	1.88	0.56
26:BE:196:VAL:HG13	26:BE:200:LEU:HD23	1.88	0.56
17:CQ:27:PHE:CD1	17:CQ:36:PHE:HB3	2.39	0.56
1:AA:184:G:C6	1:AA:194:C:N4	2.73	0.56
22:DA:1573:G:H2'	22:DA:1574:C:H5'	1.88	0.56
53:CA:181:A:H4'	53:CA:182:A:OP1	2.04	0.56
43:BV:42:LEU:HD23	43:BV:42:LEU:N	2.20	0.56
34:BM:71:LYS:HB3	34:BM:93:VAL:O	2.05	0.56
53:CA:461:A:N3	53:CA:461:A:H2'	2.20	0.56
22:DA:2235:G:H2'	22:DA:2236:U:C6	2.41	0.56
22:DA:2714:G:O2'	22:DA:2715:C:H5'	2.06	0.56
3:CC:34:SER:O	3:CC:38:VAL:HG13	2.05	0.56
53:CA:227:G:H2'	53:CA:228:A:O4'	2.05	0.56
29:DH:24:GLY:O	29:DH:25:TYR:C	2.43	0.56
31:BJ:44:TYR:CD1	31:BJ:44:TYR:O	2.59	0.56
57:DB:69:G:H2'	57:DB:70:C:H5'	1.87	0.56
44:BW:37:VAL:HG22	44:BW:55:ASP:O	2.06	0.56
25:BD:182:ALA:C	25:BD:184:ARG:N	2.58	0.56
9:CI:78:ILE:O	9:CI:82:ILE:HG13	2.06	0.56
22:DA:71:A:H5''	22:DA:73:A:N9	2.20	0.56
22:DA:2319:G:O2'	22:DA:2320:U:O5'	2.24	0.56

Continued on next page...

Continued from previous page...

Atom-1	Atom-2	Interatomic distance (Å)	Clash overlap (Å)
22:BA:611:C:H2'	22:BA:612:G:H5'	1.88	0.56
5:CE:104:ILE:N	5:CE:122:VAL:H	1.95	0.56
53:CA:1239:A:H3'	54:CG:118:ARG:HH22	1.70	0.56
22:DA:192:C:H2'	22:DA:193:U:H5'	1.88	0.56
22:DA:1716:U:O2'	22:DA:1717:A:C8	2.39	0.56
2:AB:163:ILE:HG23	2:AB:164:ASP:N	2.13	0.56
1:AA:211:G:C2	1:AA:212:G:H1'	2.40	0.56
51:D3:36:ALA:O	51:D3:40:LYS:HG3	2.06	0.56
22:DA:2229:U:H2'	22:DA:2230:G:H8	1.70	0.56
1:AA:1124:G:H2'	1:AA:1145:A:H61	1.69	0.56
1:AA:1228:C:H2'	1:AA:1229:A:H8	1.71	0.56
53:CA:266:G:HO2'	53:CA:267:C:H3'	1.70	0.56
22:DA:2142:A:C2'	22:DA:2143:C:H4'	2.35	0.56
53:CA:177:G:O2'	53:CA:1448:C:C5'	2.54	0.56
32:BK:91:SER:O	32:BK:93:GLN:HB2	2.05	0.56
31:DJ:99:ARG:HG2	31:DJ:102:GLU:OE2	2.05	0.56
35:BN:103:ARG:NH1	35:BN:110:MET:HE1	2.20	0.56
22:BA:2637:U:H2'	22:BA:2638:G:H5'	1.86	0.56
24:DC:179:GLU:HA	24:DC:269:ARG:O	2.06	0.56
58:DF:107:VAL:N	58:DF:108:PRO:CD	2.69	0.56
16:AP:22:ALA:CB	16:AP:32:PHE:HA	2.36	0.56
53:CA:1387:G:C6	53:CA:1388:C:N4	2.73	0.56
53:CA:1372:U:H5''	9:CI:71:ILE:CD1	2.36	0.56
22:BA:580:U:H2'	22:BA:581:C:H6	1.71	0.56
53:CA:204:G:H2'	53:CA:205:A:O4'	2.06	0.56
58:DF:46:LYS:HD3	58:DF:50:ASP:HB2	1.86	0.56
53:CA:537:G:H2'	53:CA:538:G:H8	1.70	0.56
12:CL:109:ARG:HB2	12:CL:118:VAL:HG21	1.87	0.56
42:DU:33:VAL:O	42:DU:34:ILE:HG13	2.05	0.56
32:BK:70:ARG:CD	32:BK:76:VAL:HG22	2.36	0.56
15:AO:57:ARG:HB3	15:AO:57:ARG:NH1	2.21	0.56
28:BG:33:THR:H	28:BG:34:ARG:NH1	2.04	0.56
22:BA:622:G:H2'	22:BA:623:C:C6	2.41	0.56
53:CA:1154:G:H2'	53:CA:1155:A:H8	1.71	0.56
1:AA:924:C:H2'	1:AA:925:G:H8	1.70	0.56
5:CE:89:THR:OG1	5:CE:90:GLY:N	2.37	0.56
22:DA:708:G:H2'	22:DA:709:U:H6	1.71	0.56
29:DH:5:LEU:HD11	29:DH:13:GLY:HA3	1.88	0.56
11:AK:51:PHE:HB2	11:AK:55:ARG:HB3	1.88	0.56
6:CF:25:TYR:O	6:CF:29:ILE:HD13	2.05	0.56
22:DA:1036:G:C6	22:DA:1120:G:C6	2.94	0.56

Continued on next page...

Continued from previous page...

Atom-1	Atom-2	Interatomic distance (Å)	Clash overlap (Å)
33:BL:61:LEU:O	51:B3:12:ARG:HD3	2.05	0.56
31:BJ:43:GLU:O	31:BJ:45:THR:N	2.39	0.56
45:DX:30:PRO:HG2	45:DX:32:LEU:CD2	2.36	0.56
22:BA:1070:A:C2	22:BA:1097:U:H4'	2.41	0.56
9:CI:17:ARG:NH1	9:CI:65:THR:HG21	2.21	0.56
10:CJ:44:THR:HG23	10:CJ:70:HIS:CD2	2.41	0.56
22:DA:1826:G:OP2	24:DC:220:ARG:HB3	2.05	0.56
17:AQ:46:HIS:HB2	17:AQ:66:LEU:CD1	2.35	0.56
45:DX:51:SER:OG	45:DX:54:GLY:HA3	2.06	0.56
46:DY:17:GLU:HG3	46:DY:53:VAL:HG11	1.88	0.56
22:DA:2297:A:C2	22:DA:2298:A:N7	2.74	0.56
22:DA:482:A:N6	22:DA:506:G:C5	2.73	0.56
53:CA:1239:A:N6	53:CA:1299:A:N6	2.53	0.56
22:DA:622:G:H2'	22:DA:623:C:C5	2.40	0.56
22:DA:2614:A:H4'	22:DA:2615:U:OP1	2.06	0.56
22:BA:570:G:H2'	22:BA:2030:A:N7	2.21	0.56
54:CG:88:VAL:HG22	54:CG:89:GLU:N	2.16	0.56
26:BE:108:ILE:HD11	26:BE:180:LEU:HB3	1.88	0.56
22:DA:1156:A:H8	22:DA:1156:A:OP1	1.88	0.56
32:BK:72:PRO:O	32:BK:74:GLY:N	2.36	0.56
38:BQ:69:ARG:HB2	38:BQ:69:ARG:NH2	2.18	0.56
31:BJ:64:VAL:HG13	31:BJ:65:THR:O	2.06	0.56
22:DA:2135:A:H8	22:DA:2135:A:OP2	1.88	0.56
53:CA:1458:G:H4'	20:CT:22:SER:HB2	1.87	0.56
22:BA:2149:U:O2'	22:BA:2150:C:O5'	2.23	0.56
1:AA:1331:G:O2'	1:AA:1332:A:P	2.62	0.56
53:CA:1454:G:O2'	53:CA:1455:G:H8	1.87	0.56
25:BD:121:THR:O	25:BD:122:VAL:CB	2.54	0.56
22:DA:223:A:C5	22:DA:422:A:N7	2.74	0.56
24:BC:106:PRO:CB	24:BC:141:HIS:CE1	2.89	0.56
22:DA:64:A:H2'	22:DA:65:U:O4'	2.05	0.56
22:DA:850:U:O2'	47:DZ:22:THR:HG22	2.05	0.56
53:CA:954:G:N1	53:CA:1228:C:N4	2.52	0.56
1:AA:1159:U:O4'	1:AA:1159:U:O2	2.23	0.56
10:AJ:8:ILE:HA	10:AJ:99:GLN:O	2.05	0.56
25:DD:10:GLY:HA3	25:DD:26:VAL:HB	1.86	0.56
1:AA:725:G:O2'	1:AA:726:C:H5'	2.06	0.56
1:AA:184:G:H2'	1:AA:185:U:C5	2.40	0.56
25:DD:36:GLN:HG3	25:DD:38:LYS:HZ1	1.71	0.56
24:DC:43:ASN:ND2	24:DC:44:ASN:H	2.04	0.56
1:AA:914:A:H2'	1:AA:915:A:H8	1.70	0.56

Continued on next page...

Continued from previous page...

Atom-1	Atom-2	Interatomic distance (Å)	Clash overlap (Å)
22:DA:1751:U:H2'	22:DA:1752:C:C6	2.41	0.56
54:CG:35:LYS:O	9:CI:42:THR:HG21	2.06	0.56
53:CA:188:C:H42	53:CA:189:A:N6	2.04	0.56
22:BA:2314:A:O2'	22:BA:2315:G:H5'	2.06	0.56
7:AG:34:LYS:HB3	7:AG:37:THR:HG23	1.86	0.56
19:AS:52:ASN:O	19:AS:76:THR:HG22	2.05	0.56
22:BA:1113:U:H2'	22:BA:1114:C:H6	1.70	0.56
22:BA:212:G:O2'	22:BA:213:A:H5'	2.06	0.56
22:BA:952:G:H2'	22:BA:953:G:O5'	2.06	0.56
22:BA:864:G:O2'	22:BA:865:C:H5'	2.05	0.56
24:DC:19:VAL:O	24:DC:21:PRO:HD3	2.05	0.56
22:BA:1050:A:C2	22:BA:2751:G:C5	2.94	0.56
39:DR:70:GLU:CD	39:DR:70:GLU:H	2.08	0.56
22:BA:2823:A:H2'	22:BA:2824:C:H5'	1.88	0.56
21:CU:16:ARG:HG3	21:CU:19:LYS:CG	2.16	0.56
29:BH:26:ALA:O	29:BH:31:VAL:HG23	2.06	0.56
22:BA:903:C:H2'	22:BA:904:G:H5'	1.87	0.56
22:DA:1915:U:O2'	22:DA:1916:A:H5'	2.06	0.56
25:BD:184:ARG:HH11	37:BP:6:GLN:HE22	1.53	0.56
1:AA:1053:G:C6	1:AA:1199:U:C2	2.94	0.56
1:AA:254:G:O2'	1:AA:255:G:H5'	2.04	0.56
22:DA:111:A:N1	22:DA:112:U:C2	2.74	0.56
2:AB:9:LEU:HD23	2:AB:11:ALA:N	2.21	0.56
53:CA:246:A:N3	53:CA:279:A:N6	2.54	0.56
5:AE:152:VAL:CB	5:AE:155:LYS:NZ	2.68	0.56
8:AH:63:LYS:CB	8:AH:70:VAL:HG21	2.35	0.56
53:CA:994:A:HO2'	53:CA:995:C:H6	1.53	0.56
53:CA:5:U:H4'	53:CA:6:G:C5'	2.36	0.56
53:CA:1296:C:C5	53:CA:1297:G:N2	2.74	0.56
58:DF:110:ILE:HD13	58:DF:110:ILE:H	1.70	0.56
52:B4:9:LYS:N	52:B4:9:LYS:CD	2.64	0.56
30:BI:23:VAL:HG23	30:BI:24:GLY:H	1.71	0.56
31:BJ:111:LYS:HE2	31:BJ:115:GLY:H	1.71	0.56
22:BA:2680:U:OP2	25:BD:114:LYS:HE2	2.06	0.56
28:DG:53:PRO:HB3	28:DG:61:TRP:H	1.71	0.56
54:CG:100:MET:H	54:CG:100:MET:CE	2.19	0.56
1:AA:673:A:H1'	18:AR:63:TYR:HE1	1.71	0.56
36:DO:30:ARG:HG2	36:DO:31:THR:N	2.20	0.56
28:BG:1:SER:O	28:BG:3:VAL:N	2.38	0.56
55:CM:18:LEU:HD22	55:CM:32:ILE:HG21	1.88	0.56
53:CA:1013:G:H22	53:CA:1015:G:H3'	1.71	0.56

Continued on next page...

Continued from previous page...

Atom-1	Atom-2	Interatomic distance (Å)	Clash overlap (Å)
23:BB:30:C:C2'	23:BB:31:C:H5'	2.34	0.56
22:DA:98:G:O2'	22:DA:103:A:C8	2.59	0.56
22:DA:845:A:N6	22:DA:932:U:N3	2.53	0.56
36:BO:88:LYS:O	36:BO:89:ASP:HB2	2.06	0.56
22:BA:528:A:C2	22:BA:2042:A:H2'	2.41	0.56
1:AA:1320:C:N3	19:AS:35:ARG:NH1	2.53	0.56
53:CA:1179:A:H2'	53:CA:1180:A:O4'	2.06	0.56
22:DA:154:U:H2'	22:DA:155:A:O4'	2.05	0.56
40:BS:88:ARG:CG	40:BS:88:ARG:NH2	2.68	0.56
22:BA:2058:A:N1	60:BA:3135:TEL:O48	2.32	0.56
22:BA:1798:U:OP1	24:BC:255:LYS:O	2.22	0.56
28:BG:33:THR:CA	28:BG:34:ARG:HH11	2.19	0.56
12:AL:7:VAL:HG13	17:AQ:30:HIS:CD2	2.41	0.56
22:BA:2793:C:H2'	22:BA:2794:C:C6	2.40	0.56
22:BA:191:A:H2'	22:BA:192:C:C6	2.41	0.56
22:DA:1525:A:C6	22:DA:1526:C:C2	2.94	0.56
26:DE:88:ARG:HB3	26:DE:89:PRO:HD2	1.87	0.56
6:CF:98:GLU:O	6:CF:99:ALA:HB3	2.05	0.56
21:CU:28:LEU:O	21:CU:28:LEU:HD23	2.06	0.56
1:AA:1435:G:H2'	1:AA:1436:U:C6	2.41	0.56
22:BA:879:G:H2'	22:BA:880:G:C8	2.41	0.56
1:AA:243:A:H4'	1:AA:244:U:H5''	1.88	0.56
22:DA:2093:G:O6	22:DA:2225:A:N7	2.39	0.56
22:DA:381:G:H5''	45:DX:15:ASN:HD22	1.71	0.56
35:DN:39:PRO:O	35:DN:43:GLU:HG2	2.06	0.56
37:BP:52:ARG:HH11	37:BP:52:ARG:CG	2.17	0.56
22:DA:1553:A:N7	22:DA:1555:G:C6	2.74	0.56
9:CI:51:LEU:C	9:CI:53:LEU:H	2.10	0.56
22:DA:70:G:H3'	22:DA:113:U:C4'	2.36	0.56
46:DY:48:ARG:O	46:DY:51:ALA:HB3	2.06	0.56
53:CA:1217:C:H2'	53:CA:1218:C:C6	2.39	0.56
22:DA:1204:A:C4	22:DA:1206:G:C6	2.94	0.56
24:BC:229:HIS:O	24:BC:231:HIS:O	2.24	0.56
22:DA:443:A:N6	26:DE:36:ALA:HB1	2.18	0.56
53:CA:1125:U:C5	10:CJ:40:ILE:HG12	2.41	0.56
53:CA:109:A:H4'	53:CA:110:C:OP2	2.06	0.56
23:BB:15:A:O2'	23:BB:16:G:H5'	2.06	0.56
53:CA:71:A:C2	53:CA:72:A:C8	2.94	0.56
22:DA:2478:A:N7	22:DA:2529:G:C6	2.74	0.56
11:AK:39:ASN:O	11:AK:40:ALA:HB3	2.06	0.56
58:DF:92:GLY:O	58:DF:95:MET:HB3	2.06	0.56

Continued on next page...

Continued from previous page...

Atom-1	Atom-2	Interatomic distance (Å)	Clash overlap (Å)
22:DA:1723:G:O2'	22:DA:1724:G:H5'	2.06	0.56
19:AS:4:LEU:HD22	19:AS:8:PRO:HA	1.86	0.56
22:DA:2884:U:P	48:D0:40:HIS:HE2	2.29	0.56
47:BZ:40:THR:CG2	47:BZ:43:ILE:HG23	2.35	0.56
37:BP:105:LYS:HA	37:BP:108:ARG:NH2	2.21	0.56
53:CA:750:C:H4'	15:CO:20:ASP:HB2	1.86	0.56
22:DA:758:C:O2	22:DA:1981:A:H2	1.89	0.56
26:DE:151:GLY:HA3	26:DE:191:ASP:OD1	2.06	0.56
22:DA:935:C:H2'	22:DA:936:A:H8	1.70	0.56
40:DS:22:ASP:HA	40:DS:25:ARG:HH12	1.71	0.56
7:AG:146:ALA:C	7:AG:148:LYS:H	2.08	0.56
22:DA:2562:U:H1'	32:DK:23:LYS:HE2	1.87	0.56
10:CJ:25:ILE:O	10:CJ:25:ILE:HG22	2.06	0.56
1:AA:532:A:H4'	1:AA:533:A:OP2	2.06	0.56
22:DA:1311:G:H21	22:DA:1603:A:H62	1.52	0.55
22:DA:226:A:H2'	22:DA:227:A:C8	2.41	0.55
22:BA:1459:G:O2'	22:BA:1460:U:H3'	2.07	0.55
44:BW:39:GLN:C	44:BW:41:GLY:N	2.58	0.55
39:DR:49:ILE:HG22	39:DR:54:VAL:N	2.21	0.55
39:DR:27:ILE:CG2	39:DR:28:ALA:H	2.06	0.55
46:DY:60:LYS:HG2	46:DY:60:LYS:O	2.06	0.55
22:DA:125:A:H5''	50:D2:19:ARG:HB2	1.87	0.55
22:DA:1301:A:C4	22:DA:1303:G:N7	2.74	0.55
5:CE:37:VAL:HG12	5:CE:38:VAL:N	2.22	0.55
17:AQ:12:VAL:HG12	17:AQ:21:VAL:O	2.06	0.55
22:DA:727:A:O2'	22:DA:728:G:C8	2.51	0.55
53:CA:238:A:H2'	53:CA:239:U:C4'	2.36	0.55
1:AA:429:U:H4'	1:AA:430:A:OP1	2.06	0.55
22:DA:574:A:H4'	22:DA:575:A:C5'	2.35	0.55
22:DA:575:A:N3	22:DA:576:U:C5	2.74	0.55
10:CJ:42:LEU:HB3	10:CJ:43:PRO:HD2	1.89	0.55
22:DA:532:A:N1	22:DA:2020:A:H1'	2.21	0.55
53:CA:1026:G:H1	53:CA:1036:A:N6	2.04	0.55
55:CM:78:ARG:HH21	55:CM:79:LEU:CD2	2.19	0.55
32:BK:111:LYS:HE2	32:BK:111:LYS:N	2.21	0.55
22:BA:364:C:H2'	22:BA:365:U:H6	1.70	0.55
1:AA:1026:G:C6	1:AA:1027:C:N4	2.74	0.55
53:CA:998:C:H2'	53:CA:999:C:C6	2.41	0.55
18:CR:22:TYR:HA	18:CR:57:ALA:HB1	1.89	0.55
22:DA:2813:A:H2'	22:DA:2814:A:C8	2.41	0.55
4:AD:16:THR:HG22	4:AD:17:ASP:N	2.21	0.55

Continued on next page...

Continued from previous page...

Atom-1	Atom-2	Interatomic distance (Å)	Clash overlap (Å)
26:BE:73:ILE:HG12	26:BE:73:ILE:O	2.05	0.55
3:CC:161:ILE:H	3:CC:161:ILE:HD13	1.72	0.55
4:CD:20:LEU:HD23	4:CD:20:LEU:N	2.21	0.55
53:CA:1042:A:H2'	53:CA:1043:G:O4'	2.06	0.55
53:CA:1182:G:C3'	53:CA:1183:U:H5'	2.36	0.55
33:BL:91:ASP:H	33:BL:94:THR:HG21	1.71	0.55
22:DA:1537:G:C3'	22:DA:1538:G:H4'	2.36	0.55
53:CA:1146:A:H2'	53:CA:1147:C:C6	2.41	0.55
22:DA:1439:A:H1'	22:DA:1553:A:N6	2.21	0.55
22:DA:2258:C:C4'	22:DA:2259:U:OP2	2.49	0.55
53:CA:86:G:H1'	53:CA:87:C:O5'	2.06	0.55
12:CL:97:VAL:O	12:CL:97:VAL:CG2	2.54	0.55
40:DS:9:HIS:H	40:DS:102:HIS:HE1	1.54	0.55
53:CA:704:A:C2'	53:CA:705:G:C8	2.89	0.55
25:DD:12:THR:OG1	37:DP:4:ILE:HG23	2.06	0.55
22:DA:1338:G:O2'	41:DT:18:GLU:HG3	2.07	0.55
33:DL:112:LEU:O	33:DL:112:LEU:HD23	2.06	0.55
33:DL:81:ASP:O	33:DL:83:ALA:N	2.39	0.55
22:DA:2015:A:C5	48:D0:2:VAL:HG11	2.41	0.55
2:CB:128:LEU:HB3	2:CB:131:LYS:HB3	1.88	0.55
22:BA:558:U:H5''	31:BJ:111:LYS:HE3	1.88	0.55
25:BD:114:LYS:HZ2	25:BD:116:LYS:HE2	1.70	0.55
22:DA:1045:C:H4'	22:DA:1047:G:C4	2.40	0.55
24:DC:70:LYS:HB2	24:DC:101:ARG:NH2	2.18	0.55
4:AD:131:ILE:HD13	4:AD:134:TYR:HB2	1.89	0.55
8:CH:28:SER:HB3	8:CH:56:PRO:HB2	1.89	0.55
40:BS:41:LYS:O	40:BS:44:ALA:N	2.39	0.55
22:DA:223:A:C6	22:DA:422:A:N7	2.74	0.55
6:CF:2:ARG:NH2	6:CF:91:ARG:HB2	2.20	0.55
3:AC:6:PRO:O	3:AC:10:ARG:HG2	2.07	0.55
53:CA:1375:A:O2'	54:CG:101:ARG:NH2	2.39	0.55
22:DA:1639:C:C2'	22:DA:1640:A:H5''	2.37	0.55
53:CA:151:A:H2'	53:CA:152:A:O4'	2.06	0.55
1:AA:269:C:H2'	1:AA:270:A:H8	1.71	0.55
25:DD:208:LYS:O	25:DD:209:ALA:CB	2.55	0.55
28:DG:22:VAL:HG12	28:DG:23:ILE:H	1.72	0.55
28:BG:70:LEU:O	28:BG:74:MET:HG3	2.06	0.55
53:CA:287:U:O2'	53:CA:288:A:H5'	2.06	0.55
29:DH:57:LYS:HD2	29:DH:57:LYS:O	2.06	0.55
1:AA:358:U:H2'	1:AA:359:G:H8	1.70	0.55
1:AA:1084:G:C5	1:AA:1085:U:C4	2.94	0.55

Continued on next page...

Continued from previous page...

Atom-1	Atom-2	Interatomic distance (Å)	Clash overlap (Å)
38:BQ:93:ILE:HG23	38:BQ:94:LEU:N	2.21	0.55
9:AI:6:TYR:CG	9:AI:7:GLY:N	2.75	0.55
22:DA:1731:G:H4'	22:DA:1732:C:OP1	2.06	0.55
22:DA:185:G:C5	22:DA:212:G:N2	2.75	0.55
22:DA:1776:G:C2	22:DA:1789:A:N3	2.74	0.55
53:CA:284:C:H2'	53:CA:285:C:C6	2.42	0.55
22:DA:2651:C:O2'	22:DA:2652:C:H5'	2.07	0.55
25:DD:9:VAL:O	37:DP:4:ILE:HD11	2.05	0.55
53:CA:996:A:N1	53:CA:1046:A:H5'	2.21	0.55
18:CR:62:ARG:HB3	18:CR:69:TYR:CE1	2.41	0.55
58:DF:74:ALA:HB1	58:DF:76:PHE:CD2	2.42	0.55
26:DE:147:LEU:HB3	26:DE:186:VAL:HG23	1.88	0.55
49:B1:24:LYS:NZ	49:B1:51:ALA:O	2.39	0.55
5:CE:59:ILE:HG13	5:CE:59:ILE:O	2.05	0.55
53:CA:13:U:O2'	53:CA:14:U:H5'	2.07	0.55
22:DA:2766:A:N3	22:DA:2766:A:H2'	2.21	0.55
24:BC:106:PRO:HA	24:BC:141:HIS:CE1	2.41	0.55
53:CA:951:G:H2'	53:CA:952:U:H6	1.71	0.55
1:AA:389:A:C6	1:AA:390:U:H1'	2.41	0.55
4:CD:58:GLN:HA	4:CD:58:GLN:OE1	2.06	0.55
40:DS:28:LYS:HA	40:DS:70:LYS:HA	1.88	0.55
22:BA:372:G:H5''	45:BX:60:LYS:HE3	1.89	0.55
33:BL:14:LYS:CG	33:BL:15:ALA:N	2.68	0.55
29:BH:4:ILE:HG23	29:BH:17:ASP:O	2.06	0.55
1:AA:47:C:H4'	1:AA:48:C:O5'	2.05	0.55
22:DA:167:A:C2	22:DA:168:G:H1'	2.41	0.55
2:AB:103:TRP:CH2	2:AB:107:ARG:HD3	2.41	0.55
1:AA:129:A:H1'	1:AA:130:A:C8	2.41	0.55
22:BA:585:G:H5''	22:BA:586:A:OP1	2.07	0.55
38:BQ:96:ASP:C	38:BQ:98:ALA:N	2.59	0.55
22:DA:1387:A:N3	22:DA:1388:G:C8	2.75	0.55
57:DB:15:A:OP1	57:DB:108:A:H5'	2.06	0.55
22:DA:396:G:O2'	22:DA:397:U:H6	1.85	0.55
53:CA:1350:A:C2	54:CG:33:GLY:HA3	2.41	0.55
22:DA:1508:A:C4'	22:DA:1509:A:OP1	2.45	0.55
22:BA:1731:G:N1	22:BA:1733:G:C6	2.75	0.55
53:CA:994:A:C6	53:CA:1216:A:H5'	2.41	0.55
22:DA:206:U:H6	22:DA:206:U:H5'	1.71	0.55
57:DB:42:C:H2'	57:DB:43:C:C5	2.41	0.55
35:DN:35:LYS:HG2	35:DN:112:TYR:CE1	2.41	0.55
22:DA:1998:A:H2'	22:DA:1999:C:C6	2.42	0.55

Continued on next page...

Continued from previous page...

Atom-1	Atom-2	Interatomic distance (Å)	Clash overlap (Å)
22:DA:2726:A:O2'	22:DA:2727:A:H5'	2.06	0.55
22:DA:2756:U:H1'	22:DA:2757:A:C5'	2.36	0.55
22:DA:2144:G:N3	22:DA:2147:A:OP1	2.40	0.55
24:BC:170:TYR:CE2	24:BC:184:GLU:HA	2.41	0.55
22:BA:2755:C:O2'	22:BA:2756:U:H2'	2.05	0.55
43:DV:75:GLN:HG3	43:DV:92:VAL:CG1	2.36	0.55
23:BB:49:C:OP1	36:BO:102:ARG:HG3	2.05	0.55
40:BS:13:SER:O	40:BS:14:ALA:CB	2.53	0.55
29:BH:49:ALA:HB3	29:BH:50:ARG:NH2	2.21	0.55
16:AP:73:ALA:O	16:AP:77:GLU:HB2	2.06	0.55
21:CU:14:ALA:O	21:CU:15:LEU:O	2.25	0.55
28:DG:167:VAL:HG23	28:DG:168:VAL:N	2.21	0.55
22:BA:2478:A:C2'	22:BA:2479:U:H5'	2.37	0.55
4:AD:16:THR:HG22	4:AD:17:ASP:H	1.72	0.55
32:DK:9:ASN:HD21	32:DK:17:ARG:NH2	2.05	0.55
15:CO:58:MET:O	15:CO:61:GLN:HB2	2.06	0.55
49:B1:47:ILE:H	49:B1:47:ILE:HD12	1.71	0.55
22:BA:39:G:H2'	22:BA:40:U:C6	2.41	0.55
22:BA:2415:G:H4'	33:BL:66:PHE:HB2	1.88	0.55
1:AA:624:C:H4'	16:AP:10:GLY:O	2.06	0.55
13:AM:49:GLU:O	13:AM:52:ILE:HG22	2.05	0.55
8:CH:100:ILE:HD12	8:CH:100:ILE:C	2.27	0.55
43:BV:61:LEU:O	43:BV:71:LYS:HA	2.05	0.55
20:AT:8:LYS:HA	20:AT:11:ILE:HG23	1.88	0.55
22:BA:14:A:H5''	22:BA:15:G:OP2	2.07	0.55
53:CA:120:A:O2'	53:CA:121:U:H4'	2.05	0.55
31:BJ:44:TYR:O	31:BJ:45:THR:HB	2.05	0.55
22:BA:904:G:N2	22:BA:905:A:N3	2.53	0.55
22:DA:2330:G:N1	22:DA:2386:A:C6	2.73	0.55
22:BA:2354:C:C4'	44:BW:31:LEU:HD22	2.37	0.55
17:AQ:22:VAL:HG21	17:AQ:60:ILE:CD1	2.32	0.55
2:AB:40:ILE:HG21	2:AB:201:GLY:H	1.70	0.55
53:CA:243:A:C4'	53:CA:244:U:OP2	2.54	0.55
54:CG:74:VAL:HG11	54:CG:143:MET:HB2	1.87	0.55
53:CA:1047:G:N2	53:CA:1213:A:H2	2.04	0.55
22:BA:2092:U:C4'	22:BA:2093:G:O5'	2.52	0.55
22:DA:609:A:H2'	22:DA:610:C:O4'	2.05	0.55
38:BQ:4:LYS:HG3	38:BQ:5:ARG:N	2.13	0.55
4:CD:149:LYS:HB2	4:CD:150:LYS:HE2	1.88	0.55
1:AA:1240:U:H3'	1:AA:1241:G:C5'	2.37	0.55
53:CA:375:U:C2	53:CA:376:G:C8	2.94	0.55

Continued on next page...

Continued from previous page...

Atom-1	Atom-2	Interatomic distance (Å)	Clash overlap (Å)
24:BC:20:ASN:C	24:BC:20:ASN:ND2	2.59	0.55
22:BA:784:G:C5	24:BC:227:VAL:HG11	2.42	0.55
24:DC:70:LYS:HD3	24:DC:101:ARG:HH12	1.71	0.55
2:AB:14:HIS:O	2:AB:14:HIS:CG	2.60	0.55
2:AB:14:HIS:HB2	2:AB:208:ALA:HB2	1.87	0.55
30:BI:104:GLN:O	30:BI:105:LEU:CB	2.54	0.55
2:AB:20:ARG:O	2:AB:22:TRP:N	2.40	0.55
22:DA:1518:C:H2'	22:DA:1519:G:O4'	2.06	0.55
53:CA:166:U:C2'	53:CA:167:A:H5'	2.37	0.55
30:DI:32:VAL:HG22	30:DI:58:ILE:HG21	1.88	0.55
5:CE:35:LEU:HD11	5:CE:136:VAL:HG11	1.88	0.55
53:CA:695:A:H61	53:CA:797:C:H1'	1.71	0.55
46:BY:9:LYS:HB3	46:BY:12:GLU:HG3	1.86	0.55
22:DA:942:G:H4'	22:DA:1190:G:H5'	1.87	0.55
20:AT:73:ARG:O	20:AT:77:ASN:ND2	2.40	0.55
53:CA:194:C:O2'	53:CA:195:A:H5'	2.06	0.55
47:BZ:6:ILE:O	47:BZ:34:THR:HA	2.07	0.55
22:DA:1361:G:O2'	22:DA:1362:C:H5'	2.06	0.55
22:DA:394:C:H2'	22:DA:395:U:H5'	1.89	0.55
22:DA:2636:C:H4'	25:DD:81:GLU:OE1	2.06	0.55
6:CF:90:MET:HE2	18:CR:60:ARG:HD3	1.88	0.55
17:AQ:58:VAL:HG22	17:AQ:59:GLU:N	2.22	0.55
22:BA:1806:C:H1'	24:BC:43:ASN:OD1	2.06	0.55
22:BA:910:A:H2'	22:BA:911:A:C8	2.41	0.55
22:DA:832:U:OP1	33:DL:39:LYS:N	2.39	0.55
19:CS:79:TYR:O	19:CS:80:ARG:HB2	2.05	0.55
18:AR:35:SER:HA	18:AR:71:ASP:HB3	1.89	0.55
22:DA:1625:C:H5''	22:DA:1626:A:OP2	2.06	0.55
4:AD:56:GLU:O	4:AD:59:LYS:HB3	2.07	0.55
22:DA:2138:G:OP2	22:DA:2138:G:H8	1.88	0.55
33:BL:104:GLN:HA	33:BL:104:GLN:NE2	2.22	0.55
25:BD:48:ILE:HG23	25:BD:84:LEU:HD11	1.87	0.55
22:DA:2200:C:O2	22:DA:2226:C:N4	2.39	0.55
22:BA:1056:G:H21	22:BA:1103:A:H62	1.54	0.55
22:DA:1346:G:H2'	22:DA:1347:A:C8	2.41	0.55
22:DA:642:U:H2'	22:DA:644:A:OP2	2.05	0.55
22:DA:484:C:N4	22:DA:497:A:C2	2.75	0.55
22:DA:2331:G:O2'	44:DW:40:ARG:HB3	2.05	0.55
44:DW:43:LYS:HD2	44:DW:79:ILE:HD11	1.89	0.55
53:CA:261:U:H2'	53:CA:263:A:OP2	2.06	0.55
53:CA:1249:C:H2'	53:CA:1250:A:H5''	1.88	0.55

Continued on next page...

Continued from previous page...

Atom-1	Atom-2	Interatomic distance (Å)	Clash overlap (Å)
22:BA:1535:A:C4'	22:BA:1536:C:OP2	2.45	0.55
53:CA:765:G:N7	53:CA:812:G:C4	2.74	0.55
47:BZ:29:ARG:HG3	47:BZ:29:ARG:NH2	2.10	0.55
58:DF:113:PHE:HE2	58:DF:116:LEU:HB2	1.70	0.55
22:DA:2310:C:O2'	22:DA:2311:A:H4'	2.06	0.55
11:CK:78:ILE:HD13	11:CK:78:ILE:H	1.71	0.55
22:DA:604:G:C2	22:DA:605:G:C5	2.94	0.55
51:D3:33:THR:HG23	51:D3:34:LYS:H	1.71	0.55
22:BA:2346:A:H3'	22:BA:2347:C:C5'	2.33	0.55
28:DG:112:VAL:CG1	28:DG:114:HIS:HB3	2.37	0.55
58:DF:52:ALA:HA	58:DF:55:ASP:HB2	1.88	0.55
13:AM:5:GLY:HA3	13:AM:65:GLU:HG3	1.88	0.55
13:AM:7:ASN:HD22	13:AM:8:ILE:N	2.05	0.55
53:CA:1068:G:C2'	53:CA:1069:C:H5'	2.36	0.55
1:AA:1410:A:H2'	1:AA:1411:C:H6	1.72	0.55
36:BO:31:THR:HG22	36:BO:34:HIS:H	1.68	0.55
30:BI:58:ILE:O	30:BI:60:VAL:HG23	2.06	0.55
22:DA:2448:A:H61	33:DL:36:LYS:NZ	2.05	0.55
25:BD:12:THR:CG2	25:BD:13:ARG:H	2.20	0.55
12:CL:5:GLN:HG3	12:CL:9:LYS:NZ	2.22	0.55
6:CF:11:HIS:NE2	6:CF:54:LEU:HD21	2.21	0.55
22:DA:1455:G:N7	35:DN:64:ARG:NH1	2.55	0.55
24:DC:5:CYS:HB3	24:DC:12:ARG:HH11	1.72	0.55
1:AA:414:A:H2'	1:AA:415:A:C8	2.41	0.55
58:DF:8:LYS:HB2	58:DF:8:LYS:NZ	2.21	0.55
32:BK:121:GLU:HG2	32:BK:122:VAL:H	1.70	0.55
22:DA:1510:G:N2	22:DA:1511:G:N3	2.55	0.55
1:AA:865:A:H2'	1:AA:866:C:H6	1.72	0.55
22:DA:2808:G:HO2'	22:DA:2809:A:H8	1.51	0.55
37:DP:28:LYS:HB2	37:DP:28:LYS:HZ2	1.71	0.55
22:BA:455:C:N3	22:BA:472:A:H2'	2.22	0.55
22:DA:2048:G:C6	22:DA:2049:G:C5	2.95	0.55
22:DA:815:C:OP1	39:DR:85:LYS:HE2	2.07	0.55
22:DA:1746:A:H2'	22:DA:1747:U:H6	1.71	0.55
25:DD:181:ASP:C	25:DD:183:GLU:H	2.10	0.55
31:DJ:77:HIS:CE1	31:DJ:83:GLY:HA3	2.41	0.55
36:DO:26:LEU:HD23	36:DO:92:PHE:CE1	2.41	0.55
22:BA:994:C:H1'	39:BR:10:LYS:NZ	2.22	0.55
31:DJ:43:GLU:O	31:DJ:45:THR:N	2.38	0.55
57:DB:55:U:H1'	58:DF:25:MET:SD	2.47	0.55
22:DA:243:U:HO2'	22:DA:244:A:H8	1.54	0.55

Continued on next page...

Continued from previous page...

Atom-1	Atom-2	Interatomic distance (Å)	Clash overlap (Å)
22:DA:2331:G:C1'	44:DW:40:ARG:HB3	2.36	0.55
44:BW:8:SER:O	44:BW:9:THR:CG2	2.53	0.55
22:BA:2330:G:H21	44:BW:38:ARG:HA	1.71	0.55
53:CA:1279:G:H2'	10:CJ:45:ARG:HH21	1.72	0.55
22:DA:249:C:C5'	22:DA:2394:C:O2'	2.44	0.55
20:AT:43:LYS:HD3	20:AT:86:ALA:O	2.05	0.55
53:CA:60:A:N3	53:CA:61:G:H1'	2.21	0.55
41:BT:31:VAL:C	41:BT:32:LEU:HD23	2.27	0.55
22:DA:616:A:H4'	26:DE:101:TYR:CZ	2.41	0.55
22:DA:749:A:C6	22:DA:750:A:N7	2.75	0.55
35:DN:1:MET:O	35:DN:2:ARG:CB	2.55	0.55
52:D4:19:ARG:O	52:D4:20:ASP:CB	2.54	0.55
31:BJ:64:VAL:CG1	31:BJ:68:LYS:HB2	2.36	0.55
22:DA:674:G:O3'	26:DE:60:TRP:HH2	1.90	0.55
20:CT:26:MET:HE1	20:CT:56:ILE:HD13	1.89	0.55
22:DA:2707:U:H2'	22:DA:2708:G:C8	2.41	0.55
42:BU:43:LYS:O	42:BU:57:ILE:HA	2.06	0.55
40:DS:14:ALA:HB1	40:DS:18:ARG:NH2	2.22	0.55
22:DA:740:C:O2'	22:DA:741:U:H5'	2.06	0.55
53:CA:821:G:H2'	53:CA:822:U:C6	2.42	0.55
22:DA:915:C:O2'	22:DA:916:G:H5'	2.06	0.55
3:CC:84:GLU:HA	3:CC:87:ARG:HB2	1.89	0.55
1:AA:473:U:H2'	1:AA:474:G:C8	2.40	0.55
9:AI:128:LYS:HD2	9:AI:129:ARG:H	1.71	0.55
22:BA:1105:U:H2'	22:BA:1106:G:C8	2.38	0.55
22:DA:1651:G:C2	22:DA:2007:U:N3	2.74	0.55
22:DA:416:U:H2'	22:DA:417:C:C6	2.42	0.55
53:CA:513:C:H2'	53:CA:514:C:C6	2.42	0.55
54:CG:124:SER:O	54:CG:128:GLU:HG2	2.07	0.55
26:BE:79:ARG:HG2	26:BE:80:SER:N	2.21	0.55
9:CI:19:PHE:O	9:CI:63:TYR:HB3	2.07	0.55
12:CL:48:LEU:N	12:CL:48:LEU:HD23	2.22	0.55
22:DA:2185:U:H2'	22:DA:2186:G:C8	2.41	0.55
22:DA:2234:G:C6	22:DA:2235:G:N7	2.75	0.55
7:AG:145:GLU:CA	7:AG:148:LYS:HB2	2.37	0.55
22:DA:1746:A:H2'	22:DA:1747:U:C6	2.42	0.55
37:BP:20:ARG:HG3	37:BP:20:ARG:NH2	2.20	0.55
2:AB:32:GLY:HA3	2:AB:39:ILE:HG12	1.88	0.55
29:BH:2:GLN:HA	29:BH:20:ASN:HA	1.88	0.55
3:AC:59:PRO:HD2	3:AC:62:SER:O	2.06	0.55
22:BA:2230:G:H2'	22:BA:2231:U:H6	1.72	0.55

Continued on next page...

Continued from previous page...

Atom-1	Atom-2	Interatomic distance (Å)	Clash overlap (Å)
22:DA:677:A:O2'	22:DA:2071:A:H5'	2.06	0.55
22:BA:245:G:H2'	22:BA:246:C:H6	1.71	0.55
10:AJ:21:ALA:HA	10:AJ:24:GLU:OE2	2.06	0.55
22:BA:619:G:H5''	22:BA:620:G:OP2	2.07	0.55
38:BQ:60:TRP:CE2	38:BQ:93:ILE:HB	2.41	0.55
22:DA:446:G:H4'	22:DA:447:A:OP1	2.07	0.55
44:DW:31:LEU:C	44:DW:33:GLY:H	2.09	0.55
44:BW:24:ARG:C	44:BW:24:ARG:HD2	2.27	0.55
22:DA:119:A:H4'	22:DA:120:U:OP1	2.07	0.55
1:AA:481:G:O2'	1:AA:482:A:C8	2.56	0.55
24:DC:170:TYR:HD2	24:DC:183:VAL:O	1.88	0.55
21:AU:52:VAL:CG1	21:AU:53:LYS:H	2.13	0.55
22:DA:141:G:H3'	22:DA:142:A:O4'	2.06	0.55
53:CA:519:C:O2'	53:CA:520:A:C5'	2.55	0.55
22:DA:236:C:H2'	22:DA:237:C:H6	1.70	0.55
22:DA:2823:A:C5	22:DA:2824:C:C5	2.95	0.55
26:DE:149:ILE:HG23	26:DE:188:MET:CA	2.36	0.55
53:CA:1171:A:O2'	53:CA:1172:C:H5'	2.07	0.55
33:DL:65:GLY:O	33:DL:66:PHE:HB2	2.07	0.55
4:AD:61:ARG:HH21	4:AD:67:LEU:HD23	1.72	0.55
56:CP:78:VAL:C	56:CP:80:LYS:H	2.09	0.55
22:BA:544:C:H3'	22:BA:545:U:O2	2.06	0.55
1:AA:954:G:H21	1:AA:1227:A:H2	1.53	0.55
54:CG:9:ARG:HD3	54:CG:24:LYS:NZ	2.21	0.55
53:CA:406:G:H5'	4:CD:4:LEU:HD22	1.88	0.55
6:AF:47:LEU:HD13	6:AF:51:ILE:HG22	1.88	0.55
36:DO:31:THR:HG21	36:DO:36:TYR:HE2	1.72	0.55
53:CA:807:A:H2'	53:CA:808:C:C6	2.41	0.55
53:CA:640:A:O2'	8:CH:106:SER:HB2	2.06	0.55
54:CG:117:LEU:HG	54:CG:121:ASN:HD22	1.70	0.55
25:BD:27:ILE:HG12	25:BD:201:LEU:HD23	1.88	0.55
53:CA:513:C:H2'	53:CA:514:C:H6	1.72	0.55
40:DS:27:LYS:O	40:DS:71:VAL:HG12	2.06	0.55
22:DA:2624:G:H2'	22:DA:2625:G:O4'	2.07	0.55
9:AI:88:GLU:HG3	9:AI:89:TYR:N	2.21	0.55
25:DD:36:GLN:HE21	25:DD:38:LYS:HZ1	1.53	0.55
10:AJ:12:ALA:HB2	10:AJ:96:VAL:HG13	1.88	0.55
2:AB:161:PHE:HA	2:AB:183:PHE:O	2.06	0.55
22:DA:2439:A:N7	22:DA:2586:U:H4'	2.20	0.55
54:CG:4:ARG:HD2	54:CG:5:VAL:H	1.71	0.55
1:AA:913:A:H4'	1:AA:914:A:O5'	2.06	0.55

Continued on next page...

Continued from previous page...

Atom-1	Atom-2	Interatomic distance (Å)	Clash overlap (Å)
22:DA:160:A:N6	22:DA:167:A:H1'	2.21	0.55
22:DA:1628:G:H2'	22:DA:1629:U:H6	1.70	0.55
22:DA:1780:A:OP1	62:DA:3675:HOH:O	2.18	0.55
6:AF:17:GLN:HG2	4:CD:188:SER:HB2	1.89	0.55
22:BA:1483:G:C2	22:BA:1484:U:C2	2.95	0.55
22:BA:2615:U:C2	48:B0:3:GLN:HA	2.41	0.55
12:CL:50:LYS:N	12:CL:50:LYS:HD2	2.22	0.55
55:CM:57:ASP:O	55:CM:61:LYS:HG3	2.06	0.55
53:CA:501:C:H2'	53:CA:502:A:C8	2.42	0.55
38:DQ:64:ILE:HD12	38:DQ:95:ALA:CB	2.37	0.55
22:DA:82:U:H2'	22:DA:83:A:O4'	2.07	0.55
22:DA:1441:G:H2'	22:DA:1442:U:H6	1.69	0.55
22:DA:1555:G:C2	22:DA:1556:C:C2	2.93	0.55
53:CA:209:U:H2'	53:CA:209:U:O2	2.05	0.55
51:B3:31:ILE:HD11	51:B3:34:LYS:CD	2.27	0.55
5:AE:121:ASN:N	5:AE:121:ASN:HD22	2.03	0.55
41:DT:9:LYS:HG2	41:DT:9:LYS:O	2.07	0.55
2:CB:103:TRP:HB2	2:CB:106:VAL:HB	1.88	0.55
5:CE:74:ALA:O	5:CE:75:LEU:HB2	2.05	0.55
4:CD:25:ARG:HH11	4:CD:25:ARG:CG	2.19	0.55
54:CG:74:VAL:CG1	54:CG:143:MET:HB2	2.37	0.55
53:CA:988:G:H2'	53:CA:989:U:O4'	2.06	0.55
38:BQ:43:GLN:NE2	39:BR:77:PHE:HB3	2.21	0.55
40:DS:17:VAL:HG11	40:DS:103:ILE:HG13	1.87	0.55
22:DA:2213:U:O2'	22:DA:2214:C:H5'	2.06	0.55
2:AB:106:VAL:O	2:AB:106:VAL:HG12	2.06	0.55
41:DT:29:THR:N	41:DT:87:LEU:HB2	2.20	0.55
4:AD:169:TRP:CE3	4:AD:185:PRO:HB3	2.42	0.55
38:BQ:69:ARG:CG	38:BQ:69:ARG:HH21	2.20	0.55
22:BA:1024:G:N2	22:BA:1142:A:H2	2.05	0.55
13:AM:113:LYS:H	13:AM:114:PRO:HD2	1.71	0.55
28:BG:61:TRP:O	28:BG:62:ALA:C	2.44	0.55
22:DA:1455:G:O2'	22:DA:1456:G:C8	2.50	0.55
33:DL:57:LEU:HA	33:DL:60:ARG:HG3	1.88	0.55
6:AF:98:GLU:HG3	6:AF:99:ALA:N	2.22	0.55
24:BC:156:SER:O	24:BC:159:THR:HG23	2.06	0.55
1:AA:821:G:H4'	62:AA:1741:HOH:O	2.07	0.55
46:DY:1:MET:N	46:DY:1:MET:HE2	2.21	0.55
5:AE:12:GLU:CB	5:AE:38:VAL:HG12	2.36	0.55
22:DA:558:U:OP2	31:DJ:113:PRO:HG2	2.06	0.55
22:BA:2308:G:HO2'	22:BA:2310:C:H5	1.53	0.55

Continued on next page...

Continued from previous page...

Atom-1	Atom-2	Interatomic distance (Å)	Clash overlap (Å)
1:AA:1343:G:H2'	1:AA:1344:C:C6	2.42	0.55
1:AA:1071:C:H2'	1:AA:1072:G:C8	2.42	0.55
22:BA:2017:U:H4'	48:B0:4:GLN:O	2.05	0.55
53:CA:1284:C:P	53:CA:1285:A:H3'	2.47	0.55
40:BS:84:ARG:HB2	40:BS:96:ILE:HD11	1.89	0.55
50:B2:12:ARG:NH2	50:B2:12:ARG:HB2	2.22	0.55
1:AA:1091:U:H1'	1:AA:1095:U:O2	2.07	0.55
34:BM:117:PHE:HD2	34:BM:130:PHE:CD1	2.24	0.55
43:DV:59:GLU:HG2	43:DV:60:VAL:H	1.70	0.55
1:AA:68:G:H5'	1:AA:171:A:O2'	2.07	0.55
53:CA:1391:U:H2'	53:CA:1392:G:C8	2.41	0.55
22:DA:1688:U:C4	22:DA:1698:A:C2	2.95	0.55
2:CB:221:ARG:HA	2:CB:224:ARG:CZ	2.37	0.55
22:DA:228:C:H5''	22:DA:229:C:C5	2.42	0.55
31:DJ:44:TYR:HB2	38:DQ:63:ARG:NH2	2.22	0.55
57:DB:58:A:H2'	57:DB:59:A:C8	2.39	0.55
22:DA:2331:G:N1	22:DA:2385:C:C4	2.75	0.55
28:BG:86:LEU:N	28:BG:86:LEU:CD1	2.69	0.55
22:DA:2304:G:N2	22:DA:2312:U:H3	1.98	0.55
22:DA:2023:C:O2'	22:DA:2024:G:O5'	2.25	0.55
12:AL:62:VAL:HG21	12:AL:94:TYR:CD2	2.42	0.55
22:DA:2056:G:H2'	22:DA:2056:G:N3	2.21	0.55
22:DA:2725:A:C4	22:DA:2727:A:N7	2.75	0.55
22:DA:2728:U:O2'	22:DA:2729:G:H8	1.90	0.55
19:CS:13:HIS:O	19:CS:17:LYS:HG2	2.06	0.55
26:DE:112:LEU:HD11	26:DE:186:VAL:HG11	1.88	0.55
48:B0:39:ARG:HB2	48:B0:39:ARG:NH1	2.17	0.55
38:DQ:46:TYR:CZ	38:DQ:50:ARG:NH1	2.76	0.55
22:BA:550:C:H2'	22:BA:550:C:O2	2.07	0.55
53:CA:1124:G:H1'	53:CA:1125:U:H5	1.71	0.55
53:CA:1124:G:H4'	53:CA:1125:U:OP1	2.05	0.55
14:CN:76:PHE:CE2	14:CN:95:LEU:HD22	2.42	0.55
28:BG:53:PRO:HD3	28:BG:61:TRP:CE3	2.42	0.55
26:DE:24:ASN:HB3	26:DE:27:LEU:HB3	1.89	0.55
46:BY:39:GLN:HB2	46:BY:41:HIS:NE2	2.20	0.55
32:BK:15:GLY:O	32:BK:46:ALA:HA	2.06	0.55
22:BA:460:A:C2	22:BA:470:A:C4	2.94	0.55
29:DH:61:VAL:HG13	29:DH:62:LEU:N	2.21	0.55
22:BA:2032:G:C2	25:BD:150:GLN:HG2	2.41	0.55
22:BA:1252:G:O2'	22:BA:1253:A:C8	2.60	0.55
53:CA:769:G:H4'	53:CA:1513:A:H4'	1.88	0.55

Continued on next page...

Continued from previous page...

Atom-1	Atom-2	Interatomic distance (Å)	Clash overlap (Å)
53:CA:612:C:H2'	53:CA:613:C:H6	1.72	0.55
2:CB:8:MET:HB2	2:CB:9:LEU:HD23	1.88	0.55
21:AU:4:LYS:O	21:AU:4:LYS:HD2	2.07	0.55
1:AA:8:A:N6	4:AD:201:GLU:O	2.40	0.55
37:DP:86:LYS:HA	37:DP:86:LYS:HZ2	1.71	0.55
22:DA:2237:G:H5''	22:DA:2238:G:OP1	2.06	0.55
48:B0:14:MET:O	48:B0:17:SER:HB3	2.06	0.55
24:DC:120:ASP:CG	24:DC:121:ALA:H	2.10	0.55
22:BA:1229:C:H2'	22:BA:1230:A:C8	2.42	0.55
22:DA:1432:G:O2'	22:DA:1433:A:H5'	2.06	0.55
22:BA:1501:G:O2'	22:BA:1502:A:H5'	2.07	0.55
22:BA:232:G:H4'	22:BA:233:A:OP1	2.05	0.55
1:AA:799:G:H2'	1:AA:800:G:O4'	2.07	0.55
55:CM:69:ARG:HA	55:CM:72:ILE:HG22	1.89	0.55
22:BA:1085:A:H2'	22:BA:1086:A:N3	2.22	0.54
22:DA:1608:A:C5	22:DA:1611:C:N4	2.75	0.54
44:BW:50:VAL:HB	44:BW:61:LYS:NZ	2.22	0.54
22:DA:179:C:H2'	22:DA:180:G:O4'	2.07	0.54
53:CA:1279:G:C8	53:CA:1282:C:N4	2.75	0.54
22:DA:1062:G:C8	22:DA:1088:A:C8	2.95	0.54
45:DX:52:ALA:C	45:DX:54:GLY:H	2.11	0.54
41:DT:39:THR:HG21	41:DT:42:GLU:CB	2.26	0.54
53:CA:1050:G:O2'	53:CA:1051:C:C6	2.53	0.54
53:CA:990:C:H2'	53:CA:991:U:C1'	2.37	0.54
34:DM:42:THR:HB	34:DM:45:GLN:CG	2.33	0.54
57:DB:41:G:H3'	57:DB:42:C:C5'	2.36	0.54
22:DA:2729:G:H5''	25:DD:190:LYS:HZ3	1.71	0.54
33:BL:35:HIS:O	33:BL:36:LYS:HB2	2.08	0.54
2:CB:130:LYS:HD3	2:CB:133:ALA:HB3	1.90	0.54
26:BE:119:ILE:O	26:BE:119:ILE:HG12	2.07	0.54
2:AB:86:CYS:HB2	2:AB:88:GLN:HG3	1.89	0.54
31:DJ:73:VAL:HG23	31:DJ:74:TYR:N	2.22	0.54
22:DA:828:U:H4'	22:DA:831:G:N1	2.22	0.54
2:AB:134:LEU:HA	2:AB:137:THR:OG1	2.07	0.54
22:DA:45:G:C5'	22:DA:46:G:OP1	2.53	0.54
22:DA:568:U:H2'	22:DA:570:G:OP2	2.07	0.54
53:CA:439:U:H5''	53:CA:440:C:OP2	2.06	0.54
22:BA:1287:A:O2'	22:BA:1288:G:H5'	2.06	0.54
53:CA:457:G:N3	53:CA:457:G:H2'	2.22	0.54
22:DA:2468:A:O2'	22:DA:2469:A:C8	2.50	0.54
30:BI:126:ARG:HA	30:BI:129:GLU:CB	2.36	0.54

Continued on next page...

Continued from previous page...

Atom-1	Atom-2	Interatomic distance (Å)	Clash overlap (Å)
28:DG:8:VAL:HB	28:DG:49:LEU:HB3	1.89	0.54
22:BA:958:U:H6	22:BA:958:U:C5'	2.20	0.54
31:DJ:58:ASN:CG	31:DJ:127:GLY:HA2	2.27	0.54
16:AP:77:GLU:C	16:AP:79:ASN:H	2.10	0.54
1:AA:1038:C:H2'	1:AA:1039:G:H8	1.70	0.54
27:BF:12:VAL:HG22	27:BF:13:LYS:N	2.22	0.54
22:BA:1045:C:H3'	22:BA:1046:A:C5'	2.36	0.54
22:DA:2829:A:C2'	22:DA:2830:C:H5'	2.37	0.54
40:DS:66:ILE:H	40:DS:66:ILE:HD13	1.72	0.54
22:BA:2210:U:C2	22:BA:2212:A:N7	2.75	0.54
22:DA:1351:C:H4'	22:DA:1572:A:O4'	2.06	0.54
22:BA:1956:U:C2'	22:BA:1957:C:H5'	2.36	0.54
25:DD:122:VAL:HA	25:DD:127:PHE:H	1.72	0.54
22:BA:2649:C:H2'	22:BA:2650:U:H6	1.71	0.54
25:DD:28:GLU:HA	25:DD:185:ASN:O	2.08	0.54
28:BG:166:GLU:OE2	28:BG:168:VAL:HG22	2.06	0.54
39:DR:87:GLN:HG2	39:DR:88:GLY:H	1.71	0.54
22:BA:2562:U:H2'	22:BA:2563:U:H5'	1.89	0.54
1:AA:1049:U:C4'	1:AA:1050:G:OP2	2.55	0.54
6:CF:99:ALA:O	6:CF:100:SER:HB2	2.08	0.54
1:AA:370:C:C2'	1:AA:371:A:H5'	2.37	0.54
34:BM:17:ASN:O	34:BM:38:ARG:HD3	2.07	0.54
53:CA:834:U:H2'	53:CA:835:U:C6	2.41	0.54
1:AA:782:A:H2'	1:AA:783:C:H5'	1.88	0.54
12:CL:7:VAL:O	12:CL:7:VAL:HG12	2.07	0.54
3:AC:174:LEU:O	3:AC:174:LEU:HD12	2.07	0.54
22:BA:914:G:C8	22:BA:914:G:H5''	2.43	0.54
28:DG:148:ARG:HB2	28:DG:152:ARG:NH2	2.22	0.54
22:DA:998:C:OP2	38:DQ:57:ARG:NH2	2.40	0.54
57:DB:57:A:C5	58:DF:25:MET:HB2	2.42	0.54
9:CI:51:LEU:HD11	9:CI:82:ILE:HG22	1.89	0.54
1:AA:16:A:C2'	1:AA:17:U:H5'	2.38	0.54
53:CA:1323:G:H2'	53:CA:1324:A:H8	1.72	0.54
22:DA:477:A:H2'	22:DA:478:A:C8	2.41	0.54
22:DA:480:A:H3'	22:DA:481:G:C5'	2.37	0.54
22:DA:310:A:O2'	22:DA:311:A:C8	2.37	0.54
22:DA:142:A:H2'	22:DA:143:C:C5	2.42	0.54
30:BI:19:PRO:HG2	30:BI:23:VAL:CG2	2.37	0.54
22:DA:876:C:O2'	22:DA:877:A:P	2.65	0.54
22:DA:233:A:O2'	22:DA:234:U:C6	2.60	0.54
25:DD:16:THR:HG23	25:DD:18:ASP:H	1.71	0.54

Continued on next page...

Continued from previous page...

Atom-1	Atom-2	Interatomic distance (Å)	Clash overlap (Å)
2:AB:102:ASN:O	2:AB:106:VAL:HG23	2.06	0.54
26:BE:187:VAL:O	26:BE:188:MET:HB3	2.07	0.54
22:DA:1156:A:C8	38:DQ:50:ARG:HG2	2.43	0.54
4:AD:61:ARG:HH21	4:AD:67:LEU:HA	1.72	0.54
28:BG:73:SER:CA	28:BG:76:ILE:HG22	2.35	0.54
4:AD:48:SER:O	4:AD:52:VAL:HG13	2.07	0.54
53:CA:1003:G:N2	53:CA:1005:A:H5''	2.22	0.54
22:DA:2459:A:C5	22:DA:2460:U:C5	2.94	0.54
22:DA:2360:G:H5''	22:DA:2361:G:OP2	2.06	0.54
22:BA:603:A:H4'	22:BA:604:G:OP1	2.07	0.54
56:CP:44:SER:HB2	56:CP:46:LYS:CG	2.36	0.54
34:DM:57:VAL:HA	34:DM:112:LEU:HD11	1.89	0.54
53:CA:935:A:O2'	53:CA:936:C:H6	1.89	0.54
2:CB:9:LEU:HG	2:CB:10:LYS:H	1.73	0.54
26:BE:131:THR:HG22	26:BE:160:ALA:HA	1.88	0.54
22:DA:2234:G:C5	22:DA:2235:G:C8	2.95	0.54
22:DA:167:A:H2'	22:DA:168:G:O4'	2.07	0.54
25:BD:136:ASN:HD21	25:BD:139:SER:HB2	1.72	0.54
2:CB:67:LEU:CD1	2:CB:157:PRO:HG3	2.37	0.54
22:DA:841:G:O2'	22:DA:842:U:H5'	2.07	0.54
22:DA:516:C:H2'	22:DA:517:C:H6	1.72	0.54
1:AA:674:G:H4'	18:AR:69:TYR:CD1	2.43	0.54
1:AA:60:A:H4'	1:AA:61:G:O5'	2.06	0.54
24:DC:245:THR:C	24:DC:247:TRP:H	2.10	0.54
22:BA:2334:U:H4'	22:BA:2335:A:OP2	2.07	0.54
3:AC:71:ARG:O	3:AC:74:ILE:HG22	2.07	0.54
1:AA:140:U:H2'	1:AA:141:G:O4'	2.07	0.54
22:BA:702:U:H2'	22:BA:702:U:O2	2.06	0.54
25:DD:17:GLU:H	25:DD:17:GLU:CD	2.10	0.54
22:BA:2188:U:H2'	22:BA:2189:U:H6	1.72	0.54
22:BA:1348:C:H2'	22:BA:1349:C:H5'	1.88	0.54
34:BM:54:THR:O	34:BM:56:ALA:N	2.39	0.54
22:BA:1154:G:OP2	38:BQ:57:ARG:NH1	2.37	0.54
38:BQ:63:ARG:HH12	38:BQ:96:ASP:CB	2.20	0.54
22:DA:2269:G:O2'	44:DW:18:LYS:HG2	2.08	0.54
22:DA:379:G:C6	22:DA:396:G:C6	2.95	0.54
44:BW:24:ARG:O	44:BW:25:PHE:HB2	2.07	0.54
53:CA:91:U:C6	53:CA:92:U:C5	2.95	0.54
41:BT:32:LEU:N	41:BT:83:ALA:CB	2.65	0.54
41:DT:4:GLU:HG3	41:DT:6:ARG:NH2	2.22	0.54
22:DA:503:A:C6	22:DA:506:G:C6	2.95	0.54

Continued on next page...

Continued from previous page...

Atom-1	Atom-2	Interatomic distance (Å)	Clash overlap (Å)
53:CA:532:A:H62	3:CC:191:THR:HG21	1.71	0.54
22:DA:1906:G:N7	22:DA:1929:G:H2'	2.21	0.54
22:DA:142:A:H2'	22:DA:143:C:C6	2.42	0.54
58:DF:34:THR:O	58:DF:35:LEU:HB2	2.07	0.54
22:DA:637:A:O5'	33:DL:112:LEU:HD21	2.07	0.54
22:BA:2773:C:OP1	25:BD:171:THR:CG2	2.55	0.54
51:D3:28:LEU:O	51:D3:29:ARG:HB3	2.07	0.54
30:DI:52:LEU:O	30:DI:54:ILE:HD12	2.08	0.54
22:BA:784:G:H5''	24:BC:225:ASN:ND2	2.23	0.54
22:BA:1784:A:H4'	22:BA:1785:A:O5'	2.07	0.54
53:CA:328:C:C2'	53:CA:328:C:O2	2.55	0.54
13:AM:4:ALA:H	13:AM:56:ARG:HG3	1.72	0.54
22:DA:947:A:HO2'	22:DA:984:A:H2	1.55	0.54
28:BG:68:ARG:HD2	28:BG:68:ARG:C	2.26	0.54
1:AA:1361:G:C2'	1:AA:1362:A:H5''	2.37	0.54
20:AT:53:MET:HE3	20:AT:57:VAL:HG21	1.89	0.54
20:AT:66:ILE:CD1	20:AT:70:LYS:HE3	2.36	0.54
22:DA:2638:G:N1	22:DA:2775:G:H2'	2.22	0.54
1:AA:184:G:H2'	1:AA:185:U:C6	2.43	0.54
37:BP:99:LEU:HA	37:BP:102:ARG:HG3	1.89	0.54
22:BA:2517:C:C5	22:BA:2542:A:C5	2.95	0.54
1:AA:890:G:O2'	1:AA:906:A:N6	2.40	0.54
22:DA:315:G:H2'	22:DA:316:C:O4'	2.07	0.54
22:DA:2264:C:C2	22:DA:2277:G:N2	2.76	0.54
22:BA:397:U:OP2	45:BX:9:LYS:NZ	2.37	0.54
58:DF:122:ASP:HB2	58:DF:126:ASN:HB2	1.89	0.54
58:DF:129:MET:HG3	58:DF:153:ILE:HD12	1.88	0.54
1:AA:787:A:C5	1:AA:788:U:C5	2.96	0.54
22:DA:2619:C:H5'	25:DD:157:LYS:HA	1.88	0.54
3:CC:6:PRO:HG3	3:CC:200:TRP:HE1	1.71	0.54
22:DA:1807:G:H2'	22:DA:1808:A:H5'	1.89	0.54
22:BA:1057:A:C2	22:BA:1082:U:C2	2.95	0.54
44:BW:17:ALA:O	44:BW:18:LYS:CB	2.56	0.54
53:CA:1142:G:H2'	53:CA:1143:G:C8	2.43	0.54
41:BT:54:GLU:O	41:BT:55:VAL:HB	2.06	0.54
32:DK:87:LEU:HB2	32:DK:92:GLU:O	2.08	0.54
22:DA:781:A:H2'	22:DA:1777:U:H1'	1.89	0.54
28:BG:132:LEU:HD23	28:BG:132:LEU:N	2.23	0.54
1:AA:919:A:O2'	1:AA:920:U:H5'	2.07	0.54
22:DA:61:C:H6	22:DA:61:C:OP1	1.91	0.54
35:DN:12:ARG:HB3	35:DN:16:HIS:ND1	2.22	0.54

Continued on next page...

Continued from previous page...

Atom-1	Atom-2	Interatomic distance (Å)	Clash overlap (Å)
53:CA:1053:G:O6	53:CA:1199:U:H2'	2.08	0.54
42:DU:22:GLY:HA3	42:DU:36:GLU:HB3	1.87	0.54
22:DA:233:A:H61	22:DA:428:A:N6	2.05	0.54
22:DA:1033:U:O2'	22:DA:2750:A:N6	2.41	0.54
28:BG:88:LEU:HD11	28:BG:95:ALA:CB	2.37	0.54
22:DA:1048:A:C4	22:DA:1049:C:N4	2.76	0.54
55:CM:64:VAL:HG12	55:CM:65:GLU:N	2.18	0.54
53:CA:1346:A:N1	54:CG:9:ARG:NH2	2.56	0.54
28:DG:85:LYS:O	28:DG:86:LEU:HG	2.08	0.54
22:BA:1475:G:O2'	22:BA:1476:U:OP1	2.25	0.54
3:AC:142:ARG:HB3	3:AC:143:LEU:HD13	1.90	0.54
41:BT:2:ILE:HG13	41:BT:3:ARG:CZ	2.37	0.54
1:AA:184:G:HO2'	1:AA:185:U:H6	1.55	0.54
36:BO:6:ALA:O	36:BO:10:ARG:HB2	2.06	0.54
25:DD:48:ILE:HG22	25:DD:84:LEU:HD23	1.89	0.54
28:DG:74:MET:O	28:DG:78:VAL:HG13	2.07	0.54
42:BU:24:VAL:HG22	42:BU:35:VAL:HG22	1.90	0.54
6:CF:6:ILE:HD12	6:CF:6:ILE:N	2.22	0.54
1:AA:30:U:H4'	1:AA:31:G:OP2	2.07	0.54
5:CE:100:GLU:O	5:CE:102:THR:HG23	2.06	0.54
45:DX:58:ILE:HG12	45:DX:66:VAL:HG21	1.89	0.54
26:DE:79:ARG:O	26:DE:80:SER:C	2.46	0.54
22:BA:754:U:H2'	22:BA:755:U:H6	1.72	0.54
1:AA:363:A:OP1	12:AL:57:THR:HG21	2.07	0.54
9:AI:90:ASP:OD2	9:AI:93:LEU:HG	2.06	0.54
53:CA:1009:U:H2'	53:CA:1010:U:C6	2.42	0.54
22:BA:1680:U:H2'	22:BA:1681:G:O4'	2.07	0.54
22:DA:2516:A:O2'	22:DA:2517:C:H5'	2.06	0.54
1:AA:1352:C:H2'	1:AA:1353:G:C8	2.41	0.54
22:DA:2345:G:C4	22:DA:2347:C:H5	2.24	0.54
33:BL:93:ASN:ND2	33:BL:94:THR:H	2.02	0.54
22:BA:2353:G:O2'	44:BW:31:LEU:CD2	2.56	0.54
9:CI:9:GLY:HA3	9:CI:16:ALA:HB3	1.89	0.54
1:AA:1054:C:O2	1:AA:1054:C:O4'	2.25	0.54
39:BR:49:ILE:HG21	39:BR:53:PHE:H	1.73	0.54
22:DA:475:C:C2'	22:DA:476:G:C8	2.90	0.54
22:DA:335:C:O2'	22:DA:336:C:O5'	2.25	0.54
58:DF:113:PHE:O	58:DF:114:ARG:CB	2.55	0.54
30:BI:24:GLY:O	30:BI:27:LEU:HG	2.07	0.54
35:DN:62:ASN:O	35:DN:63:ARG:CB	2.49	0.54
28:DG:94:ARG:HH21	28:DG:111:PRO:HB3	1.72	0.54

Continued on next page...

Continued from previous page...

Atom-1	Atom-2	Interatomic distance (Å)	Clash overlap (Å)
22:DA:727:A:O2'	22:DA:728:G:O5'	2.26	0.54
22:DA:663:G:O6	22:DA:664:G:C6	2.61	0.54
18:CR:61:ALA:HB1	18:CR:66:LEU:HB2	1.90	0.54
34:DM:72:PRO:O	34:DM:92:TRP:HA	2.07	0.54
22:DA:575:A:C2	22:DA:576:U:C5	2.94	0.54
53:CA:110:C:H2'	53:CA:111:G:O4'	2.07	0.54
30:BI:64:ARG:HG3	30:BI:65:SER:N	2.22	0.54
22:DA:1734:G:C2'	22:DA:1735:A:H8	2.19	0.54
22:DA:1737:G:C5'	22:DA:1738:G:OP2	2.55	0.54
30:BI:60:VAL:HG22	30:BI:66:PHE:HB2	1.90	0.54
40:BS:73:LYS:CB	40:BS:106:VAL:HB	2.38	0.54
43:BV:5:ASN:N	43:BV:5:ASN:ND2	2.51	0.54
53:CA:940:C:H5'	54:CG:101:ARG:HH22	1.72	0.54
39:DR:68:ARG:HD2	39:DR:92:TRP:CZ2	2.42	0.54
22:DA:2008:C:H2'	22:DA:2009:A:H8	1.71	0.54
22:BA:2573:C:H3'	62:BA:3701:HOH:O	2.08	0.54
53:CA:878:A:C5	53:CA:879:C:C5	2.96	0.54
2:CB:10:LYS:HA	2:CB:10:LYS:HE3	1.88	0.54
9:AI:123:ARG:HD3	9:AI:124:PRO:HD2	1.90	0.54
47:BZ:39:ASP:OD2	47:BZ:44:ARG:NH1	2.40	0.54
2:AB:165:ALA:HB3	2:AB:190:SER:HB3	1.89	0.54
22:DA:2636:C:H2'	22:DA:2637:U:C6	2.41	0.54
54:CG:4:ARG:HG2	54:CG:4:ARG:NH1	2.22	0.54
12:CL:62:VAL:HG21	12:CL:94:TYR:CD2	2.43	0.54
42:DU:11:ILE:HG21	42:DU:79:ALA:HB2	1.89	0.54
22:BA:1782:U:C4	22:BA:2587:A:C2	2.95	0.54
53:CA:53:A:N1	53:CA:359:G:C6	2.75	0.54
17:CQ:9:GLY:O	17:CQ:57:VAL:HG13	2.07	0.54
19:CS:28:LYS:O	19:CS:30:LEU:HD12	2.08	0.54
22:DA:1842:G:O4'	24:DC:242:HIS:CE1	2.60	0.54
35:DN:82:GLU:C	35:DN:85:PRO:HD2	2.28	0.54
22:BA:1405:U:H2'	22:BA:1406:U:C6	2.42	0.54
1:AA:10:A:OP2	5:AE:130:THR:OG1	2.15	0.54
38:BQ:91:ARG:HD3	39:BR:11:GLN:CG	2.37	0.54
22:BA:902:C:C2	22:BA:903:C:C5	2.95	0.54
22:BA:902:C:H2'	22:BA:903:C:H6	1.71	0.54
4:CD:98:ASP:CG	4:CD:114:ARG:HH21	2.10	0.54
44:BW:40:ARG:HH11	44:BW:45:HIS:CE1	2.26	0.54
22:DA:59:U:O2'	22:DA:73:A:H2'	2.08	0.54
52:D4:7:VAL:CG1	52:D4:8:LYS:H	2.18	0.54
22:DA:2667:C:H2'	22:DA:2668:G:C8	2.43	0.54

Continued on next page...

Continued from previous page...

Atom-1	Atom-2	Interatomic distance (Å)	Clash overlap (Å)
22:BA:2134:A:O2'	22:BA:2135:A:C8	2.58	0.54
22:DA:972:A:C3'	22:DA:973:A:H5''	2.33	0.54
3:AC:119:ILE:CG2	3:AC:197:VAL:HG11	2.33	0.54
37:DP:48:ALA:HB3	37:DP:59:THR:OG1	2.08	0.54
4:AD:69:ARG:NE	4:AD:69:ARG:HA	2.18	0.54
53:CA:239:U:C6	53:CA:239:U:C5'	2.89	0.54
53:CA:375:U:N3	53:CA:376:G:N7	2.55	0.54
1:AA:1227:A:N3	1:AA:1227:A:C2'	2.70	0.54
22:DA:46:G:C2	22:DA:47:C:C5	2.95	0.54
34:DM:71:LYS:HD3	34:DM:95:LEU:HD13	1.90	0.54
22:BA:2149:U:O2'	22:BA:2150:C:C4'	2.56	0.54
22:DA:2145:C:C2'	22:DA:2146:C:H3'	2.38	0.54
53:CA:1446:A:H2'	53:CA:1447:A:C5'	2.35	0.54
22:BA:479:A:H4'	22:BA:480:A:OP1	2.06	0.54
24:DC:122:ALA:HB3	24:DC:127:ASN:HD22	1.70	0.54
14:CN:87:ALA:HB2	14:CN:92:ILE:HD12	1.89	0.54
41:BT:4:GLU:OE1	41:BT:6:ARG:HG3	2.07	0.54
31:BJ:49:ASP:HA	31:BJ:118:MET:HE3	1.89	0.54
1:AA:575:G:H4'	1:AA:576:C:OP1	2.06	0.54
1:AA:818:G:HO2'	1:AA:820:U:H6	1.54	0.54
8:CH:68:LYS:HD3	8:CH:69:ALA:N	2.23	0.54
17:AQ:29:LYS:HB2	17:AQ:36:PHE:CE1	2.43	0.54
34:BM:31:PHE:CZ	34:BM:110:GLU:HG2	2.42	0.54
1:AA:182:A:C2	1:AA:184:G:C8	2.96	0.54
53:CA:1284:C:H5''	53:CA:1285:A:H5''	1.89	0.54
22:DA:1989:G:C2'	22:DA:1990:C:H5'	2.38	0.54
35:BN:77:ALA:O	35:BN:81:ASN:HB2	2.07	0.54
4:CD:84:ASN:CG	5:CE:101:GLY:HA3	2.28	0.54
34:DM:114:ARG:HA	34:DM:130:PHE:CE1	2.41	0.54
34:DM:74:THR:HB	34:DM:87:GLY:O	2.08	0.54
22:BA:383:C:H5'	22:BA:384:A:H5''	1.88	0.54
22:BA:2228:G:H2'	22:BA:2229:U:C6	2.43	0.54
57:DB:29:A:OP2	36:DO:32:PRO:HD2	2.07	0.54
1:AA:137:U:H1'	1:AA:227:G:N2	2.22	0.54
1:AA:1257:A:H4'	1:AA:1258:G:OP2	2.07	0.54
53:CA:1269:A:H2	53:CA:1312:G:H21	1.56	0.54
53:CA:690:G:H2'	53:CA:691:G:O4'	2.08	0.54
24:BC:32:LEU:O	24:BC:63:ILE:HG12	2.07	0.54
24:DC:38:LYS:HE2	24:DC:55:GLY:H	1.72	0.54
25:DD:40:LEU:HA	25:DD:44:GLY:HA2	1.90	0.54
22:DA:1340:U:O2'	22:DA:1341:G:OP1	2.19	0.54

Continued on next page...

Continued from previous page...

Atom-1	Atom-2	Interatomic distance (Å)	Clash overlap (Å)
33:BL:101:ILE:CG2	33:BL:102:GLY:N	2.71	0.54
22:DA:1440:U:H2'	22:DA:1441:G:H8	1.72	0.54
22:DA:2259:U:H4'	22:DA:2427:C:O2'	2.06	0.54
28:BG:120:ILE:HD11	28:BG:132:LEU:CB	2.29	0.54
41:DT:38:ALA:HB1	41:DT:81:LYS:HZ3	1.72	0.54
53:CA:284:C:H2'	53:CA:285:C:H6	1.72	0.54
22:DA:506:G:H4'	22:DA:507:A:H5'	1.90	0.54
22:DA:1965:C:H3'	22:DA:1966:A:H5''	1.89	0.54
22:DA:300:A:H1'	22:DA:333:G:N2	2.23	0.54
53:CA:1241:G:C4	53:CA:1242:G:N7	2.75	0.54
53:CA:1297:G:H5'	53:CA:1299:A:N7	2.23	0.54
22:DA:647:G:C5	22:DA:648:G:N7	2.76	0.54
56:CP:75:ILE:CG2	56:CP:80:LYS:HD2	2.37	0.54
6:CF:42:TRP:HB2	6:CF:59:TYR:CB	2.36	0.54
6:CF:43:GLY:O	6:CF:44:ARG:C	2.46	0.54
1:AA:1123:U:O3'	10:AJ:38:GLY:HA3	2.08	0.54
25:DD:107:VAL:HG13	25:DD:203:VAL:HG23	1.88	0.54
58:DF:39:VAL:HG22	58:DF:49:LEU:HG	1.89	0.54
11:AK:87:GLY:H	11:AK:113:THR:CG2	2.20	0.54
43:DV:30:ILE:HG12	43:DV:91:PHE:CB	2.33	0.54
42:BU:42:LYS:HA	42:BU:58:VAL:O	2.07	0.54
22:DA:1737:G:C5	22:DA:1738:G:C6	2.96	0.54
16:AP:59:HIS:CE1	16:AP:63:GLN:NE2	2.74	0.54
53:CA:570:G:H1'	53:CA:820:U:C4	2.42	0.54
8:CH:82:LEU:HD12	12:CL:3:VAL:CG1	2.38	0.54
33:DL:17:LYS:HZ1	33:DL:19:LEU:HD22	1.69	0.54
45:BX:5:GLN:HE21	45:BX:49:ARG:HB3	1.72	0.54
1:AA:826:C:H5'	8:AH:12:ARG:HH21	1.72	0.54
22:BA:580:U:O3'	38:BQ:30:VAL:CG1	2.55	0.54
22:DA:528:A:H2	22:DA:2042:A:H2'	1.71	0.54
12:CL:33:CYS:HA	12:CL:54:VAL:HA	1.90	0.54
41:BT:18:GLU:HA	41:BT:18:GLU:OE2	2.08	0.54
1:AA:723:U:H5'	21:AU:48:LYS:HE2	1.89	0.54
22:DA:293:U:H5''	22:DA:294:A:OP2	2.08	0.54
22:DA:2550:G:O6	22:DA:2551:C:N4	2.41	0.54
22:BA:2415:G:H2'	22:BA:2416:C:H6	1.72	0.54
29:BH:2:GLN:O	29:BH:3:VAL:HG22	2.07	0.54
2:AB:27:LYS:HB3	2:AB:28:PRO:HD3	1.88	0.54
22:DA:1973:G:C6	22:DA:1974:C:C4	2.96	0.54
22:BA:1906:G:H2'	22:BA:1907:G:O5'	2.07	0.54
1:AA:475:C:H2'	1:AA:476:U:H6	1.72	0.54

Continued on next page...

Continued from previous page...

Atom-1	Atom-2	Interatomic distance (Å)	Clash overlap (Å)
37:DP:105:LYS:HA	37:DP:108:ARG:NE	2.23	0.54
3:CC:22:PHE:CD2	10:CJ:97:ASP:HB2	2.43	0.54
22:BA:1881:C:H2'	22:BA:1882:U:O4'	2.07	0.54
37:BP:31:VAL:HG13	37:BP:31:VAL:O	2.06	0.54
22:BA:2765:A:H2'	22:BA:2765:A:N3	2.22	0.54
36:BO:43:ASN:HD21	36:BO:46:GLU:HG2	1.72	0.54
45:DX:14:GLY:HA3	45:DX:28:PHE:HE1	1.72	0.54
2:AB:95:TRP:HZ3	2:AB:98:GLY:H	1.55	0.54
30:DI:132:ALA:HA	30:DI:137:LEU:HD12	1.90	0.54
53:CA:1160:G:O6	53:CA:1181:G:C6	2.61	0.54
31:BJ:40:HIS:H	31:BJ:40:HIS:CD2	2.26	0.54
22:BA:1057:A:N7	22:BA:1086:A:H2'	2.22	0.54
22:BA:1085:A:H3'	22:BA:1086:A:H2	1.70	0.54
57:DB:16:G:H2'	57:DB:17:C:C6	2.43	0.54
31:DJ:106:LYS:HB2	31:DJ:119:PHE:CE2	2.40	0.54
6:AF:16:GLU:CG	4:CD:191:SER:HB2	2.16	0.54
22:DA:176:A:H3'	22:DA:177:G:H21	1.71	0.54
39:DR:39:LEU:HB2	39:DR:49:ILE:HG12	1.89	0.54
22:DA:1515:A:H5'	22:DA:1557:C:H5'	1.88	0.54
32:DK:87:LEU:HD12	32:DK:92:GLU:CA	2.33	0.54
22:DA:1788:C:O5'	22:DA:1788:C:H6	1.91	0.54
26:BE:101:TYR:O	26:BE:104:ALA:HB3	2.08	0.54
22:DA:2271:G:H2'	22:DA:2272:U:C6	2.43	0.54
22:DA:1274:A:C6	22:DA:1302:A:C2	2.95	0.54
53:CA:961:U:C4	53:CA:983:A:C6	2.95	0.54
22:DA:481:G:H1'	22:DA:506:G:H21	1.73	0.54
53:CA:1054:C:OP2	53:CA:1197:A:OP2	2.26	0.54
1:AA:587:G:H4'	8:AH:3:GLN:HA	1.90	0.54
22:DA:671:C:O2'	22:DA:672:C:P	2.66	0.54
22:BA:983:A:C6	22:BA:984:A:C2	2.96	0.54
2:CB:131:LYS:O	2:CB:131:LYS:HE3	2.07	0.54
22:BA:278:A:C2	22:BA:362:A:C8	2.95	0.54
50:B2:3:ARG:HH21	50:B2:3:ARG:CG	2.16	0.54
31:BJ:64:VAL:HG13	31:BJ:68:LYS:HB2	1.90	0.54
43:DV:80:HIS:CD2	43:DV:83:LYS:H	2.26	0.54
37:DP:50:ARG:CB	37:DP:57:ALA:H	2.21	0.54
15:CO:62:ARG:HH22	15:CO:88:ARG:HH21	1.54	0.54
31:DJ:80:HIS:HB3	31:DJ:81:ILE:HG13	1.90	0.54
26:DE:29:HIS:HD1	33:DL:6:LEU:HD22	1.72	0.54
33:DL:90:VAL:HG13	33:DL:95:LEU:HD21	1.88	0.54
14:AN:60:ARG:O	14:AN:61:ASN:CB	2.54	0.54

Continued on next page...

Continued from previous page...

Atom-1	Atom-2	Interatomic distance (Å)	Clash overlap (Å)
19:CS:54:ARG:CG	19:CS:55:GLN:H	2.20	0.54
31:BJ:73:VAL:HG23	31:BJ:74:TYR:H	1.71	0.54
28:BG:124:CYS:HB3	28:BG:126:THR:O	2.07	0.54
43:BV:41:GLU:C	43:BV:42:LEU:HD23	2.28	0.54
1:AA:367:U:OP1	1:AA:395:C:H1'	2.08	0.54
9:AI:93:LEU:HD12	9:AI:94:ARG:N	2.23	0.54
22:DA:789:A:N1	62:DA:3320:HOH:O	2.34	0.54
45:DX:39:VAL:O	45:DX:41:SER:N	2.36	0.54
24:DC:125:PRO:HA	24:DC:191:LEU:HB2	1.90	0.54
17:CQ:45:VAL:HG21	17:CQ:60:ILE:HG21	1.88	0.54
22:DA:2760:C:H2'	22:DA:2761:A:H5'	1.90	0.54
58:DF:66:ILE:HG13	58:DF:83:PRO:HB3	1.90	0.54
53:CA:775:G:C2'	53:CA:776:G:H5'	2.38	0.54
2:AB:117:GLU:HA	2:AB:120:SER:HB2	1.90	0.54
53:CA:1017:U:OP2	53:CA:1017:U:H6	1.91	0.54
25:BD:34:VAL:HG22	25:BD:94:GLN:H	1.72	0.54
22:BA:996:A:H4'	38:BQ:91:ARG:CD	2.38	0.54
22:BA:1082:U:H5'	30:BI:117:THR:C	2.23	0.54
22:DA:1388:G:H2'	22:DA:1389:G:C8	2.41	0.54
44:BW:22:VAL:O	44:BW:23:LYS:O	2.26	0.54
44:BW:67:LYS:HB3	44:BW:80:SER:H	1.73	0.54
53:CA:1147:C:H4'	9:CI:6:TYR:CE1	2.43	0.54
41:BT:8:LEU:N	41:BT:8:LEU:HD23	2.23	0.54
22:DA:250:G:OP1	33:DL:59:ARG:NH1	2.41	0.54
22:BA:668:A:H2'	22:BA:670:A:H62	1.73	0.54
4:CD:25:ARG:HH12	4:CD:30:LYS:HE2	1.73	0.54
53:CA:702:A:C8	53:CA:702:A:OP1	2.55	0.54
53:CA:1299:A:C2'	53:CA:1299:A:N3	2.63	0.54
22:DA:2310:C:H2'	22:DA:2311:A:H5''	1.89	0.54
1:AA:1001:C:H2'	1:AA:1002:G:H8	1.72	0.54
22:DA:1265:A:N7	22:DA:1267:U:N3	2.56	0.54
53:CA:372:C:H4'	53:CA:373:A:C5'	2.38	0.54
31:BJ:117:ALA:HA	31:BJ:120:ARG:HH21	1.71	0.54
22:DA:2757:A:O2'	22:DA:2758:A:H5'	2.08	0.54
22:DA:2230:G:H1'	45:DX:31:ASN:HB3	1.90	0.54
28:BG:96:ALA:O	28:BG:97:VAL:HB	2.07	0.54
1:AA:143:A:N3	1:AA:143:A:H2'	2.22	0.54
22:DA:2572:A:C8	25:DD:149:ASN:ND2	2.67	0.54
21:CU:31:VAL:O	21:CU:33:ARG:N	2.41	0.54
43:BV:93:ARG:O	43:BV:94:ALA:HB2	2.07	0.54
53:CA:1066:C:H2'	53:CA:1067:A:N7	2.23	0.54

Continued on next page...

Continued from previous page...

Atom-1	Atom-2	Interatomic distance (Å)	Clash overlap (Å)
22:DA:962:G:O2'	22:DA:963:U:C6	2.59	0.54
25:BD:68:PHE:HB3	25:BD:73:VAL:HG12	1.90	0.54
22:DA:716:A:H3'	22:DA:717:C:H5''	1.89	0.54
16:AP:20:VAL:HG21	16:AP:32:PHE:CG	2.43	0.54
33:DL:17:LYS:HE2	33:DL:19:LEU:HD13	1.90	0.54
46:DY:18:LEU:O	46:DY:18:LEU:HD13	2.07	0.54
53:CA:1387:G:H2'	53:CA:1388:C:H6	1.72	0.54
37:BP:33:GLU:OE1	37:BP:33:GLU:C	2.46	0.54
15:AO:23:SER:HB3	15:AO:26:VAL:CG2	2.38	0.54
22:DA:1286:A:O2'	22:DA:1288:G:N2	2.41	0.54
53:CA:935:A:N6	54:CG:2:ARG:CZ	2.70	0.54
22:BA:1013:C:H2'	22:BA:1014:A:C8	2.40	0.54
6:CF:67:PRO:O	6:CF:69:GLU:N	2.41	0.54
38:DQ:111:LYS:CE	39:DR:48:LYS:HD3	2.38	0.54
1:AA:1488:G:O2'	1:AA:1489:G:H5'	2.08	0.54
53:CA:1477:U:H2'	53:CA:1478:U:C6	2.43	0.54
24:BC:18:VAL:O	24:BC:18:VAL:HG13	2.07	0.54
23:BB:94:A:H2'	23:BB:95:U:C6	2.42	0.54
22:DA:1810:A:H3'	22:DA:1811:G:H8	1.72	0.54
31:BJ:44:TYR:O	31:BJ:45:THR:CB	2.55	0.54
38:BQ:63:ARG:NH1	38:BQ:96:ASP:CA	2.48	0.54
34:BM:33:LEU:CD2	34:BM:128:THR:HB	2.38	0.54
22:DA:1914:C:H3'	22:DA:1914:C:OP2	2.07	0.54
22:DA:1531:C:H2'	22:DA:1532:A:O4'	2.08	0.54
44:BW:22:VAL:CG1	44:BW:25:PHE:HE2	2.20	0.54
53:CA:1130:A:N7	53:CA:1146:A:N6	2.56	0.54
9:CI:59:LYS:HE3	9:CI:60:LEU:CG	2.37	0.54
1:AA:485:U:O2'	1:AA:486:U:P	2.66	0.54
25:BD:100:LEU:HD23	25:BD:101:PHE:HE1	1.72	0.54
53:CA:1365:G:O2'	53:CA:1366:C:C5'	2.54	0.54
53:CA:1051:C:O2'	53:CA:1052:U:C6	2.59	0.54
22:DA:300:A:H1'	22:DA:333:G:H21	1.73	0.54
1:AA:508:U:H4'	1:AA:509:A:OP1	2.08	0.54
12:AL:79:ILE:HD12	12:AL:96:THR:CG2	2.37	0.54
22:DA:605:G:H1'	22:DA:657:U:O2'	2.07	0.54
22:DA:2615:U:C2	48:D0:3:GLN:HA	2.43	0.54
24:BC:180:MET:CG	24:BC:268:ARG:HH11	2.17	0.54
22:DA:2616:C:HO2'	22:DA:2617:U:H5'	1.73	0.54
11:AK:87:GLY:O	11:AK:92:ARG:HD2	2.08	0.54
41:DT:50:LEU:HD23	41:DT:51:PHE:N	2.19	0.54
58:DF:103:ILE:HG21	58:DF:173:ASP:O	2.08	0.54

Continued on next page...

Continued from previous page...

Atom-1	Atom-2	Interatomic distance (Å)	Clash overlap (Å)
40:BS:17:VAL:HG12	40:BS:76:VAL:HG11	1.90	0.54
22:BA:1277:G:C5'	35:BN:20:MET:CE	2.86	0.54
53:CA:274:A:N3	53:CA:275:G:C8	2.76	0.54
9:CI:61:ASP:O	9:CI:62:LEU:HD22	2.08	0.54
31:BJ:124:VAL:HG23	31:BJ:125:TYR:H	1.73	0.54
22:BA:2199:A:H3'	22:BA:2200:C:C6	2.43	0.54
1:AA:1151:A:H5'	10:AJ:42:LEU:O	2.08	0.54
3:AC:134:LYS:HE3	3:AC:138:GLN:HE22	1.71	0.54
22:DA:1512:C:H2'	22:DA:1513:U:O4'	2.08	0.54
1:AA:1414:U:H2'	1:AA:1415:G:C8	2.42	0.54
23:BB:78:A:H2'	23:BB:79:G:O4'	2.08	0.54
22:BA:2564:A:C2	22:BA:2647:U:H4'	2.43	0.54
43:BV:38:LEU:HD23	43:BV:40:ILE:HD11	1.89	0.54
37:DP:28:LYS:HB3	37:DP:39:LEU:HD23	1.90	0.54
29:DH:5:LEU:O	29:DH:6:LEU:HD12	2.07	0.54
2:CB:67:LEU:HG	2:CB:157:PRO:HG3	1.90	0.54
1:AA:896:C:O2'	1:AA:897:C:H5'	2.08	0.54
19:AS:62:THR:HB	19:AS:65:MET:HG3	1.88	0.54
22:BA:1040:A:H2	22:BA:1115:G:H22	1.54	0.54
25:BD:38:LYS:O	25:BD:46:ARG:HA	2.08	0.54
8:CH:89:ASP:N	8:CH:89:ASP:OD1	2.40	0.54
54:CG:42:VAL:O	54:CG:43:TYR:HB2	2.07	0.54
56:CP:16:PHE:CE2	56:CP:40:ASN:HB2	2.43	0.54
22:BA:2454:G:H1'	62:BA:3524:HOH:O	2.07	0.54
24:DC:177:SER:O	24:DC:270:ARG:HG3	2.07	0.54
22:BA:1789:A:OP1	24:BC:220:ARG:HD3	2.08	0.54
22:BA:540:C:O2'	22:BA:541:A:H5'	2.08	0.54
11:AK:96:ILE:HG13	11:AK:97:ARG:N	2.22	0.54
31:BJ:44:TYR:O	31:BJ:45:THR:HG22	2.08	0.53
54:CG:30:MET:HE1	54:CG:33:GLY:HA2	1.90	0.53
42:DU:3:LYS:HD3	42:DU:82:VAL:HG21	1.90	0.53
41:BT:39:THR:HB	41:BT:42:GLU:H	1.73	0.53
22:DA:1475:G:O2'	22:DA:1476:U:C6	2.61	0.53
9:CI:58:GLU:HG3	9:CI:59:LYS:N	2.22	0.53
22:DA:1056:G:N2	22:DA:1102:C:C5	2.74	0.53
39:BR:54:VAL:O	39:BR:55:ASP:C	2.46	0.53
53:CA:960:U:C5	53:CA:1225:A:H1'	2.43	0.53
14:CN:66:THR:CG2	14:CN:82:LYS:HE3	2.38	0.53
40:DS:8:ARG:HA	40:DS:102:HIS:ND1	2.23	0.53
22:BA:2092:U:C2	22:BA:2225:A:O2'	2.62	0.53
6:CF:61:LEU:HD13	6:CF:62:MET:H	1.73	0.53

Continued on next page...

Continued from previous page...

Atom-1	Atom-2	Interatomic distance (Å)	Clash overlap (Å)
22:DA:676:A:H2	22:DA:2069:G:N3	2.05	0.53
1:AA:1125:U:OP2	1:AA:1145:A:N6	2.42	0.53
53:CA:413:G:C6	4:CD:32:LYS:HE3	2.43	0.53
21:AU:3:ILE:HA	21:AU:19:LYS:HZ1	1.71	0.53
22:DA:1519:G:N1	22:DA:1520:U:C2	2.75	0.53
3:CC:133:MET:CE	3:CC:152:VAL:HG13	2.36	0.53
22:BA:595:C:H2'	22:BA:596:U:C6	2.43	0.53
13:AM:10:ASP:OD1	13:AM:44:ILE:HD13	2.09	0.53
22:DA:64:A:OP1	41:DT:77:ARG:HG2	2.07	0.53
51:D3:15:LYS:HG2	51:D3:16:THR:H	1.73	0.53
1:AA:708:C:O2'	1:AA:709:U:H5'	2.07	0.53
33:DL:77:ILE:HG12	33:DL:101:ILE:HD11	1.90	0.53
1:AA:270:A:H2'	1:AA:271:C:C6	2.43	0.53
22:DA:90:U:H3'	22:DA:91:A:C5'	2.38	0.53
37:DP:9:GLN:HA	37:DP:12:MET:HG3	1.88	0.53
35:DN:94:TYR:N	35:DN:94:TYR:CD1	2.72	0.53
1:AA:537:G:H5''	12:AL:109:ARG:HH12	1.72	0.53
23:BB:46:A:H2'	23:BB:47:C:C6	2.42	0.53
2:AB:174:GLU:O	2:AB:178:LEU:HB2	2.08	0.53
1:AA:924:C:H2'	1:AA:925:G:C8	2.43	0.53
53:CA:1339:A:H2'	53:CA:1340:A:O4'	2.08	0.53
22:BA:2396:G:O2'	22:BA:2397:G:H5'	2.08	0.53
22:BA:1290:C:H2'	22:BA:1291:C:H6	1.73	0.53
45:BX:6:VAL:HG13	45:BX:7:THR:HG23	1.90	0.53
49:D1:34:GLU:HG3	49:D1:49:LYS:HB2	1.90	0.53
12:AL:49:ARG:CG	12:AL:49:ARG:HH11	1.94	0.53
44:DW:18:LYS:CD	44:DW:19:ARG:HG2	2.38	0.53
44:BW:67:LYS:O	44:BW:68:PHE:HB2	2.08	0.53
39:DR:4:VAL:HG22	39:DR:40:MET:HB3	1.90	0.53
22:DA:1773:A:H2'	22:DA:1774:C:O4'	2.08	0.53
28:BG:84:LYS:HB2	28:BG:132:LEU:HG	1.90	0.53
22:DA:2298:A:H2'	22:DA:2299:U:C6	2.43	0.53
5:AE:81:GLN:HG2	5:AE:149:PRO:HB3	1.91	0.53
10:CJ:52:LEU:HD21	10:CJ:59:LYS:HA	1.90	0.53
14:CN:63:CYS:HB3	14:CN:67:GLY:H	1.73	0.53
53:CA:701:U:C2'	53:CA:702:A:OP2	2.55	0.53
22:BA:2327:A:H2'	22:BA:2328:A:C8	2.44	0.53
26:DE:128:ALA:O	26:DE:130:LYS:HG2	2.08	0.53
3:AC:156:LEU:HD13	3:AC:163:ARG:HB2	1.89	0.53
22:DA:608:A:C5	22:DA:621:A:N7	2.76	0.53
22:DA:991:C:O5'	22:DA:991:C:H6	1.91	0.53

Continued on next page...

Continued from previous page...

Atom-1	Atom-2	Interatomic distance (Å)	Clash overlap (Å)
22:DA:704:G:H1'	22:DA:727:A:N6	2.23	0.53
25:BD:114:LYS:NZ	25:BD:116:LYS:HE2	2.22	0.53
1:AA:71:A:N6	1:AA:100:G:N7	2.56	0.53
54:CG:91:ARG:NH2	54:CG:92:PRO:HB2	2.23	0.53
55:CM:22:TYR:HB2	55:CM:65:GLU:HG2	1.90	0.53
7:AG:112:ASP:HB2	7:AG:118:ARG:HG2	1.89	0.53
53:CA:321:A:N7	53:CA:328:C:C2	2.76	0.53
17:CQ:3:LYS:HZ2	17:CQ:6:THR:HG21	1.73	0.53
53:CA:411:A:N7	53:CA:413:G:C4	2.76	0.53
29:DH:80:ILE:HB	29:DH:101:ASP:HB3	1.89	0.53
21:AU:16:ARG:HH11	21:AU:19:LYS:CG	2.21	0.53
41:BT:87:LEU:O	41:BT:88:LYS:C	2.46	0.53
32:BK:40:LYS:HD2	32:BK:58:LEU:O	2.08	0.53
53:CA:876:C:O2'	8:CH:11:THR:HG21	2.08	0.53
22:BA:875:G:C2'	22:BA:876:C:H5'	2.37	0.53
3:AC:143:LEU:HD22	3:AC:143:LEU:H	1.74	0.53
33:DL:3:LEU:C	33:DL:3:LEU:HD12	2.28	0.53
33:DL:90:VAL:HB	33:DL:122:VAL:HA	1.89	0.53
22:DA:373:U:O2'	22:DA:374:A:H8	1.91	0.53
25:DD:108:ASP:N	25:DD:204:LYS:O	2.40	0.53
17:AQ:51:GLU:O	17:AQ:52:CYS:O	2.26	0.53
53:CA:790:A:N6	53:CA:791:G:C6	2.76	0.53
29:DH:33:GLN:O	29:DH:35:LYS:HG2	2.08	0.53
35:DN:54:LEU:HD11	35:DN:66:ALA:HB2	1.90	0.53
4:AD:171:GLU:O	4:AD:179:GLY:HA2	2.07	0.53
22:DA:665:U:H2'	22:DA:666:A:H8	1.73	0.53
1:AA:677:U:H3	1:AA:713:G:H22	1.55	0.53
32:DK:11:ALA:O	32:DK:99:ILE:HG23	2.08	0.53
36:BO:11:ALA:HB2	36:BO:96:GLY:CA	2.37	0.53
22:BA:2895:G:H2'	22:BA:2896:C:C6	2.43	0.53
22:DA:1139:G:O2'	22:DA:1140:C:H5'	2.09	0.53
32:DK:61:VAL:HG13	32:DK:87:LEU:HD22	1.90	0.53
28:BG:83:THR:C	28:BG:84:LYS:HD3	2.28	0.53
46:DY:31:GLN:C	46:DY:33:ALA:H	2.11	0.53
53:CA:197:A:H4'	53:CA:198:G:OP1	2.05	0.53
53:CA:1319:A:N6	53:CA:1323:G:N3	2.56	0.53
53:CA:1298:U:H5	54:CG:113:LYS:HA	1.73	0.53
58:DF:131:VAL:C	58:DF:133:GLU:H	2.11	0.53
22:BA:931:U:O4	22:BA:1166:G:N2	2.40	0.53
34:BM:46:ILE:HD12	34:BM:47:GLU:N	2.23	0.53
22:DA:2578:G:H21	25:DD:130:GLN:NE2	2.07	0.53

Continued on next page...

Continued from previous page...

Atom-1	Atom-2	Interatomic distance (Å)	Clash overlap (Å)
2:AB:75:ALA:O	2:AB:79:VAL:HG23	2.07	0.53
34:DM:40:ARG:HB2	34:DM:93:VAL:HG21	1.90	0.53
4:AD:117:VAL:CA	4:AD:122:ILE:HD11	2.38	0.53
1:AA:87:C:H2'	1:AA:88:U:O4'	2.07	0.53
53:CA:216:U:H4'	53:CA:464:U:H4'	1.90	0.53
9:AI:41:GLU:O	9:AI:44:ARG:HG2	2.08	0.53
22:DA:1796:U:H2'	22:DA:1797:G:C8	2.44	0.53
26:DE:28:VAL:O	26:DE:31:VAL:HG22	2.08	0.53
22:DA:2353:G:H1'	44:DW:30:VAL:CG1	2.38	0.53
22:DA:2847:U:C2'	22:DA:2848:G:H5'	2.38	0.53
14:AN:60:ARG:HA	62:AN:202:HOH:O	2.08	0.53
29:BH:21:VAL:HG21	29:BH:25:TYR:HD2	1.74	0.53
22:DA:14:A:N6	22:DA:526:A:C4	2.76	0.53
22:DA:468:G:H5''	26:DE:55:SER:CB	2.38	0.53
25:DD:94:GLN:HG2	25:DD:94:GLN:O	2.09	0.53
37:DP:9:GLN:HB3	37:DP:12:MET:HE3	1.90	0.53
23:BB:46:A:C5	23:BB:47:C:C5	2.95	0.53
1:AA:370:C:O2'	1:AA:371:A:H5'	2.08	0.53
22:DA:2619:C:H4'	25:DD:156:PHE:O	2.07	0.53
22:DA:1937:A:H5''	62:DA:3714:HOH:O	2.08	0.53
3:AC:39:ARG:HG2	3:AC:54:ILE:HG12	1.89	0.53
47:DZ:6:ILE:HD12	47:DZ:47:ILE:HD11	1.90	0.53
53:CA:458:U:OP2	53:CA:458:U:H6	1.91	0.53
22:BA:1300:G:H4'	22:BA:1301:A:H5'	1.89	0.53
11:CK:51:PHE:O	11:CK:52:ARG:HD2	2.07	0.53
22:BA:1513:U:C2'	22:BA:1514:G:H5'	2.38	0.53
22:BA:1667:G:O2'	22:BA:1991:U:O4	2.17	0.53
22:BA:1254:A:H5''	22:BA:1255:U:H5''	1.90	0.53
31:BJ:38:GLY:O	31:BJ:43:GLU:HB2	2.09	0.53
22:DA:1248:G:O2'	38:DQ:2:ARG:HA	2.08	0.53
22:DA:995:C:HO2'	38:DQ:60:TRP:HZ2	1.46	0.53
44:BW:30:VAL:HG23	44:BW:59:PHE:HD1	1.74	0.53
22:DA:55:G:N2	22:DA:116:C:C2	2.76	0.53
16:AP:6:LEU:HG	16:AP:17:TYR:HB3	1.91	0.53
28:BG:84:LYS:CB	28:BG:132:LEU:H	2.21	0.53
2:AB:9:LEU:HD23	2:AB:11:ALA:H	1.72	0.53
5:AE:114:LEU:HD21	5:AE:122:VAL:HG21	1.89	0.53
22:BA:163:C:O2'	22:BA:164:C:P	2.65	0.53
53:CA:976:G:O5'	53:CA:1358:U:O2'	2.26	0.53
53:CA:977:A:H8	53:CA:1223:C:C4	2.26	0.53
58:DF:59:ILE:HD13	58:DF:137:PHE:HZ	1.73	0.53

Continued on next page...

Continued from previous page...

Atom-1	Atom-2	Interatomic distance (Å)	Clash overlap (Å)
22:DA:1996:C:H4'	22:DA:1997:C:OP1	2.08	0.53
22:DA:2212:A:N7	22:DA:2214:C:N4	2.57	0.53
6:CF:3:HIS:HB2	6:CF:92:THR:HG23	1.89	0.53
17:AQ:12:VAL:CG1	17:AQ:13:SER:N	2.71	0.53
37:DP:59:THR:OG1	37:DP:72:VAL:HG12	2.08	0.53
4:AD:191:SER:O	4:AD:192:ALA:HB2	2.09	0.53
22:DA:2229:U:H2'	22:DA:2230:G:C8	2.43	0.53
22:BA:2195:U:H2'	22:BA:2196:C:H6	1.73	0.53
22:DA:196:A:N6	22:DA:831:G:H21	2.02	0.53
6:CF:15:SER:OG	6:CF:58:HIS:CD2	2.61	0.53
1:AA:71:A:O2'	1:AA:72:A:C5'	2.51	0.53
22:DA:565:C:H2'	22:DA:566:U:O4'	2.08	0.53
28:DG:120:ILE:O	28:DG:120:ILE:HD13	2.09	0.53
32:BK:91:SER:O	32:BK:92:GLU:C	2.46	0.53
53:CA:652:U:O2'	53:CA:653:U:OP2	2.26	0.53
28:BG:10:VAL:HB	28:BG:14:VAL:HG21	1.91	0.53
46:BY:56:LEU:O	46:BY:57:LEU:CB	2.55	0.53
22:DA:1865:U:H2'	22:DA:1866:A:H8	1.72	0.53
1:AA:1152:A:H5'	10:AJ:15:HIS:HD2	1.72	0.53
5:CE:131:ASN:HD22	5:CE:132:PRO:CD	2.21	0.53
57:DB:44:G:H3'	58:DF:91:ARG:NE	2.23	0.53
1:AA:1314:C:OP2	19:AS:5:LYS:HD2	2.08	0.53
26:DE:53:THR:OG1	26:DE:54:GLY:N	2.42	0.53
3:CC:13:ILE:HG22	3:CC:14:VAL:HG23	1.90	0.53
1:AA:562:U:H1'	12:AL:11:ARG:HB3	1.90	0.53
22:BA:2491:U:H5''	22:BA:2570:G:H5''	1.89	0.53
36:DO:51:ALA:HB3	36:DO:78:VAL:HG22	1.91	0.53
24:BC:147:PRO:HD3	24:BC:187:CYS:SG	2.47	0.53
22:BA:1773:A:H2'	22:BA:1774:C:H5'	1.90	0.53
22:DA:2721:A:H2'	22:DA:2722:G:O4'	2.09	0.53
13:AM:92:ARG:HB3	13:AM:92:ARG:CZ	2.37	0.53
21:AU:32:ARG:O	21:AU:32:ARG:HG2	2.08	0.53
53:CA:203:G:H8	53:CA:203:G:O5'	1.91	0.53
22:BA:969:G:H2'	22:BA:970:U:C6	2.42	0.53
33:BL:92:LEU:HA	33:BL:125:LEU:HD21	1.90	0.53
22:DA:1605:C:C3'	22:DA:1606:C:C5'	2.87	0.53
22:DA:1607:C:C4'	22:DA:1608:A:C8	2.92	0.53
57:DB:54:G:H21	58:DF:25:MET:CE	2.20	0.53
37:BP:57:ALA:HB1	37:BP:73:PHE:O	2.07	0.53
22:DA:305:C:C2	22:DA:313:G:C2	2.96	0.53
22:DA:83:A:P	42:DU:91:LYS:HZ2	2.32	0.53

Continued on next page...

Continued from previous page...

Atom-1	Atom-2	Interatomic distance (Å)	Clash overlap (Å)
22:DA:1476:U:H2'	22:DA:1477:A:H8	1.73	0.53
22:DA:1565:C:H5''	24:DC:17:LYS:HE2	1.90	0.53
46:DY:57:LEU:O	46:DY:57:LEU:HD13	2.08	0.53
5:AE:120:HIS:C	5:AE:121:ASN:HD22	2.12	0.53
35:DN:16:HIS:O	35:DN:20:MET:HB2	2.09	0.53
22:DA:234:U:O2'	22:DA:235:U:C5'	2.56	0.53
22:DA:621:A:O2'	22:DA:622:G:O4'	2.24	0.53
22:DA:655:A:H4'	22:DA:656:G:OP1	2.07	0.53
22:DA:1667:G:O5'	22:DA:1667:G:H8	1.91	0.53
22:DA:2725:A:C4	22:DA:2727:A:C8	2.95	0.53
4:AD:61:ARG:NH1	4:AD:68:GLU:HG2	2.23	0.53
22:DA:197:A:H4'	22:DA:2068:U:H2'	1.91	0.53
22:DA:1255:U:H5'	22:DA:2502:G:N2	2.22	0.53
22:DA:1799:G:C8	24:DC:179:GLU:OE1	2.55	0.53
22:DA:1519:G:C6	22:DA:1520:U:N3	2.76	0.53
22:DA:2360:G:C1'	33:DL:60:ARG:HH21	2.22	0.53
3:CC:137:VAL:O	3:CC:140:ALA:HB3	2.08	0.53
22:BA:1820:U:C2	24:BC:200:MET:HB2	2.44	0.53
1:AA:579:A:O2'	15:AO:53:ARG:NH1	2.41	0.53
29:BH:131:SER:HB2	29:BH:139:PHE:HD2	1.72	0.53
20:AT:25:SER:O	20:AT:28:ARG:HG3	2.09	0.53
20:AT:53:MET:HE3	20:AT:57:VAL:CG2	2.39	0.53
22:BA:2109:U:H2'	22:BA:2110:G:H5'	1.90	0.53
4:CD:58:GLN:O	4:CD:62:ARG:HG2	2.09	0.53
1:AA:181:A:N6	1:AA:195:A:OP2	2.41	0.53
1:AA:829:G:O2'	2:AB:24:PRO:HG3	2.08	0.53
22:DA:1574:C:H6	22:DA:1574:C:O5'	1.91	0.53
2:AB:49:PHE:HB2	2:AB:53:LEU:CD2	2.39	0.53
24:BC:57:HIS:ND1	24:BC:58:LYS:N	2.45	0.53
7:AG:20:GLU:O	7:AG:24:LYS:HG3	2.08	0.53
55:CM:68:LEU:HD22	55:CM:69:ARG:HH11	1.73	0.53
22:DA:2039:U:H2'	22:DA:2040:G:C8	2.43	0.53
9:AI:24:ASN:H	9:AI:61:ASP:HB2	1.74	0.53
53:CA:545:C:H2'	53:CA:546:A:H5'	1.90	0.53
22:BA:1402:U:H2'	22:BA:1403:A:O5'	2.09	0.53
22:BA:2544:G:O2'	22:BA:2545:G:H5'	2.08	0.53
22:BA:155:A:H2'	22:BA:156:A:C8	2.44	0.53
40:DS:80:PRO:HD2	40:DS:100:THR:OG1	2.09	0.53
53:CA:1161:C:O2	53:CA:1176:A:C2	2.61	0.53
22:DA:1609:A:N6	22:DA:1616:A:C2	2.76	0.53
22:BA:1183:U:H2'	22:BA:1184:U:C6	2.43	0.53

Continued on next page...

Continued from previous page...

Atom-1	Atom-2	Interatomic distance (Å)	Clash overlap (Å)
44:BW:17:ALA:HA	44:BW:35:ILE:CG2	2.30	0.53
44:BW:41:GLY:O	44:BW:42:THR:C	2.47	0.53
22:DA:489:G:H4'	22:DA:490:C:OP1	2.05	0.53
22:DA:1071:G:O6	22:DA:1089:A:C2	2.62	0.53
22:DA:1087:G:C4	22:DA:1089:A:C2	2.96	0.53
1:AA:844:G:H2'	1:AA:844:G:N3	2.22	0.53
53:CA:197:A:H4'	53:CA:198:G:O5'	2.08	0.53
53:CA:1365:G:C2	53:CA:1366:C:C2	2.97	0.53
22:DA:319:G:C6	22:DA:333:G:C6	2.96	0.53
22:DA:655:A:H4'	22:DA:656:G:H5'	1.91	0.53
4:CD:148:ALA:O	4:CD:151:GLN:HB2	2.08	0.53
22:DA:2443:C:C2'	22:DA:2444:G:H5'	2.38	0.53
22:DA:1045:C:H1'	22:DA:1047:G:C2	2.44	0.53
33:DL:123:ARG:HA	33:DL:143:GLU:HB3	1.89	0.53
17:CQ:46:HIS:CB	17:CQ:70:LYS:HZ1	2.20	0.53
58:DF:43:ILE:HG12	58:DF:77:LYS:HD3	1.91	0.53
10:AJ:57:VAL:HG22	10:AJ:58:ASN:N	2.18	0.53
25:BD:122:VAL:HG12	25:BD:123:LYS:H	1.73	0.53
53:CA:346:G:N3	53:CA:346:G:C2'	2.71	0.53
53:CA:1067:A:H1'	53:CA:1068:G:H8	1.73	0.53
22:BA:2813:A:H2	22:BA:2887:A:H62	1.54	0.53
22:DA:2458:G:H8	22:DA:2459:A:N6	2.01	0.53
9:AI:28:VAL:HB	9:AI:63:TYR:CD2	2.38	0.53
30:BI:123:ALA:C	30:BI:125:THR:H	2.10	0.53
22:DA:2607:G:H2'	22:DA:2608:G:O4'	2.08	0.53
53:CA:1073:U:C2	53:CA:1074:G:C8	2.96	0.53
27:BF:84:ILE:HG13	27:BF:84:ILE:O	2.08	0.53
24:DC:8:THR:O	24:DC:9:SER:CB	2.57	0.53
37:BP:79:VAL:HG23	37:BP:79:VAL:O	2.07	0.53
22:DA:2638:G:O2'	22:DA:2639:A:H8	1.91	0.53
36:BO:3:LYS:HG3	36:BO:4:LYS:N	2.23	0.53
10:AJ:65:TYR:CB	14:AN:95:LEU:HD11	2.39	0.53
24:DC:44:ASN:O	24:DC:46:GLY:N	2.42	0.53
31:DJ:69:ARG:CZ	31:DJ:89:PHE:HE1	2.22	0.53
22:DA:1413:A:C6	22:DA:1414:C:N4	2.77	0.53
15:CO:38:LEU:HD12	15:CO:41:HIS:HB3	1.90	0.53
1:AA:189:A:O2'	1:AA:190:A:H5'	2.08	0.53
55:CM:86:ARG:NH1	55:CM:90:HIS:HD2	2.06	0.53
26:BE:154:ASP:OD2	26:BE:157:LEU:HB3	2.09	0.53
3:AC:46:LEU:HB3	3:AC:49:ALA:HB3	1.91	0.53
33:DL:9:ALA:HB3	33:DL:12:SER:HB3	1.89	0.53

Continued on next page...

Continued from previous page...

Atom-1	Atom-2	Interatomic distance (Å)	Clash overlap (Å)
42:BU:17:ASP:HB3	42:BU:20:LYS:HD3	1.91	0.53
48:D0:30:ASP:OD1	48:D0:47:TYR:HB3	2.09	0.53
26:DE:73:ILE:O	26:DE:73:ILE:HG13	2.09	0.53
22:DA:57:C:O2'	41:DT:36:LYS:HE2	2.08	0.53
19:AS:10:ILE:HD11	19:AS:15:LEU:HB2	1.91	0.53
22:BA:517:C:OP2	48:B0:9:ARG:NH2	2.36	0.53
1:AA:443:C:O2'	1:AA:444:G:H5'	2.08	0.53
44:BW:16:GLU:OE2	44:BW:16:GLU:CA	2.57	0.53
1:AA:1469:C:H5'	1:AA:1469:C:C6	2.38	0.53
24:DC:166:ARG:CB	24:DC:171:VAL:HG22	2.37	0.53
4:AD:145:ARG:HD2	4:AD:147:LYS:HE2	1.90	0.53
12:CL:80:LEU:HD23	12:CL:97:VAL:HG21	1.90	0.53
39:BR:49:ILE:HG22	39:BR:54:VAL:N	2.23	0.53
41:DT:4:GLU:HG3	41:DT:6:ARG:HH21	1.74	0.53
22:DA:140:C:H5'	22:DA:141:G:N2	2.24	0.53
22:DA:203:A:O5'	22:DA:204:A:H2'	2.09	0.53
22:DA:639:U:H2'	22:DA:640:C:C6	2.43	0.53
22:DA:2577:A:H5''	22:DA:2578:G:H5'	1.91	0.53
22:DA:1373:A:H2'	22:DA:1374:G:O4'	2.09	0.53
22:DA:2391:G:O2'	22:DA:2392:A:O5'	2.27	0.53
22:DA:674:G:H1'	26:DE:69:ARG:HE	1.74	0.53
53:CA:1346:A:C8	53:CA:1348:U:N3	2.77	0.53
22:DA:1737:G:C6	22:DA:1738:G:N1	2.76	0.53
4:CD:12:ARG:NH2	4:CD:36:ALA:O	2.33	0.53
22:DA:223:A:N6	22:DA:422:A:N6	2.57	0.53
31:BJ:49:ASP:OD1	31:BJ:121:LYS:HE2	2.07	0.53
22:BA:962:G:N2	22:BA:2250:G:H1	2.06	0.53
8:AH:6:ILE:HB	8:AH:76:ARG:NH1	2.22	0.53
22:DA:1511:G:O2'	22:DA:1512:C:H5'	2.08	0.53
22:BA:1607:C:N4	22:BA:1622:G:C5	2.77	0.53
2:CB:147:LEU:N	2:CB:147:LEU:HD12	2.24	0.53
45:DX:19:HIS:O	45:DX:20:ALA:HB3	2.09	0.53
22:DA:2636:C:H2'	22:DA:2637:U:H6	1.72	0.53
1:AA:358:U:H2'	1:AA:359:G:C8	2.43	0.53
53:CA:106:C:O2	53:CA:379:C:H4'	2.09	0.53
1:AA:1031:C:C2'	1:AA:1032:G:OP2	2.56	0.53
53:CA:59:A:H2'	53:CA:59:A:N3	2.24	0.53
2:CB:161:PHE:HA	2:CB:183:PHE:O	2.09	0.53
23:BB:65:U:C4	23:BB:108:A:C4	2.97	0.53
22:DA:953:G:H5''	34:DM:16:ARG:CZ	2.38	0.53
21:CU:25:ALA:O	21:CU:29:ALA:N	2.40	0.53

Continued on next page...

Continued from previous page...

Atom-1	Atom-2	Interatomic distance (Å)	Clash overlap (Å)
31:BJ:40:HIS:CD2	31:BJ:41:LYS:HG2	2.44	0.53
1:AA:1355:G:O2'	1:AA:1356:G:H5'	2.09	0.53
31:DJ:13:ARG:HG2	31:DJ:51:GLY:O	2.09	0.53
42:DU:44:HIS:HD2	42:DU:57:ILE:HG21	1.74	0.53
44:BW:39:GLN:O	44:BW:40:ARG:C	2.46	0.53
22:DA:763:G:HO2'	22:DA:764:A:H3'	1.72	0.53
22:DA:1240:U:O2	22:DA:1240:U:H2'	2.08	0.53
53:CA:764:C:C4	53:CA:812:G:O6	2.62	0.53
14:CN:33:VAL:HG22	14:CN:40:ARG:NH2	2.23	0.53
22:DA:478:A:C6	22:DA:480:A:C5	2.97	0.53
26:DE:130:LYS:H	26:DE:160:ALA:HB2	1.74	0.53
22:DA:204:A:C4	22:DA:206:U:O4	2.61	0.53
11:CK:74:LYS:O	11:CK:74:LYS:HG2	2.09	0.53
22:DA:2025:C:OP1	25:DD:154:LYS:HE2	2.09	0.53
22:DA:1992:G:N2	22:DA:1995:U:C5	2.77	0.53
22:DA:1429:G:O2'	22:DA:1430:G:C8	2.45	0.53
22:DA:2069:G:N2	22:DA:2443:C:C2	2.77	0.53
22:BA:545:U:O4'	22:BA:545:U:O2	2.23	0.53
22:DA:2286:G:O6	49:D1:22:THR:HG21	2.08	0.53
22:BA:2145:C:OP1	22:BA:2148:G:C5	2.62	0.53
25:DD:125:TRP:CD1	25:DD:160:LYS:HB3	2.43	0.53
22:DA:571:U:C4	22:DA:2030:A:C6	2.96	0.53
2:AB:202:ASN:HB3	2:AB:208:ALA:CB	2.39	0.53
57:DB:28:C:OP1	36:DO:31:THR:HG21	2.09	0.53
10:CJ:41:PRO:O	10:CJ:42:LEU:HB2	2.08	0.53
24:BC:67:LYS:HG2	24:BC:150:GLY:HA2	1.90	0.53
30:BI:126:ARG:HA	30:BI:129:GLU:CG	2.39	0.53
28:BG:29:ASN:CG	28:BG:30:GLY:N	2.61	0.53
57:DB:85:G:O2'	57:DB:86:G:H5'	2.09	0.53
29:BH:43:ASN:HD22	29:BH:43:ASN:N	2.06	0.53
37:BP:33:GLU:HB3	37:BP:36:LYS:H	1.74	0.53
1:AA:414:A:H2'	1:AA:415:A:H8	1.72	0.53
22:BA:1014:A:O2'	22:BA:1015:U:H5'	2.09	0.53
22:DA:173:A:H2'	22:DA:174:U:H6	1.72	0.53
34:BM:13:HIS:O	34:BM:14:LYS:CB	2.56	0.53
22:BA:1045:C:C4'	22:BA:1046:A:H5'	2.38	0.53
25:DD:45:TYR:HE2	25:DD:47:ALA:HB3	1.74	0.53
53:CA:1481:U:H2'	53:CA:1482:G:C8	2.43	0.53
22:DA:2591:C:OP1	24:DC:237:ARG:HD2	2.08	0.53
36:BO:51:ALA:HB3	36:BO:78:VAL:HG13	1.91	0.53
41:DT:7:LEU:O	41:DT:7:LEU:HD23	2.09	0.53

Continued on next page...

Continued from previous page...

Atom-1	Atom-2	Interatomic distance (Å)	Clash overlap (Å)
22:DA:406:G:O2'	22:DA:407:G:C8	2.60	0.53
22:BA:817:C:O2'	22:BA:839:U:H5''	2.08	0.53
37:DP:102:ARG:HD2	37:DP:106:ALA:O	2.09	0.53
53:CA:745:G:H2'	53:CA:746:A:C8	2.44	0.53
1:AA:433:G:C2'	1:AA:434:U:H5'	2.38	0.53
11:AK:57:SER:O	11:AK:90:PRO:HG3	2.08	0.53
30:DI:96:LYS:HE2	30:DI:138:VAL:HG11	1.91	0.53
22:DA:1384:A:H1'	22:DA:1405:U:H1'	1.91	0.53
57:DB:11:C:C5	57:DB:12:C:C5	2.96	0.53
57:DB:69:G:H3'	57:DB:70:C:H6	1.74	0.53
45:DX:29:LEU:HB2	45:DX:30:PRO:HD2	1.90	0.53
22:DA:1534:U:C6	22:DA:1538:G:N1	2.73	0.53
20:CT:73:ARG:CG	20:CT:73:ARG:NH1	2.57	0.53
2:CB:100:LEU:O	2:CB:103:TRP:HE3	1.92	0.53
22:DA:125:A:H3'	50:D2:19:ARG:HD2	1.90	0.53
53:CA:1328:C:H2'	53:CA:1329:A:C8	2.44	0.53
53:CA:1327:C:C4	53:CA:1328:C:N4	2.77	0.53
18:CR:72:ARG:HA	21:CU:4:LYS:HE3	1.90	0.53
25:DD:117:GLY:O	25:DD:119:ALA:N	2.41	0.53
1:AA:250:A:C8	1:AA:252:U:C4	2.97	0.53
24:BC:242:HIS:O	24:BC:244:VAL:HG13	2.08	0.53
8:CH:85:TYR:CD2	8:CH:123:GLU:HB2	2.44	0.53
53:CA:876:C:C1'	8:CH:11:THR:HG21	2.39	0.53
29:BH:44:ILE:O	29:BH:48:GLU:HB2	2.09	0.53
27:BF:71:LYS:HD3	27:BF:80:GLN:HG3	1.91	0.53
27:BF:45:ASP:CB	27:BF:48:LEU:HB2	2.38	0.53
53:CA:512:U:O2'	53:CA:513:C:C5'	2.57	0.53
22:BA:1252:G:C2	38:BQ:32:ARG:HG2	2.44	0.53
54:CG:59:GLU:HG3	54:CG:60:ALA:N	2.24	0.53
35:DN:103:ARG:HB2	35:DN:110:MET:SD	2.49	0.53
42:DU:34:ILE:HG12	42:DU:62:ALA:O	2.09	0.53
29:DH:120:GLY:O	29:DH:121:VAL:HB	2.09	0.53
7:AG:99:ALA:O	7:AG:103:ILE:HG13	2.09	0.53
19:AS:13:HIS:O	19:AS:17:LYS:HG3	2.09	0.53
3:AC:148:ILE:HG13	3:AC:200:TRP:O	2.09	0.53
22:DA:518:G:H2'	22:DA:519:U:H6	1.74	0.53
36:DO:51:ALA:HB3	36:DO:78:VAL:CG2	2.38	0.53
53:CA:545:C:C2'	53:CA:546:A:H5'	2.39	0.53
53:CA:1442:G:H2'	53:CA:1443:C:C6	2.43	0.53
34:BM:64:TRP:CZ3	34:BM:106:ASP:HB2	2.44	0.53
22:BA:1486:U:H2'	22:BA:1487:U:C6	2.44	0.53

Continued on next page...

Continued from previous page...

Atom-1	Atom-2	Interatomic distance (Å)	Clash overlap (Å)
14:CN:6:LYS:O	14:CN:10:VAL:HG23	2.08	0.53
5:AE:55:VAL:N	5:AE:56:PRO:HD2	2.23	0.53
4:AD:99:ASN:O	4:AD:103:ARG:HB2	2.09	0.53
38:BQ:94:LEU:C	38:BQ:96:ASP:H	2.12	0.53
22:DA:1387:A:C4	22:DA:1388:G:N7	2.77	0.53
24:DC:74:PRO:HA	24:DC:116:GLN:HG3	1.91	0.53
4:AD:147:LYS:O	4:AD:149:LYS:N	2.42	0.53
26:DE:128:ALA:HB1	26:DE:129:PRO:CD	2.38	0.53
22:DA:142:A:O2'	22:DA:143:C:O4'	2.26	0.53
1:AA:1277:C:HO2'	1:AA:1279:G:H8	0.70	0.53
22:DA:2577:A:C2	48:D0:1:ALA:N	2.77	0.53
25:DD:141:ARG:HH11	25:DD:141:ARG:HB3	1.73	0.53
26:DE:108:ILE:HD13	26:DE:108:ILE:O	2.08	0.53
22:DA:2287:A:N6	22:DA:2289:G:C4	2.77	0.53
27:BF:134:GLN:CG	27:BF:135:ILE:H	2.21	0.53
4:AD:117:VAL:HA	4:AD:122:ILE:HD11	1.91	0.53
4:AD:55:ARG:HH12	4:AD:58:GLN:CB	2.22	0.53
22:DA:422:A:C2	22:DA:423:A:C5	2.97	0.53
53:CA:598:U:H4'	8:CH:85:TYR:CD1	2.43	0.53
1:AA:328:C:O2	1:AA:328:C:H2'	2.08	0.53
22:BA:1857:G:H1'	22:BA:1858:A:OP2	2.09	0.53
22:BA:513:A:O2'	22:BA:514:A:H5'	2.09	0.53
22:BA:528:A:C8	22:BA:528:A:H3'	2.44	0.53
20:AT:77:ASN:N	20:AT:77:ASN:HD22	2.06	0.53
14:CN:50:LEU:HB2	14:CN:51:PRO:HD3	1.91	0.53
25:DD:33:ARG:NH2	25:DD:51:THR:HG22	2.24	0.53
9:AI:112:ARG:NH2	10:AJ:64:GLN:HE22	2.07	0.53
53:CA:802:A:H2'	53:CA:803:G:O5'	2.09	0.53
53:CA:143:A:N3	53:CA:143:A:H2'	2.24	0.53
2:AB:212:TYR:O	2:AB:216:VAL:HG23	2.09	0.53
1:AA:723:U:H5'	21:AU:48:LYS:HG2	1.91	0.53
28:BG:33:THR:N	28:BG:34:ARG:HH11	2.06	0.53
22:DA:2788:C:H2'	22:DA:2789:C:C6	2.44	0.53
22:BA:2823:A:C2'	22:BA:2824:C:H5'	2.39	0.53
7:AG:145:GLU:HA	7:AG:148:LYS:HB2	1.90	0.53
22:BA:1254:A:H5''	22:BA:1255:U:C5'	2.39	0.53
22:DA:691:C:O2'	22:DA:692:C:H5'	2.09	0.53
5:CE:48:GLY:HA3	5:CE:66:ALA:HB2	1.90	0.53
15:CO:52:ARG:O	15:CO:55:LEU:HB3	2.09	0.53
22:BA:2667:C:C2'	22:BA:2668:G:H5'	2.38	0.53
22:DA:2096:C:H2'	22:DA:2097:A:C8	2.43	0.53

Continued on next page...

Continued from previous page...

Atom-1	Atom-2	Interatomic distance (Å)	Clash overlap (Å)
22:DA:1545:A:H2'	22:DA:1546:G:O4'	2.09	0.53
22:DA:826:U:H5'	22:DA:2428:G:O2'	2.09	0.53
53:CA:1018:G:H2'	53:CA:1019:A:O4'	2.09	0.53
22:BA:1434:A:OP1	22:BA:1434:A:H4'	2.08	0.53
39:BR:8:GLY:C	39:BR:10:LYS:HD2	2.30	0.52
22:DA:1313:U:OP1	62:DA:3405:HOH:O	2.19	0.52
22:DA:35:G:C5	22:DA:454:A:C2	2.97	0.52
22:DA:447:A:H5'	22:DA:449:A:C8	2.44	0.52
22:DA:2331:G:H4'	44:DW:41:GLY:N	2.24	0.52
44:BW:19:ARG:HH22	44:BW:22:VAL:HG21	1.73	0.52
44:BW:28:GLU:HG3	44:BW:29:SER:N	2.24	0.52
2:AB:65:LYS:HG2	2:AB:153:MET:HG3	1.90	0.52
22:DA:55:G:C2	22:DA:116:C:C2	2.97	0.52
53:CA:1129:C:HO2'	53:CA:1130:A:H8	1.49	0.52
22:DA:1438:U:H2'	22:DA:1439:A:O4'	2.09	0.52
9:CI:49:GLN:HA	9:CI:52:GLU:HG2	1.91	0.52
9:CI:74:GLN:O	9:CI:78:ILE:HG13	2.09	0.52
22:DA:1056:G:H3'	22:DA:1056:G:OP2	2.08	0.52
22:DA:1069:A:O2'	22:DA:1072:C:OP2	2.25	0.52
53:CA:913:A:C4'	53:CA:914:A:O5'	2.49	0.52
22:DA:670:A:H4'	22:DA:671:C:O5'	2.09	0.52
2:CB:137:THR:O	2:CB:140:LEU:HB3	2.09	0.52
25:BD:114:LYS:HE3	25:BD:114:LYS:C	2.29	0.52
56:CP:52:LEU:O	56:CP:53:ASP:HB2	2.09	0.52
22:DA:466:A:P	50:D2:34:ARG:HH21	2.32	0.52
53:CA:251:G:N2	53:CA:253:A:H62	2.07	0.52
22:DA:443:A:H2'	26:DE:40:ARG:NE	2.23	0.52
49:B1:33:LEU:H	49:B1:51:ALA:CB	2.23	0.52
43:BV:10:LYS:H	43:BV:10:LYS:CD	2.07	0.52
1:AA:495:A:C6	1:AA:496:A:N6	2.77	0.52
5:AE:123:LEU:H	5:AE:123:LEU:HD12	1.74	0.52
6:AF:47:LEU:CD1	6:AF:51:ILE:HG22	2.39	0.52
10:CJ:65:TYR:HD2	14:CN:96:LYS:O	1.92	0.52
38:DQ:10:ARG:HB2	38:DQ:10:ARG:CZ	2.39	0.52
22:BA:1859:U:H2'	22:BA:1860:G:C8	2.41	0.52
1:AA:1224:U:O2'	1:AA:1322:C:OP1	2.26	0.52
22:DA:2847:U:H2'	22:DA:2848:G:C5'	2.39	0.52
26:BE:23:PHE:CD1	26:BE:111:GLU:HG3	2.43	0.52
22:DA:607:U:H5	22:DA:619:G:C5	2.26	0.52
12:AL:1:ALA:HB3	12:AL:5:GLN:OE1	2.09	0.52
12:AL:2:THR:HG22	12:AL:4:ASN:N	2.24	0.52

Continued on next page...

Continued from previous page...

Atom-1	Atom-2	Interatomic distance (Å)	Clash overlap (Å)
22:BA:2182:U:H2'	22:BA:2183:A:OP1	2.09	0.52
14:CN:20:PHE:HE1	14:CN:54:SER:HB2	1.74	0.52
15:CO:2:LEU:HD22	15:CO:34:GLN:HG2	1.91	0.52
47:DZ:32:GLY:C	47:DZ:34:THR:H	2.11	0.52
8:AH:44:PHE:HE2	8:AH:100:ILE:HG12	1.75	0.52
22:BA:2063:C:O2	22:BA:2450:A:N1	2.42	0.52
15:AO:29:ALA:HA	15:AO:84:LEU:HD21	1.90	0.52
37:BP:37:LYS:HD3	37:BP:37:LYS:H	1.73	0.52
26:BE:132:LYS:NZ	26:BE:132:LYS:HB3	2.24	0.52
30:DI:112:LYS:HZ3	30:DI:128:ILE:HD12	1.73	0.52
22:DA:2531:A:C5'	28:DG:156:TYR:CZ	2.93	0.52
35:BN:65:LEU:HD11	35:BN:69:ARG:NH2	2.24	0.52
22:BA:995:C:C6	22:BA:995:C:H5'	2.43	0.52
22:DA:1324:G:O2'	22:DA:1616:A:N6	2.42	0.52
44:DW:20:LEU:HD11	44:DW:35:ILE:CG1	2.38	0.52
44:DW:25:PHE:O	44:DW:27:GLY:N	2.38	0.52
44:DW:33:GLY:O	44:DW:34:SER:CB	2.57	0.52
44:DW:44:PHE:HB3	44:DW:78:PHE:CD1	2.45	0.52
22:DA:1059:G:O2'	30:DI:131:THR:HG21	2.08	0.52
53:CA:83:C:C2	53:CA:87:C:N4	2.77	0.52
22:DA:2266:A:C4'	22:DA:2267:A:O5'	2.49	0.52
22:DA:1275:A:C4	35:DN:16:HIS:HD2	2.26	0.52
33:BL:18:ARG:O	33:BL:19:LEU:HB3	2.08	0.52
22:DA:329:G:H4'	22:DA:330:A:OP2	2.08	0.52
11:CK:33:ILE:HG13	11:CK:73:VAL:HG21	1.90	0.52
22:BA:1964:G:H4'	22:BA:1965:C:OP2	2.09	0.52
26:DE:112:LEU:HD12	26:DE:118:LEU:HD13	1.91	0.52
26:DE:149:ILE:O	26:DE:149:ILE:HG12	2.09	0.52
22:DA:1373:A:C5'	22:DA:2212:A:H1'	2.38	0.52
22:DA:1051:G:H5'	22:DA:2752:C:H1'	1.91	0.52
2:AB:218:ALA:HA	2:AB:221:ARG:NH2	2.20	0.52
25:BD:62:LYS:HB2	25:BD:63:PRO:HD3	1.90	0.52
53:CA:269:C:H2'	53:CA:270:A:H8	1.72	0.52
54:CG:9:ARG:HD3	54:CG:24:LYS:HZ1	1.75	0.52
32:BK:10:VAL:HG12	32:BK:12:ASP:H	1.74	0.52
5:AE:136:VAL:O	5:AE:136:VAL:HG22	2.08	0.52
25:BD:133:THR:HG23	25:BD:134:HIS:N	2.24	0.52
22:DA:784:G:O2'	22:DA:785:G:H5''	2.10	0.52
30:BI:105:LEU:HD23	30:BI:108:ILE:HG21	1.91	0.52
30:BI:78:LEU:HD23	30:BI:81:LYS:HE3	1.90	0.52
28:BG:8:VAL:CG1	28:BG:9:VAL:N	2.73	0.52

Continued on next page...

Continued from previous page...

Atom-1	Atom-2	Interatomic distance (Å)	Clash overlap (Å)
22:DA:223:A:C6	22:DA:422:A:C5	2.98	0.52
31:BJ:32:LEU:O	31:BJ:36:LEU:HB2	2.08	0.52
35:BN:38:LEU:CD1	35:BN:42:LYS:HD2	2.39	0.52
22:BA:1319:C:C2'	22:BA:1320:C:H5'	2.39	0.52
4:AD:106:PHE:CD1	4:AD:144:ILE:HD11	2.43	0.52
29:DH:41:LYS:H	29:DH:44:ILE:HG23	1.75	0.52
53:CA:1284:C:C5'	53:CA:1285:A:H5''	2.40	0.52
22:DA:1769:U:H1'	22:DA:1984:G:N2	2.23	0.52
1:AA:1510:C:H2'	1:AA:1511:G:C8	2.44	0.52
7:AG:49:LEU:HD12	7:AG:60:ALA:HB1	1.91	0.52
22:BA:1726:C:H2'	22:BA:1727:C:H6	1.74	0.52
22:BA:1644:C:H2'	22:BA:1645:G:H5'	1.91	0.52
22:BA:563:A:C2	22:BA:564:C:C2	2.96	0.52
22:DA:453:A:H4'	22:DA:472:A:H62	1.74	0.52
53:CA:9:G:N2	53:CA:10:A:C4	2.78	0.52
3:CC:185:THR:O	3:CC:186:SER:HB2	2.09	0.52
12:AL:76:HIS:O	12:AL:77:SER:HB2	2.09	0.52
22:BA:885:C:H6	22:BA:885:C:O5'	1.92	0.52
22:BA:1794:A:H2'	22:BA:1795:C:C6	2.44	0.52
22:BA:2727:A:O2'	22:BA:2728:U:H5'	2.09	0.52
22:BA:150:U:H2'	22:BA:151:C:C6	2.44	0.52
38:BQ:63:ARG:HH22	38:BQ:96:ASP:CB	2.20	0.52
38:BQ:63:ARG:HH22	38:BQ:96:ASP:CA	2.21	0.52
57:DB:69:G:C2'	57:DB:70:C:H5'	2.39	0.52
57:DB:59:A:H2'	57:DB:60:C:O4'	2.10	0.52
33:BL:93:ASN:HD22	33:BL:94:THR:CA	2.23	0.52
22:DA:2335:A:C2	22:DA:2337:G:C8	2.97	0.52
44:BW:9:THR:HG23	44:BW:10:ARG:CD	2.24	0.52
22:DA:296:U:C2	22:DA:297:G:C8	2.97	0.52
32:DK:61:VAL:HG13	32:DK:87:LEU:HD21	1.91	0.52
9:CI:35:GLU:HA	9:CI:39:GLY:CA	2.38	0.52
28:BG:86:LEU:CD1	28:BG:132:LEU:HD21	2.39	0.52
10:CJ:84:VAL:CG2	10:CJ:85:ASP:H	2.08	0.52
11:AK:124:LYS:O	21:AU:33:ARG:CZ	2.58	0.52
22:DA:126:A:H2'	50:D2:46:LYS:CE	2.39	0.52
22:DA:478:A:N1	22:DA:480:A:C4	2.77	0.52
22:DA:502:A:N6	22:DA:505:A:C6	2.78	0.52
53:CA:1241:G:C2	53:CA:1242:G:N7	2.78	0.52
53:CA:734:G:N2	18:CR:63:TYR:CE2	2.78	0.52
11:CK:74:LYS:HG3	11:CK:78:ILE:HG12	1.91	0.52
22:DA:233:A:HO2'	22:DA:234:U:H6	1.54	0.52

Continued on next page...

Continued from previous page...

Atom-1	Atom-2	Interatomic distance (Å)	Clash overlap (Å)
22:DA:602:A:H1'	22:DA:656:G:N2	2.24	0.52
22:DA:464:U:C1'	22:DA:686:U:H5	2.17	0.52
39:DR:80:ARG:HB3	39:DR:81:LYS:HD3	1.91	0.52
2:CB:133:ALA:HA	2:CB:137:THR:HG21	1.91	0.52
26:BE:119:ILE:O	26:BE:187:VAL:O	2.26	0.52
44:DW:23:LYS:HD2	44:DW:24:ARG:HB2	1.92	0.52
27:BF:127:TYR:O	27:BF:128:SER:HB2	2.09	0.52
53:CA:1245:C:H2'	53:CA:1246:A:C8	2.37	0.52
2:AB:18:GLN:O	2:AB:37:VAL:HG23	2.09	0.52
28:BG:8:VAL:HG12	28:BG:49:LEU:H	1.74	0.52
1:AA:1063:C:H2'	1:AA:1064:G:C8	2.44	0.52
40:BS:74:ILE:HD12	40:BS:105:VAL:HG22	1.91	0.52
22:BA:1277:G:C5'	35:BN:20:MET:HE1	2.39	0.52
22:BA:789:A:OP1	22:BA:790:U:C5	2.62	0.52
8:AH:93:LYS:CE	8:AH:116:ARG:HH12	2.23	0.52
46:BY:9:LYS:HZ2	46:BY:9:LYS:HA	1.74	0.52
39:DR:24:LYS:HA	39:DR:94:THR:HG23	1.91	0.52
25:DD:73:VAL:O	25:DD:74:GLU:HB2	2.08	0.52
8:AH:48:PHE:O	8:AH:49:LYS:CB	2.58	0.52
16:AP:28:ARG:HE	16:AP:29:ASN:HD21	1.55	0.52
53:CA:460:A:O3'	53:CA:462:G:OP2	2.27	0.52
22:DA:2185:U:H2'	22:DA:2186:G:H8	1.74	0.52
22:BA:1032:A:H1'	52:B4:23:ILE:CD1	2.39	0.52
36:BO:28:VAL:HG23	36:BO:36:TYR:O	2.09	0.52
22:BA:39:G:H2'	22:BA:40:U:H6	1.73	0.52
22:DA:2376:A:N3	36:DO:99:TYR:CE2	2.77	0.52
29:BH:2:GLN:HG2	29:BH:20:ASN:HD22	1.74	0.52
57:DB:81:G:C5	57:DB:82:U:C5	2.98	0.52
1:AA:386:C:C2'	1:AA:387:U:H5'	2.40	0.52
25:BD:158:GLY:O	25:BD:159:LYS:C	2.48	0.52
1:AA:1081:A:H5'	5:AE:22:LYS:HG3	1.92	0.52
22:DA:349:U:H2'	22:DA:350:G:H8	1.73	0.52
26:DE:98:LYS:O	26:DE:99:LYS:HB2	2.09	0.52
53:CA:1186:G:H4'	9:CI:111:GLU:CD	2.30	0.52
30:BI:75:ALA:HB3	30:BI:131:THR:HG21	1.91	0.52
31:DJ:92:MET:CE	31:DJ:92:MET:HA	2.40	0.52
31:DJ:55:ILE:HG13	31:DJ:55:ILE:O	2.08	0.52
14:CN:53:ASP:HA	14:CN:58:ARG:HD3	1.91	0.52
22:BA:904:G:N1	22:BA:905:A:C5	2.78	0.52
31:DJ:47:HIS:O	31:DJ:114:LEU:HD22	2.09	0.52
22:DA:2324:U:HO2'	22:DA:2385:C:H5	1.57	0.52

Continued on next page...

Continued from previous page...

Atom-1	Atom-2	Interatomic distance (Å)	Clash overlap (Å)
44:BW:19:ARG:CZ	44:BW:22:VAL:HB	2.39	0.52
39:DR:39:LEU:O	39:DR:49:ILE:HG12	2.10	0.52
22:DA:183:C:H2'	22:DA:184:C:H5'	1.91	0.52
22:DA:183:C:H6	22:DA:183:C:O5'	1.93	0.52
21:AU:33:ARG:NE	21:AU:34:ARG:HG3	2.23	0.52
15:AO:63:ARG:HD3	15:AO:67:ASP:OD1	2.08	0.52
22:DA:1038:G:N1	22:DA:1039:A:C5	2.77	0.52
33:BL:19:LEU:HB2	33:BL:27:LEU:HD22	1.92	0.52
53:CA:1356:G:H2'	53:CA:1357:A:C8	2.45	0.52
53:CA:20:U:C2'	53:CA:21:G:H5'	2.40	0.52
53:CA:566:G:H4'	53:CA:567:G:OP1	2.09	0.52
53:CA:994:A:N3	53:CA:995:C:C6	2.78	0.52
58:DF:59:ILE:HG23	58:DF:137:PHE:HE1	1.75	0.52
34:BM:8:LYS:N	34:BM:8:LYS:CD	2.68	0.52
22:DA:2310:C:C2'	22:DA:2311:A:H5''	2.39	0.52
22:DA:2305:U:H5	22:DA:2312:U:C4	2.28	0.52
48:D0:27:LEU:N	48:D0:27:LEU:HD22	2.25	0.52
22:DA:2577:A:H2	48:D0:1:ALA:N	2.07	0.52
22:DA:1264:A:H5'	48:D0:7:PRO:HG2	1.91	0.52
26:BE:172:ALA:O	26:BE:175:ILE:HG22	2.09	0.52
9:AI:83:THR:HG21	9:AI:102:PHE:CB	2.36	0.52
46:BY:32:ALA:CB	46:BY:37:LEU:HD12	2.34	0.52
24:BC:20:ASN:CB	24:BC:23:LEU:HD23	2.33	0.52
2:AB:112:ARG:O	2:AB:116:LEU:HD23	2.09	0.52
24:DC:95:TYR:C	24:DC:97:ASP:H	2.13	0.52
43:BV:77:VAL:CG2	43:BV:86:LEU:HD22	2.39	0.52
22:BA:2151:U:N3	22:BA:2152:G:C5	2.77	0.52
32:BK:10:VAL:CG2	32:BK:16:ALA:HB1	2.38	0.52
14:AN:20:PHE:C	14:AN:22:LYS:H	2.13	0.52
53:CA:496:A:O2'	53:CA:497:G:C8	2.59	0.52
4:CD:3:TYR:O	4:CD:4:LEU:HB2	2.08	0.52
29:BH:9:VAL:O	29:BH:13:GLY:N	2.38	0.52
3:CC:53:ARG:HB2	3:CC:53:ARG:HH11	1.73	0.52
26:DE:6:LYS:HE3	26:DE:7:ASP:OD2	2.09	0.52
4:AD:173:ASP:O	4:AD:174:ALA:CB	2.57	0.52
17:CQ:30:HIS:CG	17:CQ:31:PRO:HD2	2.44	0.52
22:DA:1865:U:O4	22:DA:1875:G:N3	2.42	0.52
53:CA:642:A:C8	8:CH:106:SER:HA	2.45	0.52
22:BA:2840:C:O2'	22:BA:2841:C:H5'	2.09	0.52
1:AA:1361:G:C3'	1:AA:1362:A:H5''	2.40	0.52
22:DA:845:A:N1	22:DA:932:U:O2	2.42	0.52

Continued on next page...

Continued from previous page...

Atom-1	Atom-2	Interatomic distance (Å)	Clash overlap (Å)
22:BA:26:G:C6	22:BA:27:G:N1	2.77	0.52
22:DA:1631:G:H1'	22:DA:1635:A:H61	1.75	0.52
31:DJ:111:LYS:HB2	31:DJ:115:GLY:H	1.73	0.52
22:BA:1014:A:H2'	22:BA:1015:U:C6	2.44	0.52
7:AG:94:ARG:O	7:AG:95:ARG:C	2.47	0.52
22:BA:693:A:C2'	22:BA:694:U:H5'	2.39	0.52
22:BA:1798:U:OP1	24:BC:257:ARG:HB2	2.09	0.52
27:BF:113:PHE:HE1	27:BF:116:LEU:HD22	1.75	0.52
22:DA:1759:A:O2'	22:DA:2714:G:H1'	2.09	0.52
22:DA:160:A:N1	22:DA:161:A:C2	2.77	0.52
22:DA:601:C:H4'	26:DE:99:LYS:HE2	1.91	0.52
26:DE:150:THR:O	26:DE:192:ALA:HB2	2.09	0.52
22:BA:1554:U:H4'	22:BA:1555:G:OP2	2.09	0.52
24:BC:139:THR:O	24:BC:161:VAL:O	2.28	0.52
24:BC:161:VAL:HG13	24:BC:175:LEU:HD12	1.91	0.52
22:BA:2318:G:C6	22:BA:2319:G:N1	2.77	0.52
26:DE:139:LYS:NZ	26:DE:139:LYS:HB2	2.24	0.52
20:CT:42:ASP:HB3	20:CT:45:ALA:HB3	1.91	0.52
22:BA:1864:U:C2'	22:BA:1865:U:H5'	2.39	0.52
19:CS:62:THR:HG22	19:CS:63:ASP:H	1.73	0.52
30:BI:86:LYS:HD2	30:BI:86:LYS:H	1.74	0.52
39:DR:21:ARG:HB2	39:DR:93:PHE:HD1	1.73	0.52
22:DA:1809:A:C2'	22:DA:1810:A:C8	2.92	0.52
22:DA:2091:C:C3'	22:DA:2092:U:C5'	2.84	0.52
37:DP:87:ARG:NH2	37:DP:110:LYS:O	2.42	0.52
28:BG:84:LYS:HB3	28:BG:132:LEU:O	2.10	0.52
22:DA:1083:U:H1'	22:DA:1086:A:C2	2.45	0.52
22:DA:1207:C:H2'	22:DA:1208:C:H6	1.75	0.52
22:DA:319:G:C6	22:DA:333:G:N1	2.78	0.52
37:BP:17:PRO:HD2	37:BP:83:ILE:HG23	1.92	0.52
22:DA:668:A:H2'	22:DA:670:A:N6	2.15	0.52
9:AI:56:MET:CE	9:AI:57:VAL:H	2.22	0.52
9:AI:50:PRO:HB3	9:AI:83:THR:CG2	2.39	0.52
1:AA:1241:G:C2	1:AA:1242:G:C5	2.98	0.52
30:DI:48:ILE:HG13	30:DI:49:GLU:N	2.25	0.52
53:CA:1349:A:H1'	53:CA:1374:A:N6	2.25	0.52
1:AA:267:C:O2'	1:AA:268:U:C5'	2.57	0.52
10:CJ:64:GLN:CB	14:CN:98:ALA:HB3	2.38	0.52
4:AD:121:ALA:C	4:AD:122:ILE:HD13	2.29	0.52
26:BE:146:VAL:HA	26:BE:185:LYS:O	2.09	0.52
24:DC:161:VAL:CG1	24:DC:173:LEU:HB2	2.39	0.52

Continued on next page...

Continued from previous page...

Atom-1	Atom-2	Interatomic distance (Å)	Clash overlap (Å)
22:DA:2773:C:C2	22:DA:2774:C:C5	2.97	0.52
1:AA:1521:C:N3	1:AA:1522:U:C4	2.78	0.52
5:AE:14:LEU:HB2	5:AE:36:THR:HG22	1.92	0.52
22:BA:1414:C:C5	22:BA:1415:U:H5	2.27	0.52
27:BF:42:ALA:HA	27:BF:45:ASP:O	2.10	0.52
35:DN:7:GLY:O	35:DN:8:ARG:HB2	2.10	0.52
1:AA:1161:C:O2'	1:AA:1162:C:H6	1.90	0.52
22:DA:2848:G:OP2	37:DP:94:ALA:CB	2.57	0.52
31:BJ:97:PRO:O	31:BJ:99:ARG:N	2.42	0.52
53:CA:1097:C:H2'	53:CA:1098:C:H6	1.75	0.52
4:AD:151:GLN:O	4:AD:152:SER:C	2.48	0.52
9:CI:5:TYR:HD2	9:CI:5:TYR:N	2.08	0.52
31:DJ:94:ALA:O	31:DJ:95:ARG:CB	2.56	0.52
32:DK:45:GLU:OE2	32:DK:45:GLU:HA	2.09	0.52
22:DA:2619:C:H5'	25:DD:157:LYS:HG2	1.91	0.52
10:AJ:48:ARG:NH2	14:AN:100:TRP:CD2	2.77	0.52
22:BA:1092:C:H2'	22:BA:1093:G:O4'	2.09	0.52
22:BA:2531:A:OP1	28:BG:174:LYS:HG3	2.10	0.52
30:BI:107:GLU:O	30:BI:111:THR:HG23	2.10	0.52
1:AA:688:G:H5'	11:AK:48:GLY:HA2	1.92	0.52
3:CC:24:ASN:O	3:CC:28:PHE:HB2	2.09	0.52
22:DA:546:U:H5'	22:DA:547:A:OP1	2.09	0.52
19:AS:79:TYR:CG	19:AS:80:ARG:N	2.78	0.52
12:CL:6:LEU:C	12:CL:8:ARG:H	2.13	0.52
22:BA:778:G:C5	22:BA:779:U:C4	2.98	0.52
12:CL:36:VAL:O	12:CL:36:VAL:HG23	2.08	0.52
3:AC:89:VAL:HG23	3:AC:90:VAL:H	1.75	0.52
1:AA:1338:G:H2'	1:AA:1339:A:C8	2.44	0.52
38:BQ:60:TRP:O	38:BQ:61:ILE:C	2.48	0.52
38:BQ:91:ARG:HD3	39:BR:11:GLN:HG3	1.91	0.52
1:AA:974:A:P	14:AN:68:ARG:HH22	2.33	0.52
1:AA:983:A:H2	1:AA:1222:G:H22	1.55	0.52
1:AA:957:U:O2	1:AA:959:A:H8	1.93	0.52
57:DB:16:G:O2'	57:DB:17:C:H5'	2.09	0.52
57:DB:16:G:C6	57:DB:69:G:C4	2.97	0.52
33:BL:91:ASP:HB2	33:BL:94:THR:CB	2.39	0.52
22:DA:1080:A:H2'	22:DA:1081:U:H6	1.75	0.52
15:AO:63:ARG:HH11	15:AO:67:ASP:CG	2.13	0.52
35:DN:20:MET:C	35:DN:22:ARG:H	2.11	0.52
38:DQ:83:LYS:HE3	38:DQ:89:ILE:HD11	1.92	0.52
53:CA:1014:A:H5'	19:CS:17:LYS:HE3	1.90	0.52

Continued on next page...

Continued from previous page...

Atom-1	Atom-2	Interatomic distance (Å)	Clash overlap (Å)
26:DE:148:ILE:HA	26:DE:187:VAL:HB	1.92	0.52
41:DT:58:VAL:HG23	41:DT:85:VAL:HA	1.92	0.52
22:DA:2748:A:H1'	28:DG:66:THR:CG2	2.34	0.52
22:DA:2415:G:C6	22:DA:2416:C:C4	2.98	0.52
4:AD:194:ILE:O	4:AD:194:ILE:HG13	2.10	0.52
2:AB:79:VAL:O	2:AB:83:ALA:HB3	2.10	0.52
22:BA:547:A:C8	22:BA:548:G:N3	2.78	0.52
1:AA:953:G:H2'	1:AA:954:G:O4'	2.10	0.52
1:AA:406:G:C8	1:AA:495:A:C2	2.97	0.52
36:DO:31:THR:HG23	36:DO:34:HIS:C	2.30	0.52
4:AD:28:ASP:OD1	4:AD:33:ILE:HG12	2.09	0.52
43:DV:56:PHE:C	43:DV:58:SER:H	2.13	0.52
1:AA:92:U:O2'	1:AA:93:U:H5'	2.10	0.52
1:AA:330:C:H5''	1:AA:330:C:H6	1.74	0.52
31:BJ:32:LEU:HD22	31:BJ:54:ILE:HG12	1.90	0.52
22:DA:417:C:H2'	22:DA:418:C:H6	1.75	0.52
20:AT:27:MET:CE	20:AT:57:VAL:HG22	2.37	0.52
1:AA:346:G:OP1	37:BP:33:GLU:OE1	2.26	0.52
53:CA:824:G:H1'	8:CH:1:SER:N	2.24	0.52
20:AT:34:VAL:HG12	20:AT:38:ILE:HD11	1.92	0.52
1:AA:633:G:H2'	1:AA:634:C:C6	2.42	0.52
22:DA:607:U:H5	22:DA:619:G:C4	2.27	0.52
22:DA:2622:U:O2'	22:DA:2825:G:N7	2.41	0.52
37:BP:103:THR:O	37:BP:104:GLY:O	2.28	0.52
13:AM:15:VAL:HA	13:AM:33:LEU:CD1	2.40	0.52
22:BA:1071:G:N7	22:BA:1089:A:N6	2.57	0.52
1:AA:21:G:H2'	1:AA:22:G:C8	2.44	0.52
15:CO:54:GLY:O	15:CO:58:MET:HG3	2.10	0.52
43:BV:62:THR:HA	43:BV:71:LYS:HA	1.91	0.52
23:BB:94:A:C5	23:BB:95:U:C4	2.97	0.52
22:BA:309:A:H4'	42:BU:15:GLY:HA2	1.91	0.52
22:DA:2531:A:C4	22:DA:2532:G:C8	2.98	0.52
26:DE:136:GLN:HA	26:DE:139:LYS:HG2	1.92	0.52
54:CG:49:LEU:HD13	54:CG:49:LEU:O	2.10	0.52
37:DP:54:LEU:HA	37:DP:76:HIS:CD2	2.45	0.52
23:BB:2:G:C6	23:BB:119:A:C2	2.97	0.52
1:AA:697:U:H2'	1:AA:698:G:H5'	1.92	0.52
58:DF:58:ALA:HB1	58:DF:139:GLU:HG2	1.90	0.52
22:BA:1952:A:C6	22:BA:1953:A:N1	2.77	0.52
1:AA:1417:G:C6	1:AA:1482:G:C6	2.98	0.52
26:DE:158:PHE:HA	26:DE:169:VAL:HG11	1.91	0.52

Continued on next page...

Continued from previous page...

Atom-1	Atom-2	Interatomic distance (Å)	Clash overlap (Å)
53:CA:672:U:H2'	53:CA:673:A:H8	1.75	0.52
2:CB:112:ARG:O	2:CB:112:ARG:HG3	2.09	0.52
34:BM:78:LEU:HD23	34:BM:79:ALA:N	2.24	0.52
1:AA:903:G:C5	1:AA:904:U:C4	2.98	0.52
22:DA:1605:C:C3'	22:DA:1606:C:H5''	2.40	0.52
22:DA:229:C:HO2'	22:DA:230:G:C4'	2.22	0.52
44:DW:37:VAL:C	44:DW:39:GLN:H	2.13	0.52
44:BW:44:PHE:O	44:BW:78:PHE:HA	2.09	0.52
22:BA:1062:G:C8	22:BA:1088:A:H8	2.26	0.52
22:DA:2800:A:N3	22:DA:2801:G:H1'	2.23	0.52
22:DA:1059:G:N3	30:DI:131:THR:HG22	2.25	0.52
22:DA:1062:G:OP1	22:DA:1070:A:H4'	2.10	0.52
22:DA:71:A:H5''	22:DA:73:A:C5	2.44	0.52
5:AE:103:GLY:HA2	5:AE:121:ASN:HA	1.91	0.52
53:CA:982:U:C4	53:CA:983:A:N6	2.78	0.52
58:DF:137:PHE:CB	58:DF:138:PRO:HD2	2.30	0.52
22:BA:118:A:C8	22:BA:119:A:C8	2.98	0.52
53:CA:373:A:C2	53:CA:374:A:C8	2.97	0.52
53:CA:372:C:H4'	53:CA:373:A:H5'	1.91	0.52
10:AJ:80:THR:HG22	10:AJ:82:LYS:H	1.75	0.52
22:DA:2747:G:O6	22:DA:2755:C:H5''	2.10	0.52
28:DG:112:VAL:HG12	28:DG:114:HIS:HB3	1.92	0.52
2:AB:86:CYS:SG	2:AB:221:ARG:HB2	2.50	0.52
22:DA:1048:A:C6	22:DA:1111:A:C2	2.98	0.52
3:CC:136:ALA:HA	3:CC:139:ASN:HD21	1.74	0.52
53:CA:251:G:H4'	53:CA:252:U:H5''	1.91	0.52
22:DA:1857:G:C1'	22:DA:1884:G:H22	2.19	0.52
53:CA:1346:A:N6	54:CG:9:ARG:HH22	2.07	0.52
22:DA:573:U:H4'	22:DA:574:A:OP1	2.10	0.52
36:DO:58:ILE:O	36:DO:62:LEU:HB2	2.10	0.52
22:BA:2748:A:H1'	28:BG:66:THR:HG22	1.92	0.52
24:BC:68:ARG:NH2	24:BC:126:GLY:O	2.43	0.52
1:AA:1348:U:C2'	1:AA:1349:A:H8	2.21	0.52
1:AA:579:A:H2'	1:AA:580:C:H6	1.74	0.52
22:DA:9:G:N2	22:DA:10:A:H62	2.08	0.52
58:DF:45:ASP:C	58:DF:47:LYS:H	2.12	0.52
22:DA:1593:A:C6	22:DA:1594:U:C4	2.98	0.52
10:CJ:37:ARG:HG2	10:CJ:75:ASP:HB3	1.91	0.52
22:BA:2415:G:H2'	22:BA:2416:C:C6	2.44	0.52
25:BD:34:VAL:CG2	25:BD:94:GLN:H	2.22	0.52
57:DB:78:A:H2'	57:DB:79:G:H8	1.74	0.52

Continued on next page...

Continued from previous page...

Atom-1	Atom-2	Interatomic distance (Å)	Clash overlap (Å)
29:BH:76:GLU:HG2	29:BH:106:ALA:HB2	1.92	0.52
35:BN:90:ARG:O	35:BN:91:ALA:C	2.48	0.52
2:AB:141:GLU:HA	2:AB:144:GLU:HB2	1.92	0.52
22:BA:2766:A:N3	22:BA:2766:A:H2'	2.25	0.52
26:BE:142:ALA:O	26:BE:143:LEU:HD23	2.10	0.52
24:DC:130:PRO:HG2	24:DC:133:ASN:ND2	2.25	0.52
22:DA:755:U:O2'	22:DA:756:A:H5'	2.10	0.52
30:DI:21:PRO:N	30:DI:22:PRO:HD2	2.25	0.52
49:B1:27:ARG:O	49:B1:30:PRO:HD3	2.10	0.52
29:BH:6:LEU:O	29:BH:15:LEU:HA	2.10	0.52
22:BA:1028:A:N6	22:BA:1125:G:H2'	2.23	0.52
50:B2:5:PHE:CE1	50:B2:7:PRO:HB3	2.44	0.52
22:BA:1310:G:C2'	22:BA:1311:G:H5'	2.40	0.52
28:BG:37:ASN:OD1	28:BG:37:ASN:N	2.43	0.52
22:DA:2099:U:O2	22:DA:2099:U:H2'	2.10	0.52
53:CA:677:U:H3	53:CA:713:G:H22	1.57	0.52
31:BJ:4:PHE:N	31:BJ:44:TYR:OH	2.42	0.52
22:DA:1387:A:O2'	22:DA:1388:G:H8	1.93	0.52
6:AF:41:ASP:C	6:AF:43:GLY:H	2.13	0.52
22:DA:380:G:O3'	45:DX:15:ASN:HB2	2.09	0.52
22:BA:1078:U:H4'	22:BA:1079:C:C6	2.45	0.52
22:BA:1079:C:N4	22:BA:1088:A:C2	2.70	0.52
22:DA:1075:C:HO2'	22:DA:1076:C:H6	1.58	0.52
22:DA:1084:A:H2'	22:DA:1085:A:H5'	1.92	0.52
22:BA:1341:G:H3'	22:BA:1397:U:O2	2.10	0.52
25:BD:106:LYS:HB2	25:BD:206:ALA:H	1.74	0.52
53:CA:1056:U:OP1	53:CA:1196:A:H2	1.93	0.52
22:DA:1661:G:C5	22:DA:1662:U:C5	2.97	0.52
3:AC:118:SER:O	3:AC:122:GLN:HG2	2.10	0.52
22:BA:449:A:H4'	38:BQ:2:ARG:NH1	2.24	0.52
30:DI:52:LEU:HD12	30:DI:53:PRO:HD2	1.92	0.52
1:AA:100:G:O6	1:AA:101:A:C6	2.62	0.52
24:DC:94:LEU:HA	24:DC:100:ARG:HG2	1.92	0.52
23:BB:90:C:H5'	34:BM:18:ARG:HG2	1.92	0.52
53:CA:17:U:C2	53:CA:18:C:C5	2.98	0.52
53:CA:1108:G:OP1	3:CC:175:HIS:ND1	2.28	0.52
53:CA:1004:A:H2'	53:CA:1005:A:O4'	2.10	0.52
22:BA:2391:G:O2'	22:BA:2424:C:N4	2.40	0.52
34:BM:1:MET:O	34:BM:2:LEU:CB	2.57	0.52
22:BA:659:G:H4'	26:BE:95:LYS:HD3	1.91	0.52
22:BA:511:U:C5	22:BA:512:G:C5	2.98	0.52

Continued on next page...

Continued from previous page...

Atom-1	Atom-2	Interatomic distance (Å)	Clash overlap (Å)
37:BP:32:VAL:O	37:BP:33:GLU:O	2.28	0.52
57:DB:44:G:OP1	58:DF:91:ARG:NH1	2.42	0.52
53:CA:1095:U:H2'	53:CA:1096:C:H6	1.74	0.52
1:AA:1381:U:O2'	1:AA:1382:C:C5'	2.58	0.52
40:DS:33:LEU:HA	40:DS:36:LEU:HD23	1.92	0.52
40:DS:29:VAL:O	40:DS:33:LEU:HB2	2.10	0.52
22:BA:2220:U:H2'	22:BA:2221:G:C8	2.44	0.52
4:CD:72:ARG:O	4:CD:75:TYR:N	2.42	0.52
22:DA:1378:A:N7	22:DA:1380:G:C5	2.78	0.52
3:CC:120:THR:HG23	3:CC:187:GLU:O	2.09	0.52
37:BP:102:ARG:O	37:BP:103:THR:CG2	2.57	0.52
54:CG:4:ARG:NH2	54:CG:6:ILE:HB	2.25	0.52
24:DC:44:ASN:C	24:DC:46:GLY:N	2.63	0.52
22:DA:2051:A:C2	22:DA:2052:A:N6	2.77	0.52
22:BA:417:C:H2'	22:BA:418:C:H6	1.75	0.52
32:DK:25:LEU:HD23	32:DK:25:LEU:H	1.75	0.52
29:DH:54:LEU:HA	29:DH:57:LYS:HG3	1.91	0.52
32:DK:17:ARG:CG	32:DK:18:ARG:H	2.22	0.52
22:BA:1513:U:O2'	22:BA:1514:G:H5'	2.10	0.52
22:DA:406:G:O2'	22:DA:407:G:H8	1.92	0.52
23:BB:14:U:OP2	23:BB:70:C:O2'	2.27	0.52
22:DA:1108:U:H2'	22:DA:1109:C:O4'	2.09	0.52
22:DA:2372:U:H1'	49:D1:45:HIS:CE1	2.45	0.52
48:B0:35:GLU:OE1	48:B0:45:ASP:HB2	2.10	0.52
45:DX:65:THR:O	45:DX:68:ALA:HB3	2.10	0.52
53:CA:104:G:C2	53:CA:105:G:C8	2.98	0.52
22:BA:323:C:C4	22:BA:333:G:C8	2.97	0.52
31:BJ:59:ALA:HB3	31:BJ:126:ALA:HA	1.92	0.52
32:BK:61:VAL:HG22	32:BK:87:LEU:HD11	1.92	0.52
22:BA:1421:G:C2	22:BA:1422:G:C8	2.98	0.52
22:BA:1153:C:OP2	62:BA:3355:HOH:O	2.18	0.52
22:DA:2522:U:C2'	22:DA:2523:G:H5'	2.40	0.52
22:BA:1081:U:N3	22:BA:1082:U:C5	2.78	0.52
33:DL:64:PHE:HD2	51:D3:24:LYS:HG2	1.74	0.52
38:BQ:78:PHE:CZ	38:BQ:82:LEU:HD11	2.45	0.52
5:CE:104:ILE:H	5:CE:122:VAL:N	1.95	0.52
5:CE:98:ALA:O	5:CE:121:ASN:HB2	2.10	0.52
4:CD:26:ALA:HA	4:CD:31:CYS:SG	2.50	0.52
53:CA:1050:G:C2	53:CA:1051:C:C4	2.97	0.52
22:DA:338:G:H2'	22:DA:339:U:H5'	1.90	0.52
53:CA:1298:U:C5	54:CG:113:LYS:HA	2.45	0.52

Continued on next page...

Continued from previous page...

Atom-1	Atom-2	Interatomic distance (Å)	Clash overlap (Å)
22:DA:204:A:C5	22:DA:206:U:C4	2.98	0.52
22:DA:637:A:OP2	33:DL:128:THR:HG21	2.09	0.52
22:DA:581:C:OP1	38:DQ:32:ARG:HB2	2.09	0.52
1:AA:1006:G:H2'	1:AA:1007:U:C6	2.45	0.52
11:CK:57:SER:C	11:CK:90:PRO:HG3	2.31	0.52
28:BG:95:ALA:HB2	28:BG:104:LEU:HD23	1.91	0.52
22:BA:276:U:O2	22:BA:276:U:H2'	2.08	0.52
53:CA:818:G:C3'	53:CA:819:A:H5''	2.38	0.52
1:AA:198:G:O6	1:AA:220:G:C6	2.63	0.52
22:DA:2022:U:O2'	22:DA:2617:U:H5'	2.09	0.52
27:BF:134:GLN:HG2	27:BF:135:ILE:H	1.73	0.52
22:BA:2286:G:H4'	22:BA:2287:A:O4'	2.10	0.52
10:CJ:40:ILE:HG22	10:CJ:42:LEU:CD1	2.35	0.52
22:DA:1737:G:N7	22:DA:1738:G:C6	2.78	0.52
22:DA:1737:G:N7	22:DA:1738:G:O6	2.43	0.52
22:DA:412:A:O2'	22:DA:413:C:C5'	2.57	0.52
22:DA:64:A:H8	22:DA:64:A:O5'	1.92	0.52
53:CA:71:A:C5	53:CA:100:G:C5	2.97	0.52
46:DY:4:LYS:HB2	46:DY:4:LYS:HZ2	1.75	0.52
1:AA:1159:U:H4'	1:AA:1160:G:OP1	2.10	0.52
31:DJ:111:LYS:HB2	31:DJ:115:GLY:HA3	1.90	0.52
56:CP:66:THR:HG22	56:CP:67:ILE:N	2.25	0.52
1:AA:725:G:H2'	1:AA:726:C:C6	2.41	0.52
1:AA:807:A:C5	1:AA:808:C:C5	2.97	0.52
28:BG:33:THR:H	28:BG:34:ARG:HH11	1.58	0.52
1:AA:511:C:H2'	1:AA:534:U:O2	2.10	0.52
22:BA:1266:G:H5''	40:BS:15:GLN:NE2	2.25	0.52
22:DA:1413:A:H2'	22:DA:1414:C:C6	2.44	0.52
22:DA:2714:G:H2'	22:DA:2715:C:H6	1.74	0.52
29:DH:4:ILE:HG23	29:DH:17:ASP:O	2.09	0.52
22:BA:1115:G:HO2'	22:BA:1116:G:P	2.31	0.52
22:DA:1527:G:H1'	22:DA:1546:G:N2	2.25	0.52
22:BA:1794:A:H2'	22:BA:1795:C:H6	1.75	0.52
22:DA:547:A:H8	22:DA:548:G:H5'	1.75	0.52
1:AA:1416:G:H2'	1:AA:1417:G:H5'	1.91	0.52
22:BA:319:G:C4	22:BA:333:G:N2	2.78	0.52
15:CO:40:GLY:O	15:CO:43:ALA:HB3	2.10	0.52
22:BA:1224:U:H4'	39:BR:88:GLY:O	2.10	0.52
21:AU:38:GLU:OE2	21:AU:41:THR:HG21	2.09	0.52
38:BQ:71:ASN:OD1	38:BQ:106:THR:HG23	2.10	0.52
20:CT:58:ASP:O	20:CT:61:ALA:HB3	2.10	0.52

Continued on next page...

Continued from previous page...

Atom-1	Atom-2	Interatomic distance (Å)	Clash overlap (Å)
7:AG:43:TYR:O	7:AG:47:GLU:HB2	2.10	0.52
13:AM:88:LEU:HD23	13:AM:91:ARG:HH21	1.74	0.52
34:BM:108:VAL:HG13	34:BM:112:LEU:HB3	1.92	0.52
22:BA:980:A:C6	22:BA:981:A:N1	2.78	0.52
22:DA:2244:U:H2'	22:DA:2245:U:O4'	2.09	0.52
42:DU:9:GLU:OE1	42:DU:23:LYS:HA	2.10	0.52
22:BA:900:A:O2'	22:BA:901:C:H5'	2.10	0.52
26:DE:85:PHE:O	26:DE:86:ALA:C	2.48	0.52
57:DB:110:C:O2'	57:DB:111:U:C5'	2.58	0.52
57:DB:13:G:H5''	57:DB:13:G:C8	2.43	0.52
6:AF:62:MET:HG3	6:AF:64:VAL:HG23	1.92	0.52
44:BW:37:VAL:HG13	44:BW:55:ASP:C	2.30	0.52
9:CI:59:LYS:HG2	9:CI:60:LEU:HG	1.92	0.52
25:BD:118:PHE:O	25:BD:119:ALA:HB3	2.10	0.52
11:AK:124:LYS:HE2	21:AU:33:ARG:HH21	1.75	0.52
22:DA:2267:A:N6	22:DA:2272:U:H3	2.08	0.52
22:DA:1263:U:O4'	48:D0:6:LYS:HE3	2.10	0.52
25:DD:118:PHE:CG	25:DD:119:ALA:N	2.77	0.52
33:BL:55:MET:HE2	33:BL:56:PRO:HD2	1.91	0.52
22:DA:804:A:C2'	22:DA:806:C:C4	2.92	0.52
22:DA:1415:U:O3'	22:DA:1416:G:H4'	2.09	0.52
22:BA:1829:A:N3	24:BC:14:HIS:HE1	2.08	0.52
22:DA:2284:A:OP1	49:D1:5:ARG:HG3	2.10	0.52
1:AA:620:C:H2'	1:AA:621:A:O4'	2.10	0.52
53:CA:919:A:O2'	53:CA:920:U:H5'	2.09	0.52
20:CT:3:ILE:H	20:CT:3:ILE:HD12	1.75	0.52
43:DV:72:VAL:HA	43:DV:92:VAL:O	2.09	0.52
53:CA:1524:C:OP2	11:CK:124:LYS:NZ	2.42	0.52
22:BA:2103:C:C2'	22:BA:2104:C:H5'	2.39	0.52
44:DW:16:GLU:OE2	44:DW:16:GLU:HA	2.10	0.52
46:BY:39:GLN:HG3	46:BY:42:LEU:HD22	1.92	0.52
1:AA:327:A:O3'	1:AA:328:C:C4'	2.59	0.52
58:DF:60:SER:C	58:DF:62:GLN:H	2.14	0.52
17:CQ:59:GLU:O	17:CQ:75:VAL:HG22	2.10	0.52
53:CA:692:U:H2'	53:CA:694:A:OP2	2.10	0.52
57:DB:44:G:H5''	58:DF:91:ARG:CZ	2.40	0.52
1:AA:1370:G:C5'	9:AI:110:VAL:HG21	2.39	0.52
22:DA:1380:G:H1'	22:DA:1569:A:N6	2.25	0.52
2:AB:56:LEU:HB2	2:AB:183:PHE:CE1	2.45	0.52
55:CM:106:ARG:HH21	55:CM:112:ARG:NE	2.08	0.52
15:CO:69:LEU:O	15:CO:69:LEU:HD22	2.10	0.52

Continued on next page...

Continued from previous page...

Atom-1	Atom-2	Interatomic distance (Å)	Clash overlap (Å)
22:BA:974:G:C4	22:BA:1186:G:C2	2.98	0.52
22:BA:1728:C:O2'	22:BA:1729:U:H6	1.92	0.52
55:CM:36:ALA:HB3	55:CM:55:LEU:HD11	1.92	0.52
1:AA:566:G:H4'	1:AA:567:G:OP1	2.10	0.52
53:CA:1442:G:H2'	53:CA:1443:C:H6	1.75	0.52
22:BA:1444:G:H2'	22:BA:1445:G:H8	1.75	0.52
37:BP:61:ARG:CG	37:BP:70:GLU:HG2	2.39	0.52
22:BA:638:G:C5	22:BA:651:G:C2	2.98	0.52
26:DE:146:VAL:O	26:DE:167:VAL:HA	2.10	0.52
57:DB:19:C:H2'	57:DB:20:G:H8	1.74	0.52
1:AA:792:A:C2	1:AA:794:A:C2	2.98	0.52
22:BA:2079:U:O2'	45:BX:22:ASN:ND2	2.43	0.52
22:DA:1381:G:H2'	22:DA:1382:G:H5''	1.92	0.52
22:BA:2070:A:O2'	22:BA:2071:A:H5'	2.10	0.52
24:BC:153:LEU:N	24:BC:153:LEU:HD23	2.25	0.52
53:CA:1159:U:H5	53:CA:1182:G:O2'	1.88	0.51
22:DA:2197:U:C6	22:DA:2224:G:C6	2.98	0.51
45:BX:39:VAL:C	45:BX:41:SER:H	2.13	0.51
1:AA:1221:G:H2'	1:AA:1222:G:H8	1.75	0.51
22:BA:1059:G:H5''	22:BA:1060:U:H3'	1.91	0.51
25:BD:118:PHE:CD2	25:BD:119:ALA:N	2.74	0.51
46:DY:53:VAL:O	46:DY:57:LEU:HB2	2.10	0.51
2:CB:84:LEU:O	2:CB:84:LEU:HG	2.10	0.51
22:DA:1303:G:O2'	22:DA:1304:A:O5'	2.28	0.51
4:CD:19:PHE:O	4:CD:22:SER:HB2	2.10	0.51
53:CA:704:A:C2'	53:CA:705:G:H8	2.22	0.51
42:DU:20:LYS:HD2	42:DU:38:ILE:HD11	1.92	0.51
38:DQ:91:ARG:CZ	39:DR:11:GLN:H	2.24	0.51
22:DA:747:U:O2	22:DA:2014:A:H1'	2.10	0.51
22:DA:2578:G:H4'	22:DA:2578:G:OP2	2.10	0.51
35:BN:33:ILE:N	35:BN:33:ILE:HD12	2.25	0.51
53:CA:575:G:C4'	53:CA:576:C:O5'	2.51	0.51
27:BF:107:VAL:N	27:BF:108:PRO:CD	2.73	0.51
22:BA:545:U:H2'	22:BA:546:U:O3'	2.10	0.51
22:BA:1778:U:H2'	22:BA:1784:A:H62	1.74	0.51
34:DM:41:LEU:O	34:DM:93:VAL:HG23	2.09	0.51
32:BK:98:ARG:HA	32:BK:118:LEU:HD23	1.90	0.51
5:AE:132:PRO:O	5:AE:134:ASN:N	2.42	0.51
49:B1:9:LYS:N	49:B1:9:LYS:HD3	2.26	0.51
53:CA:1447:A:P	53:CA:1448:C:H5	2.33	0.51
43:BV:10:LYS:NZ	43:BV:10:LYS:HB2	2.25	0.51

Continued on next page...

Continued from previous page...

Atom-1	Atom-2	Interatomic distance (Å)	Clash overlap (Å)
26:BE:146:VAL:HG23	26:BE:167:VAL:HG23	1.89	0.51
25:BD:124:ARG:HG2	25:BD:125:TRP:NE1	2.25	0.51
25:BD:121:THR:HB	25:BD:127:PHE:CD1	2.45	0.51
22:DA:353:C:N4	22:DA:354:A:H62	2.08	0.51
12:AL:43:LYS:N	12:AL:43:LYS:HD3	2.25	0.51
24:BC:158:GLY:N	24:BC:194:VAL:HG13	2.25	0.51
24:BC:199:HIS:O	24:BC:202:ARG:HG3	2.10	0.51
22:BA:2602:A:H4'	22:BA:2603:G:H5'	1.92	0.51
26:BE:46:GLN:HB2	26:BE:83:VAL:HG11	1.91	0.51
22:DA:2352:A:C6	44:DW:30:VAL:HG11	2.45	0.51
36:BO:106:LEU:HD12	36:BO:106:LEU:C	2.29	0.51
33:DL:93:ASN:CG	33:DL:94:THR:N	2.63	0.51
1:AA:313:A:H2'	1:AA:314:C:C6	2.45	0.51
31:BJ:97:PRO:C	31:BJ:99:ARG:N	2.61	0.51
4:AD:144:ILE:HD13	4:AD:144:ILE:N	2.24	0.51
9:CI:5:TYR:CD2	9:CI:5:TYR:N	2.78	0.51
1:AA:299:G:C6	1:AA:300:A:C6	2.97	0.51
1:AA:761:G:H2'	1:AA:762:U:C6	2.45	0.51
22:BA:794:A:H2'	22:BA:795:C:C6	2.44	0.51
22:DA:2072:C:H2'	22:DA:2073:C:H5'	1.92	0.51
13:AM:84:CYS:HA	19:AS:73:PHE:CD2	2.45	0.51
45:DX:39:VAL:O	45:DX:40:GLU:HB2	2.10	0.51
5:AE:59:ILE:O	5:AE:63:MET:HG2	2.10	0.51
22:BA:2727:A:C2'	22:BA:2728:U:H5'	2.40	0.51
58:DF:139:GLU:HB3	58:DF:142:TYR:HB3	1.93	0.51
22:BA:721:A:H2'	22:BA:722:A:C8	2.45	0.51
53:CA:418:C:H1'	53:CA:540:G:O2'	2.09	0.51
22:DA:2474:U:O4'	22:DA:2474:U:O2	2.28	0.51
22:BA:1709:U:C2	22:BA:1750:G:N2	2.78	0.51
3:CC:5:HIS:NE2	3:CC:183:TYR:HE2	2.07	0.51
22:BA:207:A:H2'	22:BA:208:C:O4'	2.10	0.51
57:DB:30:C:O2	57:DB:30:C:H2'	2.09	0.51
28:DG:149:ALA:O	28:DG:151:ARG:N	2.43	0.51
45:BX:17:ARG:HD2	45:BX:17:ARG:N	2.25	0.51
57:DB:62:C:H2'	57:DB:63:C:O4'	2.10	0.51
22:DA:2093:G:C6	22:DA:2225:A:N7	2.78	0.51
6:AF:38:ARG:O	6:AF:39:LEU:HB2	2.11	0.51
22:BA:2332:C:OP1	44:BW:44:PHE:CZ	2.62	0.51
22:DA:1142:A:H4'	31:DJ:27:ARG:HH22	1.75	0.51
32:BK:18:ARG:HB2	32:BK:45:GLU:HG2	1.93	0.51
22:DA:1056:G:H1'	22:DA:1103:A:N1	2.26	0.51

Continued on next page...

Continued from previous page...

Atom-1	Atom-2	Interatomic distance (Å)	Clash overlap (Å)
10:CJ:6:ILE:HG23	10:CJ:100:ILE:HG23	1.92	0.51
46:DY:28:LEU:HD23	46:DY:42:LEU:HD13	1.91	0.51
53:CA:246:A:C2	53:CA:279:A:N6	2.78	0.51
53:CA:1049:U:C4'	53:CA:1050:G:OP2	2.58	0.51
26:DE:131:THR:HG22	26:DE:161:ALA:H	1.74	0.51
22:DA:137:U:C4	22:DA:138:U:C2	2.98	0.51
22:DA:1992:G:N2	22:DA:1996:C:O2'	2.43	0.51
25:DD:22:ILE:HD12	25:DD:190:LYS:HD2	1.92	0.51
53:CA:371:A:C2'	53:CA:372:C:H5'	2.40	0.51
26:BE:108:ILE:HD11	26:BE:180:LEU:HD13	1.91	0.51
22:BA:1019:U:H3	22:BA:1142:A:H62	1.56	0.51
53:CA:495:A:C6	53:CA:496:A:N6	2.79	0.51
53:CA:821:G:H2'	53:CA:822:U:H6	1.75	0.51
37:BP:28:LYS:HE3	37:BP:28:LYS:H	1.75	0.51
6:CF:11:HIS:CD2	6:CF:12:PRO:HD2	2.39	0.51
19:AS:6:LYS:CE	19:AS:6:LYS:HA	2.38	0.51
32:BK:43:ILE:HG21	32:BK:46:ALA:HB2	1.91	0.51
2:AB:71:THR:HG23	2:AB:93:HIS:C	2.31	0.51
1:AA:109:A:H3'	1:AA:110:C:H5'	1.90	0.51
3:CC:80:GLY:O	3:CC:83:VAL:HG22	2.11	0.51
58:DF:56:LEU:O	58:DF:60:SER:HB3	2.10	0.51
12:CL:52:CYS:HB3	12:CL:66:ILE:HD11	1.92	0.51
39:DR:25:LEU:H	39:DR:94:THR:HG21	1.75	0.51
19:AS:3:SER:O	19:AS:5:LYS:HG3	2.11	0.51
19:AS:43:MET:O	19:AS:61:VAL:HG21	2.09	0.51
1:AA:1371:G:C6	1:AA:1372:U:C4	2.99	0.51
1:AA:1371:G:H5''	1:AA:1372:U:OP2	2.10	0.51
37:BP:92:ARG:O	37:BP:93:LYS:HB2	2.09	0.51
22:DA:1674:G:H21	22:DA:1677:A:H61	1.58	0.51
22:BA:2021:C:P	48:B0:8:THR:HG21	2.50	0.51
22:DA:1973:G:C5	22:DA:1974:C:C5	2.98	0.51
22:BA:1115:G:O2'	22:BA:1116:G:O5'	2.28	0.51
31:DJ:123:LYS:N	31:DJ:123:LYS:HD2	2.25	0.51
31:DJ:55:ILE:HG22	31:DJ:123:LYS:HB2	1.93	0.51
34:DM:22:GLN:HB2	34:DM:100:LYS:HZ3	1.74	0.51
1:AA:1190:G:OP2	3:AC:4:VAL:HB	2.10	0.51
22:BA:2024:G:OP2	22:BA:2034:U:H4'	2.10	0.51
27:BF:146:ASP:O	27:BF:147:ARG:HB2	2.11	0.51
27:BF:126:ASN:OD1	27:BF:156:THR:HA	2.10	0.51
22:BA:1494:A:C2	22:BA:1495:A:C4	2.98	0.51
3:CC:35:ASP:OD2	3:CC:56:ILE:HD12	2.10	0.51

Continued on next page...

Continued from previous page...

Atom-1	Atom-2	Interatomic distance (Å)	Clash overlap (Å)
9:CI:115:VAL:HG21	10:CJ:61:ALA:O	2.10	0.51
24:DC:124:LYS:NZ	24:DC:124:LYS:HB3	2.25	0.51
44:BW:73:PRO:CG	44:BW:76:ARG:HD2	2.41	0.51
53:CA:1137:C:H4'	53:CA:1138:G:C2	2.45	0.51
31:DJ:25:LEU:O	31:DJ:27:ARG:N	2.40	0.51
22:BA:2281:A:C2	22:BA:2282:G:C5	2.99	0.51
10:CJ:5:ARG:C	10:CJ:6:ILE:HD12	2.31	0.51
22:DA:1038:G:N3	22:DA:1039:A:C8	2.78	0.51
22:DA:1040:A:N1	22:DA:1116:G:C6	2.78	0.51
22:BA:616:A:H4'	26:BE:101:TYR:CE2	2.45	0.51
53:CA:1319:A:C2'	53:CA:1320:C:OP2	2.59	0.51
19:CS:35:ARG:NH2	19:CS:53:GLY:H	2.08	0.51
53:CA:1201:A:H4'	53:CA:1202:U:O5'	2.10	0.51
53:CA:989:U:C2'	53:CA:990:C:H5'	2.39	0.51
57:DB:41:G:H3'	57:DB:42:C:H5''	1.92	0.51
54:CG:134:VAL:HB	54:CG:137:ARG:NH2	2.15	0.51
22:DA:1267:U:H2'	22:DA:1268:A:H8	1.76	0.51
22:DA:2756:U:H1'	22:DA:2757:A:H5'	1.92	0.51
53:CA:1511:G:C5	53:CA:1512:U:C5	2.99	0.51
22:DA:1180:U:C4	22:DA:1181:U:C4	2.98	0.51
22:BA:747:U:C4	22:BA:2613:U:C4	2.97	0.51
24:BC:15:VAL:HA	24:BC:203:VAL:CG1	2.41	0.51
58:DF:42:ALA:CB	58:DF:49:LEU:HD21	2.40	0.51
25:DD:148:GLN:HG2	25:DD:149:ASN:H	1.75	0.51
1:AA:495:A:H4'	1:AA:496:A:OP1	2.08	0.51
33:BL:57:LEU:CD2	51:B3:53:ASP:HB3	2.39	0.51
37:DP:67:GLU:OE1	37:DP:68:GLY:N	2.44	0.51
1:AA:92:U:H2'	1:AA:93:U:H6	1.72	0.51
12:CL:2:THR:H	12:CL:5:GLN:HB2	1.75	0.51
1:AA:1066:C:H5''	1:AA:1066:C:C6	2.38	0.51
22:BA:95:A:O2'	46:BY:41:HIS:CD2	2.64	0.51
22:DA:1867:G:O6	22:DA:1875:G:N2	2.44	0.51
8:CH:11:THR:CG2	8:CH:14:ARG:HH22	2.22	0.51
31:BJ:54:ILE:HD12	31:BJ:55:ILE:C	2.29	0.51
4:CD:195:ASN:HB3	4:CD:197:HIS:NE2	2.26	0.51
53:CA:433:G:O2'	53:CA:434:U:H5'	2.10	0.51
17:CQ:37:ILE:HD11	17:CQ:39:ARG:NH1	2.25	0.51
1:AA:1234:C:O2'	1:AA:1235:U:H5'	2.11	0.51
43:BV:39:ALA:C	43:BV:40:ILE:HD13	2.30	0.51
12:AL:86:VAL:CG1	12:AL:89:LEU:HD23	2.41	0.51
22:DA:2096:C:H2'	22:DA:2097:A:H8	1.74	0.51

Continued on next page...

Continued from previous page...

Atom-1	Atom-2	Interatomic distance (Å)	Clash overlap (Å)
34:DM:1:MET:O	34:DM:2:LEU:O	2.27	0.51
21:AU:18:PHE:O	21:AU:21:SER:HB3	2.10	0.51
47:BZ:3:THR:HA	47:BZ:37:ARG:O	2.11	0.51
37:DP:37:LYS:O	37:DP:38:ARG:HB3	2.10	0.51
13:AM:36:ALA:HB3	13:AM:38:ILE:HG12	1.91	0.51
22:BA:2052:A:O4'	25:BD:147:GLY:HA3	2.10	0.51
34:DM:119:LEU:HD23	34:DM:119:LEU:O	2.10	0.51
22:BA:1574:C:O5'	22:BA:1574:C:H6	1.94	0.51
25:BD:112:THR:O	25:BD:195:GLY:HA2	2.10	0.51
5:AE:44:ARG:HA	5:AE:71:ILE:O	2.11	0.51
22:DA:765:C:H2'	22:DA:766:U:H6	1.76	0.51
22:DA:2093:G:O2'	22:DA:2094:A:P	2.68	0.51
21:CU:19:LYS:HB3	21:CU:24:LYS:HB2	1.92	0.51
31:DJ:43:GLU:O	31:DJ:45:THR:HG22	2.11	0.51
22:DA:1534:U:H3'	22:DA:1534:U:O2	2.10	0.51
22:DA:1027:A:N7	22:DA:1126:A:C2	2.78	0.51
30:BI:89:SER:OG	30:BI:135:MET:HA	2.11	0.51
22:DA:1053:C:N4	22:DA:1054:A:N6	2.59	0.51
22:DA:1055:G:H2'	22:DA:1056:G:H5'	1.93	0.51
53:CA:752:G:C1'	53:CA:754:C:N4	2.65	0.51
53:CA:560:A:C5	5:CE:127:TYR:CE2	2.98	0.51
53:CA:1215:G:O2'	53:CA:1216:A:C8	2.55	0.51
22:DA:332:A:O2'	22:DA:333:G:H3'	2.10	0.51
52:B4:9:LYS:N	52:B4:9:LYS:HD3	2.13	0.51
1:AA:1003:G:C6	1:AA:1036:A:N6	2.79	0.51
6:CF:41:ASP:O	6:CF:42:TRP:C	2.49	0.51
23:BB:89:U:H3'	23:BB:90:C:C5'	2.40	0.51
54:CG:10:LYS:H	54:CG:10:LYS:HE3	1.75	0.51
22:DA:2144:G:O2'	22:DA:2145:C:H3'	2.10	0.51
25:BD:169:ARG:O	25:BD:170:VAL:CG1	2.57	0.51
6:AF:51:ILE:CD1	6:AF:86:ARG:HG3	2.41	0.51
28:DG:117:PRO:HD2	28:DG:120:ILE:CG2	2.41	0.51
53:CA:109:A:C8	53:CA:327:A:O4'	2.63	0.51
43:DV:30:ILE:HB	43:DV:38:LEU:HB3	1.93	0.51
30:BI:33:ASN:HB3	30:BI:36:GLU:CB	2.38	0.51
27:BF:128:SER:HA	27:BF:154:THR:HA	1.92	0.51
25:DD:138:LEU:N	25:DD:138:LEU:HD13	2.26	0.51
22:DA:1455:G:O2'	22:DA:1456:G:O5'	2.28	0.51
53:CA:597:G:C2'	53:CA:598:U:H5'	2.39	0.51
22:DA:1868:C:N4	22:DA:1869:G:O6	2.44	0.51
24:BC:71:ASP:OD1	24:BC:118:GLY:HA2	2.09	0.51

Continued on next page...

Continued from previous page...

Atom-1	Atom-2	Interatomic distance (Å)	Clash overlap (Å)
24:DC:77:VAL:CG2	24:DC:112:GLY:H	2.21	0.51
53:CA:71:A:C2	53:CA:72:A:N7	2.79	0.51
22:DA:1259:G:H2'	22:DA:1260:A:H8	1.75	0.51
1:AA:978:A:OP2	1:AA:1362:A:N6	2.30	0.51
58:DF:28:PRO:CB	58:DF:168:LEU:HD21	2.40	0.51
22:DA:2402:U:O2'	22:DA:2403:C:P	2.68	0.51
22:DA:401:A:H2'	22:DA:402:A:C8	2.44	0.51
53:CA:1118:U:H5'	9:CI:10:ARG:HH21	1.75	0.51
1:AA:858:G:C2'	1:AA:859:G:H5'	2.40	0.51
33:DL:141:LYS:HD2	33:DL:142:ILE:N	2.24	0.51
29:DH:46:PHE:CD2	29:DH:50:ARG:NH2	2.79	0.51
25:BD:191:GLY:O	25:BD:192:ALA:HB3	2.10	0.51
53:CA:868:C:H2'	53:CA:869:G:O4'	2.09	0.51
53:CA:834:U:H2'	53:CA:835:U:H6	1.75	0.51
3:AC:54:ILE:HD12	3:AC:54:ILE:C	2.31	0.51
22:DA:2039:U:H2'	22:DA:2040:G:H8	1.74	0.51
22:BA:1263:U:H2'	22:BA:1264:A:C8	2.46	0.51
27:BF:33:ILE:O	27:BF:90:LEU:HB2	2.10	0.51
53:CA:102:G:H2'	53:CA:103:U:C6	2.46	0.51
31:BJ:58:ASN:N	31:BJ:127:GLY:O	2.43	0.51
43:BV:68:LYS:O	43:BV:69:GLU:O	2.28	0.51
8:AH:46:GLU:O	8:AH:47:ASP:HB3	2.10	0.51
1:AA:721:G:C4'	1:AA:722:G:O5'	2.35	0.51
22:BA:904:G:C2	22:BA:905:A:N7	2.79	0.51
6:AF:43:GLY:HA2	6:AF:58:HIS:CE1	2.45	0.51
4:CD:187:ARG:NH2	4:CD:191:SER:CB	2.74	0.51
22:DA:483:A:C8	42:DU:44:HIS:CD2	2.99	0.51
33:BL:77:ILE:HG12	33:BL:95:LEU:CD1	2.40	0.51
6:AF:92:THR:HG22	6:AF:93:LYS:N	2.25	0.51
22:DA:118:A:O5'	22:DA:119:A:H5''	2.11	0.51
25:BD:118:PHE:HD2	25:BD:119:ALA:N	2.04	0.51
37:DP:109:ILE:O	37:DP:110:LYS:HG3	2.11	0.51
22:DA:75:G:O2'	22:DA:76:C:H6	1.93	0.51
2:AB:40:ILE:O	2:AB:41:ASN:HB2	2.10	0.51
22:BA:1131:G:C4	31:BJ:77:HIS:ND1	2.79	0.51
5:CE:80:LEU:N	5:CE:121:ASN:HD21	2.09	0.51
22:DA:475:C:O2'	22:DA:476:G:C8	2.58	0.51
22:DA:1338:G:H4'	41:DT:18:GLU:CD	2.31	0.51
22:DA:202:U:H3'	22:DA:203:A:C8	2.46	0.51
34:BM:42:THR:O	34:BM:43:ALA:HB3	2.10	0.51
22:DA:2613:U:H4'	22:DA:2614:A:OP2	2.07	0.51

Continued on next page...

Continued from previous page...

Atom-1	Atom-2	Interatomic distance (Å)	Clash overlap (Å)
51:D3:33:THR:CG2	51:D3:34:LYS:N	2.72	0.51
22:DA:775:G:O6	22:DA:787:C:H2'	2.10	0.51
2:CB:119:GLN:HG3	2:CB:124:THR:HG21	1.93	0.51
11:CK:90:PRO:O	11:CK:91:GLY:C	2.47	0.51
22:DA:674:G:O3'	26:DE:60:TRP:CH2	2.63	0.51
22:BA:740:C:H5'	22:BA:1784:A:H3'	1.92	0.51
53:CA:322:C:C2	53:CA:332:G:N2	2.79	0.51
26:BE:75:SER:O	26:BE:78:TRP:HB2	2.11	0.51
1:AA:1409:C:H2'	1:AA:1410:A:H8	1.74	0.51
58:DF:103:ILE:O	58:DF:103:ILE:HG22	2.11	0.51
46:BY:43:LEU:O	46:BY:47:ARG:HB2	2.10	0.51
22:BA:729:G:C4	22:BA:1775:U:C2	2.99	0.51
22:BA:2199:A:H5'	22:BA:2200:C:C5	2.46	0.51
20:AT:26:MET:CE	20:AT:56:ILE:HD11	2.41	0.51
56:CP:46:LYS:HE2	56:CP:47:GLU:N	2.25	0.51
1:AA:414:A:N6	1:AA:431:A:C4	2.78	0.51
26:BE:79:ARG:CG	26:BE:80:SER:N	2.73	0.51
11:CK:96:ILE:HD13	11:CK:109:ILE:CD1	2.41	0.51
26:DE:5:LEU:HD13	26:DE:122:GLU:HB2	1.91	0.51
22:DA:1161:C:H2'	22:DA:1162:G:C8	2.46	0.51
22:DA:2236:U:H2'	22:DA:2237:G:O4'	2.10	0.51
15:CO:38:LEU:HD12	15:CO:41:HIS:CB	2.40	0.51
22:DA:708:G:H2'	22:DA:709:U:C6	2.46	0.51
32:DK:23:LYS:O	32:DK:25:LEU:HD23	2.10	0.51
22:BA:2038:G:H2'	22:BA:2039:U:O4'	2.11	0.51
34:DM:76:LYS:NZ	34:DM:84:LYS:H	2.08	0.51
1:AA:1127:G:C2'	1:AA:1128:C:H5'	2.41	0.51
22:DA:2583:G:C6	22:DA:2584:U:C2	2.99	0.51
22:BA:2530:A:N6	28:BG:155:PRO:HG3	2.26	0.51
20:CT:54:GLN:N	20:CT:55:PRO:HD2	2.25	0.51
14:AN:11:LYS:NZ	14:AN:11:LYS:HB2	2.24	0.51
6:CF:27:ALA:O	6:CF:31:GLY:HA3	2.09	0.51
22:DA:2232:C:OP2	45:DX:26:ARG:NH1	2.41	0.51
37:BP:50:ARG:HD2	37:BP:51:ASN:N	2.26	0.51
25:BD:186:LEU:HD11	37:BP:3:ILE:CD1	2.40	0.51
22:DA:249:C:H3'	22:DA:2394:C:H4'	1.92	0.51
22:BA:1655:A:H3'	22:BA:1656:C:C6	2.46	0.51
22:DA:1055:G:C3'	22:DA:1056:G:H5'	2.40	0.51
22:DA:1087:G:H1'	22:DA:1089:A:H1'	1.92	0.51
53:CA:93:U:C2	53:CA:95:C:N4	2.79	0.51
4:CD:29:THR:HG22	4:CD:30:LYS:CD	2.40	0.51

Continued on next page...

Continued from previous page...

Atom-1	Atom-2	Interatomic distance (Å)	Clash overlap (Å)
22:DA:2875:C:O2'	22:DA:2876:G:O5'	2.28	0.51
1:AA:1046:A:C4	1:AA:1047:G:C8	2.98	0.51
22:DA:1931:U:H2'	22:DA:1932:A:C8	2.35	0.51
22:DA:138:U:H2'	22:DA:140:C:C1'	2.33	0.51
22:DA:2308:G:C2'	22:DA:2309:A:OP1	2.58	0.51
22:DA:2816:G:C2	22:DA:2831:G:C2	2.99	0.51
22:BA:2585:U:O2'	22:BA:2586:U:C5'	2.49	0.51
22:BA:945:A:C4	22:BA:2448:A:C2	2.99	0.51
42:BU:73:ASN:C	42:BU:75:ALA:H	2.14	0.51
22:DA:2392:A:H2	33:DL:55:MET:SD	2.34	0.51
24:BC:20:ASN:HD22	24:BC:21:PRO:N	2.09	0.51
13:AM:105:ALA:O	13:AM:109:LYS:HB2	2.11	0.51
22:BA:1693:U:O2'	24:BC:13:ARG:NH2	2.44	0.51
32:BK:10:VAL:CB	32:BK:16:ALA:HB1	2.41	0.51
1:AA:735:C:H5'	18:AR:59:LYS:HD3	1.92	0.51
5:CE:147:ASN:HA	5:CE:151:MET:HE3	1.92	0.51
53:CA:491:G:HO2'	53:CA:492:C:H5'	1.72	0.51
29:BH:8:LYS:O	29:BH:9:VAL:CB	2.57	0.51
22:BA:1257:C:H5'	26:BE:78:TRP:CH2	2.44	0.51
21:CU:33:ARG:NH2	21:CU:34:ARG:HD3	2.26	0.51
41:DT:45:ALA:HA	41:DT:48:GLN:CG	2.40	0.51
21:AU:19:LYS:HE2	21:AU:19:LYS:N	2.24	0.51
22:BA:1605:C:H5''	22:BA:1606:C:OP2	2.11	0.51
53:CA:1331:G:H2'	53:CA:1332:A:OP2	2.11	0.51
53:CA:54:C:H41	53:CA:352:C:H2'	1.76	0.51
28:DG:162:ARG:HG3	28:DG:166:GLU:HG3	1.93	0.51
22:BA:571:U:C5	22:BA:575:A:C6	2.99	0.51
22:DA:1000:A:N1	22:DA:1001:A:C2	2.78	0.51
11:AK:76:TYR:N	11:AK:76:TYR:CD1	2.79	0.51
25:DD:33:ARG:HB3	25:DD:95:SER:OG	2.11	0.51
22:DA:2104:C:O2	22:DA:2105:U:C5	2.63	0.51
15:CO:16:ARG:HB2	15:CO:23:SER:CB	2.41	0.51
13:AM:94:LEU:HB3	13:AM:95:PRO:HD2	1.93	0.51
53:CA:579:A:H2'	53:CA:580:C:H6	1.74	0.51
22:BA:775:G:C5	22:BA:794:A:C8	2.98	0.51
33:DL:127:VAL:HG13	33:DL:132:ARG:HB2	1.93	0.51
13:AM:84:CYS:HB3	19:AS:73:PHE:HE2	1.74	0.51
16:AP:10:GLY:O	16:AP:11:ALA:HB2	2.11	0.51
22:BA:148:U:H5''	22:BA:149:A:OP2	2.10	0.51
26:BE:137:LYS:O	26:BE:141:MET:HG3	2.09	0.51
20:CT:62:ALA:HA	20:CT:67:HIS:CE1	2.45	0.51

Continued on next page...

Continued from previous page...

Atom-1	Atom-2	Interatomic distance (Å)	Clash overlap (Å)
24:DC:29:PHE:CE2	24:DC:31:PRO:HG2	2.45	0.51
30:DI:12:VAL:HG12	30:DI:13:ALA:N	2.26	0.51
1:AA:1203:C:H2'	1:AA:1204:A:O4'	2.11	0.51
22:DA:2677:G:H2'	22:DA:2678:C:C6	2.46	0.51
35:DN:21:PHE:N	35:DN:21:PHE:CD1	2.78	0.51
22:BA:1515:A:H2'	22:BA:1516:G:O4'	2.10	0.51
30:DI:83:ALA:HB2	30:DI:99:LYS:O	2.11	0.51
53:CA:325:A:N6	53:CA:326:G:C6	2.79	0.51
22:DA:2345:G:C6	22:DA:2381:A:C6	2.99	0.51
22:DA:995:C:O2'	38:DQ:60:TRP:CZ2	2.61	0.51
4:CD:2:ARG:HE	4:CD:114:ARG:CD	2.24	0.51
22:DA:483:A:O2'	22:DA:484:C:H5'	2.10	0.51
22:DA:377:G:C6	22:DA:378:C:N3	2.79	0.51
30:BI:135:MET:HG2	30:BI:137:LEU:HG	1.92	0.51
22:DA:53:A:H2'	22:DA:54:G:O4'	2.10	0.51
22:BA:1062:G:C2'	22:BA:1063:G:C8	2.94	0.51
22:BA:1098:A:H5'	22:BA:1099:G:OP2	2.09	0.51
42:DU:95:PHE:CD1	42:DU:95:PHE:N	2.73	0.51
41:BT:37:ASP:O	41:BT:38:ALA:O	2.29	0.51
41:BT:40:LYS:CA	41:BT:43:ILE:HG23	2.40	0.51
17:AQ:46:HIS:N	17:AQ:72:TRP:O	2.37	0.51
22:DA:1062:G:O2'	22:DA:1063:G:H8	1.93	0.51
1:AA:842:U:H2'	1:AA:844:G:P	2.50	0.51
39:BR:49:ILE:O	39:BR:51:VAL:O	2.28	0.51
53:CA:245:U:H5''	53:CA:245:U:H6	1.76	0.51
53:CA:219:U:H2'	53:CA:220:G:C8	2.45	0.51
22:BA:613:A:C8	22:BA:616:A:N1	2.79	0.51
5:AE:152:VAL:HG12	5:AE:155:LYS:HZ1	1.76	0.51
8:AH:63:LYS:HB3	8:AH:70:VAL:HG21	1.91	0.51
35:DN:14:SER:C	35:DN:16:HIS:H	2.13	0.51
58:DF:177:ARG:CZ	58:DF:178:LYS:H	2.22	0.51
22:DA:2875:C:HO2'	22:DA:2876:G:H8	0.66	0.51
26:DE:129:PRO:HD3	26:DE:156:ASN:OD1	2.11	0.51
22:DA:628:G:O6	22:DA:636:G:N1	2.44	0.51
22:DA:2836:U:O2'	22:DA:2837:A:H8	1.94	0.51
22:DA:819:A:OP2	22:DA:1187:G:N2	2.43	0.51
17:AQ:13:SER:HB3	17:AQ:16:MET:HE1	1.93	0.51
53:CA:239:U:C6	53:CA:239:U:H5'	2.45	0.51
54:CG:91:ARG:HG2	54:CG:92:PRO:CD	2.36	0.51
5:AE:133:ILE:CD1	5:AE:133:ILE:H	2.20	0.51
1:AA:1333:A:H2'	1:AA:1334:G:O4'	2.11	0.51

Continued on next page...

Continued from previous page...

Atom-1	Atom-2	Interatomic distance (Å)	Clash overlap (Å)
49:B1:24:LYS:HE2	49:B1:52:LYS:CB	2.36	0.51
22:BA:1387:A:H5'	22:BA:1469:A:H1'	1.93	0.51
22:DA:968:C:O2'	22:DA:969:G:H5'	2.11	0.51
22:DA:1492:G:H3'	22:DA:1493:C:C5'	2.40	0.51
1:AA:109:A:C6	1:AA:326:G:C6	2.99	0.51
46:DY:18:LEU:HD13	46:DY:22:LEU:HD13	1.92	0.51
22:BA:1106:G:N3	22:BA:1107:G:C8	2.79	0.51
22:DA:1739:A:C6	22:DA:1740:G:C5	2.99	0.51
22:DA:2663:G:H2'	22:DA:2664:G:H8	1.76	0.51
53:CA:68:G:H21	53:CA:152:A:H1'	1.75	0.51
22:BA:1437:C:H2'	22:BA:1438:U:H6	1.75	0.51
22:BA:2308:G:C5	27:BF:76:PHE:HE2	2.29	0.51
30:DI:104:GLN:HA	30:DI:107:GLU:CB	2.39	0.51
22:DA:469:G:OP2	26:DE:55:SER:HB3	2.11	0.51
1:AA:1491:G:C5'	1:AA:1492:A:OP1	2.59	0.51
22:BA:483:A:C2'	22:BA:484:C:H5'	2.41	0.51
52:B4:23:ILE:HB	52:B4:38:GLY:HA3	1.92	0.51
1:AA:1065:U:H5''	1:AA:1190:G:N2	2.26	0.51
22:BA:2402:U:H2'	22:BA:2403:C:OP2	2.11	0.51
22:DA:1261:C:OP2	40:DS:83:LYS:NZ	2.44	0.51
1:AA:872:A:C4	1:AA:874:G:N7	2.78	0.51
53:CA:493:A:H5''	53:CA:494:G:OP2	2.10	0.51
38:DQ:84:LYS:C	38:DQ:86:SER:H	2.14	0.51
38:DQ:77:LYS:HE2	38:DQ:116:LEU:HD11	1.92	0.51
26:BE:7:ASP:O	26:BE:9:GLN:N	2.44	0.51
22:BA:2818:U:O2'	22:BA:2819:G:H5'	2.11	0.51
26:DE:34:ALA:HB1	26:DE:94:GLN:HB2	1.93	0.51
28:DG:15:ASP:HB3	28:DG:26:LYS:H	1.76	0.51
53:CA:1181:G:O2'	53:CA:1182:G:O4'	2.25	0.51
22:DA:121:G:C4	22:DA:131:A:C6	2.98	0.51
42:DU:90:LYS:HE2	42:DU:92:VAL:HG12	1.93	0.51
37:DP:87:ARG:HG2	37:DP:88:ARG:H	1.75	0.51
1:AA:1054:C:O2'	1:AA:1055:A:OP2	2.27	0.51
2:AB:42:LEU:HG	2:AB:43:GLU:N	2.26	0.51
22:DA:1038:G:N1	22:DA:1039:A:N7	2.58	0.51
22:DA:2874:C:H2'	22:DA:2875:C:C5	2.46	0.51
22:DA:811:U:H1'	22:DA:1251:C:C2	2.45	0.51
1:AA:1006:G:H2'	1:AA:1007:U:O4'	2.11	0.51
22:DA:608:A:H2'	22:DA:609:A:C8	2.45	0.51
22:DA:742:A:H2'	22:DA:743:A:C8	2.46	0.51
57:DB:94:A:OP1	43:DV:19:ARG:HD3	2.11	0.51

Continued on next page...

Continued from previous page...

Atom-1	Atom-2	Interatomic distance (Å)	Clash overlap (Å)
28:DG:1:SER:C	28:DG:3:VAL:H	2.13	0.51
34:DM:34:LYS:HB3	34:DM:129:THR:HG22	1.93	0.51
1:AA:1306:A:H2'	1:AA:1307:U:H5'	1.93	0.51
49:B1:8:ILE:HG23	49:B1:51:ALA:HA	1.91	0.51
28:DG:84:LYS:HB2	28:DG:132:LEU:H	1.75	0.51
32:DK:80:ASP:HB2	37:DP:67:GLU:OE1	2.11	0.51
22:DA:533:G:C2	22:DA:534:U:C2	2.99	0.51
22:DA:100:U:C6	22:DA:100:U:OP1	2.64	0.51
22:DA:1364:G:H1'	22:DA:1368:G:N2	2.26	0.51
36:DO:24:THR:OG1	36:DO:90:VAL:HG11	2.11	0.51
5:CE:131:ASN:HD22	5:CE:132:PRO:HD2	1.75	0.51
22:DA:1467:U:C2'	22:DA:1468:U:H5'	2.39	0.51
22:BA:742:A:H2'	22:BA:743:A:H8	1.76	0.51
22:DA:2635:A:C5'	25:DD:79:LEU:HB2	2.40	0.51
42:DU:34:ILE:HG12	42:DU:63:ALA:HA	1.93	0.51
22:DA:1378:A:C8	22:DA:1380:G:C5	2.99	0.51
1:AA:1533:C:H3'	1:AA:1534:A:C5'	2.40	0.51
47:DZ:10:ARG:HB2	47:DZ:53:MET:HB3	1.92	0.51
3:AC:148:ILE:HG12	3:AC:149:LYS:N	2.24	0.51
29:BH:14:SER:O	29:BH:16:GLY:N	2.43	0.51
15:AO:16:ARG:HD3	15:AO:20:ASP:OD2	2.11	0.51
1:AA:475:C:H2'	1:AA:476:U:C6	2.45	0.51
1:AA:903:G:C5	1:AA:904:U:C5	2.99	0.51
53:CA:604:G:H2'	53:CA:605:U:O4'	2.11	0.51
1:AA:154:U:O2'	1:AA:155:A:H5'	2.11	0.51
39:BR:27:ILE:HG21	39:BR:33:VAL:HG12	1.92	0.51
53:CA:719:C:H3'	53:CA:720:C:C6	2.46	0.51
22:BA:2788:C:H2'	22:BA:2789:C:C6	2.46	0.51
53:CA:1175:G:O2'	53:CA:1176:A:H5'	2.11	0.51
57:DB:69:G:C4	57:DB:70:C:C6	2.99	0.51
22:BA:2352:A:N1	44:BW:30:VAL:HG21	2.25	0.51
44:BW:39:GLN:CG	44:BW:42:THR:H	2.23	0.51
37:BP:50:ARG:HB2	37:BP:56:SER:HA	1.92	0.51
22:DA:121:G:C2	22:DA:131:A:C5	2.99	0.51
22:DA:1553:A:C8	22:DA:1555:G:C6	2.98	0.51
22:DA:186:G:N2	22:DA:211:C:O2	2.44	0.51
22:DA:1789:A:OP1	24:DC:219:VAL:HA	2.11	0.51
22:DA:1210:G:H5'	22:DA:1212:G:O4'	2.11	0.51
25:BD:107:VAL:HG13	25:BD:203:VAL:CG2	2.41	0.51
22:DA:503:A:C2	22:DA:505:A:H2'	2.46	0.51
42:DU:43:LYS:HE3	42:DU:45:GLN:CD	2.30	0.51

Continued on next page...

Continued from previous page...

Atom-1	Atom-2	Interatomic distance (Å)	Clash overlap (Å)
58:DF:177:ARG:CD	58:DF:178:LYS:N	2.74	0.51
28:DG:90:GLY:HA3	28:DG:93:TYR:CZ	2.46	0.51
53:CA:1239:A:H3'	54:CG:118:ARG:NH2	2.26	0.51
1:AA:1046:A:O2'	1:AA:1047:G:C5'	2.50	0.51
1:AA:1211:U:H1'	1:AA:1213:A:C2	2.46	0.51
22:DA:2836:U:HO2'	22:DA:2837:A:H8	1.58	0.51
22:DA:1130:U:HO2'	22:DA:1131:G:H8	1.56	0.51
22:DA:604:G:C6	22:DA:625:G:C6	2.99	0.51
22:DA:1654:A:N3	22:DA:1655:A:C8	2.79	0.51
41:DT:29:THR:HA	41:DT:87:LEU:HB2	1.92	0.51
28:BG:102:ILE:HG22	28:BG:104:LEU:HG	1.93	0.51
22:DA:1171:G:C2	22:DA:1179:G:N3	2.78	0.51
1:AA:267:C:O2'	1:AA:268:U:H5'	2.10	0.51
53:CA:439:U:H2'	53:CA:439:U:O2	2.11	0.51
1:AA:707:U:OP1	11:AK:86:LYS:HE3	2.10	0.51
53:CA:1343:G:H4'	9:CI:123:ARG:HB3	1.93	0.51
10:AJ:57:VAL:O	10:AJ:58:ASN:HB2	2.10	0.51
39:DR:97:LYS:O	39:DR:97:LYS:HG2	2.11	0.51
24:BC:106:PRO:CA	24:BC:141:HIS:HE1	2.24	0.51
25:BD:151:THR:O	25:BD:152:PRO:C	2.45	0.51
25:BD:149:ASN:O	25:BD:152:PRO:HD2	2.11	0.51
8:AH:83:ARG:O	8:AH:84:ILE:HD13	2.11	0.51
22:DA:100:U:OP1	22:DA:100:U:H2'	2.11	0.51
22:DA:1651:G:C2	22:DA:2007:U:C2	2.98	0.51
1:AA:1457:G:H2'	1:AA:1458:G:O4'	2.11	0.51
20:AT:67:HIS:HB3	20:AT:68:LYS:HZ2	1.76	0.51
22:BA:1936:A:H2	22:BA:1943:U:C4	2.27	0.51
1:AA:645:G:C2'	1:AA:646:G:H5'	2.41	0.51
58:DF:11:VAL:HG12	58:DF:12:VAL:N	2.25	0.51
12:CL:106:VAL:HG23	12:CL:116:TYR:HB3	1.92	0.51
22:DA:2887:A:H1'	48:D0:39:ARG:HH22	1.76	0.51
53:CA:615:G:H2'	53:CA:616:G:C8	2.45	0.51
13:AM:21:ILE:HB	13:AM:24:VAL:HG22	1.93	0.51
58:DF:5:ASP:C	58:DF:7:TYR:N	2.63	0.51
6:CF:68:GLN:HG2	6:CF:69:GLU:H	1.76	0.51
38:DQ:42:GLY:HA3	39:DR:75:VAL:HG21	1.93	0.51
35:BN:93:GLY:C	35:BN:95:THR:N	2.63	0.51
22:DA:156:A:H2'	22:DA:157:C:O4'	2.11	0.51
36:DO:7:ARG:HH21	36:DO:95:SER:HB3	1.75	0.51
22:BA:1071:G:C5	22:BA:1089:A:C6	2.98	0.51
22:DA:1036:G:C5	22:DA:1120:G:C6	2.99	0.51

Continued on next page...

Continued from previous page...

Atom-1	Atom-2	Interatomic distance (Å)	Clash overlap (Å)
25:DD:40:LEU:H	25:DD:40:LEU:HD12	1.75	0.51
7:AG:119:LEU:CD2	7:AG:123:LEU:HD23	2.41	0.51
22:BA:1441:G:H2'	22:BA:1442:U:C6	2.46	0.51
22:BA:2580:U:C5	22:BA:2581:G:C6	2.99	0.51
1:AA:1112:C:N4	3:AC:177:LEU:HD22	2.26	0.51
9:CI:79:ARG:O	9:CI:83:THR:HG22	2.10	0.51
22:BA:50:U:H4'	22:BA:51:G:OP2	2.10	0.51
22:BA:1479:G:O2'	22:BA:1480:C:H5'	2.11	0.51
10:AJ:81:GLU:O	10:AJ:85:ASP:HB2	2.11	0.51
22:DA:2620:C:O4'	25:DD:161:MET:HG3	2.11	0.51
1:AA:1284:C:O5'	1:AA:1284:C:H6	1.93	0.51
24:DC:196:ASN:OD1	24:DC:199:HIS:HB2	2.11	0.51
31:DJ:70:THR:HG22	31:DJ:90:GLU:OE2	2.11	0.51
22:DA:1387:A:C4	22:DA:1388:G:C8	2.99	0.51
22:BA:2799:A:O2'	22:BA:2800:A:OP2	2.25	0.51
22:DA:2347:C:O2'	22:DA:2348:U:C6	2.58	0.51
44:BW:72:GLY:C	44:BW:74:LYS:N	2.64	0.51
22:BA:1078:U:H4'	22:BA:1079:C:H6	1.75	0.51
32:DK:108:ARG:HB2	32:DK:116:ILE:HD13	1.93	0.51
9:CI:45:MET:HB3	9:CI:49:GLN:HG3	1.93	0.51
2:AB:40:ILE:HG21	2:AB:201:GLY:N	2.26	0.51
25:BD:4:LEU:HD23	25:BD:29:VAL:HG11	1.93	0.51
39:BR:39:LEU:CB	39:BR:49:ILE:HD13	2.41	0.51
22:DA:1039:A:C6	22:DA:1117:C:N3	2.79	0.51
2:CB:103:TRP:CA	2:CB:106:VAL:HB	2.37	0.51
50:D2:46:LYS:N	50:D2:46:LYS:HD2	2.24	0.51
53:CA:987:G:H8	53:CA:987:G:O5'	1.94	0.51
39:BR:46:GLU:HG2	39:BR:47:VAL:N	2.26	0.51
11:CK:74:LYS:HA	11:CK:78:ILE:CD1	2.30	0.51
6:CF:62:MET:O	6:CF:63:ASN:HB2	2.11	0.51
6:CF:92:THR:HG22	6:CF:93:LYS:N	2.26	0.51
30:DI:49:GLU:HG3	30:DI:54:ILE:HD11	1.91	0.51
22:BA:780:G:H21	22:BA:783:A:H62	1.59	0.51
22:BA:2204:G:O5'	24:BC:149:LYS:HE3	2.11	0.51
5:AE:94:PHE:CZ	5:AE:96:GLN:HG2	2.46	0.51
35:BN:96:ARG:NH2	35:BN:116:VAL:HG23	2.23	0.51
4:CD:33:ILE:O	4:CD:35:GLN:HG2	2.10	0.51
38:DQ:23:TYR:HB3	38:DQ:27:ARG:HD3	1.92	0.51
22:BA:1385:A:C4	22:BA:1386:C:C5	2.99	0.51
41:BT:28:ASN:CA	41:BT:91:GLN:HE22	2.23	0.51
9:AI:44:ARG:HB2	9:AI:45:MET:HE3	1.92	0.51

Continued on next page...

Continued from previous page...

Atom-1	Atom-2	Interatomic distance (Å)	Clash overlap (Å)
28:DG:7:PRO:O	28:DG:8:VAL:HB	2.11	0.51
53:CA:1113:C:O2'	53:CA:1114:C:H5'	2.12	0.51
22:BA:1277:G:H4'	35:BN:20:MET:HE2	1.92	0.51
53:CA:1073:U:C4	53:CA:1074:G:N7	2.78	0.51
1:AA:132:C:H5''	20:AT:68:LYS:HD2	1.91	0.51
3:AC:55:VAL:O	3:AC:65:VAL:HA	2.11	0.51
1:AA:1386:G:H2'	1:AA:1387:G:C8	2.44	0.51
22:BA:1867:G:H2'	22:BA:1868:C:H5'	1.92	0.51
22:DA:2771:C:H2'	22:DA:2772:C:C6	2.45	0.51
1:AA:512:U:H2'	1:AA:513:C:C6	2.46	0.51
22:DA:2732:G:H5''	22:DA:2733:A:O4'	2.11	0.51
22:BA:496:G:H1'	40:BS:61:ASN:HD21	1.76	0.51
47:BZ:23:LEU:HD21	47:BZ:53:MET:HE1	1.92	0.51
53:CA:106:C:O2'	53:CA:107:G:H5'	2.11	0.51
14:CN:55:SER:C	14:CN:57:SER:H	2.14	0.51
1:AA:19:A:N3	1:AA:917:G:C2	2.79	0.51
53:CA:732:C:H2'	53:CA:733:G:H5''	1.93	0.51
22:DA:1924:C:O2'	22:DA:1925:C:H5'	2.11	0.51
22:DA:2218:G:H2'	22:DA:2219:U:H6	1.76	0.51
22:DA:1292:G:C6	22:DA:1293:C:N4	2.79	0.51
22:BA:329:G:O4'	22:BA:477:A:H1'	2.11	0.51
1:AA:679:C:O2	1:AA:712:A:C2	2.64	0.51
45:BX:1:SER:O	45:BX:3:VAL:N	2.44	0.51
22:BA:1081:U:H2'	22:BA:1081:U:O2	2.09	0.50
1:AA:957:U:O2	1:AA:959:A:C8	2.64	0.50
38:DQ:59:LEU:O	38:DQ:63:ARG:HD3	2.11	0.50
43:BV:80:HIS:ND1	43:BV:81:PRO:HD2	2.26	0.50
42:DU:95:PHE:N	42:DU:95:PHE:HD1	2.06	0.50
53:CA:1129:C:C4	53:CA:1139:G:C5	2.99	0.50
53:CA:1130:A:C6	53:CA:1146:A:C5	2.98	0.50
53:CA:1129:C:O2'	53:CA:1130:A:H8	1.91	0.50
41:BT:10:VAL:HG23	41:BT:11:LEU:HD23	1.92	0.50
24:DC:216:ARG:HG3	24:DC:216:ARG:HH11	1.75	0.50
2:AB:42:LEU:CG	2:AB:43:GLU:HG3	2.34	0.50
35:DN:16:HIS:O	35:DN:20:MET:N	2.43	0.50
22:DA:1301:A:C8	22:DA:1303:G:C8	2.99	0.50
53:CA:1356:G:N2	53:CA:1367:C:O2	2.44	0.50
1:AA:1461:G:O2'	1:AA:1462:C:H5'	2.10	0.50
22:BA:1509:A:N3	22:BA:1510:G:C8	2.79	0.50
22:DA:339:U:H2'	22:DA:340:A:C8	2.45	0.50
22:DA:1744:A:H3'	22:DA:1745:A:C8	2.45	0.50

Continued on next page...

Continued from previous page...

Atom-1	Atom-2	Interatomic distance (Å)	Clash overlap (Å)
38:BQ:40:LYS:HD3	38:BQ:44:TYR:CZ	2.46	0.50
53:CA:264:C:H2'	53:CA:265:G:O4'	2.10	0.50
22:DA:1857:G:C4	22:DA:1884:G:N1	2.79	0.50
22:DA:2147:A:N3	22:DA:2147:A:H2'	2.26	0.50
7:AG:113:LYS:HB2	7:AG:117:LEU:HD12	1.92	0.50
24:DC:64:VAL:HG11	24:DC:66:PHE:CZ	2.46	0.50
22:DA:740:C:O2'	22:DA:741:U:C5'	2.59	0.50
19:AS:50:VAL:CG2	19:AS:70:LEU:HB3	2.36	0.50
22:DA:531:C:H4'	22:DA:532:A:C8	2.46	0.50
58:DF:174:PHE:CG	58:DF:175:PRO:HD2	2.46	0.50
40:BS:73:LYS:HA	40:BS:73:LYS:HE3	1.91	0.50
56:CP:1:MET:HE2	56:CP:2:VAL:N	2.26	0.50
21:AU:40:PRO:HA	21:AU:43:GLU:HB2	1.93	0.50
29:DH:84:ALA:HB3	29:DH:148:ALA:HB2	1.93	0.50
22:DA:538:A:O2'	31:DJ:8:PRO:CG	2.60	0.50
22:BA:2571:U:O2'	25:BD:151:THR:HG21	2.10	0.50
22:BA:1005:C:O2'	31:BJ:30:THR:HG21	2.11	0.50
53:CA:51:A:H4'	53:CA:52:C:H5''	1.93	0.50
1:AA:596:A:C6	1:AA:645:G:C2	2.99	0.50
25:DD:10:GLY:O	25:DD:11:MET:CB	2.58	0.50
22:DA:1593:A:C5	22:DA:1594:U:C4	3.00	0.50
13:AM:24:VAL:O	13:AM:24:VAL:HG23	2.11	0.50
22:BA:2536:G:C5	22:BA:2537:U:C5	2.99	0.50
22:BA:1278:C:H2'	22:BA:1279:G:C8	2.45	0.50
19:AS:48:ILE:O	19:AS:48:ILE:HD12	2.11	0.50
1:AA:714:G:H2'	1:AA:715:A:C8	2.46	0.50
35:BN:75:ILE:C	35:BN:75:ILE:HD12	2.31	0.50
38:DQ:39:ILE:O	38:DQ:42:GLY:N	2.43	0.50
7:AG:70:PRO:HD2	7:AG:95:ARG:HG3	1.93	0.50
1:AA:147:G:H2'	1:AA:148:G:C8	2.46	0.50
53:CA:1154:G:H2'	53:CA:1155:A:C8	2.45	0.50
22:DA:518:G:H2'	22:DA:519:U:C6	2.45	0.50
37:BP:20:ARG:HH21	37:BP:20:ARG:CG	2.24	0.50
29:BH:2:GLN:HG2	29:BH:20:ASN:ND2	2.26	0.50
22:BA:1882:U:O2'	22:BA:1883:U:H5'	2.10	0.50
22:BA:2766:A:H5''	22:BA:2767:C:OP2	2.12	0.50
22:BA:2383:G:O2'	22:BA:2384:U:H5'	2.10	0.50
22:BA:1720:U:H2'	22:BA:1721:G:O4'	2.10	0.50
24:DC:24:HIS:N	24:DC:80:LEU:O	2.42	0.50
30:DI:18:ASN:HB3	30:DI:19:PRO:HD3	1.93	0.50
1:AA:489:C:O2'	1:AA:490:C:H5'	2.11	0.50

Continued on next page...

Continued from previous page...

Atom-1	Atom-2	Interatomic distance (Å)	Clash overlap (Å)
22:DA:2379:G:H2'	22:DA:2380:C:C6	2.45	0.50
3:CC:20:THR:HG23	3:CC:57:GLU:HG2	1.92	0.50
22:BA:202:U:H2'	22:BA:203:A:C8	2.45	0.50
23:BB:61:G:H2'	23:BB:62:C:H6	1.75	0.50
30:DI:5:GLN:OE1	30:DI:59:THR:HG21	2.10	0.50
13:AM:28:ARG:O	13:AM:32:ILE:HG12	2.10	0.50
39:BR:29:THR:HG22	39:BR:29:THR:O	2.12	0.50
5:CE:17:VAL:HA	5:CE:33:THR:O	2.10	0.50
1:AA:1171:A:C2	1:AA:1172:C:C2	2.99	0.50
22:DA:1398:C:O2'	22:DA:1399:C:O5'	2.23	0.50
33:BL:101:ILE:HG22	33:BL:102:GLY:N	2.26	0.50
22:DA:1535:A:C5'	22:DA:1536:C:OP2	2.59	0.50
53:CA:1138:G:N3	53:CA:1138:G:H5''	2.26	0.50
53:CA:1134:G:C6	53:CA:1141:C:N4	2.79	0.50
53:CA:1146:A:C6	53:CA:1147:C:N4	2.79	0.50
57:DB:26:C:H1'	57:DB:117:G:C1'	2.41	0.50
53:CA:764:C:H2'	53:CA:765:G:C5'	2.31	0.50
5:CE:103:GLY:O	5:CE:104:ILE:CG2	2.51	0.50
22:DA:1716:U:C4	22:DA:1745:A:N6	2.79	0.50
22:DA:233:A:O2'	22:DA:234:U:H6	1.94	0.50
22:DA:1663:G:C6	22:DA:1998:A:N6	2.79	0.50
2:AB:187:ASP:HB2	2:AB:203:ASP:CG	2.31	0.50
3:AC:166:TRP:N	3:AC:166:TRP:CE3	2.74	0.50
4:CD:149:LYS:HZ1	4:CD:176:LYS:CE	2.24	0.50
22:DA:828:U:C5	22:DA:829:A:N6	2.79	0.50
22:DA:1183:U:H2'	22:DA:1184:U:H6	1.75	0.50
34:BM:132:THR:CG2	34:BM:133:LYS:N	2.71	0.50
53:CA:251:G:N2	53:CA:253:A:N6	2.59	0.50
34:DM:41:LEU:HD23	34:DM:46:ILE:CG2	2.41	0.50
27:BF:37:MET:CE	27:BF:151:LEU:HB3	2.41	0.50
22:DA:2147:A:C4'	22:DA:2147:A:OP1	2.59	0.50
3:CC:63:ILE:O	3:CC:63:ILE:HG23	2.10	0.50
31:DJ:93:ILE:HA	31:DJ:97:PRO:HB3	1.93	0.50
1:AA:1088:G:H21	1:AA:1167:A:N6	2.08	0.50
25:BD:133:THR:CG2	25:BD:134:HIS:CD2	2.94	0.50
1:AA:466:A:H4'	1:AA:467:U:OP2	2.11	0.50
2:AB:20:ARG:CZ	2:AB:20:ARG:HA	2.41	0.50
30:BI:32:VAL:HG13	30:BI:66:PHE:CE2	2.46	0.50
28:BG:59:ASP:HB2	28:BG:63:GLN:HG2	1.91	0.50
22:DA:1422:G:H4'	22:DA:1493:C:OP1	2.11	0.50
26:DE:170:ARG:NH2	26:DE:176:ASP:HB2	2.23	0.50

Continued on next page...

Continued from previous page...

Atom-1	Atom-2	Interatomic distance (Å)	Clash overlap (Å)
45:BX:30:PRO:O	45:BX:32:LEU:HD12	2.12	0.50
1:AA:579:A:H2'	1:AA:580:C:C6	2.46	0.50
1:AA:819:A:N7	1:AA:1529:G:C2	2.79	0.50
8:CH:24:VAL:HG12	8:CH:62:LEU:HD21	1.93	0.50
45:DX:1:SER:O	45:DX:3:VAL:N	2.44	0.50
20:AT:2:ASN:O	20:AT:3:ILE:C	2.49	0.50
26:DE:28:VAL:O	26:DE:32:VAL:HG13	2.11	0.50
1:AA:1157:A:H1'	1:AA:1181:G:N2	2.26	0.50
1:AA:414:A:C2	1:AA:415:A:C4	2.99	0.50
1:AA:683:G:C2	1:AA:708:C:O2	2.64	0.50
1:AA:652:U:O4	1:AA:752:G:O2'	2.19	0.50
14:CN:89:ARG:HG3	14:CN:91:GLU:HG3	1.93	0.50
22:DA:1270:C:H2'	22:DA:1648:U:H5''	1.93	0.50
22:BA:2276:G:P	34:BM:83:GLY:O	2.68	0.50
24:BC:165:ALA:HB3	24:BC:172:THR:CG2	2.40	0.50
22:DA:2550:G:C6	22:DA:2551:C:N4	2.79	0.50
22:DA:815:C:P	39:DR:85:LYS:HE2	2.52	0.50
1:AA:1489:G:O2'	1:AA:1490:U:H5'	2.12	0.50
42:BU:12:VAL:O	42:BU:18:LYS:O	2.28	0.50
37:DP:32:VAL:HA	37:DP:37:LYS:HA	1.93	0.50
11:CK:94:SER:O	11:CK:97:ARG:HB2	2.11	0.50
16:AP:71:VAL:O	16:AP:75:ILE:HG13	2.11	0.50
22:DA:2540:C:C2	22:DA:2541:A:C8	2.99	0.50
4:CD:104:MET:SD	4:CD:142:VAL:HG13	2.51	0.50
22:DA:263:G:H4'	22:DA:430:A:O4'	2.11	0.50
8:CH:46:GLU:HB3	8:CH:61:THR:HB	1.93	0.50
37:DP:47:ILE:HD13	37:DP:61:ARG:HB2	1.91	0.50
32:DK:28:SER:O	32:DK:29:HIS:HB3	2.12	0.50
1:AA:149:A:C2	1:AA:150:U:C2	2.99	0.50
22:DA:1835:G:H2'	22:DA:1836:C:H6	1.75	0.50
33:DL:47:ARG:HG2	33:DL:47:ARG:HH21	1.75	0.50
31:BJ:44:TYR:HA	38:BQ:59:LEU:CD2	2.39	0.50
26:DE:46:GLN:HB3	26:DE:86:ALA:HB1	1.93	0.50
57:DB:110:C:H2'	57:DB:111:U:H6	1.75	0.50
57:DB:11:C:H5'	44:DW:71:LYS:CD	2.40	0.50
22:DA:2332:C:O2'	44:DW:40:ARG:NH2	2.44	0.50
44:DW:20:LEU:HD12	44:DW:20:LEU:N	2.26	0.50
22:DA:397:U:OP1	45:DX:30:PRO:CA	2.45	0.50
53:CA:1152:A:OP2	10:CJ:70:HIS:NE2	2.44	0.50
22:DA:1476:U:H1'	22:DA:1732:C:O2	2.12	0.50
24:DC:144:GLU:HG3	24:DC:151:GLY:N	2.26	0.50

Continued on next page...

Continued from previous page...

Atom-1	Atom-2	Interatomic distance (Å)	Clash overlap (Å)
37:DP:87:ARG:NH1	37:DP:111:GLU:HG3	2.27	0.50
28:BG:84:LYS:O	28:BG:85:LYS:HB2	2.12	0.50
46:DY:57:LEU:O	46:DY:60:LYS:HB3	2.12	0.50
21:AU:8:ASN:O	21:AU:11:PHE:HE2	1.93	0.50
53:CA:1048:G:H21	53:CA:1214:C:H5	1.60	0.50
22:BA:2093:G:O2'	22:BA:2094:A:H5'	2.12	0.50
22:DA:2310:C:O2'	22:DA:2311:A:C4'	2.58	0.50
22:DA:636:G:H5'	22:DA:639:U:OP1	2.12	0.50
22:DA:1667:G:OP1	32:DK:6:THR:HA	2.11	0.50
22:DA:748:G:O2'	22:DA:749:A:H3'	2.10	0.50
2:AB:110:ILE:HD11	2:AB:147:LEU:HD13	1.86	0.50
53:CA:1308:U:H5	55:CM:97:ARG:CZ	2.24	0.50
37:BP:67:GLU:HA	37:BP:67:GLU:OE1	2.10	0.50
1:AA:71:A:N7	1:AA:100:G:C6	2.79	0.50
22:BA:388:G:N7	22:BA:390:U:H2'	2.25	0.50
5:CE:14:LEU:HD13	5:CE:59:ILE:CD1	2.41	0.50
22:BA:1475:G:C1'	22:BA:1476:U:OP2	2.58	0.50
30:BI:56:VAL:HG23	30:BI:69:VAL:O	2.10	0.50
44:DW:81:ILE:HD12	44:DW:81:ILE:C	2.32	0.50
22:BA:2250:G:O5'	22:BA:2250:G:H8	1.94	0.50
25:BD:150:GLN:O	25:BD:150:GLN:HG3	2.01	0.50
22:BA:1378:A:O2'	22:BA:1379:U:H3'	2.11	0.50
53:CA:97:G:C6	53:CA:98:A:H1'	2.47	0.50
53:CA:1228:C:O2'	53:CA:1229:A:H8	1.93	0.50
22:BA:2109:U:O4	22:BA:2110:G:C5	2.64	0.50
5:CE:131:ASN:C	5:CE:131:ASN:HD22	2.14	0.50
32:DK:119:ALA:N	32:DK:120:PRO:HD2	2.24	0.50
33:DL:98:ALA:O	33:DL:100:ILE:HG22	2.11	0.50
24:DC:34:GLU:HG3	24:DC:35:LYS:N	2.26	0.50
39:BR:89:HIS:NE2	39:BR:91:GLN:HB2	2.27	0.50
40:DS:66:ILE:HA	40:DS:69:LEU:HD13	1.92	0.50
22:BA:623:C:H2'	22:BA:624:C:C6	2.46	0.50
22:DA:1249:U:H4'	38:DQ:3:VAL:HG21	1.93	0.50
22:DA:1249:U:P	22:DA:1249:U:H3'	2.52	0.50
34:BM:40:ARG:HB2	34:BM:93:VAL:HG22	1.93	0.50
22:DA:2712:C:OP1	22:DA:2714:G:H4'	2.11	0.50
53:CA:106:C:C2'	53:CA:107:G:H5'	2.41	0.50
22:BA:1644:C:C2'	22:BA:1645:G:H5'	2.41	0.50
3:CC:185:THR:HG22	3:CC:186:SER:H	1.76	0.50
22:DA:1109:C:C5	22:DA:1110:G:C6	2.99	0.50
22:BA:1444:G:H2'	22:BA:1445:G:C8	2.45	0.50

Continued on next page...

Continued from previous page...

Atom-1	Atom-2	Interatomic distance (Å)	Clash overlap (Å)
1:AA:792:A:H4'	1:AA:793:U:O5'	2.11	0.50
30:DI:16:MET:SD	30:DI:19:PRO:HG2	2.52	0.50
53:CA:525:C:N4	53:CA:526:C:N4	2.59	0.50
27:BF:24:VAL:O	27:BF:27:VAL:HG12	2.10	0.50
8:CH:33:VAL:C	8:CH:35:ILE:H	2.13	0.50
20:CT:57:VAL:HG12	20:CT:71:ALA:HB2	1.92	0.50
53:CA:211:G:C2'	53:CA:211:G:N3	2.74	0.50
55:CM:3:ILE:O	55:CM:4:ALA:HB2	2.12	0.50
22:DA:685:A:H1'	22:DA:688:U:O4	2.11	0.50
44:DW:77:LYS:N	44:DW:77:LYS:HZ2	2.09	0.50
22:BA:2365:G:H4'	44:BW:59:PHE:CZ	2.46	0.50
44:BW:19:ARG:NH2	44:BW:22:VAL:CG2	2.74	0.50
44:BW:28:GLU:H	44:BW:31:LEU:CD1	2.24	0.50
22:BA:1062:G:O2'	22:BA:1063:G:O5'	2.30	0.50
22:DA:492:A:H2'	22:DA:493:G:O4'	2.12	0.50
41:BT:51:PHE:C	41:BT:52:GLU:HG2	2.31	0.50
33:DL:63:LYS:HB3	51:D3:12:ARG:HD2	1.94	0.50
37:DP:16:VAL:HG13	37:DP:19:PHE:HE2	1.77	0.50
22:DA:183:C:O2'	22:DA:432:A:H1'	2.11	0.50
22:DA:2282:G:N3	22:DA:2425:A:N6	2.59	0.50
22:DA:1789:A:H5''	24:DC:218:THR:O	2.11	0.50
24:DC:52:HIS:NE2	24:DC:218:THR:HG23	2.27	0.50
14:CN:80:ARG:NH1	14:CN:80:ARG:HG2	2.25	0.50
38:DQ:89:ILE:HG22	38:DQ:91:ARG:H	1.77	0.50
22:DA:2305:U:H4'	58:DF:132:ARG:HG2	1.93	0.50
33:DL:111:ILE:HA	33:DL:128:THR:OG1	2.12	0.50
22:DA:26:G:H5'	22:DA:27:G:OP2	2.12	0.50
22:DA:2056:G:N2	22:DA:2057:G:C8	2.79	0.50
22:BA:1812:U:H2'	22:BA:1813:G:C8	2.47	0.50
22:DA:2748:A:C4	22:DA:2757:A:N6	2.80	0.50
22:BA:2197:U:OP1	4:CD:150:LYS:HE3	2.12	0.50
1:AA:198:G:C2'	1:AA:199:A:C8	2.94	0.50
22:DA:2151:U:H2'	22:DA:2152:G:H8	1.75	0.50
22:BA:2636:C:H2'	22:BA:2637:U:H6	1.77	0.50
22:DA:740:C:H5'	22:DA:1784:A:C3'	2.37	0.50
24:BC:91:ALA:HB3	24:BC:103:ILE:HG22	1.94	0.50
30:BI:6:ALA:HB3	30:BI:60:VAL:H	1.77	0.50
42:BU:97:SER:O	42:BU:98:ASN:CB	2.58	0.50
55:CM:103:THR:HG22	55:CM:104:ASN:N	2.27	0.50
45:BX:30:PRO:HD2	45:BX:32:LEU:HD11	1.94	0.50
53:CA:71:A:N3	53:CA:72:A:C8	2.80	0.50

Continued on next page...

Continued from previous page...

Atom-1	Atom-2	Interatomic distance (Å)	Clash overlap (Å)
22:DA:2639:A:C2	22:DA:2778:A:C8	2.99	0.50
26:DE:105:LEU:HD12	26:DE:200:LEU:HD21	1.92	0.50
53:CA:1084:G:OP1	53:CA:1086:U:C6	2.64	0.50
22:DA:1830:C:C4'	24:DC:14:HIS:HE1	2.25	0.50
22:DA:465:G:H4'	50:D2:16:HIS:HD2	1.77	0.50
53:CA:631:C:H5''	53:CA:632:U:O4'	2.12	0.50
22:DA:106:C:O2'	22:DA:294:A:O2'	2.27	0.50
2:CB:212:TYR:CD2	2:CB:215:ALA:HB3	2.46	0.50
1:AA:865:A:H2'	1:AA:866:C:C6	2.46	0.50
22:DA:851:C:C4'	47:DZ:46:MET:HG2	2.41	0.50
38:BQ:20:ALA:HA	38:BQ:23:TYR:CD1	2.46	0.50
53:CA:580:C:H2'	53:CA:581:G:O4'	2.10	0.50
22:BA:1113:U:H2'	22:BA:1114:C:C6	2.47	0.50
16:AP:12:LYS:O	16:AP:13:LYS:HB2	2.12	0.50
55:CM:68:LEU:O	55:CM:72:ILE:HG22	2.12	0.50
9:AI:90:ASP:CG	9:AI:92:SER:HB3	2.31	0.50
42:BU:17:ASP:O	42:BU:18:LYS:C	2.49	0.50
22:BA:631:A:P	51:B3:46:LYS:HZ2	2.34	0.50
12:CL:91:GLY:O	12:CL:93:ARG:HG3	2.11	0.50
53:CA:1261:A:N7	53:CA:1274:A:H2	2.10	0.50
22:DA:1529:G:H2'	22:DA:1530:G:O4'	2.12	0.50
47:DZ:40:THR:H	47:DZ:43:ILE:HD11	1.75	0.50
29:BH:78:VAL:HG11	29:BH:145:ASN:HB3	1.93	0.50
35:BN:36:THR:HG23	35:BN:37:THR:O	2.10	0.50
16:AP:46:LYS:HZ3	16:AP:48:GLU:HB3	1.76	0.50
35:BN:3:HIS:O	35:BN:4:ARG:HB2	2.10	0.50
1:AA:765:G:H2'	1:AA:812:G:N2	2.27	0.50
45:DX:13:THR:HA	45:DX:27:ARG:HA	1.94	0.50
44:BW:76:ARG:CG	44:BW:76:ARG:NH2	2.62	0.50
57:DB:17:C:H2'	57:DB:18:G:H8	1.77	0.50
22:DA:1009:A:C2	22:DA:1010:A:C2	2.99	0.50
22:BA:1079:C:C4	22:BA:1080:A:N7	2.79	0.50
53:CA:1146:A:C6	53:CA:1147:C:C4	2.99	0.50
1:AA:479:U:O2'	1:AA:480:U:H5'	2.12	0.50
22:DA:1475:G:N3	22:DA:1475:G:H2'	2.26	0.50
41:BT:13:ALA:O	41:BT:32:LEU:HB2	2.11	0.50
10:CJ:33:GLY:O	10:CJ:35:GLN:N	2.43	0.50
42:DU:35:VAL:HG12	42:DU:36:GLU:N	2.26	0.50
53:CA:1241:G:H2'	53:CA:1242:G:C8	2.35	0.50
38:DQ:91:ARG:HH11	39:DR:10:LYS:HB3	1.73	0.50
22:DA:2726:A:O2'	22:DA:2727:A:C5'	2.59	0.50

Continued on next page...

Continued from previous page...

Atom-1	Atom-2	Interatomic distance (Å)	Clash overlap (Å)
22:DA:750:A:H5''	22:DA:751:A:OP2	2.11	0.50
39:DR:78:ARG:HB3	39:DR:83:TYR:CD1	2.46	0.50
22:DA:2752:C:O2'	22:DA:2753:A:O4'	2.21	0.50
28:DG:95:ALA:HB3	28:DG:127:GLN:HA	1.93	0.50
40:DS:4:ILE:HG22	40:DS:106:VAL:HG13	1.92	0.50
2:AB:74:ALA:O	2:AB:75:ALA:HB2	2.11	0.50
1:AA:198:G:N2	1:AA:220:G:H1'	2.27	0.50
24:DC:68:ARG:HD3	24:DC:103:ILE:HD13	1.93	0.50
14:AN:42:ASN:HD21	14:AN:46:LYS:HZ1	1.57	0.50
51:B3:56:LEU:H	51:B3:56:LEU:CD2	2.21	0.50
53:CA:322:C:O2	53:CA:332:G:N2	2.44	0.50
10:CJ:30:LYS:HG3	10:CJ:36:VAL:HG22	1.91	0.50
22:DA:2356:U:H2'	22:DA:2357:G:O4'	2.12	0.50
22:DA:1865:U:O4	22:DA:1875:G:C2	2.65	0.50
35:BN:79:LEU:O	35:BN:80:PHE:CB	2.58	0.50
1:AA:327:A:O3'	1:AA:328:C:H4'	2.11	0.50
22:BA:1820:U:O2	24:BC:199:HIS:HB3	2.12	0.50
22:BA:2572:A:N7	25:BD:150:GLN:HB3	2.25	0.50
22:DA:2353:G:H2'	22:DA:2354:C:O4'	2.11	0.50
35:DN:31:HIS:O	35:DN:33:ILE:HG13	2.11	0.50
1:AA:604:G:C2	1:AA:635:A:C2	3.00	0.50
22:DA:2009:A:N6	62:DA:3384:HOH:O	2.45	0.50
1:AA:183:C:O2'	1:AA:184:G:H5'	2.11	0.50
9:AI:11:ARG:HA	9:AI:105:ARG:HH12	1.75	0.50
22:DA:169:G:H2'	22:DA:170:U:C6	2.46	0.50
22:BA:2489:U:O2	22:BA:2491:U:C4	2.64	0.50
34:BM:64:TRP:CH2	34:BM:106:ASP:HB2	2.47	0.50
53:CA:102:G:H2'	53:CA:103:U:H6	1.76	0.50
44:DW:51:GLY:HA2	44:DW:59:PHE:HD2	1.75	0.50
22:BA:1564:C:O2'	22:BA:1565:C:H5'	2.12	0.50
43:DV:27:PRO:O	43:DV:88:HIS:HA	2.12	0.50
48:B0:53:VAL:O	48:B0:54:ILE:O	2.29	0.50
22:BA:2527:C:O5'	22:BA:2527:C:H6	1.93	0.50
5:AE:77:ASN:CG	5:AE:78:GLY:N	2.64	0.50
22:BA:2495:G:O2'	22:BA:2496:C:H5'	2.12	0.50
22:DA:2232:C:OP1	45:DX:26:ARG:NH1	2.44	0.50
31:DJ:44:TYR:CD2	31:DJ:44:TYR:C	2.85	0.50
31:DJ:45:THR:C	31:DJ:47:HIS:N	2.65	0.50
28:BG:117:PRO:HD2	28:BG:120:ILE:HG21	1.94	0.50
1:AA:920:U:H2'	1:AA:921:U:C6	2.46	0.50
22:DA:74:A:H4'	22:DA:75:G:O5'	2.11	0.50

Continued on next page...

Continued from previous page...

Atom-1	Atom-2	Interatomic distance (Å)	Clash overlap (Å)
47:BZ:29:ARG:CG	47:BZ:29:ARG:NH2	2.72	0.50
1:AA:1461:G:H2'	1:AA:1462:C:H6	1.76	0.50
22:DA:311:A:C2	22:DA:328:U:O4	2.64	0.50
37:BP:111:GLU:H	37:BP:111:GLU:CD	2.15	0.50
22:DA:204:A:C4	22:DA:206:U:C4	3.00	0.50
6:CF:86:ARG:HH11	18:CR:63:TYR:HB3	1.71	0.50
22:DA:2307:G:O2'	22:DA:2308:G:C8	2.61	0.50
22:DA:628:G:O2'	22:DA:629:G:C8	2.61	0.50
22:DA:605:G:N3	22:DA:657:U:O2'	2.44	0.50
52:D4:3:VAL:O	52:D4:4:ARG:CB	2.59	0.50
22:DA:1156:A:P	38:DQ:54:ARG:HE	2.34	0.50
22:DA:1171:G:N2	22:DA:1179:G:H1'	2.27	0.50
1:AA:76:G:C2	1:AA:95:C:N3	2.79	0.50
24:BC:203:VAL:O	24:BC:204:LEU:HB2	2.12	0.50
53:CA:255:G:H4'	17:CQ:18:LYS:HB2	1.94	0.50
22:DA:2700:A:C2	22:DA:2708:G:C2	2.99	0.50
5:AE:85:LYS:HG3	5:AE:94:PHE:HB2	1.93	0.50
20:CT:14:GLU:HA	20:CT:17:ARG:HB2	1.93	0.50
22:DA:163:C:O2'	22:DA:164:C:O5'	2.29	0.50
2:AB:19:THR:HB	2:AB:37:VAL:HB	1.92	0.50
55:CM:16:ILE:HD12	55:CM:16:ILE:N	2.27	0.50
55:CM:18:LEU:H	55:CM:18:LEU:HD12	1.75	0.50
12:CL:3:VAL:HG23	12:CL:4:ASN:N	2.24	0.50
22:DA:767:U:O2'	22:DA:768:G:H5'	2.12	0.50
46:BY:41:HIS:NE2	46:BY:42:LEU:HD13	2.27	0.50
35:BN:73:ASN:HA	35:BN:76:VAL:CG1	2.41	0.50
45:DX:63:ILE:CD1	45:DX:64:ASP:H	2.21	0.50
1:AA:112:G:N1	1:AA:330:C:C4	2.80	0.50
2:CB:101:THR:O	2:CB:102:ASN:HB2	2.12	0.50
22:BA:2296:U:C4'	22:BA:2297:A:OP1	2.58	0.50
29:BH:68:ARG:HH22	29:BH:72:ILE:HG21	1.76	0.50
12:AL:74:GLN:O	12:AL:75:GLU:C	2.50	0.50
1:AA:1449:C:C2'	1:AA:1450:U:H5'	2.41	0.50
10:AJ:42:LEU:HB3	10:AJ:43:PRO:CD	2.40	0.50
22:BA:141:G:N1	41:BT:2:ILE:HG23	2.27	0.50
22:BA:2492:U:O2'	22:BA:2493:U:H5'	2.11	0.50
29:BH:16:GLY:C	29:BH:51:ARG:HH21	2.14	0.50
22:BA:2563:U:O2	22:BA:2565:A:H8	1.95	0.50
22:DA:2234:G:C4	22:DA:2235:G:C8	3.00	0.50
19:CS:28:LYS:HB3	19:CS:29:PRO:HD2	1.94	0.50
1:AA:433:G:H2'	1:AA:434:U:H5'	1.93	0.50

Continued on next page...

Continued from previous page...

Atom-1	Atom-2	Interatomic distance (Å)	Clash overlap (Å)
22:DA:2531:A:H5''	28:DG:156:TYR:CZ	2.46	0.50
53:CA:211:G:H2'	53:CA:211:G:N3	2.27	0.50
25:BD:140:HIS:CD2	25:BD:140:HIS:N	2.79	0.50
6:AF:9:MET:HE1	18:AR:64:LEU:HB3	1.92	0.50
24:BC:259:ASN:O	24:BC:260:LYS:HB2	2.11	0.50
6:CF:81:ASN:O	6:CF:83:ALA:N	2.45	0.50
29:DH:103:VAL:C	29:DH:105:ALA:H	2.15	0.50
38:BQ:18:LYS:HG3	38:BQ:18:LYS:O	2.11	0.50
23:BB:8:C:H2'	23:BB:9:G:O5'	2.10	0.50
53:CA:1406:U:H2'	53:CA:1407:C:H5'	1.92	0.50
58:DF:160:LYS:HD3	58:DF:161:SER:N	2.27	0.50
6:AF:66:ALA:HB1	6:AF:67:PRO:HD2	1.94	0.50
22:BA:1000:A:H62	22:BA:1154:G:H2'	1.77	0.50
22:DA:229:C:O2'	22:DA:230:G:C4'	2.60	0.50
49:D1:10:LEU:HD23	49:D1:20:TYR:HB3	1.94	0.50
22:DA:2262:U:H1'	22:DA:2328:A:H1'	1.94	0.50
51:D3:23:HIS:ND1	51:D3:24:LYS:O	2.45	0.50
32:DK:21:CYS:SG	32:DK:39:ILE:HG22	2.52	0.50
32:DK:38:ILE:C	32:DK:39:ILE:HD13	2.32	0.50
22:DA:1053:C:N4	22:DA:1054:A:H62	2.09	0.50
1:AA:1138:G:C2'	1:AA:1138:G:N3	2.61	0.50
22:DA:329:G:O6	42:DU:16:LYS:HB2	2.11	0.50
1:AA:214:C:O2'	1:AA:215:C:O5'	2.29	0.50
22:DA:2415:G:H4'	33:DL:65:GLY:O	2.12	0.50
22:BA:278:A:H2'	22:BA:278:A:N3	2.27	0.50
2:AB:68:PHE:CD2	2:AB:83:ALA:HB1	2.47	0.50
22:DA:2285:C:C5	49:D1:5:ARG:NH2	2.79	0.50
22:DA:570:G:C5	22:DA:2030:A:N7	2.80	0.50
20:CT:2:ASN:O	20:CT:3:ILE:C	2.50	0.50
22:DA:532:A:H4'	22:DA:533:G:C8	2.47	0.50
44:DW:49:ASN:HB2	44:DW:60:ALA:HA	1.93	0.50
40:BS:43:ALA:O	40:BS:47:VAL:HG12	2.11	0.50
22:DA:1877:A:H2'	22:DA:1878:G:C8	2.47	0.50
32:DK:1:MET:HB2	32:DK:32:TYR:HB3	1.93	0.50
22:DA:716:A:C3'	22:DA:717:C:H5''	2.42	0.50
22:DA:64:A:OP1	41:DT:77:ARG:HA	2.10	0.50
37:BP:33:GLU:CA	37:BP:38:ARG:HH11	2.24	0.50
22:DA:2533:U:H4'	22:DA:2664:G:H4'	1.94	0.50
53:CA:1084:G:C5	53:CA:1085:U:C4	3.00	0.50
30:BI:72:THR:HB	30:BI:112:LYS:NZ	2.27	0.50
1:AA:1532:U:H2'	1:AA:1534:A:H5'	1.93	0.50

Continued on next page...

Continued from previous page...

Atom-1	Atom-2	Interatomic distance (Å)	Clash overlap (Å)
25:DD:48:ILE:CG2	25:DD:84:LEU:HD23	2.41	0.50
28:BG:126:THR:HG22	28:BG:127:GLN:N	2.27	0.50
22:BA:2470:G:O2'	22:BA:2471:A:H5'	2.11	0.50
1:AA:279:A:C8	1:AA:279:A:H5'	2.46	0.50
42:BU:94:PHE:O	42:BU:94:PHE:CD1	2.65	0.50
22:DA:2808:G:O2'	22:DA:2809:A:H8	1.92	0.50
1:AA:563:A:C8	1:AA:567:G:O4'	2.64	0.50
34:DM:136:MET:HE1	43:DV:57:TYR:HD2	1.76	0.50
23:BB:94:A:H2'	23:BB:95:U:H6	1.77	0.50
19:AS:79:TYR:CZ	19:AS:80:ARG:HB2	2.46	0.50
37:DP:31:VAL:HG12	37:DP:38:ARG:HG2	1.92	0.50
47:DZ:43:ILE:HD12	47:DZ:44:ARG:N	2.27	0.50
9:CI:15:ALA:O	9:CI:66:VAL:HG23	2.12	0.50
22:DA:2182:U:H2'	22:DA:2183:A:C8	2.47	0.50
18:AR:66:LEU:O	18:AR:67:LEU:HD23	2.11	0.50
1:AA:757:U:O2'	1:AA:879:C:H1'	2.12	0.50
22:DA:1349:C:H2'	22:DA:1350:C:C5	2.46	0.50
53:CA:191:G:H2'	53:CA:192:A:C8	2.47	0.50
12:CL:24:GLU:O	12:CL:25:ALA:HB3	2.12	0.50
33:BL:7:SER:HB2	33:BL:8:PRO:HD2	1.94	0.50
30:DI:105:LEU:HD21	30:DI:129:GLU:OE2	2.12	0.50
5:CE:25:LYS:HB2	5:CE:25:LYS:NZ	2.27	0.50
3:CC:104:GLU:HG2	3:CC:105:VAL:N	2.26	0.50
33:BL:78:ARG:HB3	33:BL:113:ALA:HB3	1.93	0.50
22:DA:995:C:H5'	38:DQ:53:LYS:HG2	1.93	0.50
22:DA:242:G:C8	51:D3:4:LYS:HG3	2.47	0.50
22:DA:49:A:C6	22:DA:177:G:C6	3.00	0.50
22:BA:1075:C:C4	22:BA:1076:C:N4	2.80	0.50
24:DC:166:ARG:HA	24:DC:171:VAL:HA	1.93	0.50
25:BD:99:GLU:CG	25:BD:100:LEU:H	2.24	0.50
39:BR:49:ILE:CG1	39:BR:49:ILE:O	2.59	0.50
53:CA:243:A:H4'	53:CA:244:U:OP2	2.12	0.50
22:DA:1936:A:H2	22:DA:1943:U:O4	1.94	0.50
22:DA:638:G:O2'	22:DA:639:U:O4'	2.22	0.50
35:BN:28:LEU:O	35:BN:32:GLU:N	2.43	0.50
26:BE:145:ASP:HB3	26:BE:184:ASP:HB2	1.94	0.50
22:DA:1186:G:H2'	22:DA:1187:G:O4'	2.12	0.50
22:BA:780:G:H2'	22:BA:782:A:N7	2.27	0.50
3:CC:181:ILE:HG12	3:CC:202:PHE:HB2	1.93	0.50
1:AA:72:A:HO2'	1:AA:73:C:H6	1.60	0.50
17:CQ:67:SER:OG	17:CQ:70:LYS:HB2	2.11	0.50

Continued on next page...

Continued from previous page...

Atom-1	Atom-2	Interatomic distance (Å)	Clash overlap (Å)
22:BA:387:U:H4'	22:BA:388:G:O5'	2.10	0.50
53:CA:1124:G:N2	53:CA:1127:G:N2	2.60	0.50
22:DA:2191:A:H5''	22:DA:2192:U:OP2	2.12	0.50
13:AM:2:ARG:HA	13:AM:7:ASN:O	2.12	0.50
1:AA:1349:A:OP1	9:AI:122:ARG:N	2.44	0.50
30:BI:58:ILE:HG22	30:BI:60:VAL:HG23	1.92	0.50
32:BK:58:LEU:HA	32:BK:89:ASN:OD1	2.11	0.50
4:CD:137:SER:CB	4:CD:138:PRO:HD2	2.39	0.50
49:B1:34:GLU:HG2	49:B1:49:LYS:HG3	1.92	0.50
1:AA:1323:G:H2'	1:AA:1324:A:H8	1.76	0.50
22:BA:1786:A:C4	22:BA:1938:A:C6	2.99	0.50
22:DA:1244:A:HO2'	26:DE:29:HIS:CE1	2.30	0.50
1:AA:1157:A:C5	1:AA:1180:A:C6	3.00	0.50
32:BK:103:VAL:O	32:BK:122:VAL:HB	2.12	0.50
19:CS:52:ASN:HD21	19:CS:55:GLN:N	2.10	0.50
2:CB:9:LEU:C	2:CB:11:ALA:H	2.15	0.50
26:BE:79:ARG:HG2	26:BE:80:SER:H	1.74	0.50
28:BG:82:PHE:CZ	28:BG:137:LYS:HB2	2.46	0.50
22:DA:90:U:H3'	22:DA:91:A:H5''	1.93	0.50
40:DS:32:ALA:O	40:DS:33:LEU:HB2	2.11	0.50
22:BA:2294:G:H5''	36:BO:10:ARG:HD3	1.94	0.50
16:AP:67:ILE:CG2	16:AP:72:ALA:HB2	2.42	0.50
22:DA:836:G:C6	22:DA:837:C:C4	3.00	0.50
12:AL:2:THR:HB	12:AL:5:GLN:HG3	1.94	0.50
22:DA:109:C:H4'	22:DA:348:A:H4'	1.94	0.50
33:BL:104:GLN:HA	33:BL:104:GLN:HE21	1.76	0.50
1:AA:276:G:O3'	17:AQ:44:HIS:HE1	1.95	0.50
22:BA:807:U:H2'	22:BA:808:G:H8	1.76	0.50
1:AA:1477:U:H2'	1:AA:1478:U:C6	2.46	0.50
22:DA:1478:G:C6	22:DA:1514:G:C2	3.00	0.50
1:AA:767:A:H2'	1:AA:768:A:O4'	2.12	0.50
24:DC:152:GLN:HA	24:DC:155:ARG:HD3	1.94	0.50
1:AA:1316:G:H5''	1:AA:1317:C:OP2	2.12	0.50
55:CM:28:ARG:HD2	55:CM:28:ARG:O	2.12	0.50
29:BH:53:GLU:HG2	29:BH:53:GLU:O	2.11	0.50
9:AI:21:LYS:HG2	9:AI:22:PRO:HD2	1.94	0.50
22:DA:678:C:H2'	22:DA:679:C:C6	2.47	0.50
22:BA:900:A:C3'	22:BA:901:C:H5'	2.41	0.50
22:DA:1608:A:N7	22:DA:1611:C:N4	2.60	0.50
44:BW:22:VAL:O	44:BW:25:PHE:HB2	2.11	0.50
44:BW:51:GLY:HA3	44:BW:59:PHE:HE2	1.72	0.50

Continued on next page...

Continued from previous page...

Atom-1	Atom-2	Interatomic distance (Å)	Clash overlap (Å)
42:DU:73:ASN:HB3	42:DU:95:PHE:CE2	2.47	0.50
54:CG:16:LYS:HE2	9:CI:45:MET:SD	2.51	0.50
28:BG:117:PRO:O	28:BG:118:ALA:O	2.29	0.50
22:DA:1063:G:H2'	22:DA:1064:C:C6	2.47	0.50
1:AA:1022:A:H2'	1:AA:1023:U:O4'	2.12	0.50
22:DA:1237:A:O2'	22:DA:1238:G:H4'	2.11	0.50
38:BQ:114:ALA:C	38:BQ:116:LEU:N	2.65	0.50
53:CA:1268:G:H21	53:CA:1327:C:C1'	2.23	0.50
53:CA:410:G:P	4:CD:25:ARG:HD2	2.52	0.50
26:DE:126:VAL:HG13	26:DE:127:GLU:N	2.27	0.50
53:CA:1243:C:N4	53:CA:1244:G:O6	2.45	0.50
2:CB:127:LYS:HE2	2:CB:136:ARG:NH2	2.27	0.50
25:BD:110:THR:HA	25:BD:171:THR:HA	1.93	0.50
24:BC:12:ARG:CG	24:BC:12:ARG:NH1	2.59	0.50
1:AA:198:G:H2'	1:AA:199:A:C8	2.46	0.50
27:BF:134:GLN:NE2	27:BF:150:GLY:H	2.10	0.50
22:DA:2151:U:H2'	22:DA:2152:G:C8	2.47	0.50
1:AA:1167:A:C8	1:AA:1169:A:C6	3.00	0.50
4:AD:29:THR:HG22	4:AD:30:LYS:N	2.27	0.50
42:BU:42:LYS:HD3	42:BU:42:LYS:N	2.26	0.50
53:CA:693:G:OP1	11:CK:126:ARG:NH1	2.37	0.50
22:BA:1605:C:H3'	22:BA:1606:C:C5'	2.42	0.50
22:DA:2899:A:O2'	22:DA:2900:A:H5'	2.11	0.50
8:CH:9:MET:HG3	8:CH:26:MET:SD	2.52	0.50
22:BA:790:U:O2'	22:BA:791:C:C5'	2.60	0.50
22:DA:8:C:O2'	22:DA:9:G:H5'	2.11	0.50
22:BA:1858:A:O2'	22:BA:1859:U:C5'	2.60	0.50
22:BA:2199:A:H5'	22:BA:2200:C:H5	1.77	0.50
36:DO:88:LYS:O	36:DO:89:ASP:HB3	2.12	0.50
1:AA:1449:C:H2'	1:AA:1450:U:H5'	1.93	0.50
35:DN:103:ARG:HG3	35:DN:104:ALA:H	1.77	0.50
53:CA:930:C:H2'	53:CA:931:C:H5'	1.92	0.50
53:CA:936:C:H2'	53:CA:937:A:H8	1.77	0.50
22:DA:870:U:C2'	22:DA:871:U:H5'	2.42	0.50
22:DA:526:A:C6	22:DA:2626:C:H4'	2.47	0.50
53:CA:828:U:C2'	53:CA:829:G:O5'	2.59	0.50
2:AB:148:GLY:HA2	2:AB:151:LYS:HB3	1.93	0.50
22:BA:2515:C:O2'	22:BA:2516:A:H5'	2.12	0.50
27:BF:87:LYS:HG3	27:BF:88:VAL:N	2.26	0.50
1:AA:393:A:OP2	16:AP:12:LYS:HD2	2.12	0.50
45:DX:58:ILE:HG12	45:DX:66:VAL:HG11	1.92	0.50

Continued on next page...

Continued from previous page...

Atom-1	Atom-2	Interatomic distance (Å)	Clash overlap (Å)
22:DA:2688:G:H1'	22:DA:2721:A:N6	2.27	0.50
22:BA:2531:A:P	28:BG:174:LYS:HG3	2.52	0.50
38:BQ:68:ALA:O	38:BQ:71:ASN:N	2.44	0.50
5:CE:105:ILE:O	5:CE:105:ILE:HG22	2.10	0.50
22:DA:1229:C:H2'	22:DA:1230:A:C8	2.47	0.50
22:DA:752:A:O2'	22:DA:753:A:OP2	2.19	0.50
28:DG:98:LYS:HB2	28:DG:101:VAL:HB	1.93	0.50
22:DA:1754:A:C6	22:DA:1755:A:C6	3.00	0.50
22:BA:1411:U:C4	22:BA:1412:U:C4	3.00	0.50
22:DA:1563:U:H2'	22:DA:1564:C:C6	2.46	0.50
34:DM:13:HIS:O	34:DM:14:LYS:HB2	2.12	0.50
22:BA:2257:U:O2'	22:BA:2258:C:H5'	2.12	0.50
10:AJ:70:HIS:H	10:AJ:70:HIS:CD2	2.29	0.50
25:BD:177:VAL:HG23	25:BD:177:VAL:O	2.11	0.50
17:AQ:49:ASN:O	17:AQ:50:ASN:C	2.49	0.50
22:DA:2250:G:H21	22:DA:2496:C:H5''	1.76	0.50
22:BA:1179:G:C5	22:BA:1180:U:C1'	2.81	0.49
27:BF:35:LEU:O	27:BF:35:LEU:HD12	2.11	0.49
22:BA:1079:C:C4	22:BA:1088:A:C2	2.97	0.49
53:CA:1152:A:H2'	53:CA:1153:G:C8	2.47	0.49
10:CJ:45:ARG:O	10:CJ:46:LYS:C	2.49	0.49
22:DA:1475:G:O2'	22:DA:1476:U:H6	1.95	0.49
32:DK:115:ILE:HG22	32:DK:116:ILE:N	2.27	0.49
22:DA:2798:U:H5'	22:DA:2800:A:N6	2.27	0.49
22:BA:271:G:C4	22:BA:272:A:N7	2.80	0.49
22:DA:1062:G:OP1	22:DA:1070:A:OP2	2.30	0.49
22:BA:2389:G:H5''	22:BA:2390:U:O4'	2.12	0.49
22:DA:78:U:H2'	22:DA:79:C:C6	2.46	0.49
46:DY:57:LEU:HD13	46:DY:60:LYS:HE3	1.94	0.49
38:BQ:85:ALA:O	38:BQ:87:VAL:C	2.51	0.49
22:DA:1304:A:C6	22:DA:1305:C:C4	3.00	0.49
19:CS:68:HIS:HB3	19:CS:72:GLU:HG3	1.93	0.49
22:DA:476:G:O2'	22:DA:477:A:H3'	2.10	0.49
53:CA:1050:G:O6	53:CA:1209:C:N3	2.45	0.49
22:DA:332:A:C8	22:DA:335:C:N4	2.80	0.49
30:BI:21:PRO:HB2	30:BI:22:PRO:HD3	1.94	0.49
35:DN:98:LEU:HD21	48:D0:53:VAL:HG11	1.93	0.49
12:AL:23:LEU:C	12:AL:25:ALA:H	2.14	0.49
52:D4:3:VAL:HB	52:D4:37:GLN:OE1	2.11	0.49
22:DA:2748:A:C2	22:DA:2757:A:C5	3.00	0.49
53:CA:239:U:H5''	53:CA:239:U:H6	1.75	0.49

Continued on next page...

Continued from previous page...

Atom-1	Atom-2	Interatomic distance (Å)	Clash overlap (Å)
24:DC:65:ASP:OD2	24:DC:68:ARG:HG2	2.12	0.49
1:AA:72:A:O2'	1:AA:73:C:O4'	2.28	0.49
27:BF:37:MET:HE3	27:BF:151:LEU:HB3	1.93	0.49
22:DA:2502:G:H5'	22:DA:2503:A:H5''	1.94	0.49
5:CE:56:PRO:O	5:CE:59:ILE:HG23	2.11	0.49
24:DC:127:ASN:O	24:DC:190:THR:HA	2.12	0.49
21:CU:33:ARG:HH22	21:CU:34:ARG:HH11	1.59	0.49
27:BF:120:SER:O	27:BF:127:TYR:CD1	2.65	0.49
36:BO:31:THR:HG23	36:BO:34:HIS:H	1.76	0.49
53:CA:1264:U:H2'	53:CA:1265:C:H6	1.72	0.49
24:BC:29:PHE:CZ	24:BC:31:PRO:HG2	2.46	0.49
6:AF:46:GLN:HE21	6:AF:46:GLN:HA	1.77	0.49
53:CA:69:G:H2'	53:CA:70:U:C6	2.47	0.49
53:CA:72:A:H2'	53:CA:73:C:C6	2.47	0.49
53:CA:612:C:H2'	53:CA:613:C:C6	2.46	0.49
22:DA:1722:A:O2'	22:DA:1723:G:O4'	2.29	0.49
39:DR:8:GLY:HA3	39:DR:23:GLU:HG2	1.92	0.49
53:CA:1087:G:N2	53:CA:1099:G:H1'	2.27	0.49
37:DP:7:LEU:HD12	37:DP:7:LEU:O	2.12	0.49
10:AJ:22:THR:HG22	10:AJ:23:ALA:N	2.26	0.49
36:DO:67:ASN:H	36:DO:70:ALA:HB3	1.76	0.49
22:BA:1830:C:H2'	22:BA:1831:G:C8	2.46	0.49
25:BD:190:LYS:O	25:BD:191:GLY:O	2.29	0.49
16:AP:67:ILE:HG23	16:AP:68:SER:O	2.11	0.49
53:CA:1480:A:C5	53:CA:1481:U:C5	3.00	0.49
12:AL:115:LYS:O	12:AL:116:TYR:CB	2.60	0.49
36:BO:36:TYR:HD2	36:BO:36:TYR:N	2.10	0.49
53:CA:1391:U:O2'	53:CA:1392:G:H5'	2.12	0.49
45:DX:58:ILE:HG22	45:DX:58:ILE:O	2.12	0.49
22:BA:807:U:C2	22:BA:808:G:C8	3.00	0.49
57:DB:84:G:N2	57:DB:93:C:C2	2.79	0.49
1:AA:66:A:O4'	1:AA:173:U:C4	2.65	0.49
53:CA:360:G:O2'	53:CA:361:G:H5'	2.13	0.49
42:BU:25:LYS:O	42:BU:26:ASN:HB3	2.12	0.49
22:BA:2049:G:C2'	22:BA:2050:C:H5'	2.42	0.49
1:AA:307:C:O5'	1:AA:307:C:H6	1.95	0.49
22:DA:270:A:N1	22:DA:369:U:H1'	2.26	0.49
8:AH:15:ASN:O	8:AH:18:ALA:HB3	2.12	0.49
58:DF:13:LYS:N	58:DF:13:LYS:HD2	2.27	0.49
38:DQ:63:ARG:O	38:DQ:66:ALA:N	2.39	0.49
22:DA:379:G:N1	22:DA:380:G:C4	2.80	0.49

Continued on next page...

Continued from previous page...

Atom-1	Atom-2	Interatomic distance (Å)	Clash overlap (Å)
22:DA:81:G:H2'	22:DA:82:U:O4'	2.13	0.49
38:DQ:87:VAL:HG11	39:DR:52:PRO:CG	2.42	0.49
41:DT:39:THR:CG2	41:DT:42:GLU:HB2	2.29	0.49
26:BE:27:LEU:O	26:BE:31:VAL:HG23	2.12	0.49
22:DA:503:A:C5	22:DA:506:G:C5	3.00	0.49
22:DA:2682:A:O2'	22:DA:2683:C:O5'	2.30	0.49
30:BI:27:LEU:HD12	30:BI:27:LEU:C	2.33	0.49
5:CE:68:ARG:O	5:CE:70:MET:HG2	2.12	0.49
22:DA:876:C:N4	22:DA:902:C:C4	2.80	0.49
22:DA:668:A:C5	22:DA:670:A:C8	3.00	0.49
1:AA:213:G:N7	1:AA:214:C:C4	2.80	0.49
1:AA:500:G:H2'	1:AA:501:C:C6	2.46	0.49
22:DA:197:A:N6	22:DA:2430:A:H2'	2.19	0.49
22:DA:1416:G:C2	22:DA:1417:C:C4	3.00	0.49
22:DA:1416:G:N1	22:DA:1417:C:C4	2.80	0.49
24:BC:15:VAL:HA	24:BC:203:VAL:HG11	1.94	0.49
22:DA:2571:U:H2'	22:DA:2572:A:OP1	2.11	0.49
22:BA:228:C:H4'	22:BA:229:C:C5'	2.38	0.49
11:AK:62:ALA:CB	11:AK:91:GLY:HA3	2.41	0.49
43:DV:75:GLN:HG3	43:DV:92:VAL:HG13	1.93	0.49
22:BA:1256:G:H2'	26:BE:77:ILE:HD11	1.91	0.49
29:DH:89:LYS:HD2	29:DH:124:THR:HA	1.93	0.49
43:BV:20:LEU:HD23	43:BV:25:LYS:HB2	1.94	0.49
24:BC:140:VAL:HG11	24:BC:189:ALA:HB1	1.93	0.49
1:AA:258:G:N2	1:AA:259:G:H1'	2.26	0.49
58:DF:36:ASN:O	58:DF:37:MET:CB	2.60	0.49
22:BA:1858:A:O2'	22:BA:1859:U:O5'	2.30	0.49
51:D3:18:LYS:HD2	51:D3:19:GLY:H	1.77	0.49
33:DL:93:ASN:O	33:DL:95:LEU:N	2.40	0.49
41:BT:69:ARG:NE	41:BT:70:HIS:H	2.11	0.49
22:DA:1351:C:O2'	22:DA:1571:A:H1'	2.12	0.49
41:BT:23:ALA:C	41:BT:25:GLU:H	2.15	0.49
22:BA:1799:G:H4'	22:BA:1800:C:O5'	2.11	0.49
22:BA:21:A:O2'	22:BA:22:C:H5'	2.12	0.49
22:BA:1568:G:H4'	24:BC:58:LYS:HG2	1.94	0.49
22:DA:2550:G:C5	22:DA:2551:C:C4	3.00	0.49
53:CA:502:A:H2'	53:CA:503:C:O4'	2.12	0.49
22:BA:149:A:H2'	22:BA:150:U:H6	1.77	0.49
22:BA:1498:C:O2'	22:BA:1499:C:C6	2.63	0.49
38:DQ:77:LYS:CE	38:DQ:116:LEU:HD11	2.42	0.49
45:DX:36:ARG:HG2	45:DX:47:THR:HB	1.94	0.49

Continued on next page...

Continued from previous page...

Atom-1	Atom-2	Interatomic distance (Å)	Clash overlap (Å)
22:DA:357:C:H2'	22:DA:358:U:H6	1.77	0.49
35:BN:13:ASN:O	35:BN:14:SER:C	2.50	0.49
49:D1:43:ARG:HB2	49:D1:43:ARG:NH2	2.27	0.49
5:AE:45:VAL:CG2	5:AE:117:ALA:HA	2.42	0.49
2:CB:186:VAL:O	2:CB:186:VAL:HG23	2.12	0.49
26:DE:178:VAL:HG13	26:DE:179:SER:N	2.27	0.49
22:DA:2316:G:H2'	22:DA:2317:A:H8	1.77	0.49
22:BA:1998:A:O2'	22:BA:1999:C:H5'	2.12	0.49
53:CA:1317:C:OP1	14:CN:56:PRO:HD2	2.12	0.49
22:DA:1810:A:H3'	22:DA:1811:G:C8	2.46	0.49
31:BJ:45:THR:H	31:BJ:46:PRO:HD3	1.77	0.49
22:DA:1326:U:O2'	22:DA:1327:A:O5'	2.30	0.49
22:BA:904:G:C2	22:BA:905:A:N9	2.80	0.49
22:DA:380:G:H4'	45:DX:15:ASN:O	2.11	0.49
22:DA:1816:C:O2'	22:DA:1817:G:P	2.70	0.49
1:AA:1052:U:C5'	1:AA:1053:G:OP2	2.59	0.49
17:AQ:45:VAL:O	17:AQ:47:ASP:OD1	2.30	0.49
22:DA:1071:G:O6	22:DA:1091:G:N7	2.46	0.49
51:B3:31:ILE:HG13	51:B3:31:ILE:O	2.11	0.49
22:DA:2295:C:H2'	22:DA:2296:U:H5'	1.93	0.49
11:AK:126:ARG:C	21:AU:33:ARG:HH12	2.15	0.49
21:AU:7:GLU:HB2	21:AU:11:PHE:CE1	2.47	0.49
22:DA:1303:G:O2'	22:DA:1304:A:C8	2.50	0.49
53:CA:1316:G:H22	53:CA:1318:A:H3'	1.76	0.49
53:CA:21:G:H1'	53:CA:914:A:N6	2.27	0.49
22:DA:1390:U:O2'	22:DA:1391:U:H5'	2.12	0.49
22:DA:2305:U:OP1	58:DF:132:ARG:HG3	2.12	0.49
48:D0:41:HIS:C	48:D0:41:HIS:ND1	2.66	0.49
35:DN:98:LEU:O	35:DN:112:TYR:HB2	2.12	0.49
22:DA:670:A:H1'	22:DA:671:C:OP2	2.13	0.49
25:BD:91:THR:C	25:BD:93:GLY:N	2.63	0.49
1:AA:1005:A:H2'	1:AA:1006:G:O4'	2.12	0.49
22:DA:1998:A:H4'	22:DA:2724:U:O2'	2.12	0.49
40:DS:10:ALA:HB3	40:DS:101:SER:O	2.12	0.49
22:DA:2750:A:H1'	22:DA:2752:C:H41	1.77	0.49
29:DH:90:LEU:HB3	29:DH:123:ARG:HD2	1.94	0.49
8:AH:105:THR:HG22	8:AH:121:GLY:O	2.13	0.49
1:AA:198:G:C6	1:AA:220:G:C2	3.00	0.49
22:DA:1112:G:O2'	22:DA:1113:U:C5'	2.60	0.49
1:AA:1226:C:H4'	1:AA:1227:A:OP1	2.11	0.49
53:CA:496:A:C2'	53:CA:496:A:N3	2.73	0.49

Continued on next page...

Continued from previous page...

Atom-1	Atom-2	Interatomic distance (Å)	Clash overlap (Å)
11:AK:22:ILE:HG13	11:AK:22:ILE:O	2.11	0.49
22:DA:945:A:C8	22:DA:2448:A:C2	2.99	0.49
8:AH:9:MET:CE	8:AH:32:LYS:HA	2.42	0.49
22:BA:580:U:H2'	22:BA:581:C:C6	2.47	0.49
1:AA:1160:G:N2	1:AA:1161:C:C2	2.81	0.49
39:BR:81:LYS:N	39:BR:81:LYS:HD3	2.25	0.49
1:AA:1381:U:H2'	1:AA:1382:C:C6	2.48	0.49
47:DZ:28:LEU:HD23	47:DZ:28:LEU:N	2.28	0.49
35:BN:23:ASN:H	35:BN:23:ASN:HD22	1.58	0.49
53:CA:888:G:H3'	53:CA:889:A:C5'	2.41	0.49
15:AO:16:ARG:O	15:AO:17:ASP:CB	2.60	0.49
35:BN:74:GLU:O	35:BN:77:ALA:HB3	2.12	0.49
22:DA:1973:G:C6	22:DA:1974:C:N4	2.80	0.49
23:BB:94:A:O2'	23:BB:95:U:H5'	2.11	0.49
22:BA:1494:A:O2'	22:BA:1495:A:H5'	2.12	0.49
33:BL:127:VAL:HG23	33:BL:131:ALA:HB3	1.93	0.49
53:CA:527:G:C2	53:CA:528:C:C6	3.00	0.49
22:BA:2436:G:N3	22:BA:2598:A:H2	2.11	0.49
26:BE:5:LEU:HD12	26:BE:10:SER:HB3	1.94	0.49
53:CA:866:C:C4	53:CA:867:G:H1'	2.47	0.49
53:CA:865:A:C2	53:CA:918:A:H4'	2.47	0.49
5:CE:11:GLN:HG3	5:CE:40:ASP:O	2.12	0.49
44:BW:58:LEU:N	44:BW:58:LEU:HD13	2.27	0.49
3:CC:118:SER:O	3:CC:122:GLN:HG2	2.13	0.49
22:DA:2223:G:H2'	22:DA:2224:G:H5'	1.94	0.49
22:BA:1082:U:H5'	30:BI:117:THR:HB	1.94	0.49
44:DW:54:ARG:C	44:DW:56:HIS:H	2.16	0.49
44:BW:39:GLN:O	44:BW:41:GLY:N	2.45	0.49
22:BA:1060:U:O4'	22:BA:1062:G:C5'	2.54	0.49
9:CI:44:ARG:HH21	9:CI:48:ARG:NH1	2.10	0.49
22:DA:432:A:O2'	22:DA:433:C:H5'	2.12	0.49
22:DA:1071:G:N2	22:DA:1090:A:OP2	2.44	0.49
22:DA:1075:C:O2'	22:DA:1076:C:H6	1.95	0.49
53:CA:85:U:O2	53:CA:85:U:O4'	2.31	0.49
22:DA:1236:G:O2'	22:DA:1237:A:C8	2.65	0.49
14:CN:68:ARG:NH1	14:CN:80:ARG:HH12	2.10	0.49
22:BA:1485:U:C2	22:BA:1505:A:C2	3.00	0.49
53:CA:989:U:C4	53:CA:990:C:N4	2.80	0.49
22:DA:320:A:N7	26:DE:132:LYS:HB2	2.28	0.49
57:DB:75:G:H1'	43:DV:29:ILE:HG12	1.94	0.49
22:DA:811:U:C5'	22:DA:812:C:OP2	2.52	0.49

Continued on next page...

Continued from previous page...

Atom-1	Atom-2	Interatomic distance (Å)	Clash overlap (Å)
22:DA:657:U:H2'	22:DA:658:U:C6	2.48	0.49
22:DA:1992:G:N2	22:DA:1995:U:H5	2.11	0.49
1:AA:213:G:C8	1:AA:214:C:C5	3.00	0.49
22:DA:2746:U:C2'	22:DA:2747:G:H5'	2.41	0.49
4:AD:167:PRO:HB2	4:AD:170:LEU:CD1	2.35	0.49
1:AA:1305:G:HO2'	1:AA:1306:A:H8	1.61	0.49
28:DG:83:THR:O	28:DG:140:ILE:HD12	2.13	0.49
22:BA:1327:A:N6	22:BA:1328:A:C2	2.80	0.49
7:AG:114:SER:H	7:AG:117:LEU:HD12	1.78	0.49
22:BA:475:C:C4	22:BA:481:G:O6	2.65	0.49
22:DA:984:A:HO2'	22:DA:985:C:P	2.31	0.49
32:BK:7:MET:SD	32:BK:20:MET:HB2	2.52	0.49
22:DA:2898:U:H2'	22:DA:2899:A:H8	1.76	0.49
29:DH:147:VAL:O	29:DH:148:ALA:HB3	2.13	0.49
22:BA:457:A:O4'	22:BA:459:U:C6	2.66	0.49
53:CA:510:A:H5''	53:CA:511:C:P	2.52	0.49
22:DA:1652:A:C2	22:DA:2006:C:N3	2.80	0.49
1:AA:1159:U:N3	1:AA:1182:G:C5	2.81	0.49
49:D1:8:ILE:HG22	49:D1:9:LYS:N	2.27	0.49
31:BJ:97:PRO:C	31:BJ:99:ARG:H	2.14	0.49
35:BN:2:ARG:NH1	35:BN:5:LYS:O	2.46	0.49
1:AA:322:C:O2'	20:AT:17:ARG:CG	2.60	0.49
8:AH:48:PHE:HA	8:AH:60:LEU:HD23	1.93	0.49
15:CO:23:SER:HB3	15:CO:26:VAL:CG2	2.43	0.49
12:CL:46:SER:O	12:CL:47:ALA:HB2	2.12	0.49
36:BO:55:GLU:HB2	36:BO:58:ILE:HG13	1.93	0.49
37:BP:96:LEU:HD12	37:BP:98:TYR:HE1	1.77	0.49
22:BA:14:A:N7	22:BA:15:G:C8	2.81	0.49
1:AA:1489:G:C2'	1:AA:1490:U:H5'	2.42	0.49
7:AG:49:LEU:CD1	7:AG:60:ALA:HB1	2.42	0.49
7:AG:39:GLU:HB2	7:AG:43:TYR:CE2	2.47	0.49
3:CC:5:HIS:CD2	3:CC:183:TYR:HE2	2.29	0.49
38:BQ:46:TYR:CZ	38:BQ:50:ARG:NH1	2.80	0.49
22:BA:2847:U:C2'	22:BA:2848:G:H5'	2.42	0.49
1:AA:591:U:H2'	1:AA:592:G:H8	1.77	0.49
25:BD:74:GLU:O	25:BD:75:ALA:C	2.51	0.49
24:DC:259:ASN:OD1	24:DC:262:THR:HG23	2.12	0.49
22:DA:2852:G:H2'	22:DA:2853:C:O4'	2.13	0.49
22:DA:736:C:O5'	22:DA:736:C:H6	1.95	0.49
39:DR:3:ALA:HB2	39:DR:101:ILE:HD13	1.95	0.49
22:DA:2506:U:H3'	22:DA:2506:U:H6	1.78	0.49

Continued on next page...

Continued from previous page...

Atom-1	Atom-2	Interatomic distance (Å)	Clash overlap (Å)
55:CM:2:ARG:HA	55:CM:7:ASN:O	2.12	0.49
22:DA:862:G:H2'	22:DA:863:A:O4'	2.13	0.49
45:BX:39:VAL:O	45:BX:41:SER:N	2.40	0.49
57:DB:54:G:N2	58:DF:25:MET:HE1	2.28	0.49
41:BT:11:LEU:HG	41:BT:46:ALA:HB1	1.93	0.49
41:BT:44:LYS:O	41:BT:48:GLN:HG2	2.13	0.49
22:BA:1340:U:O2	22:BA:1340:U:H2'	2.12	0.49
2:AB:41:ASN:HD22	2:AB:42:LEU:N	2.10	0.49
8:CH:77:VAL:HG12	8:CH:84:ILE:HG13	1.93	0.49
19:CS:35:ARG:NH1	19:CS:76:THR:HG22	2.27	0.49
22:DA:311:A:O2'	22:DA:332:A:O4'	2.23	0.49
33:DL:79:LEU:CA	33:DL:82:LEU:HD11	2.40	0.49
29:BH:89:LYS:HG2	29:BH:90:LEU:N	2.16	0.49
26:BE:119:ILE:CD1	26:BE:187:VAL:HA	2.42	0.49
1:AA:548:G:H5''	1:AA:548:G:H8	1.78	0.49
47:DZ:16:LEU:HD23	47:DZ:19:HIS:CD2	2.48	0.49
22:DA:673:C:C2'	22:DA:674:G:H5'	2.42	0.49
1:AA:953:G:C2	1:AA:954:G:H1'	2.47	0.49
22:DA:2142:A:H2'	22:DA:2143:C:H4'	1.95	0.49
24:DC:161:VAL:HG13	24:DC:174:ARG:O	2.12	0.49
24:BC:69:ASN:O	24:BC:70:LYS:C	2.50	0.49
46:BY:59:GLU:O	46:BY:63:ALA:HB3	2.12	0.49
44:DW:49:ASN:OD1	44:DW:80:SER:HA	2.13	0.49
3:CC:133:MET:HB2	3:CC:150:VAL:HG21	1.94	0.49
22:DA:1652:A:OP1	35:DN:8:ARG:HD3	2.12	0.49
26:BE:46:GLN:CG	26:BE:87:ALA:H	2.24	0.49
53:CA:951:G:H1'	53:CA:970:C:O2'	2.11	0.49
53:CA:770:C:O2'	53:CA:771:G:H5'	2.11	0.49
12:CL:51:VAL:HG12	12:CL:52:CYS:N	2.26	0.49
33:DL:3:LEU:O	33:DL:4:ASN:C	2.51	0.49
37:BP:77:SER:HG	37:BP:79:VAL:HG13	1.77	0.49
1:AA:685:G:O2'	1:AA:686:U:H5'	2.13	0.49
26:DE:111:GLU:HB2	26:DE:114:ARG:HH21	1.77	0.49
47:BZ:43:ILE:HG13	47:BZ:44:ARG:N	2.26	0.49
25:DD:101:PHE:HE2	25:DD:205:PRO:HD3	1.78	0.49
9:CI:5:TYR:O	9:CI:19:PHE:HA	2.13	0.49
29:BH:81:ALA:HB2	29:BH:147:VAL:HG23	1.94	0.49
36:BO:55:GLU:OE1	36:BO:81:ARG:NH1	2.45	0.49
7:AG:145:GLU:HA	7:AG:148:LYS:HD2	1.94	0.49
22:DA:1688:U:O2	22:DA:1700:A:H5'	2.13	0.49
53:CA:546:A:P	4:CD:68:GLU:HB3	2.52	0.49

Continued on next page...

Continued from previous page...

Atom-1	Atom-2	Interatomic distance (Å)	Clash overlap (Å)
42:BU:25:LYS:HG2	42:BU:36:GLU:HB3	1.95	0.49
22:DA:1426:G:H8	22:DA:1426:G:OP2	1.95	0.49
30:DI:28:GLY:O	30:DI:29:GLN:C	2.50	0.49
35:BN:15:SER:HB3	62:BN:201:HOH:O	2.12	0.49
22:BA:733:G:C8	22:BA:761:A:N6	2.81	0.49
22:BA:686:U:H1'	50:B2:6:GLN:O	2.12	0.49
28:DG:19:ASN:N	28:DG:19:ASN:HD22	2.11	0.49
22:BA:1566:A:H5'	24:BC:213:ARG:NH1	2.28	0.49
1:AA:518:C:OP2	1:AA:530:G:H1'	2.12	0.49
25:DD:196:ALA:O	25:DD:197:THR:C	2.50	0.49
22:BA:1705:A:N6	22:BA:1706:C:H42	2.10	0.49
38:BQ:63:ARG:NH2	38:BQ:96:ASP:CA	2.76	0.49
31:DJ:45:THR:HG23	31:DJ:45:THR:O	2.13	0.49
6:AF:91:ARG:CG	6:AF:92:THR:H	2.23	0.49
22:DA:2336:A:C8	44:DW:40:ARG:NH2	2.81	0.49
9:AI:9:GLY:HA2	9:AI:80:HIS:HD2	1.77	0.49
45:DX:32:LEU:HD22	45:DX:32:LEU:N	2.27	0.49
22:BA:2365:G:H2'	22:BA:2366:A:C8	2.48	0.49
22:DA:489:G:H2'	22:DA:491:G:H8	1.78	0.49
22:DA:2394:C:N4	51:D3:30:HIS:CE1	2.80	0.49
22:DA:1826:G:P	24:DC:220:ARG:HB3	2.51	0.49
17:AQ:18:LYS:O	17:AQ:47:ASP:OD2	2.31	0.49
53:CA:83:C:H2'	53:CA:83:C:O2	2.13	0.49
2:CB:114:LYS:HA	2:CB:117:GLU:CG	2.33	0.49
22:BA:164:C:H2'	22:BA:165:A:O4'	2.13	0.49
53:CA:1314:C:H2'	53:CA:1315:U:O4'	2.13	0.49
53:CA:1215:G:C2'	53:CA:1216:A:H8	2.25	0.49
22:DA:340:A:H2'	22:DA:341:C:O4'	2.11	0.49
22:DA:1926:U:H1'	22:DA:1929:G:C6	2.48	0.49
11:CK:84:MET:HG2	11:CK:110:THR:OG1	2.12	0.49
2:CB:128:LEU:O	2:CB:129:THR:C	2.51	0.49
22:DA:976:G:H5'	22:DA:1156:A:N6	2.28	0.49
38:DQ:50:ARG:O	38:DQ:54:ARG:HD3	2.11	0.49
22:BA:2148:G:HO2'	22:BA:2149:U:P	2.36	0.49
24:BC:171:VAL:O	24:BC:182:LYS:HA	2.12	0.49
11:AK:22:ILE:HG21	11:AK:95:THR:HG21	1.95	0.49
57:DB:6:G:H4'	57:DB:28:C:H4'	1.95	0.49
43:DV:61:LEU:N	43:DV:61:LEU:HD23	2.22	0.49
38:BQ:51:GLN:HA	38:BQ:54:ARG:HD2	1.94	0.49
22:DA:948:C:H6	22:DA:948:C:O5'	1.96	0.49
40:BS:19:LEU:O	48:B0:21:LEU:HD12	2.12	0.49

Continued on next page...

Continued from previous page...

Atom-1	Atom-2	Interatomic distance (Å)	Clash overlap (Å)
53:CA:1336:C:O2'	53:CA:1337:G:C4	2.62	0.49
53:CA:54:C:N4	53:CA:352:C:H2'	2.27	0.49
20:AT:33:LYS:HE2	20:AT:33:LYS:N	2.28	0.49
36:BO:116:GLN:O	36:BO:117:PHE:HB3	2.12	0.49
27:BF:76:PHE:O	27:BF:77:LYS:HB2	2.12	0.49
53:CA:708:C:H4'	11:CK:38:GLY:HA3	1.94	0.49
4:CD:93:LEU:O	4:CD:96:ARG:HG3	2.13	0.49
47:DZ:46:MET:O	47:DZ:49:ALA:HB3	2.13	0.49
19:CS:10:ILE:HG22	19:CS:14:LEU:HD21	1.95	0.49
41:DT:10:VAL:HG23	41:DT:11:LEU:H	1.76	0.49
13:AM:13:HIS:HB3	13:AM:41:ASP:HA	1.93	0.49
18:CR:19:GLU:CD	18:CR:20:ILE:H	2.15	0.49
22:DA:470:A:C2	22:DA:471:A:C4	3.00	0.49
21:AU:41:THR:O	21:AU:45:LYS:HB2	2.11	0.49
45:DX:36:ARG:HA	45:DX:47:THR:HA	1.94	0.49
33:BL:132:ARG:HG3	33:BL:142:ILE:HD12	1.94	0.49
5:CE:40:ASP:CG	5:CE:41:GLY:H	2.15	0.49
27:BF:60:SER:O	27:BF:61:GLY:C	2.49	0.49
6:AF:12:PRO:HA	6:AF:15:SER:HB2	1.94	0.49
53:CA:872:A:C5	53:CA:874:G:C8	3.01	0.49
22:BA:182:A:C6	22:BA:183:C:C4	3.00	0.49
22:DA:1401:G:C5	22:DA:1402:U:C4	3.00	0.49
30:BI:90:GLY:O	30:BI:92:PRO:HD3	2.12	0.49
25:BD:184:ARG:HH11	37:BP:6:GLN:NE2	2.10	0.49
42:DU:81:ARG:HB2	42:DU:96:LYS:HD2	1.95	0.49
53:CA:1139:G:H4'	53:CA:1140:C:O5'	2.11	0.49
12:CL:29:LYS:O	12:CL:80:LEU:HD12	2.12	0.49
25:BD:98:VAL:O	25:BD:99:GLU:C	2.51	0.49
22:DA:2321:U:O2	22:DA:2321:U:O5'	2.30	0.49
53:CA:243:A:C2	53:CA:246:A:C8	3.00	0.49
22:BA:812:C:H1'	22:BA:1250:G:C2	2.47	0.49
14:CN:63:CYS:SG	14:CN:82:LYS:HG3	2.52	0.49
19:CS:40:PHE:HB3	19:CS:41:PRO:CD	2.32	0.49
22:DA:201:C:C5	22:DA:202:U:C5	3.01	0.49
35:DN:28:LEU:O	35:DN:32:GLU:N	2.38	0.49
22:DA:630:G:N2	22:DA:633:A:OP2	2.43	0.49
22:DA:581:C:C2	22:DA:582:A:N7	2.81	0.49
39:BR:18:GLN:O	39:BR:97:LYS:O	2.31	0.49
12:CL:79:ILE:HD12	12:CL:96:THR:CG2	2.37	0.49
22:DA:2431:U:O2'	22:DA:2433:A:N7	2.40	0.49
10:AJ:53:ILE:HG13	14:AN:84:ARG:CZ	2.42	0.49

Continued on next page...

Continued from previous page...

Atom-1	Atom-2	Interatomic distance (Å)	Clash overlap (Å)
18:CR:64:LEU:O	18:CR:66:LEU:HD23	2.12	0.49
1:AA:100:G:C6	1:AA:101:A:C6	3.01	0.49
1:AA:71:A:C2	1:AA:72:A:C5	3.01	0.49
53:CA:251:G:H4'	53:CA:252:U:O5'	2.13	0.49
34:DM:71:LYS:HG3	34:DM:72:PRO:HD2	1.93	0.49
22:DA:2142:A:H3'	22:DA:2143:C:H4'	1.90	0.49
51:B3:14:LYS:O	51:B3:21:PHE:O	2.30	0.49
30:BI:32:VAL:HG22	30:BI:66:PHE:CG	2.47	0.49
22:DA:1878:G:H2'	22:DA:1879:C:O4'	2.13	0.49
8:CH:9:MET:SD	8:CH:32:LYS:HG3	2.52	0.49
29:DH:84:ALA:HB3	29:DH:148:ALA:CB	2.43	0.49
28:DG:8:VAL:HG11	28:DG:49:LEU:HD23	1.94	0.49
22:DA:99:U:H5'	22:DA:100:U:OP1	2.12	0.49
57:DB:50:A:OP1	36:DO:68:LYS:HB2	2.13	0.49
54:CG:59:GLU:HB2	54:CG:62:GLU:HB2	1.93	0.49
42:DU:40:LEU:HA	42:DU:61:GLU:HA	1.94	0.49
54:CG:32:ASP:CB	54:CG:34:LYS:HD3	2.42	0.49
26:BE:111:GLU:HG2	26:BE:114:ARG:HH12	1.78	0.49
2:CB:216:VAL:O	2:CB:220:VAL:HG23	2.13	0.49
53:CA:1408:A:N1	53:CA:1494:G:C6	2.81	0.49
53:CA:289:G:C6	53:CA:290:C:N4	2.81	0.49
24:DC:120:ASP:O	24:DC:121:ALA:O	2.30	0.49
1:AA:782:A:H2'	1:AA:783:C:C5'	2.42	0.49
4:CD:84:ASN:HD22	4:CD:84:ASN:C	2.15	0.49
5:AE:45:VAL:HG22	5:AE:117:ALA:HA	1.93	0.49
17:CQ:23:ALA:C	17:CQ:24:ILE:HD12	2.32	0.49
22:BA:36:G:O2'	22:BA:450:G:H2'	2.12	0.49
38:DQ:26:ALA:O	38:DQ:30:VAL:HB	2.12	0.49
19:AS:55:GLN:CD	19:AS:56:HIS:H	2.15	0.49
11:CK:14:GLN:HA	11:CK:76:TYR:O	2.13	0.49
32:BK:33:ALA:HB1	32:BK:37:ASP:HB2	1.93	0.49
22:BA:1296:G:H2'	22:BA:1297:C:H6	1.77	0.49
1:AA:588:G:C2	1:AA:589:U:C2	3.01	0.49
48:D0:11:LYS:HD2	48:D0:14:MET:HB2	1.95	0.49
11:AK:15:VAL:HG13	11:AK:78:ILE:HG23	1.95	0.49
22:DA:564:C:O2	22:DA:578:G:N2	2.39	0.49
1:AA:521:G:O2'	1:AA:522:C:H5'	2.13	0.49
4:CD:127:ARG:CZ	4:CD:127:ARG:HB2	2.39	0.49
22:BA:918:A:H4'	23:BB:97:C:O2	2.12	0.49
1:AA:1428:A:H2'	1:AA:1429:A:O4'	2.13	0.49
29:DH:24:GLY:O	29:DH:28:ASN:HB2	2.13	0.49

Continued on next page...

Continued from previous page...

Atom-1	Atom-2	Interatomic distance (Å)	Clash overlap (Å)
22:DA:229:C:O2'	22:DA:230:G:O5'	2.30	0.49
22:DA:2331:G:H1	22:DA:2385:C:N4	2.09	0.49
37:BP:3:ILE:HD13	37:BP:3:ILE:C	2.32	0.49
22:DA:489:G:N7	22:DA:1284:A:C2	2.81	0.49
39:DR:51:VAL:HB	39:DR:52:PRO:HD2	1.94	0.49
53:CA:330:C:HO2'	53:CA:331:G:H8	0.59	0.49
32:DK:92:GLU:O	32:DK:93:GLN:O	2.31	0.49
22:DA:1059:G:N1	22:DA:1088:A:C2	2.81	0.49
25:BD:97:SER:H	25:BD:99:GLU:CD	2.15	0.49
22:BA:1250:G:OP2	33:BL:21:ARG:NH2	2.46	0.49
53:CA:961:U:O2'	53:CA:962:C:O5'	2.30	0.49
22:DA:480:A:H5'	42:DU:43:LYS:HD2	1.94	0.49
22:DA:1965:C:C3'	22:DA:1966:A:H5''	2.43	0.49
22:DA:2666:C:O2	22:DA:2666:C:O4'	2.31	0.49
1:AA:877:G:N3	8:AH:1:SER:N	2.58	0.49
22:DA:319:G:O6	22:DA:333:G:C6	2.66	0.49
48:D0:27:LEU:HD12	48:D0:38:LEU:HD23	1.94	0.49
22:DA:1278:C:O2'	35:DN:27:SER:HB3	2.12	0.49
22:DA:670:A:H4'	22:DA:671:C:H3'	1.94	0.49
1:AA:1001:C:H2'	1:AA:1002:G:C8	2.47	0.49
12:AL:23:LEU:CG	12:AL:24:GLU:H	2.21	0.49
25:DD:117:GLY:HA2	25:DD:164:GLN:OE1	2.13	0.49
25:DD:118:PHE:O	25:DD:119:ALA:HB3	2.12	0.49
53:CA:1172:C:H2'	53:CA:1173:U:C6	2.48	0.49
22:DA:279:A:C6	22:DA:361:G:O2'	2.66	0.49
22:BA:2204:G:H4'	24:BC:149:LYS:HG3	1.94	0.49
34:DM:41:LEU:C	34:DM:93:VAL:HG23	2.33	0.49
22:BA:1327:A:OP2	62:BA:3599:HOH:O	2.20	0.49
2:AB:127:LYS:HG3	2:AB:128:LEU:N	2.23	0.49
53:CA:347:G:H2'	53:CA:348:G:H8	1.77	0.49
1:AA:1409:C:C2'	1:AA:1410:A:H5'	2.43	0.49
37:DP:56:SER:HB2	37:DP:75:THR:HG21	1.95	0.49
22:BA:2561:U:O3'	32:BK:40:LYS:HE2	2.11	0.49
45:DX:63:ILE:O	45:DX:67:LEU:HD12	2.12	0.49
45:BX:32:LEU:O	45:BX:33:HIS:CG	2.65	0.49
22:DA:1281:G:H2'	22:DA:1282:U:O4'	2.12	0.49
22:BA:1104:C:H2'	22:BA:1105:U:C6	2.48	0.49
1:AA:978:A:O2'	1:AA:1322:C:H5	1.94	0.49
22:DA:402:A:H2'	22:DA:403:U:O4'	2.12	0.49
29:BH:21:VAL:HG22	29:BH:22:LYS:N	2.28	0.49
1:AA:84:U:O2	1:AA:84:U:H2'	2.12	0.49

Continued on next page...

Continued from previous page...

Atom-1	Atom-2	Interatomic distance (Å)	Clash overlap (Å)
11:AK:109:ILE:HG22	11:AK:110:THR:N	2.28	0.49
14:AN:51:PRO:O	14:AN:52:ARG:CB	2.60	0.49
22:BA:1322:A:O3'	40:BS:84:ARG:NH1	2.46	0.49
22:BA:2649:C:H2'	22:BA:2650:U:C6	2.47	0.49
3:CC:117:ASP:HA	3:CC:120:THR:HB	1.95	0.49
23:BB:46:A:C5	23:BB:47:C:C4	3.01	0.49
14:CN:16:ALA:HA	14:CN:20:PHE:CD1	2.48	0.49
1:AA:912:C:O2'	1:AA:913:A:H5'	2.12	0.49
24:DC:245:THR:O	24:DC:247:TRP:N	2.45	0.49
22:BA:306:U:H2'	22:BA:307:G:O4'	2.13	0.49
53:CA:62:U:O2'	53:CA:379:C:O2	2.28	0.49
31:DJ:92:MET:HE3	31:DJ:92:MET:HA	1.94	0.49
22:BA:720:U:H2'	22:BA:721:A:C8	2.48	0.49
53:CA:309:A:O2'	53:CA:607:A:N1	2.38	0.49
22:DA:2812:G:N2	22:DA:2889:C:C2	2.81	0.49
33:DL:120:VAL:HG12	33:DL:121:THR:N	2.28	0.49
22:DA:370:G:N1	22:DA:424:G:C5	2.81	0.49
56:CP:54:LEU:H	56:CP:54:LEU:HD23	1.78	0.49
42:BU:11:ILE:O	42:BU:11:ILE:HG23	2.13	0.49
1:AA:1496:C:H2'	1:AA:1497:G:O4'	2.13	0.49
3:CC:148:ILE:HD13	3:CC:201:ILE:HG12	1.94	0.49
53:CA:41:G:H2'	53:CA:42:G:C8	2.48	0.49
42:BU:44:HIS:O	42:BU:45:GLN:C	2.49	0.49
15:AO:44:GLU:O	15:AO:45:HIS:HB2	2.12	0.49
37:DP:13:LYS:H	37:DP:13:LYS:HD2	1.78	0.49
26:DE:35:TYR:CE2	26:DE:177:PRO:HD2	2.47	0.49
14:CN:13:VAL:HG22	14:CN:59:GLN:OE1	2.12	0.49
21:CU:16:ARG:HD2	21:CU:19:LYS:NZ	2.27	0.49
31:BJ:40:HIS:C	31:BJ:41:LYS:CG	2.79	0.49
31:BJ:6:ALA:HB3	31:BJ:45:THR:CG2	2.36	0.49
22:DA:1613:G:N1	22:DA:1617:C:C2	2.81	0.49
22:BA:1176:U:H2'	22:BA:1177:G:C4	2.47	0.49
57:DB:70:C:H2'	57:DB:71:C:C6	2.48	0.49
22:BA:923:G:H5'	44:BW:25:PHE:CZ	2.48	0.49
1:AA:204:G:C1'	1:AA:465:A:C2	2.95	0.49
53:CA:1135:U:H2'	53:CA:1135:U:O2	2.11	0.49
22:DA:2282:G:H1'	22:DA:2390:U:C5	2.48	0.49
1:AA:255:G:H2'	1:AA:256:U:C6	2.48	0.49
10:CJ:5:ARG:CG	10:CJ:79:PRO:HG3	2.43	0.49
5:AE:113:VAL:HG21	5:AE:140:ILE:HD12	1.94	0.49
5:CE:79:THR:HA	5:CE:121:ASN:CG	2.34	0.49

Continued on next page...

Continued from previous page...

Atom-1	Atom-2	Interatomic distance (Å)	Clash overlap (Å)
33:BL:19:LEU:HD23	33:BL:19:LEU:C	2.33	0.49
22:DA:502:A:C6	22:DA:505:A:C5	3.01	0.49
22:DA:2665:A:C2	22:DA:2666:C:N3	2.81	0.49
22:BA:2060:A:O4'	22:BA:2502:G:H1'	2.13	0.49
22:DA:2836:U:O2'	22:DA:2837:A:O5'	2.30	0.49
35:DN:55:ALA:CB	35:DN:79:LEU:HD22	2.43	0.49
22:BA:2136:G:O6	22:BA:2156:G:C2	2.66	0.49
19:AS:28:LYS:HB3	19:AS:29:PRO:CD	2.35	0.49
2:AB:67:LEU:HB3	2:AB:160:LEU:CD1	2.43	0.49
52:D4:19:ARG:HD2	52:D4:24:ARG:HD2	1.95	0.49
22:DA:1048:A:C5	22:DA:1049:C:N4	2.81	0.49
34:DM:96:ILE:CD1	34:DM:102:LEU:HD11	2.38	0.49
34:DM:69:PRO:O	34:DM:70:ASP:HB3	2.12	0.49
26:DE:42:GLY:HA2	26:DE:92:HIS:HE1	1.78	0.49
1:AA:49:U:O4	1:AA:365:U:C5	2.56	0.49
4:CD:81:LEU:O	4:CD:83:GLY:N	2.46	0.49
22:BA:335:C:C5'	42:BU:81:ARG:HD3	2.41	0.49
53:CA:321:A:O2'	53:CA:1436:U:H5'	2.12	0.49
22:DA:1784:A:H4'	22:DA:1785:A:C5'	2.43	0.49
2:CB:164:ASP:HB3	2:CB:167:HIS:HB3	1.95	0.49
41:DT:48:GLN:HA	41:DT:48:GLN:HE21	1.77	0.49
23:BB:34:A:C2'	23:BB:35:C:OP2	2.60	0.49
21:AU:3:ILE:N	21:AU:19:LYS:HZ1	2.10	0.49
47:DZ:4:ILE:CG2	47:DZ:56:VAL:HG13	2.42	0.49
28:DG:7:PRO:HB3	28:DG:48:THR:HB	1.94	0.49
1:AA:1015:G:H1'	1:AA:1218:C:O2'	2.13	0.49
53:CA:337:G:H2'	53:CA:338:A:H8	1.75	0.49
36:DO:89:ASP:O	36:DO:90:VAL:HG13	2.13	0.49
1:AA:1453:G:N3	1:AA:1453:G:C2'	2.74	0.49
1:AA:1163:A:C2	1:AA:1174:G:C2	3.01	0.49
1:AA:1039:G:C6	1:AA:1040:U:C4	3.01	0.49
27:BF:4:HIS:O	27:BF:8:LYS:HG2	2.12	0.49
34:BM:77:PRO:CD	34:BM:80:VAL:HG11	2.42	0.49
22:BA:675:A:H4'	26:BE:62:GLN:HE22	1.78	0.49
53:CA:632:U:H3'	53:CA:633:G:H5'	1.94	0.49
53:CA:1480:A:H2'	53:CA:1481:U:O4'	2.13	0.49
37:DP:25:VAL:HG23	37:DP:25:VAL:O	2.13	0.49
1:AA:56:U:H2'	1:AA:57:G:C8	2.47	0.49
14:CN:16:ALA:HA	14:CN:20:PHE:HD1	1.77	0.49
27:BF:87:LYS:O	27:BF:88:VAL:HG23	2.12	0.49
22:DA:708:G:N2	22:DA:724:U:H1'	2.28	0.49

Continued on next page...

Continued from previous page...

Atom-1	Atom-2	Interatomic distance (Å)	Clash overlap (Å)
49:B1:13:SER:HB3	49:B1:47:ILE:O	2.12	0.49
22:DA:2760:C:C2'	22:DA:2761:A:H5'	2.43	0.49
26:BE:157:LEU:HG	26:BE:157:LEU:O	2.11	0.49
37:BP:37:LYS:HD3	37:BP:37:LYS:N	2.28	0.49
22:BA:1794:A:O4'	22:BA:1900:A:C2	2.66	0.49
22:BA:1445:G:H2'	22:BA:1446:C:H6	1.78	0.49
1:AA:173:U:C2	1:AA:197:A:N1	2.81	0.49
22:BA:534:U:H2'	22:BA:535:G:C8	2.48	0.49
1:AA:1466:C:H2'	1:AA:1467:C:O4'	2.13	0.49
5:AE:15:ILE:HG22	5:AE:16:ALA:N	2.27	0.49
34:BM:26:VAL:HG13	34:BM:104:GLU:HG2	1.94	0.49
13:AM:39:ALA:HB3	13:AM:42:VAL:HG13	1.94	0.49
22:DA:2477:U:O4	52:D4:10:LEU:HD22	2.13	0.49
24:BC:195:GLY:O	24:BC:196:ASN:HB3	2.12	0.49
29:DH:102:ALA:C	29:DH:104:THR:H	2.16	0.49
38:BQ:97:ILE:HD11	38:BQ:105:PHE:HA	1.94	0.49
53:CA:685:G:O2'	53:CA:686:U:H5'	2.13	0.49
14:AN:5:MET:HA	14:AN:8:ARG:HD2	1.95	0.49
1:AA:161:A:N6	1:AA:162:A:C6	2.80	0.49
16:AP:61:VAL:HA	16:AP:65:ALA:H	1.77	0.49
33:BL:95:LEU:HD22	33:BL:100:ILE:HG12	1.95	0.49
22:DA:857:G:H2'	22:DA:858:G:C4'	2.43	0.49
44:DW:39:GLN:O	44:DW:56:HIS:HB3	2.13	0.49
44:DW:77:LYS:O	44:DW:78:PHE:CB	2.61	0.49
22:BA:1069:A:O2'	22:BA:1070:A:C5'	2.58	0.49
22:DA:764:A:C2	22:DA:781:A:C2	3.01	0.49
22:DA:1063:G:C6	22:DA:1064:C:N4	2.80	0.49
22:DA:1069:A:H2	22:DA:1097:U:OP1	1.96	0.49
5:AE:114:LEU:HD21	5:AE:122:VAL:HG23	1.95	0.49
46:DY:28:LEU:HD22	46:DY:28:LEU:O	2.13	0.49
53:CA:1363:A:C6	53:CA:1365:G:C6	3.00	0.49
14:CN:63:CYS:HB3	14:CN:68:ARG:H	1.76	0.49
22:DA:324:A:N6	22:DA:338:G:O2'	2.44	0.49
22:BA:118:A:N3	22:BA:178:G:H1'	2.28	0.49
22:DA:192:C:C4	22:DA:193:U:C2	3.01	0.49
57:DB:42:C:H5	58:DF:65:LEU:HD13	1.78	0.49
12:AL:72:ASN:HD22	12:AL:73:LEU:H	1.59	0.49
22:BA:2591:C:OP1	24:BC:237:ARG:HG3	2.12	0.49
22:DA:1262:A:H2	48:D0:6:LYS:HD2	1.78	0.49
22:DA:1662:U:O2	22:DA:1662:U:H2'	2.12	0.49
22:DA:1663:G:C6	22:DA:1992:G:N7	2.81	0.49

Continued on next page...

Continued from previous page...

Atom-1	Atom-2	Interatomic distance (Å)	Clash overlap (Å)
3:AC:122:GLN:HB3	3:AC:127:VAL:CG2	2.43	0.49
41:DT:55:VAL:HG21	41:DT:85:VAL:O	2.13	0.49
22:DA:975:A:O2'	22:DA:976:G:O5'	2.31	0.49
22:BA:684:G:OP1	50:B2:16:HIS:CD2	2.48	0.49
22:DA:2751:G:H5'	28:DG:2:ARG:HD2	1.95	0.49
22:DA:2415:G:C2	22:DA:2416:C:C2	3.01	0.49
22:DA:727:A:C2'	22:DA:728:G:C8	2.96	0.49
34:DM:19:GLY:O	34:DM:20:LEU:HB2	2.13	0.49
22:DA:921:C:O2'	22:DA:922:C:H5'	2.12	0.49
22:DA:1567:G:H1'	22:DA:1568:G:C6	2.47	0.49
53:CA:1067:A:C4'	53:CA:1068:G:O5'	2.60	0.49
22:BA:1714:U:C2'	22:BA:1714:U:O2	2.60	0.49
45:BX:29:LEU:HB2	45:BX:30:PRO:HD3	1.95	0.49
41:DT:8:LEU:HD22	41:DT:46:ALA:HA	1.94	0.49
1:AA:575:G:C6	1:AA:821:G:N7	2.81	0.49
22:DA:410:G:N2	22:DA:418:C:C2	2.81	0.49
20:AT:33:LYS:HE2	20:AT:33:LYS:H	1.78	0.49
22:BA:37:C:O2'	22:BA:38:A:H5'	2.12	0.49
20:AT:3:ILE:HA	20:AT:7:LYS:NZ	2.27	0.49
11:AK:34:THR:OG1	11:AK:39:ASN:N	2.41	0.49
53:CA:295:C:H2'	53:CA:296:U:C6	2.43	0.49
22:BA:364:C:O2'	22:BA:365:U:H5'	2.11	0.49
42:DU:52:ASN:HD21	42:DU:54:PRO:HG3	1.78	0.49
2:AB:165:ALA:HA	2:AB:172:ILE:HD11	1.95	0.49
29:BH:80:ILE:HG23	29:BH:147:VAL:HG21	1.94	0.49
53:CA:791:G:C6	53:CA:792:A:N7	2.81	0.49
42:BU:82:VAL:HG12	42:BU:83:GLY:N	2.28	0.49
2:CB:95:TRP:CH2	2:CB:171:ALA:HA	2.48	0.49
22:DA:758:C:O2	22:DA:1981:A:C2	2.66	0.49
22:DA:1680:U:H2'	22:DA:1681:G:O4'	2.12	0.49
53:CA:501:C:H2'	53:CA:502:A:H8	1.77	0.49
15:CO:42:PHE:HB3	15:CO:52:ARG:NH2	2.28	0.49
37:DP:47:ILE:HD11	37:DP:70:GLU:HG2	1.94	0.49
22:BA:2722:G:H4'	35:BN:4:ARG:HB2	1.95	0.49
53:CA:865:A:H2	53:CA:918:A:H4'	1.78	0.49
14:AN:91:GLU:O	14:AN:93:PRO:HD3	2.13	0.49
33:DL:35:HIS:HB2	62:DL:3102:HOH:O	2.13	0.49
39:DR:15:SER:OG	39:DR:16:GLU:N	2.44	0.49
53:CA:1262:C:H2'	53:CA:1263:C:H5'	1.94	0.49
33:BL:58:TYR:C	33:BL:59:ARG:HG2	2.33	0.49
53:CA:202:G:O2'	53:CA:468:A:H8	1.95	0.49

Continued on next page...

Continued from previous page...

Atom-1	Atom-2	Interatomic distance (Å)	Clash overlap (Å)
22:BA:1713:A:H8	22:BA:1713:A:OP1	1.95	0.49
22:DA:2082:A:O5'	22:DA:2082:A:H8	1.96	0.49
22:BA:1665:A:H5''	32:BK:66:LYS:HG3	1.95	0.49
53:CA:505:G:H2'	53:CA:506:G:H8	1.78	0.49
22:BA:608:A:C6	22:BA:609:A:C6	3.01	0.49
22:BA:609:A:H2'	22:BA:610:C:O4'	2.13	0.49
22:DA:2093:G:H21	22:DA:2198:A:H62	1.61	0.48
57:DB:69:G:N7	57:DB:70:C:C4	2.81	0.48
53:CA:1409:C:H6	53:CA:1409:C:O5'	1.95	0.48
33:BL:85:VAL:HG22	33:BL:94:THR:HG23	1.96	0.48
54:CG:19:SER:HB3	54:CG:22:LEU:HB3	1.95	0.48
53:CA:1140:C:H2'	53:CA:1141:C:C5	2.48	0.48
22:DA:1062:G:C8	22:DA:1088:A:H8	2.29	0.48
22:DA:1103:A:H8	22:DA:1103:A:O5'	1.95	0.48
22:BA:2730:C:O3'	25:BD:174:SER:HB3	2.13	0.48
25:BD:106:LYS:N	25:BD:106:LYS:HD2	2.27	0.48
38:BQ:110:GLU:O	38:BQ:111:LYS:C	2.51	0.48
38:BQ:114:ALA:O	38:BQ:116:LEU:N	2.45	0.48
39:BR:49:ILE:HG21	39:BR:53:PHE:N	2.28	0.48
22:DA:503:A:C4'	22:DA:504:A:O5'	2.51	0.48
53:CA:1327:C:N4	53:CA:1328:C:N4	2.60	0.48
37:DP:52:ARG:HB3	37:DP:55:HIS:HB2	1.95	0.48
53:CA:994:A:C5	53:CA:1216:A:H4'	2.48	0.48
1:AA:1281:C:O2'	1:AA:1282:C:H5'	2.13	0.48
33:DL:79:LEU:HD12	33:DL:112:LEU:HB2	1.94	0.48
22:DA:2756:U:C4'	22:DA:2757:A:O5'	2.61	0.48
28:BG:95:ALA:CB	28:BG:104:LEU:HD23	2.43	0.48
1:AA:545:C:H5'	4:AD:68:GLU:CG	2.42	0.48
31:DJ:84:ILE:HG23	31:DJ:84:ILE:O	2.13	0.48
33:DL:23:ILE:HD12	33:DL:23:ILE:N	2.28	0.48
1:AA:71:A:C6	1:AA:100:G:C8	3.01	0.48
14:AN:42:ASN:O	14:AN:44:VAL:N	2.46	0.48
26:BE:146:VAL:HG23	26:BE:167:VAL:HG21	1.94	0.48
25:BD:121:THR:HG22	25:BD:125:TRP:HD1	1.78	0.48
11:CK:124:LYS:HG3	21:CU:34:ARG:HD2	1.93	0.48
28:BG:61:TRP:O	28:BG:64:ALA:N	2.45	0.48
46:BY:57:LEU:O	46:BY:57:LEU:HD12	2.13	0.48
41:BT:24:MET:HG3	41:BT:29:THR:CG2	2.43	0.48
22:DA:2469:A:C6	22:DA:2482:A:C8	3.01	0.48
32:BK:19:VAL:HG22	32:BK:41:ILE:HG13	1.95	0.48
32:BK:7:MET:C	32:BK:8:LEU:HD23	2.33	0.48

Continued on next page...

Continued from previous page...

Atom-1	Atom-2	Interatomic distance (Å)	Clash overlap (Å)
11:AK:70:ALA:O	11:AK:73:VAL:HG22	2.13	0.48
3:CC:84:GLU:C	3:CC:86:LEU:N	2.67	0.48
45:BX:32:LEU:HA	45:BX:51:SER:HA	1.95	0.48
22:BA:2511:U:O4	22:BA:2575:C:N3	2.46	0.48
53:CA:892:A:C6	53:CA:893:C:C4	3.00	0.48
1:AA:967:C:C1'	9:AI:129:ARG:HH22	2.24	0.48
11:AK:35:ASP:OD2	11:AK:39:ASN:HB2	2.13	0.48
22:BA:571:U:C5	22:BA:575:A:C5	3.01	0.48
1:AA:1381:U:O2'	1:AA:1382:C:H6	1.96	0.48
39:BR:64:VAL:HG12	39:BR:64:VAL:O	2.13	0.48
3:CC:187:GLU:O	3:CC:188:ALA:HB2	2.13	0.48
22:DA:851:C:H4'	47:DZ:46:MET:HG2	1.95	0.48
22:BA:1071:G:H8	22:BA:1071:G:OP2	1.97	0.48
1:AA:913:A:O5'	1:AA:913:A:H8	1.95	0.48
22:BA:952:G:C2'	22:BA:953:G:O5'	2.60	0.48
22:BA:1050:A:C2	22:BA:2751:G:C4	3.01	0.48
22:DA:1544:A:C6	22:DA:1545:A:C6	3.01	0.48
22:BA:1445:G:H2'	22:BA:1446:C:C6	2.48	0.48
22:BA:2052:A:C2	22:BA:2053:G:C8	3.01	0.48
1:AA:237:G:H5''	17:AQ:26:ARG:NH2	2.28	0.48
32:DK:42:THR:HG22	32:DK:44:LYS:HG3	1.95	0.48
1:AA:460:A:O3'	1:AA:462:G:OP2	2.31	0.48
1:AA:43:C:H2'	1:AA:44:A:O4'	2.12	0.48
24:DC:211:ARG:HD2	24:DC:215:VAL:O	2.12	0.48
22:DA:2366:A:H2'	22:DA:2367:G:O4'	2.11	0.48
22:DA:2576:G:C8	22:DA:2580:U:O4	2.66	0.48
53:CA:751:U:H1'	15:CO:22:GLY:O	2.13	0.48
1:AA:1074:G:H2'	1:AA:1075:U:C6	2.48	0.48
1:AA:636:U:O2'	1:AA:637:C:H5'	2.13	0.48
22:DA:1809:A:H2'	22:DA:1810:A:C8	2.48	0.48
22:DA:1313:U:OP2	22:DA:1314:C:H5	1.96	0.48
26:DE:45:ALA:O	26:DE:46:GLN:HB2	2.12	0.48
57:DB:113:C:H1'	36:DO:45:SER:O	2.13	0.48
22:DA:1914:C:O2'	22:DA:1915:U:C6	2.66	0.48
22:DA:857:G:H2'	22:DA:858:G:H4'	1.95	0.48
44:BW:22:VAL:O	44:BW:25:PHE:CD2	2.65	0.48
22:DA:118:A:P	22:DA:119:A:H5''	2.52	0.48
22:DA:489:G:HO2'	22:DA:491:G:H8	1.60	0.48
32:DK:113:MET:O	32:DK:116:ILE:HG13	2.13	0.48
32:DK:19:VAL:HG12	32:DK:41:ILE:HG13	1.94	0.48
22:DA:2260:C:H2'	22:DA:2261:C:H6	1.77	0.48

Continued on next page...

Continued from previous page...

Atom-1	Atom-2	Interatomic distance (Å)	Clash overlap (Å)
22:BA:1733:G:N2	22:BA:1734:G:C4	2.81	0.48
53:CA:973:G:H2'	53:CA:974:A:H5'	1.95	0.48
22:DA:332:A:O2'	22:DA:334:C:OP2	2.30	0.48
37:BP:111:GLU:CD	37:BP:111:GLU:N	2.66	0.48
22:DA:876:C:N4	22:DA:902:C:C2	2.81	0.48
22:DA:1373:A:H4'	22:DA:2212:A:H1'	1.94	0.48
6:CF:38:ARG:HG3	6:CF:63:ASN:HB2	1.94	0.48
22:BA:1019:U:O4	22:BA:1020:A:N6	2.46	0.48
22:DA:45:G:C5'	22:DA:46:G:H5'	2.40	0.48
34:DM:69:PRO:HA	34:DM:94:ALA:HB2	1.96	0.48
53:CA:406:G:N7	53:CA:495:A:O2'	2.34	0.48
28:DG:117:PRO:HG2	28:DG:143:VAL:HG11	1.94	0.48
1:AA:81:A:O2'	1:AA:89:U:O2	2.27	0.48
24:DC:226:PRO:O	24:DC:227:VAL:C	2.50	0.48
27:BF:120:SER:O	27:BF:127:TYR:HD1	1.96	0.48
53:CA:1068:G:N3	53:CA:1191:A:C2	2.81	0.48
22:DA:600:G:C5'	26:DE:27:LEU:HD22	2.41	0.48
53:CA:738:C:H2'	53:CA:739:C:C6	2.44	0.48
45:BX:52:ALA:O	45:BX:53:LYS:HB2	2.12	0.48
25:BD:151:THR:HG22	25:BD:152:PRO:HD3	1.95	0.48
41:DT:69:ARG:HD2	41:DT:70:HIS:H	1.77	0.48
22:BA:602:A:N3	22:BA:655:A:C2	2.81	0.48
29:BH:137:GLU:HG3	29:BH:138:VAL:N	2.28	0.48
29:DH:143:ILE:O	29:DH:144:VAL:HG13	2.13	0.48
14:AN:9:GLU:OE1	14:AN:60:ARG:HB3	2.12	0.48
1:AA:174:A:C6	1:AA:175:C:C4	3.01	0.48
56:CP:4:ILE:CD1	56:CP:4:ILE:N	2.76	0.48
3:AC:21:TRP:CZ3	3:AC:23:ALA:HB3	2.48	0.48
56:CP:35:ARG:HH12	56:CP:38:PHE:HB3	1.78	0.48
3:AC:146:LYS:HB2	3:AC:202:PHE:HD2	1.76	0.48
39:BR:76:LYS:HB2	39:BR:85:LYS:HG3	1.94	0.48
1:AA:82:G:H2'	1:AA:83:C:H4'	1.94	0.48
39:DR:48:LYS:H	39:DR:48:LYS:CD	2.25	0.48
32:DK:16:ALA:HB3	32:DK:46:ALA:N	2.28	0.48
18:AR:36:GLY:O	18:AR:62:ARG:NH2	2.46	0.48
55:CM:28:ARG:HA	55:CM:31:ALA:HB3	1.94	0.48
22:BA:1705:A:C5	22:BA:1706:C:C4	3.01	0.48
34:BM:66:ARG:HD3	34:BM:104:GLU:OE1	2.12	0.48
22:DA:965:C:H5''	62:DA:3345:HOH:O	2.12	0.48
22:DA:2549:G:N2	22:DA:2560:A:C4	2.82	0.48
53:CA:46:G:O2'	53:CA:365:U:H1'	2.13	0.48

Continued on next page...

Continued from previous page...

Atom-1	Atom-2	Interatomic distance (Å)	Clash overlap (Å)
28:DG:87:GLN:HA	28:DG:129:GLU:HA	1.94	0.48
3:AC:125:ARG:O	3:AC:126:ARG:CB	2.61	0.48
22:BA:258:G:H8	22:BA:258:G:O5'	1.96	0.48
28:DG:175:LYS:HD3	28:DG:175:LYS:C	2.34	0.48
1:AA:438:U:C4	1:AA:494:G:C5	3.01	0.48
24:BC:216:ARG:HB3	24:BC:217:PRO:HD2	1.95	0.48
22:BA:2540:C:C2'	22:BA:2541:A:H5'	2.42	0.48
22:DA:1387:A:O2'	22:DA:1388:G:OP2	2.30	0.48
22:DA:226:A:H2'	22:DA:227:A:H8	1.78	0.48
9:AI:6:TYR:CE2	9:AI:17:ARG:HB2	2.48	0.48
23:BB:12:C:C5	44:BW:72:GLY:HA3	2.48	0.48
31:DJ:36:LEU:HD12	31:DJ:121:LYS:HB2	1.95	0.48
31:DJ:44:TYR:HD1	38:DQ:63:ARG:NH2	2.11	0.48
22:DA:2336:A:N7	44:DW:40:ARG:NE	2.62	0.48
44:BW:33:GLY:O	44:BW:34:SER:HB3	2.13	0.48
44:BW:47:GLY:C	44:BW:49:ASN:H	2.15	0.48
37:BP:52:ARG:CG	37:BP:52:ARG:NH1	2.72	0.48
22:DA:1019:U:O4	22:DA:1020:A:N6	2.45	0.48
46:DY:47:ARG:O	46:DY:50:VAL:N	2.45	0.48
2:CB:103:TRP:HD1	2:CB:107:ARG:HB3	1.77	0.48
22:DA:323:C:H2'	26:DE:163:ASN:CG	2.33	0.48
15:CO:44:GLU:O	15:CO:45:HIS:C	2.51	0.48
3:CC:10:ARG:HD3	3:CC:177:LEU:HA	1.93	0.48
1:AA:75:G:C5	1:AA:76:G:C8	3.00	0.48
54:CG:41:ILE:HG21	54:CG:115:MET:HE2	1.94	0.48
22:DA:2144:G:C2	22:DA:2148:G:O6	2.67	0.48
25:DD:105:LYS:HA	25:DD:177:VAL:CG2	2.38	0.48
2:CB:162:VAL:HG13	2:CB:184:ALA:CB	2.42	0.48
53:CA:345:C:H5'	53:CA:346:G:C5	2.48	0.48
53:CA:755:G:C2	53:CA:756:C:C6	3.02	0.48
3:CC:86:LEU:O	3:CC:90:VAL:HG22	2.13	0.48
53:CA:512:U:H2'	53:CA:513:C:C6	2.48	0.48
1:AA:702:A:C4	22:BA:1847:A:H2	2.32	0.48
17:CQ:29:LYS:HE2	17:CQ:36:PHE:CZ	2.48	0.48
22:DA:1377:G:H8	22:DA:1377:G:O5'	1.95	0.48
22:DA:1378:A:N7	22:DA:1380:G:C6	2.82	0.48
22:DA:394:C:O2'	22:DA:395:U:H5'	2.13	0.48
22:DA:3:U:H2'	22:DA:4:U:H6	1.79	0.48
53:CA:861:G:C6	53:CA:862:C:C4	3.01	0.48
40:BS:57:ASN:O	40:BS:61:ASN:HB2	2.12	0.48
22:BA:1049:C:C2'	22:BA:1050:A:H5'	2.44	0.48

Continued on next page...

Continued from previous page...

Atom-1	Atom-2	Interatomic distance (Å)	Clash overlap (Å)
55:CM:68:LEU:HD22	55:CM:69:ARG:NH1	2.27	0.48
37:DP:32:VAL:HG13	37:DP:32:VAL:O	2.14	0.48
24:BC:259:ASN:C	24:BC:261:ARG:H	2.16	0.48
43:BV:49:ASN:O	43:BV:52:ALA:HB3	2.13	0.48
4:AD:158:LEU:O	4:AD:161:ALA:HB3	2.13	0.48
23:BB:32:U:C2	23:BB:51:G:N2	2.82	0.48
23:BB:5:U:H2'	23:BB:6:G:C8	2.49	0.48
8:CH:75:GLN:O	8:CH:126:CYS:HB2	2.13	0.48
1:AA:1508:A:H2'	1:AA:1509:C:O4'	2.12	0.48
40:DS:44:ALA:O	40:DS:48:LYS:HB2	2.13	0.48
34:BM:65:ILE:O	34:BM:65:ILE:HG22	2.13	0.48
15:CO:83:ARG:O	15:CO:83:ARG:HG2	2.13	0.48
1:AA:1530:G:O2'	1:AA:1531:A:C8	2.66	0.48
22:DA:1608:A:C5	22:DA:1611:C:C4	3.01	0.48
57:DB:109:A:C2	57:DB:110:C:C2	3.02	0.48
33:BL:91:ASP:H	33:BL:94:THR:CG2	2.27	0.48
9:CI:53:LEU:O	9:CI:54:VAL:HG13	2.13	0.48
22:DA:1827:U:O4'	22:DA:1970:A:O2'	2.31	0.48
51:B3:30:HIS:O	51:B3:31:ILE:C	2.52	0.48
46:DY:37:LEU:HD13	46:DY:42:LEU:CD1	2.44	0.48
19:CS:38:THR:OG1	19:CS:67:GLY:HA2	2.14	0.48
22:DA:479:A:C2	22:DA:480:A:C6	3.01	0.48
22:DA:511:U:H4'	22:DA:1235:G:H4'	1.95	0.48
22:DA:513:A:H2'	22:DA:514:A:C8	2.48	0.48
12:AL:72:ASN:CG	12:AL:73:LEU:H	2.13	0.48
22:DA:2726:A:O2'	22:DA:2727:A:O5'	2.31	0.48
28:BG:115:GLN:NE2	28:BG:115:GLN:H	2.11	0.48
40:DS:47:VAL:O	40:DS:50:VAL:HB	2.13	0.48
22:BA:445:C:H5'	38:BQ:2:ARG:HB2	1.95	0.48
1:AA:208:U:H3	1:AA:212:G:N2	2.11	0.48
2:CB:73:ARG:HG3	2:CB:74:ALA:N	2.28	0.48
1:AA:71:A:C5	1:AA:100:G:C5	3.01	0.48
27:BF:134:GLN:HG3	27:BF:140:ILE:HG12	1.95	0.48
35:DN:71:ARG:CB	35:DN:71:ARG:HH21	2.23	0.48
5:CE:56:PRO:HA	5:CE:59:ILE:CG2	2.43	0.48
24:DC:67:LYS:CB	24:DC:150:GLY:HA2	2.43	0.48
24:BC:90:ILE:HD12	24:BC:103:ILE:O	2.14	0.48
53:CA:346:G:O2'	53:CA:347:G:O4'	2.30	0.48
28:BG:61:TRP:CE3	28:BG:61:TRP:HA	2.48	0.48
41:BT:29:THR:HA	41:BT:86:THR:CA	2.43	0.48
3:CC:67:ILE:H	3:CC:102:ILE:HA	1.78	0.48

Continued on next page...

Continued from previous page...

Atom-1	Atom-2	Interatomic distance (Å)	Clash overlap (Å)
29:DH:8:LYS:HD2	29:DH:8:LYS:C	2.32	0.48
22:DA:2478:A:C8	22:DA:2529:G:C6	3.02	0.48
30:DI:58:ILE:HG23	30:DI:66:PHE:CD2	2.48	0.48
12:CL:75:GLU:C	12:CL:77:SER:H	2.17	0.48
29:DH:94:ILE:HB	29:DH:98:ASP:HB2	1.96	0.48
51:D3:22:LYS:H	51:D3:48:MET:CB	2.25	0.48
1:AA:1181:G:O2'	1:AA:1182:G:C5	2.66	0.48
32:BK:63:VAL:HG11	32:BK:103:VAL:HG12	1.95	0.48
24:DC:35:LYS:O	24:DC:36:ASN:CB	2.60	0.48
11:AK:108:ASN:CB	21:AU:6:ARG:HG2	2.40	0.48
37:BP:88:ARG:HG2	37:BP:112:ARG:NH1	2.28	0.48
1:AA:1250:A:N3	1:AA:1370:G:O2'	2.44	0.48
22:DA:992:C:H2'	22:DA:993:G:H8	1.78	0.48
53:CA:183:C:HO2'	53:CA:184:G:C5'	2.26	0.48
43:DV:4:ILE:HB	43:DV:63:ILE:HG13	1.94	0.48
47:BZ:40:THR:OG1	47:BZ:41:PRO:HD2	2.14	0.48
36:DO:26:LEU:HA	36:DO:38:GLN:O	2.13	0.48
1:AA:895:G:H2'	1:AA:896:C:C6	2.48	0.48
22:DA:1527:G:H1'	22:DA:1546:G:H22	1.78	0.48
7:AG:49:LEU:CD2	7:AG:124:SER:HB2	2.44	0.48
27:BF:57:ALA:O	27:BF:60:SER:O	2.32	0.48
53:CA:506:G:C6	53:CA:507:C:C4	3.01	0.48
38:DQ:15:LYS:HD2	38:DQ:19:GLN:HE21	1.77	0.48
1:AA:572:A:H5'	1:AA:573:A:OP2	2.13	0.48
33:BL:23:ILE:HG12	39:BR:82:HIS:CE1	2.49	0.48
30:BI:61:TYR:CD2	30:BI:61:TYR:N	2.81	0.48
36:DO:79:ALA:HB1	36:DO:114:GLY:HA3	1.94	0.48
4:CD:164:ARG:HB3	4:CD:165:GLU:H	1.39	0.48
12:CL:37:TYR:O	12:CL:38:THR:HG23	2.13	0.48
13:AM:86:ARG:HA	13:AM:96:VAL:HG13	1.95	0.48
1:AA:626:G:H2'	1:AA:627:G:C8	2.49	0.48
22:DA:1342:A:C6	22:DA:1397:U:C5	3.02	0.48
22:DA:1388:G:O2'	22:DA:1389:G:C5'	2.62	0.48
29:BH:26:ALA:HA	29:BH:30:LEU:HB2	1.95	0.48
57:DB:15:A:H1'	57:DB:109:A:N7	2.29	0.48
22:BA:923:G:N3	44:BW:23:LYS:NZ	2.61	0.48
44:BW:39:GLN:HG2	44:BW:40:ARG:N	2.28	0.48
22:DA:302:C:O2'	22:DA:303:G:O5'	2.31	0.48
53:CA:1130:A:C5	53:CA:1146:A:C5	3.00	0.48
22:DA:1439:A:N7	22:DA:1440:U:N1	2.61	0.48
22:DA:1551:A:C4	22:DA:1552:A:C8	3.02	0.48

Continued on next page...

Continued from previous page...

Atom-1	Atom-2	Interatomic distance (Å)	Clash overlap (Å)
22:DA:1069:A:H4'	22:DA:1070:A:O5'	2.13	0.48
53:CA:80:A:H3'	53:CA:81:A:C4'	2.44	0.48
22:DA:80:G:H2'	22:DA:80:G:N3	2.28	0.48
15:AO:73:ASP:O	15:AO:74:VAL:C	2.51	0.48
5:AE:154:ALA:HB1	8:AH:65:PHE:CE2	2.49	0.48
22:DA:476:G:O2'	22:DA:477:A:C5'	2.61	0.48
22:DA:1965:C:H3'	22:DA:1966:A:H8	1.78	0.48
22:DA:323:C:C4	22:DA:333:G:N7	2.81	0.48
35:DN:73:ASN:CA	35:DN:76:VAL:HG22	2.43	0.48
22:DA:620:G:C8	22:DA:622:G:O6	2.65	0.48
31:BJ:21:THR:C	31:BJ:23:LYS:N	2.66	0.48
1:AA:1240:U:H3	7:AG:29:LEU:CD2	2.27	0.48
53:CA:1348:U:C2'	53:CA:1349:A:H8	2.25	0.48
24:BC:144:GLU:HA	24:BC:151:GLY:CA	2.38	0.48
15:CO:47:LYS:N	15:CO:47:LYS:HD2	2.23	0.48
11:CK:126:ARG:HB2	21:CU:33:ARG:CD	2.39	0.48
1:AA:1348:U:O2'	1:AA:1349:A:O4'	2.29	0.48
36:BO:31:THR:HG23	36:BO:33:ARG:H	1.77	0.48
28:BG:59:ASP:HB2	28:BG:63:GLN:CG	2.44	0.48
22:DA:274:C:H2'	22:DA:275:C:O4'	2.14	0.48
46:DY:23:ARG:HB3	46:DY:27:ASN:OD1	2.13	0.48
22:DA:942:G:H2'	22:DA:943:A:H5'	1.95	0.48
22:BA:846:U:C2'	22:BA:847:U:OP2	2.62	0.48
53:CA:1097:C:H2'	53:CA:1098:C:C6	2.48	0.48
3:CC:126:ARG:HE	3:CC:126:ARG:CA	2.26	0.48
22:BA:666:A:C4	22:BA:667:U:C5	3.02	0.48
37:BP:112:ARG:O	37:BP:113:LEU:HD23	2.13	0.48
47:BZ:6:ILE:HD11	47:BZ:47:ILE:HD11	1.96	0.48
22:DA:170:U:H2'	22:DA:171:U:C6	2.49	0.48
54:CG:37:THR:HA	54:CG:40:SER:HB2	1.96	0.48
22:DA:1316:U:O2'	22:DA:1317:G:H5'	2.13	0.48
22:DA:836:G:C6	22:DA:837:C:N3	2.81	0.48
4:AD:195:ASN:O	4:AD:196:GLU:HG3	2.14	0.48
37:BP:61:ARG:HG2	37:BP:70:GLU:HG2	1.95	0.48
3:CC:35:ASP:CG	3:CC:56:ILE:HD12	2.33	0.48
1:AA:1170:A:H2'	1:AA:1171:A:O4'	2.14	0.48
34:BM:27:SER:N	34:BM:104:GLU:OE2	2.46	0.48
1:AA:1530:G:O2'	1:AA:1531:A:H8	1.96	0.48
25:DD:50:VAL:HG21	25:DD:82:PHE:CE2	2.49	0.48
3:AC:153:SER:CB	3:AC:164:THR:HA	2.44	0.48
8:AH:110:MET:SD	8:AH:115:ALA:HA	2.54	0.48

Continued on next page...

Continued from previous page...

Atom-1	Atom-2	Interatomic distance (Å)	Clash overlap (Å)
37:BP:64:SER:O	37:BP:65:ASN:C	2.51	0.48
34:BM:10:ARG:NH2	34:BM:89:VAL:HB	2.27	0.48
20:AT:60:GLN:NE2	20:AT:65:LEU:HD21	2.28	0.48
22:DA:188:G:H2'	22:DA:189:G:H5'	1.95	0.48
9:CI:119:LYS:O	9:CI:119:LYS:HG3	2.13	0.48
4:AD:60:VAL:HA	4:AD:63:ILE:HG22	1.95	0.48
58:DF:73:VAL:HG12	58:DF:73:VAL:O	2.13	0.48
26:BE:176:ASP:C	26:BE:176:ASP:OD1	2.52	0.48
22:DA:2603:G:C6	22:DA:2604:U:C4	3.01	0.48
22:BA:1132:U:H3'	22:BA:1133:A:H5''	1.95	0.48
39:BR:10:LYS:HD2	39:BR:10:LYS:N	2.28	0.48
12:CL:42:LYS:HG2	12:CL:43:LYS:HG2	1.95	0.48
22:DA:1616:A:H4'	22:DA:1617:C:OP2	2.14	0.48
22:DA:228:C:C5'	22:DA:229:C:H5	2.26	0.48
29:BH:32:PRO:O	29:BH:33:GLN:HB2	2.13	0.48
24:DC:71:ASP:O	24:DC:73:ILE:HG12	2.13	0.48
6:AF:90:MET:HB3	6:AF:91:ARG:H	1.41	0.48
44:BW:16:GLU:OE2	44:BW:16:GLU:HA	2.13	0.48
44:BW:40:ARG:HD3	44:BW:45:HIS:CE1	2.48	0.48
44:BW:46:ALA:HB3	44:BW:79:ILE:C	2.32	0.48
53:CA:1271:A:H2'	53:CA:1272:G:C8	2.49	0.48
53:CA:1365:G:O2'	53:CA:1366:C:H5'	2.13	0.48
19:CS:39:ILE:HG12	19:CS:68:HIS:O	2.13	0.48
22:DA:1930:G:HO2'	22:DA:1968:G:H1	1.60	0.48
30:BI:16:MET:O	30:BI:19:PRO:HD3	2.12	0.48
33:DL:128:THR:HG22	33:DL:130:GLY:H	1.78	0.48
22:DA:747:U:H3'	22:DA:748:G:C5'	2.43	0.48
8:AH:105:THR:CG2	8:AH:120:LEU:HD13	2.34	0.48
22:BA:1140:C:OP1	31:BJ:25:LEU:O	2.31	0.48
18:CR:66:LEU:HD23	18:CR:66:LEU:N	2.28	0.48
2:AB:130:LYS:NZ	2:AB:130:LYS:HA	2.28	0.48
43:BV:44:HIS:CE1	43:BV:85:LYS:HB2	2.48	0.48
53:CA:265:G:O3'	17:CQ:67:SER:HA	2.14	0.48
22:DA:571:U:C5	22:DA:575:A:C6	3.01	0.48
36:DO:62:LEU:HD11	36:DO:65:THR:HG23	1.96	0.48
1:AA:188:C:O2	1:AA:188:C:C2'	2.59	0.48
53:CA:1036:A:C2'	53:CA:1037:C:H5'	2.44	0.48
7:AG:86:VAL:HG13	7:AG:87:PRO:HD2	1.95	0.48
1:AA:325:A:H2'	1:AA:326:G:O4'	2.13	0.48
24:BC:140:VAL:HA	24:BC:190:THR:O	2.14	0.48
53:CA:1293:C:H2'	53:CA:1294:G:H8	1.74	0.48

Continued on next page...

Continued from previous page...

Atom-1	Atom-2	Interatomic distance (Å)	Clash overlap (Å)
8:AH:7:ALA:HB2	8:AH:76:ARG:HH11	1.77	0.48
3:AC:110:LEU:CD2	3:AC:143:LEU:HD23	2.44	0.48
22:DA:417:C:H2'	22:DA:418:C:C6	2.48	0.48
22:BA:2109:U:N3	22:BA:2181:U:C4	2.81	0.48
11:AK:30:ILE:HB	11:AK:45:THR:HG22	1.95	0.48
22:BA:528:A:C8	22:BA:528:A:C3'	2.96	0.48
8:AH:28:SER:CB	8:AH:58:LEU:HB2	2.42	0.48
50:D2:24:THR:HG23	50:D2:24:THR:O	2.14	0.48
29:DH:41:LYS:HA	29:DH:44:ILE:CG1	2.43	0.48
25:DD:108:ASP:OD1	25:DD:207:VAL:HG23	2.14	0.48
22:DA:1794:A:H2'	22:DA:1795:C:H6	1.78	0.48
43:BV:42:LEU:CD1	43:BV:47:VAL:HG21	2.43	0.48
1:AA:283:U:C2'	1:AA:284:C:H5'	2.43	0.48
13:AM:89:ARG:HH11	13:AM:94:LEU:CB	2.27	0.48
22:DA:1626:A:C2'	22:DA:1627:G:OP2	2.62	0.48
4:CD:84:ASN:OD1	5:CE:101:GLY:HA3	2.12	0.48
22:DA:2038:G:H2'	22:DA:2039:U:O4'	2.14	0.48
22:BA:1422:G:C4	22:BA:1423:G:C8	3.01	0.48
53:CA:591:U:H2'	53:CA:592:G:C8	2.49	0.48
22:BA:761:A:P	62:BA:3682:HOH:O	2.71	0.48
29:DH:104:THR:O	29:DH:104:THR:HG23	2.13	0.48
22:DA:988:A:C8	47:DZ:13:ILE:HD12	2.48	0.48
17:CQ:52:CYS:HB2	17:CQ:53:GLY:H	1.53	0.48
56:CP:73:ALA:HA	56:CP:76:LYS:HB2	1.95	0.48
22:BA:1668:A:O4'	22:BA:1669:A:C2	2.66	0.48
1:AA:1312:G:N7	19:AS:2:ARG:HA	2.29	0.48
27:BF:123:GLY:HA2	27:BF:162:ASP:OD2	2.13	0.48
22:BA:2419:U:OP2	51:B3:32:LEU:HD13	2.14	0.48
32:DK:57:VAL:O	32:DK:57:VAL:HG13	2.14	0.48
44:DW:70:VAL:O	44:DW:70:VAL:HG22	2.14	0.48
53:CA:1040:U:O2'	53:CA:1041:G:H5'	2.13	0.48
4:AD:137:SER:HB3	4:AD:138:PRO:HD2	1.96	0.48
23:BB:116:G:H4'	36:BO:54:VAL:O	2.14	0.48
22:BA:1057:A:N3	22:BA:1082:U:C2	2.82	0.48
22:DA:1537:G:OP2	22:DA:1537:G:H3'	2.12	0.48
44:BW:23:LYS:HE3	44:BW:24:ARG:O	2.14	0.48
25:BD:117:GLY:C	25:BD:118:PHE:CD1	2.87	0.48
25:BD:117:GLY:C	25:BD:118:PHE:CG	2.86	0.48
22:DA:1056:G:H1'	22:DA:1103:A:C6	2.48	0.48
22:DA:1506:U:H2'	22:DA:1507:C:O4'	2.13	0.48
22:DA:1239:G:C5	22:DA:1240:U:C6	3.02	0.48

Continued on next page...

Continued from previous page...

Atom-1	Atom-2	Interatomic distance (Å)	Clash overlap (Å)
5:CE:82:HIS:HB2	5:CE:83:PRO:HD2	1.94	0.48
28:DG:90:GLY:HA2	28:DG:159:LYS:HE3	1.96	0.48
53:CA:1215:G:O2'	53:CA:1216:A:H5'	2.13	0.48
22:DA:142:A:C2'	22:DA:143:C:C6	2.97	0.48
57:DB:42:C:C5	58:DF:65:LEU:HD13	2.48	0.48
30:BI:19:PRO:HG2	30:BI:23:VAL:HG22	1.95	0.48
22:DA:1278:C:O2'	22:DA:1279:G:H5'	2.12	0.48
3:AC:122:GLN:HB3	3:AC:127:VAL:HG22	1.96	0.48
22:DA:976:G:C4	22:DA:977:G:C8	3.01	0.48
22:DA:1171:G:C4	22:DA:1179:G:N2	2.82	0.48
1:AA:428:G:C4'	1:AA:429:U:OP1	2.55	0.48
10:AJ:52:LEU:HB2	14:AN:80:ARG:HD2	1.95	0.48
22:DA:2145:C:H2'	22:DA:2146:C:H3'	1.96	0.48
22:DA:571:U:C6	22:DA:575:A:N6	2.82	0.48
2:AB:207:ARG:O	2:AB:211:LEU:HB2	2.13	0.48
11:AK:85:VAL:HG11	11:AK:92:ARG:HG3	1.96	0.48
43:DV:40:ILE:N	43:DV:40:ILE:HD13	2.29	0.48
24:DC:181:ARG:HG3	24:DC:265:PHE:O	2.13	0.48
24:DC:57:HIS:O	24:DC:59:GLN:HG3	2.14	0.48
22:DA:2100:G:N2	22:DA:2190:G:H1'	2.29	0.48
41:BT:4:GLU:CD	41:BT:5:GLU:H	2.16	0.48
46:BY:18:LEU:HD22	46:BY:18:LEU:HA	1.60	0.48
53:CA:1004:A:N3	53:CA:1026:G:C5	2.81	0.48
55:CM:11:HIS:CE1	55:CM:43:LYS:HD2	2.48	0.48
55:CM:11:HIS:N	55:CM:44:ILE:HD12	2.28	0.48
46:BY:7:ARG:N	46:BY:60:LYS:HZ1	2.08	0.48
46:BY:47:ARG:NH2	46:BY:47:ARG:HG3	2.26	0.48
41:DT:13:ALA:HB1	41:DT:14:PRO:HD2	1.96	0.48
22:DA:538:A:N6	22:DA:555:G:O2'	2.43	0.48
53:CA:64:G:C8	53:CA:99:C:N4	2.82	0.48
1:AA:27:G:C5	1:AA:557:G:C2	3.02	0.48
56:CP:44:SER:HB2	56:CP:46:LYS:HG3	1.96	0.48
4:AD:22:SER:O	4:AD:23:GLY:C	2.52	0.48
53:CA:1499:A:H1'	53:CA:1520:C:H5'	1.96	0.48
22:DA:1721:G:H1'	22:DA:1739:A:H61	1.79	0.48
22:DA:1635:A:H2'	22:DA:1636:U:H6	1.78	0.48
41:BT:69:ARG:CZ	41:BT:70:HIS:HA	2.44	0.48
22:DA:942:G:C2'	22:DA:943:A:H5'	2.44	0.48
53:CA:933:G:OP1	54:CG:3:ARG:HD3	2.14	0.48
26:DE:58:LYS:HD3	26:DE:58:LYS:N	2.28	0.48
22:DA:468:G:H5'	22:DA:797:G:OP1	2.13	0.48

Continued on next page...

Continued from previous page...

Atom-1	Atom-2	Interatomic distance (Å)	Clash overlap (Å)
40:DS:31:GLN:O	40:DS:35:ILE:HG12	2.14	0.48
40:DS:69:LEU:HG	40:DS:108:SER:O	2.13	0.48
22:DA:1359:A:N1	22:DA:1360:G:H1'	2.27	0.48
53:CA:802:A:C2'	53:CA:803:G:O5'	2.62	0.48
53:CA:312:C:H2'	53:CA:313:A:C8	2.49	0.48
7:AG:61:PHE:HE1	7:AG:65:LEU:HD22	1.76	0.48
11:AK:110:THR:HG22	21:AU:4:LYS:CB	2.43	0.48
32:BK:51:LYS:O	32:BK:51:LYS:HD2	2.13	0.48
53:CA:1285:A:H4'	53:CA:1286:U:OP1	2.14	0.48
3:CC:12:GLY:O	3:CC:13:ILE:HD13	2.14	0.48
29:BH:147:VAL:CG1	29:BH:149:GLU:HG3	2.44	0.48
22:BA:1954:G:N3	22:BA:2551:C:H5''	2.28	0.48
22:DA:1317:G:H2'	22:DA:1318:U:O4'	2.14	0.48
1:AA:57:G:H2'	1:AA:58:C:O4'	2.14	0.48
25:BD:70:LYS:O	25:BD:71:ALA:CB	2.61	0.48
12:CL:83:GLY:HA2	12:CL:94:TYR:HD1	1.79	0.48
25:BD:89:GLU:HG3	25:BD:94:GLN:OE1	2.13	0.48
1:AA:1031:C:O2'	1:AA:1032:G:H5''	2.13	0.48
22:DA:405:U:H3'	22:DA:406:G:H5'	1.94	0.48
49:B1:29:LYS:HD2	49:B1:31:GLU:OE1	2.14	0.48
1:AA:649:A:H2'	1:AA:650:G:O4'	2.13	0.48
22:BA:186:G:O2'	22:BA:187:G:H5'	2.14	0.48
22:BA:443:A:H2	22:BA:1245:G:N3	2.12	0.48
22:BA:2699:C:H2'	22:BA:2700:A:O4'	2.13	0.48
22:BA:1664:A:H1'	22:BA:2726:A:N1	2.29	0.48
22:DA:2106:U:C4	22:DA:2107:G:N7	2.82	0.48
22:DA:1843:C:O2'	24:DC:253:GLY:HA3	2.13	0.48
28:BG:153:PRO:HA	28:BG:159:LYS:O	2.14	0.48
6:AF:49:TYR:HB2	18:AR:73:HIS:CD2	2.49	0.48
22:DA:1421:G:H8	22:DA:1421:G:OP2	1.95	0.48
22:BA:2051:A:OP2	22:BA:2051:A:H8	1.96	0.48
53:CA:1158:C:H5''	53:CA:1158:C:O2	2.13	0.48
22:DA:1611:C:O2'	22:DA:1612:C:O5'	2.30	0.48
38:DQ:64:ILE:HD12	38:DQ:95:ALA:HB1	1.95	0.48
53:CA:1140:C:O2'	53:CA:1141:C:C6	2.62	0.48
1:AA:372:C:H4'	1:AA:373:A:OP1	2.14	0.48
22:DA:1551:A:C6	22:DA:1552:A:N7	2.82	0.48
22:DA:1091:G:C2	22:DA:1101:U:N3	2.82	0.48
1:AA:1299:A:O2'	1:AA:1300:G:H4'	2.14	0.48
1:AA:695:A:C6	1:AA:696:A:C6	3.01	0.48
11:AK:125:LYS:O	11:AK:126:ARG:HB2	2.13	0.48

Continued on next page...

Continued from previous page...

Atom-1	Atom-2	Interatomic distance (Å)	Clash overlap (Å)
53:CA:979:C:OP1	53:CA:1222:G:N7	2.47	0.48
22:DA:480:A:H3'	22:DA:481:G:H5''	1.96	0.48
53:CA:557:G:C6	53:CA:558:G:N1	2.82	0.48
22:DA:140:C:O2'	22:DA:141:G:OP2	2.27	0.48
24:BC:236:GLY:O	24:BC:237:ARG:HB2	2.14	0.48
25:DD:141:ARG:HB3	25:DD:141:ARG:NH1	2.29	0.48
22:DA:2214:C:H2'	22:DA:2215:C:C6	2.48	0.48
2:AB:162:VAL:HG22	2:AB:184:ALA:HB2	1.94	0.48
17:AQ:12:VAL:HG13	17:AQ:13:SER:H	1.77	0.48
34:BM:49:ALA:O	34:BM:50:ARG:C	2.52	0.48
22:DA:196:A:H61	22:DA:831:G:N2	2.06	0.48
22:DA:2443:C:H2'	22:DA:2444:G:H8	1.78	0.48
22:DA:802:A:C5	22:DA:803:U:C4	3.02	0.48
3:CC:179:ALA:HB1	3:CC:202:PHE:CD1	2.48	0.48
24:DC:93:VAL:HG12	24:DC:101:ARG:H	1.78	0.48
53:CA:254:G:OP1	17:CQ:68:LYS:O	2.31	0.48
1:AA:80:A:C2	1:AA:90:C:N3	2.81	0.48
22:DA:2544:G:H2'	22:DA:2545:G:O4'	2.14	0.48
22:DA:1799:G:C5	24:DC:175:LEU:HD13	2.49	0.48
27:BF:120:SER:HB2	27:BF:127:TYR:HE1	1.74	0.48
1:AA:1410:A:C2'	1:AA:1411:C:O5'	2.61	0.48
22:DA:17:G:C6	22:DA:524:G:C6	3.02	0.48
22:DA:2461:A:N1	22:DA:2490:G:N2	2.61	0.48
15:CO:62:ARG:NH2	15:CO:88:ARG:HH21	2.12	0.48
17:AQ:80:LYS:HB2	17:AQ:80:LYS:NZ	2.19	0.48
45:BX:33:HIS:O	45:BX:34:SER:O	2.30	0.48
58:DF:37:MET:N	58:DF:151:LEU:HB3	2.28	0.48
53:CA:154:U:C2'	53:CA:155:A:H5'	2.41	0.48
22:BA:1054:A:C6	22:BA:1106:G:O6	2.67	0.48
53:CA:1094:G:C2'	53:CA:1095:U:OP2	2.61	0.48
3:CC:126:ARG:HA	3:CC:126:ARG:NE	2.28	0.48
22:DA:1355:G:C6	22:DA:1377:G:N2	2.81	0.48
37:DP:9:GLN:HB3	37:DP:12:MET:HE2	1.95	0.48
28:DG:78:VAL:HG23	28:DG:79:THR:HG23	1.96	0.48
22:BA:494:G:N2	40:BS:57:ASN:HD21	2.11	0.48
12:CL:41:PRO:HG2	12:CL:45:ASN:O	2.13	0.48
1:AA:21:G:N2	1:AA:22:G:C6	2.81	0.48
1:AA:22:G:H2'	1:AA:23:C:H6	1.78	0.48
22:BA:2544:G:C2'	22:BA:2545:G:H5'	2.44	0.48
37:DP:103:THR:O	37:DP:106:ALA:HB3	2.13	0.48
5:AE:59:ILE:O	5:AE:62:ALA:HB3	2.14	0.48

Continued on next page...

Continued from previous page...

Atom-1	Atom-2	Interatomic distance (Å)	Clash overlap (Å)
22:BA:323:C:N4	22:BA:333:G:N7	2.62	0.48
22:BA:1496:A:H2'	22:BA:1498:C:C4	2.48	0.48
13:AM:28:ARG:NH2	13:AM:62:PHE:HB2	2.29	0.48
32:DK:28:SER:O	32:DK:29:HIS:CB	2.60	0.48
6:CF:81:ASN:O	6:CF:82:ASP:C	2.52	0.48
22:DA:736:C:C4	22:DA:737:C:C5	3.02	0.48
22:DA:2889:C:N4	22:DA:2890:G:C6	2.81	0.48
3:AC:125:ARG:O	3:AC:126:ARG:HB3	2.12	0.48
55:CM:85:TYR:HE2	55:CM:96:VAL:HG13	1.79	0.48
37:DP:24:THR:HA	37:DP:44:GLY:O	2.13	0.48
24:DC:83:ASP:CB	24:DC:90:ILE:HD12	2.44	0.48
22:BA:2260:C:H2'	22:BA:2261:C:H6	1.78	0.48
32:BK:1:MET:HE2	32:BK:32:TYR:CE1	2.49	0.48
22:DA:2675:A:C2	22:DA:2676:C:C2	3.02	0.48
30:BI:85:ILE:HD13	30:BI:88:GLY:HA2	1.96	0.48
37:DP:29:VAL:HG11	37:DP:73:PHE:HE1	1.78	0.48
41:BT:63:VAL:HG21	41:BT:80:TRP:CZ2	2.49	0.48
1:AA:1057:G:H4'	3:AC:196:GLY:H	1.77	0.48
22:BA:80:G:C2'	22:BA:81:G:H5'	2.44	0.48
14:AN:3:GLN:O	14:AN:6:LYS:HB3	2.14	0.48
2:CB:156:LEU:HD23	2:CB:156:LEU:H	1.78	0.48
22:DA:1760:C:H2'	22:DA:1761:C:O4'	2.14	0.48
57:DB:100:G:H2'	57:DB:101:A:O4'	2.14	0.48
34:BM:36:VAL:HG22	43:BV:82:TYR:CD1	2.49	0.48
25:BD:186:LEU:HD11	37:BP:3:ILE:HD12	1.94	0.48
22:DA:303:G:C2	22:DA:304:U:C2	3.01	0.48
33:DL:62:PRO:HG2	51:D3:24:LYS:HB3	1.94	0.48
22:DA:1730:C:O2'	22:DA:1731:G:H5'	2.13	0.48
22:DA:1059:G:H1	22:DA:1088:A:H2	1.62	0.48
5:AE:23:THR:HA	5:AE:28:ARG:HA	1.94	0.48
2:CB:99:MET:O	2:CB:103:TRP:HB3	2.14	0.48
5:AE:81:GLN:N	5:AE:81:GLN:NE2	2.60	0.48
53:CA:1359:C:H5''	62:CA:1776:HOH:O	2.13	0.48
19:CS:38:THR:HA	19:CS:69:LYS:HA	1.95	0.48
22:BA:1507:C:C2	22:BA:1508:A:C2	3.01	0.48
53:CA:994:A:C6	53:CA:1216:A:H5''	2.49	0.48
58:DF:101:ARG:HH11	58:DF:138:PRO:HB3	1.79	0.48
1:AA:1282:C:H2'	1:AA:1283:U:H6	1.77	0.48
5:CE:37:VAL:HG12	5:CE:38:VAL:H	1.78	0.48
35:DN:62:ASN:N	35:DN:62:ASN:OD1	2.47	0.48
53:CA:247:G:C6	53:CA:278:G:C6	3.00	0.48

Continued on next page...

Continued from previous page...

Atom-1	Atom-2	Interatomic distance (Å)	Clash overlap (Å)
22:DA:464:U:C6	22:DA:788:A:C2	3.02	0.48
22:DA:2230:G:C1'	45:DX:31:ASN:HB3	2.43	0.48
31:BJ:20:ALA:O	31:BJ:21:THR:O	2.32	0.48
22:BA:1140:C:P	31:BJ:68:LYS:HZ3	2.37	0.48
22:BA:285:G:C5	22:BA:356:G:C2	3.02	0.48
22:DA:2285:C:H1'	22:DA:2288:A:O2'	2.14	0.48
24:DC:75:ALA:HB1	24:DC:93:VAL:HG22	1.96	0.48
22:BA:1779:U:H2'	62:BA:3680:HOH:O	2.12	0.48
25:DD:148:GLN:HG2	25:DD:152:PRO:HG2	1.96	0.48
4:CD:80:ARG:HB2	4:CD:81:LEU:H	1.51	0.48
53:CA:328:C:C2'	53:CA:329:A:OP2	2.61	0.48
53:CA:1068:G:H2'	53:CA:1069:C:H5'	1.95	0.48
22:BA:2425:A:C5'	22:BA:2427:C:O4'	2.61	0.48
22:BA:1820:U:OP1	24:BC:176:ARG:HG2	2.13	0.48
41:DT:74:ILE:HG13	41:DT:75:GLY:H	1.77	0.48
22:BA:320:A:O2'	22:BA:322:A:H8	1.97	0.48
22:DA:1287:A:N6	22:DA:1649:G:H1'	2.28	0.48
53:CA:936:C:H1'	53:CA:1382:C:H42	1.78	0.48
3:AC:21:TRP:CB	3:AC:58:ARG:HG2	2.44	0.48
8:AH:77:VAL:HG23	8:AH:126:CYS:HA	1.96	0.48
22:DA:284:U:H2'	22:DA:285:G:C8	2.45	0.48
55:CM:82:LEU:HB2	19:CS:73:PHE:CE2	2.49	0.48
22:DA:2637:U:H5'	25:DD:45:TYR:CE1	2.49	0.48
25:DD:185:ASN:O	25:DD:186:LEU:HD12	2.13	0.48
15:CO:2:LEU:HD13	15:CO:34:GLN:HG2	1.96	0.48
22:BA:745:G:H2'	22:BA:746:U:H5'	1.96	0.48
22:BA:2315:G:H2'	22:BA:2316:G:H8	1.78	0.48
29:DH:54:LEU:HA	29:DH:57:LYS:CG	2.44	0.48
33:BL:125:LEU:N	33:BL:125:LEU:HD23	2.29	0.48
57:DB:19:C:H2'	57:DB:20:G:C8	2.49	0.48
37:DP:31:VAL:CG1	37:DP:38:ARG:HG2	2.44	0.48
22:BA:2037:A:H2'	22:BA:2038:G:C8	2.48	0.48
22:BA:2403:C:H2'	22:BA:2404:U:H6	1.79	0.48
53:CA:505:G:H2'	53:CA:506:G:C8	2.48	0.48
1:AA:988:G:O6	1:AA:989:U:C4	2.67	0.48
22:BA:1559:U:H4'	22:BA:1560:G:OP2	2.14	0.48
22:DA:2564:A:OP1	22:DA:2648:G:H4'	2.14	0.48
22:DA:1623:G:C2	22:DA:1624:U:C6	3.02	0.48
45:DX:70:LEU:O	45:DX:74:GLY:N	2.47	0.48
22:DA:1093:G:H5''	28:DG:171:LYS:NZ	2.29	0.48
22:DA:277:G:O2'	22:DA:278:A:C5	2.64	0.48

Continued on next page...

Continued from previous page...

Atom-1	Atom-2	Interatomic distance (Å)	Clash overlap (Å)
4:AD:2:ARG:HB2	4:AD:4:LEU:CD1	2.44	0.48
7:AG:105:GLU:HG2	7:AG:105:GLU:O	2.13	0.48
1:AA:1425:U:O2'	1:AA:1426:G:H5'	2.14	0.48
1:AA:901:A:N7	1:AA:902:G:H1'	2.28	0.48
22:DA:2093:G:C6	22:DA:2197:U:O2	2.66	0.48
44:BW:72:GLY:N	44:BW:73:PRO:CD	2.76	0.48
4:CD:2:ARG:NH2	4:CD:114:ARG:CD	2.68	0.48
22:DA:2262:U:H5''	44:DW:38:ARG:NH2	2.28	0.48
44:BW:28:GLU:CG	44:BW:29:SER:N	2.77	0.48
42:DU:94:PHE:HD2	42:DU:94:PHE:O	1.95	0.48
53:CA:1133:G:C6	53:CA:1134:G:N7	2.82	0.48
53:CA:1137:C:O2'	53:CA:1138:G:N2	2.47	0.48
53:CA:1148:U:H2'	53:CA:1149:C:O4'	2.14	0.48
22:BA:1654:A:H4'	25:BD:118:PHE:CE1	2.49	0.48
22:DA:1087:G:N2	22:DA:1103:A:H1'	2.28	0.48
35:DN:45:ARG:HG2	35:DN:95:THR:HG21	1.96	0.48
53:CA:765:G:C6	53:CA:812:G:C5	3.02	0.48
53:CA:198:G:O6	53:CA:220:G:C5	2.66	0.48
22:BA:671:C:O2'	22:BA:672:C:H5'	2.14	0.48
37:DP:1:SER:HB3	37:DP:4:ILE:HB	1.94	0.48
53:CA:1047:G:C2	53:CA:1213:A:H2	2.32	0.48
22:DA:327:G:H2'	22:DA:328:U:O4'	2.13	0.48
22:DA:749:A:C5	22:DA:750:A:C8	3.02	0.48
22:DA:748:G:H2'	22:DA:750:A:OP2	2.14	0.48
22:DA:2392:A:C2	33:DL:55:MET:SD	3.07	0.48
22:DA:2429:G:OP2	22:DA:2430:A:OP2	2.32	0.48
22:DA:1112:G:H2'	22:DA:1113:U:C6	2.48	0.48
53:CA:1102:A:H2'	53:CA:1103:C:H6	1.79	0.48
34:DM:35:ALA:O	34:DM:128:THR:HA	2.13	0.48
53:CA:1346:A:C4	53:CA:1348:U:C4	3.02	0.48
6:AF:85:ILE:O	6:AF:86:ARG:C	2.52	0.48
4:AD:33:ILE:O	4:AD:33:ILE:HG23	2.14	0.48
13:AM:55:LEU:O	13:AM:59:VAL:HG12	2.13	0.48
53:CA:1007:U:H2'	53:CA:1007:U:O2	2.13	0.48
43:BV:5:ASN:N	43:BV:5:ASN:HD22	2.12	0.48
9:AI:39:GLY:O	9:AI:40:ARG:HB2	2.13	0.48
31:DJ:30:THR:CG2	31:DJ:31:GLU:N	2.77	0.48
22:BA:593:U:H2'	22:BA:594:U:C6	2.49	0.48
16:AP:20:VAL:CG2	16:AP:32:PHE:HB2	2.43	0.48
8:AH:5:PRO:HB2	8:AH:32:LYS:HZ2	1.79	0.48
22:BA:603:A:C8	22:BA:655:A:C6	3.02	0.48

Continued on next page...

Continued from previous page...

Atom-1	Atom-2	Interatomic distance (Å)	Clash overlap (Å)
22:BA:1746:A:C2	22:BA:1747:U:C2	3.01	0.48
22:BA:2198:A:H4'	22:BA:2199:A:OP1	2.13	0.48
22:DA:86:G:HO2'	22:DA:87:U:H6	1.56	0.48
31:DJ:127:GLY:O	31:DJ:129:GLU:HG3	2.14	0.48
22:BA:1011:G:C4'	22:BA:1012:U:OP1	2.62	0.48
5:CE:131:ASN:C	5:CE:135:VAL:HG23	2.34	0.48
22:BA:322:A:H5'	22:BA:340:A:H1'	1.96	0.48
54:CG:59:GLU:C	54:CG:61:PHE:H	2.16	0.48
31:DJ:110:PRO:O	31:DJ:115:GLY:HA3	2.14	0.48
53:CA:935:A:H61	54:CG:2:ARG:CZ	2.27	0.48
17:AQ:28:VAL:HG23	17:AQ:29:LYS:N	2.29	0.48
11:AK:13:LYS:O	11:AK:14:GLN:CB	2.62	0.48
22:BA:2820:A:C2'	22:BA:2821:A:OP1	2.62	0.48
35:BN:1:MET:O	35:BN:2:ARG:CB	2.61	0.48
37:BP:113:LEU:O	37:BP:113:LEU:HG	2.13	0.48
18:AR:21:ASP:OD2	18:AR:23:LYS:HD2	2.14	0.48
22:DA:684:G:OP1	50:D2:16:HIS:CD2	2.67	0.48
53:CA:1062:U:H2'	53:CA:1063:C:C6	2.49	0.48
24:BC:257:ARG:NE	24:BC:269:ARG:HH22	2.12	0.48
22:DA:2:G:C5	22:DA:3:U:C4	3.01	0.48
34:BM:40:ARG:HB2	34:BM:93:VAL:HG21	1.95	0.48
51:B3:26:ALA:O	51:B3:27:ASN:CB	2.61	0.48
22:BA:1266:G:OP1	48:B0:15:ARG:NE	2.39	0.48
22:BA:1501:G:C2'	22:BA:1502:A:H5'	2.43	0.48
45:DX:58:ILE:HA	45:DX:66:VAL:HG21	1.96	0.48
1:AA:903:G:H2'	1:AA:904:U:C6	2.49	0.48
1:AA:903:G:H2'	1:AA:904:U:H6	1.78	0.48
22:DA:1014:A:O2'	22:DA:1015:U:H5'	2.14	0.48
27:BF:38:GLY:HA2	27:BF:85:GLY:HA3	1.96	0.48
22:DA:669:G:C2	22:DA:801:G:C6	3.02	0.48
3:CC:42:LEU:HD12	3:CC:46:LEU:HD12	1.95	0.48
22:DA:659:G:H4'	26:DE:95:LYS:HD3	1.95	0.48
37:DP:92:ARG:HG2	37:DP:92:ARG:O	2.14	0.48
38:BQ:27:ARG:HH11	38:BQ:27:ARG:HG3	1.77	0.48
30:BI:12:VAL:HG23	30:BI:13:ALA:H	1.78	0.48
53:CA:908:A:H2'	53:CA:909:A:C8	2.49	0.48
27:BF:3:LEU:HD13	27:BF:3:LEU:HA	1.60	0.48
1:AA:971:G:H1'	1:AA:1365:G:O2'	2.14	0.48
22:DA:1328:A:H2'	22:DA:1330:C:C4	2.49	0.47
22:DA:1385:A:C4'	22:DA:1386:C:OP1	2.30	0.47
22:DA:1345:C:H5'	22:DA:1396:U:O4	2.14	0.47

Continued on next page...

Continued from previous page...

Atom-1	Atom-2	Interatomic distance (Å)	Clash overlap (Å)
31:DJ:25:LEU:C	31:DJ:27:ARG:H	2.16	0.47
53:CA:86:G:C2	53:CA:87:C:C5	3.02	0.47
22:DA:1936:A:H2	22:DA:1943:U:C4	2.32	0.47
22:DA:2655:G:H1'	22:DA:2656:U:H5	1.79	0.47
53:CA:5:U:H4'	53:CA:6:G:H5''	1.96	0.47
22:DA:2314:A:C2	22:DA:2315:G:C5	3.02	0.47
11:CK:70:ALA:HB1	11:CK:104:PHE:HZ	1.79	0.47
1:AA:1279:G:C2'	1:AA:1279:G:N3	2.70	0.47
48:D0:27:LEU:CD1	48:D0:38:LEU:HD23	2.44	0.47
12:AL:32:VAL:O	12:AL:33:CYS:SG	2.72	0.47
26:BE:150:THR:HA	26:BE:189:THR:CG2	2.44	0.47
22:BA:2196:C:O2'	22:BA:2197:U:H5'	2.14	0.47
22:DA:804:A:H5''	22:DA:805:G:OP1	2.14	0.47
1:AA:198:G:C6	1:AA:220:G:C4	3.02	0.47
29:DH:37:VAL:HG23	29:DH:38:PRO:HD2	1.94	0.47
34:DM:41:LEU:HD13	34:DM:96:ILE:HG12	1.96	0.47
43:BV:10:LYS:N	43:BV:10:LYS:HD3	2.19	0.47
11:CK:121:ARG:NH2	21:CU:35:GLU:HG2	2.29	0.47
13:AM:7:ASN:HD22	13:AM:8:ILE:H	1.62	0.47
36:BO:34:HIS:HD2	36:BO:53:THR:OG1	1.97	0.47
25:BD:12:THR:HG22	25:BD:13:ARG:H	1.75	0.47
53:CA:882:C:H41	12:CL:5:GLN:HE21	1.62	0.47
47:DZ:4:ILE:CD1	47:DZ:58:GLU:HA	2.40	0.47
30:BI:126:ARG:HA	30:BI:129:GLU:CD	2.35	0.47
53:CA:1012:A:C5	53:CA:1013:G:N7	2.82	0.47
53:CA:1029:U:H4'	53:CA:1032:G:H1	1.79	0.47
41:DT:67:VAL:O	41:DT:68:LYS:HG3	2.13	0.47
53:CA:51:A:H4'	53:CA:52:C:H5'	1.95	0.47
20:AT:23:ARG:O	20:AT:27:MET:HB3	2.14	0.47
22:BA:141:G:H3'	22:BA:142:A:O4'	2.14	0.47
22:BA:142:A:O2'	22:BA:143:C:O5'	2.31	0.47
22:DA:174:U:H2'	22:DA:174:U:O2	2.13	0.47
26:DE:119:ILE:HD13	26:DE:143:LEU:HD21	1.96	0.47
22:BA:2273:A:H2'	22:BA:2274:A:C8	2.49	0.47
22:DA:1361:G:C5	22:DA:1362:C:C5	3.02	0.47
22:BA:2016:U:H2'	22:BA:2017:U:C6	2.49	0.47
47:DZ:10:ARG:HD2	47:DZ:52:PHE:O	2.13	0.47
22:DA:345:A:O2'	22:DA:346:A:C2	2.65	0.47
4:AD:157:ALA:O	4:AD:160:LEU:HD22	2.14	0.47
12:AL:111:GLN:O	12:AL:112:ALA:HB3	2.14	0.47
22:DA:2097:A:H2'	22:DA:2098:U:C6	2.49	0.47

Continued on next page...

Continued from previous page...

Atom-1	Atom-2	Interatomic distance (Å)	Clash overlap (Å)
1:AA:1338:G:C6	1:AA:1339:A:C6	3.02	0.47
53:CA:672:U:H2'	53:CA:673:A:C8	2.48	0.47
27:BF:147:ARG:HG3	27:BF:148:VAL:N	2.27	0.47
18:AR:19:GLU:HG3	18:AR:54:LEU:HD22	1.95	0.47
3:CC:142:ARG:HG2	3:CC:143:LEU:HD12	1.96	0.47
8:AH:74:ILE:HD12	8:AH:128:VAL:HG22	1.96	0.47
26:BE:12:LEU:O	26:BE:13:THR:HB	2.13	0.47
1:AA:120:A:C5	1:AA:122:G:C6	3.02	0.47
22:BA:60:G:H1'	22:BA:61:C:OP1	2.14	0.47
22:BA:944:C:H2'	62:BA:3348:HOH:O	2.13	0.47
19:AS:19:GLU:HA	19:AS:19:GLU:OE2	2.12	0.47
25:BD:120:GLY:HA2	25:BD:162:ALA:CB	2.44	0.47
22:DA:2386:A:H2	44:DW:38:ARG:HG2	1.79	0.47
44:BW:22:VAL:HG13	44:BW:25:PHE:CD2	2.49	0.47
44:BW:49:ASN:ND2	44:BW:49:ASN:C	2.67	0.47
42:DU:86:PHE:CG	42:DU:87:GLU:N	2.82	0.47
33:BL:29:LYS:C	33:BL:31:GLY:H	2.18	0.47
53:CA:1221:G:C2	53:CA:1222:G:H1'	2.48	0.47
53:CA:978:A:C6	53:CA:1319:A:C5	3.02	0.47
22:BA:2262:U:H4'	22:BA:2328:A:C2	2.49	0.47
53:CA:1050:G:O2'	53:CA:1051:C:H6	1.95	0.47
53:CA:1213:A:C4	53:CA:1215:G:C8	3.02	0.47
22:DA:311:A:O2'	22:DA:312:G:P	2.72	0.47
37:BP:25:VAL:HA	37:BP:84:SER:O	2.13	0.47
22:BA:119:A:C4'	22:BA:120:U:O5'	2.52	0.47
22:DA:632:A:H5''	33:DL:68:SER:OG	2.14	0.47
35:DN:35:LYS:HD3	35:DN:112:TYR:OH	2.14	0.47
22:DA:1667:G:O2'	22:DA:1991:U:O4	2.20	0.47
22:DA:748:G:O5'	40:DS:89:ALA:HB2	2.14	0.47
22:DA:2741:A:H2'	22:DA:2742:G:O4'	2.14	0.47
4:CD:115:GLN:NE2	4:CD:153:ARG:NH2	2.62	0.47
9:AI:49:GLN:N	9:AI:50:PRO:HD2	2.28	0.47
22:DA:2746:U:H5''	28:DG:137:LYS:HG2	1.96	0.47
32:DK:69:VAL:HG11	32:DK:106:GLU:CG	2.34	0.47
22:DA:834:G:H2'	22:DA:835:C:O4'	2.14	0.47
17:CQ:46:HIS:CG	17:CQ:70:LYS:HZ1	2.31	0.47
4:AD:98:ASP:HB3	4:AD:114:ARG:HG2	1.96	0.47
13:AM:3:ILE:O	13:AM:5:GLY:N	2.47	0.47
22:DA:16:C:H2'	22:DA:17:G:H8	1.79	0.47
37:DP:50:ARG:CB	37:DP:56:SER:HB3	2.44	0.47
37:DP:51:ASN:H	37:DP:56:SER:HB3	1.78	0.47

Continued on next page...

Continued from previous page...

Atom-1	Atom-2	Interatomic distance (Å)	Clash overlap (Å)
40:BS:73:LYS:CA	40:BS:73:LYS:HE3	2.44	0.47
22:BA:1585:C:O5'	22:BA:1585:C:H6	1.97	0.47
22:DA:1653:G:O6	35:DN:10:LEU:O	2.32	0.47
29:BH:40:THR:O	29:BH:42:LYS:N	2.44	0.47
22:DA:2847:U:H3'	37:DP:94:ALA:HB2	1.97	0.47
58:DF:11:VAL:O	58:DF:12:VAL:HB	2.14	0.47
22:BA:528:A:H8	22:BA:528:A:H3'	1.78	0.47
22:DA:1512:C:C4	22:DA:1513:U:C4	3.02	0.47
4:CD:71:PHE:O	4:CD:74:TYR:HB2	2.13	0.47
53:CA:802:A:H2'	53:CA:803:G:C5'	2.44	0.47
53:CA:182:A:O2'	53:CA:183:C:H2'	2.14	0.47
30:DI:109:ALA:HB1	30:DI:125:THR:HG22	1.94	0.47
55:CM:106:ARG:CZ	55:CM:112:ARG:HB3	2.44	0.47
25:DD:121:THR:CG2	25:DD:127:PHE:CD1	2.97	0.47
54:CG:37:THR:HA	54:CG:40:SER:OG	2.14	0.47
37:BP:101:GLU:C	37:BP:102:ARG:HG2	2.34	0.47
2:CB:91:VAL:HG11	2:CB:95:TRP:CD1	2.49	0.47
22:BA:2514:U:H2'	22:BA:2515:C:C6	2.50	0.47
53:CA:1496:C:H2'	53:CA:1497:G:O4'	2.13	0.47
13:AM:84:CYS:HB3	19:AS:73:PHE:CE2	2.49	0.47
25:BD:139:SER:HA	25:BD:142:VAL:HG13	1.96	0.47
53:CA:358:U:H2'	53:CA:359:G:H8	1.79	0.47
22:BA:155:A:H2'	22:BA:156:A:H8	1.77	0.47
14:CN:55:SER:HB3	14:CN:58:ARG:HG2	1.97	0.47
22:DA:270:A:H2'	22:DA:271:G:OP1	2.14	0.47
22:DA:277:G:O2'	22:DA:278:A:C4	2.67	0.47
22:DA:1969:A:H2'	22:DA:1972:G:H21	1.78	0.47
22:BA:441:U:H2'	22:BA:442:G:C8	2.50	0.47
22:DA:2556:C:H2'	22:DA:2557:G:O4'	2.14	0.47
1:AA:1514:G:O2'	1:AA:1515:G:H5'	2.14	0.47
22:BA:1866:A:C2	22:BA:1876:A:C4	3.02	0.47
42:BU:41:VAL:O	42:BU:59:GLU:HA	2.14	0.47
1:AA:886:G:H2'	1:AA:887:G:O4'	2.14	0.47
9:CI:87:MET:SD	9:CI:87:MET:N	2.87	0.47
53:CA:389:A:H2'	53:CA:389:A:N3	2.29	0.47
53:CA:1502:A:H5'	53:CA:1504:G:N7	2.29	0.47
25:BD:85:ALA:O	25:BD:86:GLU:HB2	2.14	0.47
53:CA:1158:C:O2'	53:CA:1159:U:H4'	2.14	0.47
22:DA:2093:G:O6	22:DA:2225:A:C8	2.68	0.47
21:CU:25:ALA:O	21:CU:26:GLY:C	2.52	0.47
22:DA:1606:C:O2'	22:DA:1607:C:P	2.72	0.47

Continued on next page...

Continued from previous page...

Atom-1	Atom-2	Interatomic distance (Å)	Clash overlap (Å)
22:BA:1181:U:H2'	22:BA:1182:G:C8	2.49	0.47
57:DB:109:A:C6	57:DB:110:C:N4	2.82	0.47
57:DB:17:C:C2'	57:DB:18:G:H5'	2.44	0.47
44:DW:37:VAL:HG23	44:DW:38:ARG:HD2	1.94	0.47
22:DA:49:A:C8	22:DA:51:G:C2	3.02	0.47
22:DA:301:G:C5	22:DA:302:C:N4	2.82	0.47
53:CA:1258:G:H2'	53:CA:1259:C:C6	2.49	0.47
22:DA:249:C:HO2'	22:DA:250:G:P	2.35	0.47
22:DA:1019:U:O2	22:DA:1144:A:C2	2.68	0.47
53:CA:1251:A:H2'	53:CA:1369:C:O2'	2.14	0.47
9:CI:48:ARG:C	9:CI:50:PRO:HD2	2.35	0.47
37:DP:113:LEU:HD23	37:DP:113:LEU:C	2.34	0.47
10:CJ:77:VAL:O	10:CJ:79:PRO:HD3	2.13	0.47
22:DA:2322:A:H3'	22:DA:2323:G:H8	1.79	0.47
39:BR:49:ILE:HB	39:BR:51:VAL:O	2.14	0.47
22:DA:1039:A:H2	22:DA:1116:G:H22	1.61	0.47
22:DA:1339:G:H5'	22:DA:1393:A:N1	2.28	0.47
39:DR:10:LYS:N	39:DR:10:LYS:HD2	2.29	0.47
39:BR:42:ALA:CA	39:BR:46:GLU:HB2	2.32	0.47
22:DA:2307:G:C8	22:DA:2312:U:C5	3.03	0.47
58:DF:76:PHE:CD2	58:DF:76:PHE:N	2.77	0.47
22:DA:26:G:C5'	22:DA:27:G:OP2	2.62	0.47
22:DA:27:G:H1'	22:DA:513:A:H62	1.77	0.47
22:DA:233:A:H61	22:DA:428:A:H61	1.61	0.47
22:DA:617:G:O2'	22:DA:618:G:O5'	2.32	0.47
22:DA:621:A:OP2	22:DA:621:A:H3'	2.14	0.47
22:DA:2612:C:O2	48:D0:1:ALA:HB2	2.14	0.47
1:AA:212:G:H2'	1:AA:213:G:C8	2.46	0.47
22:DA:2060:A:N6	26:DE:69:ARG:HH12	2.05	0.47
33:DL:23:ILE:HG13	39:DR:82:HIS:ND1	2.28	0.47
22:DA:2053:G:N2	22:DA:2054:A:H1'	2.30	0.47
22:DA:2054:A:C2	22:DA:2616:C:N3	2.82	0.47
22:DA:575:A:H2'	22:DA:576:U:C5	2.48	0.47
28:DG:120:ILE:O	28:DG:120:ILE:HG23	2.13	0.47
53:CA:563:A:C2'	53:CA:563:A:N3	2.73	0.47
2:AB:22:TRP:HA	2:AB:189:ASN:HA	1.96	0.47
30:BI:56:VAL:HG22	30:BI:57:VAL:N	2.29	0.47
50:B2:18:PHE:O	50:B2:22:MET:HB2	2.14	0.47
8:CH:85:TYR:CE2	8:CH:123:GLU:HB2	2.49	0.47
22:DA:1500:G:N1	22:DA:1501:G:C5	2.82	0.47
22:BA:1820:U:O2	24:BC:200:MET:HB2	2.15	0.47

Continued on next page...

Continued from previous page...

Atom-1	Atom-2	Interatomic distance (Å)	Clash overlap (Å)
22:DA:1280:G:C2'	22:DA:1281:G:H5'	2.40	0.47
31:BJ:31:GLU:OE2	31:BJ:35:ARG:HD2	2.15	0.47
9:AI:129:ARG:HA	9:AI:129:ARG:NH1	2.30	0.47
20:AT:25:SER:O	20:AT:29:THR:HG23	2.15	0.47
22:BA:1150:C:H2'	22:BA:1151:A:O5'	2.12	0.47
22:DA:11:C:H2'	22:DA:12:U:H5'	1.97	0.47
22:BA:2820:A:O2'	22:BA:2821:A:P	2.72	0.47
35:BN:44:LEU:HD23	35:BN:113:ILE:HG21	1.96	0.47
1:AA:807:A:C8	1:AA:808:C:C5	3.02	0.47
4:CD:72:ARG:HA	4:CD:203:TYR:HE1	1.80	0.47
31:BJ:13:ARG:HD3	31:BJ:51:GLY:O	2.15	0.47
28:DG:25:ILE:CG2	28:DG:78:VAL:HG21	2.44	0.47
29:DH:46:PHE:HA	29:DH:50:ARG:HH21	1.78	0.47
22:DA:2591:C:H2'	22:DA:2592:G:C8	2.49	0.47
22:BA:2562:U:H2'	22:BA:2562:U:O2	2.14	0.47
29:DH:6:LEU:HD13	29:DH:36:ALA:HA	1.96	0.47
22:BA:250:G:C6	22:BA:251:A:C6	3.03	0.47
16:AP:10:GLY:HA3	16:AP:15:PRO:HA	1.95	0.47
3:AC:59:PRO:O	3:AC:60:ALA:O	2.32	0.47
53:CA:501:C:H1'	53:CA:549:C:H1'	1.96	0.47
12:CL:81:ILE:HD11	12:CL:94:TYR:CB	2.45	0.47
37:DP:107:ALA:O	37:DP:108:ARG:C	2.52	0.47
47:DZ:6:ILE:O	47:DZ:34:THR:HA	2.14	0.47
24:BC:196:ASN:OD1	24:BC:197:ALA:N	2.47	0.47
40:DS:55:ILE:O	40:DS:59:GLU:HG2	2.15	0.47
36:DO:49:VAL:HG11	36:DO:81:ARG:HB3	1.95	0.47
53:CA:1370:G:C2	53:CA:1371:G:C5	3.01	0.47
8:AH:79:ARG:HB2	8:AH:80:PRO:HD2	1.96	0.47
53:CA:542:G:H2'	53:CA:543:U:H6	1.79	0.47
46:BY:21:LEU:HA	46:BY:25:GLN:HB3	1.95	0.47
22:BA:1315:C:O2'	22:BA:1316:U:H5'	2.14	0.47
36:BO:85:LYS:HB3	36:BO:85:LYS:HE3	1.63	0.47
25:DD:131:ASP:N	25:DD:131:ASP:OD2	2.47	0.47
22:BA:2518:A:N3	22:BA:2518:A:H2'	2.29	0.47
9:CI:125:GLN:NE2	9:CI:125:GLN:H	2.12	0.47
26:BE:110:SER:O	26:BE:113:VAL:HG12	2.14	0.47
22:DA:2092:U:H5	22:DA:2226:C:OP2	1.97	0.47
31:BJ:43:GLU:O	31:BJ:45:THR:O	2.32	0.47
43:BV:80:HIS:CG	43:BV:81:PRO:HD2	2.48	0.47
43:BV:80:HIS:CE1	43:BV:81:PRO:HD2	2.49	0.47
6:AF:40:GLU:HB2	6:AF:42:TRP:HE1	1.78	0.47

Continued on next page...

Continued from previous page...

Atom-1	Atom-2	Interatomic distance (Å)	Clash overlap (Å)
22:BA:2352:A:C2	44:BW:30:VAL:CG1	2.92	0.47
22:DA:116:C:H5''	22:DA:128:C:H41	1.78	0.47
38:DQ:87:VAL:HG12	38:DQ:88:GLU:N	2.29	0.47
51:D3:23:HIS:O	51:D3:46:LYS:HE3	2.14	0.47
22:DA:1773:A:N7	22:DA:1829:A:H1'	2.30	0.47
5:CE:22:LYS:O	5:CE:29:ILE:HB	2.14	0.47
45:DX:52:ALA:C	45:DX:54:GLY:N	2.68	0.47
53:CA:812:G:H4'	53:CA:812:G:OP1	2.13	0.47
15:AO:63:ARG:CD	15:AO:87:ARG:HH22	2.16	0.47
5:AE:149:PRO:HG2	5:AE:150:GLU:H	1.79	0.47
8:AH:45:ILE:C	8:AH:63:LYS:HD2	2.35	0.47
22:DA:636:G:H3'	33:DL:128:THR:HG21	1.96	0.47
22:DA:2615:U:C4	48:D0:2:VAL:C	2.87	0.47
53:CA:451:A:C4'	53:CA:452:A:O5'	2.55	0.47
22:DA:1358:G:H2'	22:DA:1372:U:O4	2.15	0.47
41:DT:40:LYS:HA	41:DT:43:ILE:HG22	1.97	0.47
22:DA:2748:A:C2	22:DA:2749:A:C4	3.03	0.47
31:BJ:64:VAL:HG11	31:BJ:69:ARG:N	2.30	0.47
7:AG:29:LEU:HD23	7:AG:29:LEU:O	2.14	0.47
1:AA:1229:A:H62	13:AM:103:THR:CG2	2.27	0.47
22:DA:2286:G:H5''	22:DA:2287:A:H1'	1.95	0.47
22:DA:2145:C:H3'	22:DA:2147:A:OP2	2.14	0.47
22:DA:1060:U:H4'	22:DA:1061:U:O5'	2.13	0.47
5:CE:55:VAL:N	5:CE:56:PRO:CD	2.77	0.47
10:AJ:56:HIS:O	10:AJ:57:VAL:HG12	2.14	0.47
43:DV:61:LEU:O	43:DV:72:VAL:HG22	2.14	0.47
22:DA:352:A:N3	22:DA:353:C:H1'	2.28	0.47
23:BB:15:A:O2'	23:BB:16:G:OP1	2.32	0.47
46:BY:7:ARG:N	46:BY:60:LYS:NZ	2.62	0.47
22:DA:1521:G:C6	22:DA:1522:A:C6	3.02	0.47
35:BN:73:ASN:O	35:BN:76:VAL:HG12	2.14	0.47
45:DX:67:LEU:O	45:DX:77:TYR:OH	2.32	0.47
54:CG:112:ASP:HB3	54:CG:117:LEU:HB3	1.96	0.47
54:CG:117:LEU:HG	54:CG:121:ASN:ND2	2.30	0.47
1:AA:819:A:H4'	1:AA:820:U:OP2	2.15	0.47
22:DA:99:U:O2	22:DA:99:U:O4'	2.32	0.47
24:DC:229:HIS:ND1	24:DC:230:PRO:HD2	2.30	0.47
35:DN:33:ILE:CD1	35:DN:118:ARG:HH21	2.27	0.47
57:DB:90:C:H2'	57:DB:91:C:O4'	2.14	0.47
32:BK:107:LEU:C	32:BK:109:SER:H	2.17	0.47
34:BM:21:ALA:HB2	34:BM:97:GLN:O	2.14	0.47

Continued on next page...

Continued from previous page...

Atom-1	Atom-2	Interatomic distance (Å)	Clash overlap (Å)
56:CP:20:VAL:HG23	56:CP:35:ARG:HA	1.97	0.47
22:DA:1494:A:H2'	22:DA:1495:A:H8	1.79	0.47
44:DW:46:ALA:HA	44:DW:50:VAL:HG12	1.96	0.47
22:BA:1568:G:H1'	24:BC:57:HIS:HE1	1.80	0.47
1:AA:914:A:C4	1:AA:915:A:C8	3.02	0.47
32:DK:18:ARG:HB2	32:DK:45:GLU:HB2	1.96	0.47
1:AA:67:C:H4'	1:AA:172:A:O4'	2.14	0.47
22:DA:453:A:N3	22:DA:457:A:O2'	2.47	0.47
5:AE:45:VAL:HG21	5:AE:117:ALA:CB	2.45	0.47
22:DA:2506:U:H3'	22:DA:2506:U:C6	2.48	0.47
25:DD:175:LEU:O	25:DD:176:ASP:HB2	2.12	0.47
22:DA:2188:U:H2'	22:DA:2189:U:C6	2.49	0.47
9:CI:129:ARG:CZ	9:CI:129:ARG:HA	2.44	0.47
22:BA:1135:C:H6	22:BA:1135:C:H5''	1.80	0.47
58:DF:155:ILE:H	58:DF:155:ILE:HD12	1.78	0.47
29:DH:136:SER:C	29:DH:137:GLU:HG3	2.35	0.47
53:CA:1310:G:C6	53:CA:1311:A:C6	3.03	0.47
30:DI:86:LYS:O	30:DI:87:SER:HB2	2.14	0.47
51:B3:44:ARG:N	51:B3:45:PRO:HD2	2.29	0.47
31:BJ:44:TYR:HB2	38:BQ:63:ARG:CB	2.22	0.47
22:DA:36:G:H4'	22:DA:451:U:C2	2.50	0.47
57:DB:70:C:H2'	57:DB:71:C:H6	1.79	0.47
44:BW:28:GLU:O	44:BW:30:VAL:N	2.47	0.47
22:DA:177:G:OP2	22:DA:177:G:N2	2.40	0.47
25:BD:182:ALA:C	25:BD:183:GLU:HG3	2.35	0.47
53:CA:1130:A:C6	53:CA:1131:G:N7	2.82	0.47
1:AA:921:U:H2'	1:AA:922:G:O4'	2.15	0.47
57:DB:116:G:H2'	57:DB:117:G:C8	2.42	0.47
1:AA:843:U:H3	2:CB:114:LYS:HB3	1.79	0.47
12:CL:82:ARG:HB2	12:CL:97:VAL:HG12	1.96	0.47
22:BA:1733:G:O2'	22:BA:1734:G:O5'	2.33	0.47
5:AE:81:GLN:HG2	5:AE:149:PRO:CB	2.44	0.47
55:CM:15:VAL:O	55:CM:19:THR:HG23	2.14	0.47
53:CA:1201:A:C5'	53:CA:1203:C:OP2	2.62	0.47
26:DE:129:PRO:HG3	26:DE:159:LEU:HD23	1.97	0.47
53:CA:1239:A:H1'	53:CA:1241:G:N3	2.29	0.47
58:DF:113:PHE:CE2	58:DF:116:LEU:HD22	2.50	0.47
48:D0:26:SER:O	48:D0:27:LEU:HD13	2.13	0.47
48:D0:37:HIS:CB	48:D0:43:THR:HG22	2.45	0.47
40:DS:7:HIS:HB2	40:DS:50:VAL:CG2	2.44	0.47
35:BN:33:ILE:HG12	35:BN:118:ARG:CZ	2.45	0.47

Continued on next page...

Continued from previous page...

Atom-1	Atom-2	Interatomic distance (Å)	Clash overlap (Å)
1:AA:74:A:H1'	1:AA:97:G:N2	2.29	0.47
34:BM:134:THR:HG23	43:BV:79:ARG:HH21	1.80	0.47
53:CA:175:C:O2	53:CA:1447:A:H2	1.98	0.47
22:DA:2571:U:C2'	22:DA:2572:A:OP1	2.62	0.47
28:DG:84:LYS:O	28:DG:85:LYS:CB	2.62	0.47
22:DA:164:C:H2'	22:DA:165:A:H5'	1.96	0.47
53:CA:1005:A:N7	53:CA:1006:G:H1'	2.29	0.47
40:BS:42:LYS:O	40:BS:45:VAL:HG13	2.15	0.47
28:BG:29:ASN:HD22	28:BG:29:ASN:H	1.63	0.47
32:DK:24:VAL:HG13	32:DK:33:ALA:HB2	1.97	0.47
24:BC:190:THR:CG2	24:BC:191:LEU:N	2.77	0.47
24:BC:190:THR:HG22	24:BC:191:LEU:N	2.28	0.47
22:BA:1355:G:C2	22:BA:1356:G:C8	3.03	0.47
1:AA:927:G:N1	1:AA:1391:U:C2	2.83	0.47
27:BF:39:VAL:HG11	27:BF:42:ALA:HB2	1.96	0.47
26:BE:48:THR:O	26:BE:52:VAL:HG23	2.15	0.47
1:AA:684:U:H3	1:AA:706:A:H61	1.61	0.47
11:AK:21:HIS:CD2	11:AK:34:THR:CG2	2.98	0.47
33:DL:103:ILE:HD12	33:DL:103:ILE:N	2.29	0.47
33:DL:94:THR:O	33:DL:98:ALA:N	2.46	0.47
58:DF:46:LYS:HD3	58:DF:46:LYS:O	2.15	0.47
22:DA:1308:A:N6	22:DA:1309:G:C2	2.83	0.47
22:DA:30:G:H2'	22:DA:31:C:C6	2.48	0.47
22:DA:155:A:C2	22:DA:172:A:C6	3.03	0.47
26:DE:23:PHE:HB2	26:DE:114:ARG:HH22	1.78	0.47
2:CB:60:ALA:C	2:CB:62:ARG:H	2.18	0.47
10:AJ:10:LEU:O	10:AJ:71:LEU:HD13	2.14	0.47
22:DA:1157:G:H2'	22:DA:1158:C:H6	1.80	0.47
58:DF:32:LYS:HD2	58:DF:156:THR:HG21	1.97	0.47
53:CA:1484:C:H2'	53:CA:1485:U:O4'	2.14	0.47
28:BG:109:SER:O	28:BG:110:HIS:CB	2.62	0.47
1:AA:862:C:H2'	1:AA:863:U:H5'	1.96	0.47
13:AM:89:ARG:HD2	13:AM:95:PRO:O	2.14	0.47
24:BC:78:GLU:OE1	24:BC:100:ARG:NE	2.47	0.47
22:BA:2824:C:H2'	22:BA:2825:G:O5'	2.14	0.47
11:CK:88:PRO:HD3	21:CU:28:LEU:HD11	1.97	0.47
24:DC:120:ASP:CG	24:DC:121:ALA:N	2.68	0.47
22:BA:2188:U:H2'	22:BA:2189:U:C6	2.49	0.47
22:BA:522:A:C6	22:BA:523:C:N4	2.83	0.47
49:B1:29:LYS:HB3	49:B1:29:LYS:NZ	2.30	0.47
34:DM:76:LYS:HZ1	34:DM:84:LYS:H	1.62	0.47

Continued on next page...

Continued from previous page...

Atom-1	Atom-2	Interatomic distance (Å)	Clash overlap (Å)
47:DZ:40:THR:HG22	47:DZ:42:ALA:H	1.80	0.47
30:DI:28:GLY:O	30:DI:30:GLN:HG3	2.15	0.47
22:DA:2648:G:H2'	22:DA:2649:C:O4'	2.15	0.47
22:BA:709:U:H2'	22:BA:710:U:C6	2.49	0.47
22:BA:2046:G:OP1	48:B0:11:LYS:HE3	2.14	0.47
1:AA:1380:U:C5	7:AG:2:ARG:HA	2.49	0.47
31:DJ:104:ALA:O	31:DJ:108:MET:HG3	2.14	0.47
22:BA:2678:C:H2'	22:BA:2679:A:O4'	2.14	0.47
53:CA:811:C:H4'	53:CA:900:A:N6	2.29	0.47
36:DO:108:ASP:C	36:DO:110:ALA:H	2.17	0.47
22:DA:2102:G:H2'	22:DA:2103:C:H5'	1.97	0.47
1:AA:687:A:C5	1:AA:701:U:H5	2.32	0.47
30:BI:91:LYS:O	30:BI:97:VAL:HG21	2.14	0.47
53:CA:675:A:H1'	11:CK:117:HIS:ND1	2.30	0.47
22:BA:948:C:H6	22:BA:948:C:O5'	1.98	0.47
22:BA:2801:G:H2'	22:BA:2802:G:C8	2.50	0.47
31:DJ:38:GLY:O	31:DJ:43:GLU:HB2	2.15	0.47
31:DJ:45:THR:C	31:DJ:47:HIS:H	2.17	0.47
22:DA:1010:A:OP1	38:DQ:61:ILE:HG22	2.15	0.47
22:DA:2328:A:H2'	22:DA:2329:U:C6	2.49	0.47
22:DA:1535:A:H5''	22:DA:1536:C:OP2	2.14	0.47
44:BW:69:GLU:O	44:BW:77:LYS:O	2.33	0.47
22:DA:295:G:H2'	22:DA:295:G:N3	2.29	0.47
53:CA:113:G:N2	53:CA:353:A:H8	2.09	0.47
37:DP:91:VAL:HG11	37:DP:96:LEU:HD21	1.97	0.47
22:DA:1210:G:N7	22:DA:1237:A:N6	2.63	0.47
5:AE:104:ILE:HG13	5:AE:114:LEU:HD23	1.96	0.47
39:BR:38:VAL:O	39:BR:54:VAL:HG13	2.15	0.47
22:DA:479:A:C4'	22:DA:480:A:OP1	2.50	0.47
22:DA:482:A:N6	22:DA:506:G:C8	2.82	0.47
50:B2:24:THR:O	50:B2:25:LYS:C	2.53	0.47
22:BA:2136:G:C2'	22:BA:2137:U:C5	2.95	0.47
17:AQ:15:LYS:O	17:AQ:16:MET:SD	2.73	0.47
32:DK:104:THR:C	32:DK:106:GLU:N	2.67	0.47
2:AB:66:ILE:HG13	2:AB:220:VAL:HG11	1.96	0.47
53:CA:376:G:O3'	56:CP:5:ARG:HD2	2.14	0.47
54:CG:41:ILE:HG21	54:CG:115:MET:CE	2.45	0.47
34:DM:71:LYS:HD3	34:DM:95:LEU:CD1	2.44	0.47
22:DA:575:A:H2'	22:DA:576:U:H5	1.79	0.47
25:DD:184:ARG:HH22	37:DP:6:GLN:NE2	2.04	0.47
2:AB:202:ASN:HB3	2:AB:208:ALA:HB2	1.96	0.47

Continued on next page...

Continued from previous page...

Atom-1	Atom-2	Interatomic distance (Å)	Clash overlap (Å)
53:CA:322:C:O2'	20:CT:17:ARG:HG3	2.13	0.47
10:CJ:66:GLU:HG3	14:CN:100:TRP:HZ3	1.79	0.47
53:CA:343:U:HO2'	53:CA:344:A:H8	1.63	0.47
53:CA:1190:G:O2'	3:CC:2:GLN:HA	2.14	0.47
11:AK:100:ASN:HB2	11:AK:106:ILE:HG21	1.97	0.47
23:BB:33:G:C2'	23:BB:34:A:H5'	2.44	0.47
55:CM:16:ILE:H	55:CM:16:ILE:HD12	1.80	0.47
24:BC:131:MET:HA	24:BC:134:ILE:CD1	2.44	0.47
53:CA:275:G:O2'	53:CA:276:G:C8	2.63	0.47
22:DA:1259:G:H2'	22:DA:1260:A:C8	2.49	0.47
53:CA:1226:C:C5	55:CM:102:LYS:HA	2.49	0.47
53:CA:969:A:C5	53:CA:970:C:O2	2.68	0.47
22:BA:572:A:OP2	39:BR:80:ARG:NH2	2.47	0.47
39:DR:66:HIS:CD2	39:DR:94:THR:HG22	2.50	0.47
53:CA:433:G:H2'	53:CA:434:U:H5'	1.96	0.47
22:BA:1045:C:C3'	22:BA:1046:A:C5'	2.93	0.47
41:BT:19:LYS:O	41:BT:20:ALA:C	2.51	0.47
5:AE:89:THR:HG22	5:AE:90:GLY:H	1.79	0.47
22:BA:633:A:OP1	33:BL:68:SER:OG	2.24	0.47
24:DC:156:SER:O	24:DC:157:ALA:C	2.51	0.47
25:BD:24:VAL:HA	25:BD:189:VAL:O	2.14	0.47
53:CA:888:G:H4'	53:CA:1488:G:O2'	2.15	0.47
53:CA:529:G:O6	12:CL:45:ASN:HA	2.14	0.47
55:CM:75:SER:C	55:CM:77:LYS:H	2.17	0.47
22:BA:211:C:O2'	22:BA:212:G:H5'	2.14	0.47
40:DS:22:ASP:HA	40:DS:25:ARG:NH1	2.29	0.47
1:AA:128:G:O2'	1:AA:129:A:H5'	2.14	0.47
22:DA:2376:A:H1'	36:DO:99:TYR:CZ	2.50	0.47
40:DS:79:GLY:HA3	40:DS:100:THR:OG1	2.14	0.47
22:DA:2557:G:H2'	22:DA:2558:C:C6	2.49	0.47
9:CI:128:LYS:O	9:CI:129:ARG:HB2	2.14	0.47
56:CP:41:PRO:O	56:CP:42:ILE:HD13	2.14	0.47
22:BA:813:U:H2'	22:BA:814:C:C6	2.50	0.47
22:DA:2832:U:H5''	22:DA:2834:G:H5'	1.95	0.47
27:BF:142:TYR:O	27:BF:145:VAL:HG22	2.14	0.47
22:BA:2:G:O2'	22:BA:3:U:H5'	2.14	0.47
39:BR:75:VAL:HG22	39:BR:86:GLN:HG2	1.97	0.47
22:DA:364:C:H2'	22:DA:365:U:O4'	2.13	0.47
49:D1:16:THR:CG2	49:D1:42:VAL:HG23	2.45	0.47
26:DE:144:GLU:O	26:DE:145:ASP:C	2.53	0.47
2:CB:104:LYS:N	2:CB:104:LYS:HD2	2.29	0.47

Continued on next page...

Continued from previous page...

Atom-1	Atom-2	Interatomic distance (Å)	Clash overlap (Å)
57:DB:23:G:N2	57:DB:61:G:C2	2.83	0.47
1:AA:1080:A:OP1	5:AE:51:LYS:HE3	2.14	0.47
45:BX:44:ARG:HG2	45:BX:45:PHE:N	2.28	0.47
22:BA:904:G:N3	22:BA:905:A:N7	2.61	0.47
57:DB:11:C:H2'	57:DB:15:A:N6	2.30	0.47
22:DA:1532:A:C5	22:DA:1533:C:C4	3.03	0.47
22:BA:2364:C:OP1	44:BW:54:ARG:HD2	2.14	0.47
37:BP:50:ARG:HD3	37:BP:56:SER:CB	2.33	0.47
25:BD:182:ALA:O	25:BD:183:GLU:C	2.53	0.47
53:CA:1133:G:C2	53:CA:1142:G:C5	3.03	0.47
53:CA:1276:G:H21	53:CA:1282:C:H1'	1.78	0.47
22:DA:1731:G:C2	22:DA:1733:G:N7	2.83	0.47
44:DW:8:SER:O	44:DW:9:THR:CB	2.62	0.47
24:DC:17:LYS:HD3	24:DC:18:VAL:N	2.29	0.47
22:BA:271:G:C6	22:BA:367:G:C6	3.02	0.47
22:DA:1069:A:C2	22:DA:1097:U:OP1	2.68	0.47
22:DA:1066:U:H3	22:DA:1069:A:P	2.38	0.47
22:DA:1073:A:OP2	22:DA:1073:A:H4'	2.15	0.47
1:AA:15:G:C6	1:AA:16:A:C5	3.02	0.47
52:D4:8:LYS:HA	52:D4:16:ILE:HD11	1.96	0.47
22:BA:2026:U:H2'	22:BA:2027:G:O4'	2.15	0.47
25:BD:107:VAL:H	25:BD:206:ALA:H	1.63	0.47
39:BR:38:VAL:HG11	39:BR:59:ILE:HG13	1.97	0.47
39:BR:49:ILE:C	39:BR:51:VAL:O	2.53	0.47
22:BA:163:C:O2'	22:BA:164:C:O5'	2.32	0.47
53:CA:220:G:O2'	53:CA:221:C:H5'	2.15	0.47
35:DN:22:ARG:O	35:DN:22:ARG:HG2	2.14	0.47
53:CA:973:G:H2'	53:CA:974:A:H2'	1.95	0.47
53:CA:986:U:H2'	53:CA:987:G:H8	1.77	0.47
14:CN:30:ILE:O	14:CN:40:ARG:HA	2.14	0.47
22:DA:478:A:N6	22:DA:480:A:C6	2.82	0.47
22:BA:242:G:O2'	51:B3:5:THR:HG23	2.14	0.47
4:CD:29:THR:C	4:CD:30:LYS:HD3	2.34	0.47
28:DG:91:VAL:N	28:DG:93:TYR:CD2	2.83	0.47
53:CA:990:C:O2'	53:CA:991:U:O4'	2.30	0.47
37:BP:87:ARG:NH2	37:BP:111:GLU:HG3	2.30	0.47
22:BA:2502:G:C5'	22:BA:2503:A:O5'	2.62	0.47
35:DN:99:LYS:O	48:D0:41:HIS:HB2	2.15	0.47
48:D0:54:ILE:HG13	48:D0:55:ALA:H	1.80	0.47
22:DA:425:G:H2'	22:DA:426:C:H6	1.80	0.47
12:AL:54:VAL:HG21	12:AL:79:ILE:HD11	1.95	0.47

Continued on next page...

Continued from previous page...

Atom-1	Atom-2	Interatomic distance (Å)	Clash overlap (Å)
22:DA:614:A:H4'	22:DA:616:A:N7	2.30	0.47
22:DA:608:A:C6	22:DA:621:A:C8	3.03	0.47
22:DA:657:U:H2'	22:DA:658:U:H6	1.80	0.47
22:DA:1655:A:C6	22:DA:1656:C:C2	3.01	0.47
22:DA:1262:A:C6	22:DA:1263:U:C2	3.03	0.47
31:BJ:111:LYS:HE2	31:BJ:114:LEU:HB3	1.97	0.47
28:BG:104:LEU:HB2	28:BG:112:VAL:HG21	1.96	0.47
4:AD:68:GLU:O	4:AD:72:ARG:HG2	2.15	0.47
2:AB:66:ILE:HB	2:AB:88:GLN:CB	2.37	0.47
22:BA:1142:A:C4	22:BA:1144:A:C8	3.03	0.47
22:DA:2286:G:H4'	22:DA:2287:A:N9	2.29	0.47
24:DC:78:GLU:OE2	24:DC:94:LEU:HD22	2.15	0.47
22:DA:2053:G:O2'	22:DA:2054:A:H5'	2.15	0.47
53:CA:255:G:O3'	17:CQ:18:LYS:HD2	2.15	0.47
22:DA:2699:C:H2'	22:DA:2700:A:H8	1.78	0.47
1:AA:206:C:H2'	1:AA:207:C:C4'	2.44	0.47
1:AA:672:U:H2'	1:AA:673:A:C8	2.50	0.47
36:DO:31:THR:HG23	36:DO:34:HIS:O	2.14	0.47
4:AD:98:ASP:CB	4:AD:114:ARG:HG2	2.45	0.47
22:DA:1734:G:C2'	22:DA:1735:A:C8	2.94	0.47
22:DA:1736:U:H2'	22:DA:1737:G:O4'	2.14	0.47
21:CU:39:LYS:H	21:CU:40:PRO:CD	2.26	0.47
32:BK:85:VAL:CG1	32:BK:115:ILE:HD11	2.42	0.47
38:DQ:23:TYR:HB2	38:DQ:28:SER:HB3	1.97	0.47
30:BI:60:VAL:HG22	30:BI:66:PHE:CB	2.45	0.47
22:DA:2846:G:OP1	37:DP:51:ASN:HB2	2.13	0.47
28:BG:4:ALA:HB2	28:BG:65:GLY:HA2	1.96	0.47
55:CM:18:LEU:N	55:CM:18:LEU:HD12	2.30	0.47
53:CA:158:G:C5	53:CA:164:G:C6	3.03	0.47
22:DA:1519:G:N3	22:DA:1519:G:H2'	2.29	0.47
40:BS:45:VAL:HG22	40:BS:46:LEU:N	2.28	0.47
31:BJ:37:ARG:HA	31:BJ:118:MET:CE	2.45	0.47
21:AU:36:PHE:CD1	21:AU:39:LYS:HB3	2.45	0.47
22:DA:2899:A:H2'	22:DA:2900:A:C8	2.49	0.47
15:CO:39:GLN:OE1	22:DA:716:A:C1'	2.60	0.47
1:AA:1201:A:C1'	1:AA:1202:U:OP2	2.61	0.47
33:DL:17:LYS:CE	33:DL:19:LEU:HD13	2.45	0.47
22:BA:877:A:C6	22:BA:899:A:C6	3.03	0.47
53:CA:340:U:C2	53:CA:350:G:N2	2.83	0.47
22:BA:1747:U:H2'	22:BA:1748:C:H6	1.75	0.47
1:AA:556:C:H2'	1:AA:557:G:O4'	2.15	0.47

Continued on next page...

Continued from previous page...

Atom-1	Atom-2	Interatomic distance (Å)	Clash overlap (Å)
22:DA:1364:G:C8	45:DX:1:SER:HB2	2.49	0.47
24:DC:224:MET:SD	24:DC:229:HIS:CB	3.02	0.47
31:DJ:57:LEU:HD21	31:DJ:128:ASN:HA	1.97	0.47
32:BK:108:ARG:HG3	32:BK:108:ARG:HH11	1.80	0.47
54:CG:59:GLU:HG3	54:CG:60:ALA:H	1.78	0.47
29:DH:99:ILE:HG22	29:DH:100:ALA:N	2.30	0.47
53:CA:28:A:H2'	53:CA:29:U:O4'	2.15	0.47
22:DA:1649:G:C6	22:DA:2009:A:C6	3.03	0.47
1:AA:1039:G:O2'	1:AA:1040:U:H5'	2.14	0.47
22:BA:976:G:C2	22:BA:977:G:C8	3.02	0.47
42:BU:85:ARG:HA	42:BU:91:LYS:O	2.15	0.47
54:CG:75:LYS:CE	54:CG:76:SER:H	2.26	0.47
22:BA:2820:A:HO2'	22:BA:2821:A:P	2.38	0.47
22:BA:2211:A:OP2	22:BA:2211:A:H4'	2.15	0.47
1:AA:184:G:O2'	1:AA:185:U:H6	1.97	0.47
1:AA:195:A:O2'	1:AA:196:A:H5'	2.14	0.47
22:DA:1572:A:H2'	22:DA:1573:G:H8	1.79	0.47
22:BA:2058:A:H5''	22:BA:2059:A:OP2	2.14	0.47
10:AJ:18:ILE:CG2	10:AJ:72:ARG:HE	2.28	0.47
22:BA:483:A:C8	22:BA:484:C:C5	3.02	0.47
22:BA:1371:G:O2'	22:BA:1372:U:H5'	2.14	0.47
53:CA:484:G:C4'	53:CA:485:U:O5'	2.63	0.47
22:BA:494:G:H4'	40:BS:6:LYS:O	2.15	0.47
27:BF:114:ARG:HD2	27:BF:114:ARG:N	2.30	0.47
1:AA:58:C:O2'	1:AA:59:A:H5'	2.15	0.47
41:DT:63:VAL:HG21	41:DT:80:TRP:CE2	2.50	0.47
22:DA:1411:U:H2'	22:DA:1412:U:C6	2.49	0.47
1:AA:1262:C:N4	1:AA:1274:A:C2	2.83	0.47
22:BA:745:G:C2'	22:BA:746:U:H5'	2.45	0.47
26:DE:44:ARG:H	26:DE:89:PRO:HA	1.79	0.47
1:AA:244:U:O4	1:AA:906:A:H1'	2.14	0.47
22:DA:519:U:H5''	40:DS:25:ARG:NH2	2.30	0.47
22:DA:2547:A:C2	22:DA:2562:U:C2	3.03	0.47
2:AB:103:TRP:NE1	2:AB:150:ILE:HD11	2.29	0.47
17:AQ:74:LEU:HD13	17:AQ:74:LEU:C	2.35	0.47
25:BD:139:SER:HA	25:BD:142:VAL:CG1	2.45	0.47
26:DE:79:ARG:CG	26:DE:80:SER:H	2.27	0.47
53:CA:358:U:H2'	53:CA:359:G:C8	2.49	0.47
17:CQ:45:VAL:HG11	17:CQ:60:ILE:CG2	2.45	0.47
42:BU:15:GLY:O	42:BU:17:ASP:N	2.42	0.47
33:DL:9:ALA:HB3	33:DL:12:SER:CB	2.44	0.47

Continued on next page...

Continued from previous page...

Atom-1	Atom-2	Interatomic distance (Å)	Clash overlap (Å)
53:CA:57:G:H2'	53:CA:58:C:C6	2.50	0.47
34:DM:15:GLY:O	34:DM:16:ARG:HB3	2.15	0.47
31:DJ:123:LYS:HG2	31:DJ:132:HIS:NE2	2.29	0.47
28:BG:174:LYS:HE2	28:BG:176:LYS:OXT	2.15	0.47
58:DF:58:ALA:HB1	58:DF:139:GLU:CG	2.45	0.47
22:BA:1152:C:H3'	62:BA:3357:HOH:O	2.15	0.47
34:DM:76:LYS:O	34:DM:77:PRO:O	2.32	0.47
3:CC:46:LEU:HD22	3:CC:75:VAL:HG22	1.96	0.47
25:DD:175:LEU:HB3	25:DD:176:ASP:H	1.54	0.47
26:BE:72:SER:C	26:BE:74:LYS:H	2.17	0.47
1:AA:641:U:H4'	8:AH:106:SER:O	2.15	0.47
1:AA:929:G:C6	1:AA:930:C:C4	3.02	0.47
55:CM:87:GLY:O	55:CM:91:ARG:HD2	2.14	0.47
11:AK:116:PRO:C	11:AK:118:ASN:H	2.17	0.47
22:BA:2884:U:H2'	22:BA:2885:G:C8	2.49	0.47
23:BB:112:G:H2'	23:BB:113:C:C6	2.50	0.47
42:BU:60:LYS:HA	42:BU:60:LYS:HD2	1.63	0.47
22:BA:591:U:H1'	51:B3:1:PRO:H3	1.79	0.47
3:AC:63:ILE:O	3:AC:98:ALA:HA	2.14	0.47
1:AA:628:G:H2'	1:AA:629:A:C8	2.50	0.47
18:AR:33:THR:CG2	18:AR:37:LYS:HB2	2.44	0.47
22:DA:2079:U:O2'	45:DX:22:ASN:ND2	2.47	0.47
7:AG:129:ASN:HA	7:AG:134:VAL:HG11	1.97	0.47
22:DA:1153:C:H2'	22:DA:1154:G:C8	2.50	0.47
21:CU:23:GLU:HA	21:CU:27:VAL:HG23	1.96	0.47
22:DA:1462:C:C1'	22:DA:2702:G:H21	2.27	0.47
8:CH:80:PRO:HA	8:CH:83:ARG:HE	1.79	0.47
22:BA:374:A:C2	22:BA:401:A:C4	3.03	0.47
22:DA:653:U:H2'	22:DA:653:U:O2	2.14	0.47
56:CP:7:ALA:O	56:CP:17:TYR:HA	2.13	0.47
22:BA:1609:A:H5''	62:BA:3635:HOH:O	2.14	0.47
22:BA:996:A:C2	22:BA:997:G:C8	3.02	0.47
22:DA:1314:C:OP1	22:DA:1332:G:OP1	2.33	0.47
22:DA:2385:C:O2'	22:DA:2386:A:H8	1.98	0.47
22:DA:297:G:H5''	42:DU:84:PHE:CB	2.40	0.47
10:CJ:44:THR:HG23	10:CJ:70:HIS:CG	2.49	0.47
38:DQ:87:VAL:CG1	38:DQ:88:GLU:H	2.26	0.47
22:DA:249:C:O2'	22:DA:250:G:OP2	2.31	0.47
22:DA:185:G:H2'	22:DA:186:G:H8	1.78	0.47
22:DA:432:A:H2'	22:DA:433:C:O4'	2.15	0.47
22:DA:1211:C:H5''	22:DA:1212:G:C8	2.50	0.47

Continued on next page...

Continued from previous page...

Atom-1	Atom-2	Interatomic distance (Å)	Clash overlap (Å)
5:CE:76:ASN:HA	5:CE:76:ASN:HD22	1.57	0.47
53:CA:985:C:N4	53:CA:986:U:O4	2.47	0.47
22:DA:309:A:N3	22:DA:329:G:H1'	2.30	0.47
22:DA:2309:A:H3'	22:DA:2310:C:C6	2.50	0.47
22:DA:28:A:C6	22:DA:29:U:C2	3.02	0.47
48:D0:5:ASN:HD22	48:D0:6:LYS:N	2.13	0.47
22:DA:743:A:O2'	22:DA:744:U:H5'	2.15	0.47
53:CA:1172:C:HO2'	53:CA:1173:U:H5'	1.78	0.47
33:BL:55:MET:CE	33:BL:56:PRO:HD3	2.44	0.47
2:AB:66:ILE:CG1	2:AB:220:VAL:HG11	2.45	0.47
22:DA:1416:G:C6	22:DA:1417:C:C4	3.03	0.47
22:DA:2285:C:C2'	22:DA:2286:G:H5''	2.42	0.47
22:BA:2152:G:H2'	22:BA:2153:C:O4'	2.14	0.47
5:AE:83:PRO:HB3	5:AE:96:GLN:HE22	1.76	0.47
11:AK:26:PHE:CE1	11:AK:88:PRO:HG2	2.50	0.47
11:AK:22:ILE:HD11	11:AK:85:VAL:HG22	1.97	0.47
5:CE:21:SER:OG	5:CE:28:ARG:HG3	2.15	0.47
45:BX:67:LEU:O	45:BX:69:GLU:O	2.32	0.47
53:CA:1342:C:H2'	53:CA:1343:G:C8	2.50	0.47
7:AG:112:ASP:HB2	7:AG:118:ARG:HG3	1.96	0.47
4:AD:25:ARG:O	4:AD:26:ALA:HB2	2.15	0.47
24:DC:264:LYS:HG3	24:DC:265:PHE:CD2	2.50	0.47
46:BY:14:LEU:HD13	46:BY:17:GLU:HG2	1.95	0.47
22:BA:1386:C:H2'	22:BA:1387:A:C8	2.49	0.47
30:BI:40:ALA:HB3	30:BI:68:PHE:CE1	2.50	0.47
22:DA:981:A:H5''	22:DA:982:C:OP2	2.15	0.47
40:BS:20:VAL:HG11	40:BS:44:ALA:HA	1.97	0.47
32:BK:13:ASN:O	32:BK:15:GLY:N	2.48	0.47
32:BK:43:ILE:N	32:BK:43:ILE:HD13	2.29	0.47
9:CI:11:ARG:HH22	9:CI:108:ARG:NH2	2.13	0.47
35:BN:20:MET:CG	35:BN:21:PHE:N	2.78	0.47
24:BC:159:THR:HA	24:BC:176:ARG:HD3	1.97	0.47
53:CA:1070:U:H2'	53:CA:1071:C:H6	1.79	0.47
13:AM:10:ASP:OD1	13:AM:11:HIS:N	2.33	0.47
53:CA:1372:U:C5'	9:CI:71:ILE:HD11	2.45	0.47
53:CA:71:A:C8	53:CA:100:G:C2	3.03	0.47
31:DJ:56:VAL:HG22	31:DJ:124:VAL:HA	1.97	0.47
22:BA:2406:A:OP2	22:BA:2406:A:H2'	2.15	0.47
1:AA:604:G:H2'	1:AA:605:U:O4'	2.15	0.47
32:BK:121:GLU:O	32:BK:122:VAL:C	2.53	0.47
20:CT:49:ALA:O	20:CT:52:GLU:HB3	2.15	0.47

Continued on next page...

Continued from previous page...

Atom-1	Atom-2	Interatomic distance (Å)	Clash overlap (Å)
19:AS:43:MET:HE2	19:AS:48:ILE:HG12	1.96	0.47
12:CL:72:ASN:ND2	12:CL:72:ASN:H	2.13	0.47
1:AA:186:C:H4'	20:AT:75:LYS:HG3	1.97	0.47
53:CA:183:C:H2'	53:CA:183:C:O2	2.13	0.47
3:AC:22:PHE:CD1	10:AJ:12:ALA:HA	2.50	0.47
53:CA:1481:U:H2'	53:CA:1482:G:H8	1.79	0.47
22:BA:2808:G:C2	22:BA:2891:U:C6	3.03	0.47
53:CA:740:U:O2'	15:CO:51:SER:HB3	2.15	0.47
22:BA:2316:G:H2'	22:BA:2317:A:H8	1.79	0.47
26:DE:44:ARG:HG3	26:DE:44:ARG:HH21	1.80	0.47
4:CD:84:ASN:CG	4:CD:87:GLU:HG3	2.35	0.47
22:DA:2744:G:C4	22:DA:2761:A:C2	3.02	0.47
22:DA:56:A:C2	22:DA:57:C:C2	3.02	0.47
22:DA:406:G:O2'	22:DA:407:G:O5'	2.32	0.47
22:BA:1498:C:O2'	22:BA:1499:C:H6	1.97	0.47
27:BF:21:TYR:CE2	27:BF:27:VAL:HA	2.50	0.47
22:BA:2496:C:OP1	34:BM:82:MET:HB2	2.14	0.47
38:BQ:97:ILE:HD11	38:BQ:105:PHE:N	2.30	0.47
22:BA:646:U:H2'	22:BA:647:G:OP1	2.14	0.47
28:DG:58:ALA:O	28:DG:59:ASP:C	2.53	0.47
22:DA:1668:A:O4'	22:DA:1669:A:C2	2.68	0.47
15:CO:81:ILE:HG22	15:CO:86:LEU:HB2	1.96	0.47
22:BA:2146:C:H4'	22:BA:2147:A:OP1	2.14	0.47
50:B2:36:ALA:C	50:B2:38:GLY:H	2.18	0.47
22:BA:859:G:H8	22:BA:859:G:OP2	1.96	0.47
22:BA:2065:C:H2'	22:BA:2066:C:H6	1.80	0.47
42:BU:53:GLN:N	42:BU:54:PRO:CD	2.77	0.47
37:BP:39:LEU:N	37:BP:39:LEU:HD12	2.28	0.47
41:DT:61:LEU:HD12	41:DT:61:LEU:C	2.36	0.47
58:DF:27:VAL:O	58:DF:27:VAL:HG23	2.15	0.47
29:DH:28:ASN:HA	29:DH:28:ASN:HD22	1.52	0.47
22:DA:1341:G:HO2'	22:DA:1398:C:H5'	1.76	0.47
22:DA:1609:A:C6	22:DA:1616:A:C4	3.03	0.47
57:DB:111:U:H2'	57:DB:112:G:C8	2.50	0.47
40:DS:49:LYS:HZ3	40:DS:49:LYS:HB3	1.80	0.47
53:CA:1279:G:H2'	53:CA:1279:G:N3	2.28	0.47
22:DA:1079:C:N3	22:DA:1088:A:C2	2.82	0.47
22:BA:2280:G:H2'	22:BA:2281:A:H5'	1.96	0.47
53:CA:87:C:H2'	53:CA:88:U:O4'	2.15	0.47
22:DA:76:C:O2'	22:DA:77:G:H8	1.97	0.47
22:BA:1731:G:C4	22:BA:1733:G:C8	3.03	0.47

Continued on next page...

Continued from previous page...

Atom-1	Atom-2	Interatomic distance (Å)	Clash overlap (Å)
39:BR:39:LEU:HD23	39:BR:39:LEU:H	1.80	0.47
5:AE:81:GLN:H	5:AE:81:GLN:CD	2.17	0.47
22:DA:2682:A:O2'	22:DA:2683:C:C6	2.68	0.47
35:DN:28:LEU:HD23	35:DN:29:VAL:N	2.30	0.47
48:D0:37:HIS:CD2	48:D0:43:THR:HG22	2.49	0.47
22:DA:1252:G:C2	38:DQ:32:ARG:HG2	2.50	0.47
22:DA:28:A:O2'	22:DA:29:U:H5'	2.15	0.47
5:CE:39:GLY:HA2	5:CE:45:VAL:HA	1.95	0.47
22:DA:876:C:O2	22:DA:876:C:O4'	2.31	0.47
1:AA:1005:A:C2	1:AA:1006:G:H1'	2.49	0.47
34:BM:47:GLU:O	34:BM:48:ALA:C	2.53	0.47
11:CK:84:MET:HA	11:CK:110:THR:O	2.15	0.47
22:DA:2726:A:HO2'	22:DA:2727:A:C5'	2.27	0.47
2:AB:187:ASP:HB2	2:AB:203:ASP:HB3	1.96	0.47
28:DG:103:ASN:O	28:DG:104:LEU:HD23	2.15	0.47
22:BA:100:U:C4'	22:BA:101:A:O5'	2.60	0.47
34:BM:50:ARG:O	34:BM:53:MET:HB3	2.14	0.47
26:BE:121:VAL:O	26:BE:189:THR:HA	2.15	0.47
22:DA:834:G:H1'	22:DA:2358:A:C2	2.50	0.47
22:DA:2287:A:N7	22:DA:2289:G:C8	2.82	0.47
5:AE:136:VAL:O	5:AE:137:ARG:HB2	2.14	0.47
49:B1:33:LEU:N	49:B1:51:ALA:CB	2.77	0.47
49:B1:8:ILE:CG2	49:B1:9:LYS:N	2.78	0.47
31:DJ:99:ARG:HA	31:DJ:102:GLU:CB	2.40	0.47
14:CN:76:PHE:CE2	14:CN:92:ILE:HD13	2.50	0.47
15:CO:63:ARG:NH2	22:DA:715:A:H5'	2.25	0.47
22:DA:2497:A:O2'	62:DA:3668:HOH:O	2.20	0.47
22:DA:962:G:O2'	22:DA:963:U:C5'	2.63	0.47
22:DA:224:U:OP2	22:DA:408:G:N2	2.48	0.47
31:BJ:37:ARG:HG2	31:BJ:37:ARG:O	2.14	0.47
22:DA:1492:G:H3'	22:DA:1493:C:H5'	1.97	0.47
24:BC:141:HIS:O	24:BC:143:VAL:HG23	2.14	0.47
24:BC:156:SER:O	24:BC:157:ALA:C	2.52	0.47
9:CI:38:PHE:CE2	9:CI:71:ILE:HG22	2.50	0.47
31:BJ:30:THR:HG22	31:BJ:31:GLU:N	2.28	0.47
22:DA:2403:C:H2'	22:DA:2404:U:H6	1.80	0.47
43:DV:41:GLU:HG2	43:DV:42:LEU:N	2.30	0.47
5:AE:38:VAL:HG22	5:AE:66:ALA:HB1	1.96	0.47
22:DA:822:G:O6	22:DA:943:A:C2	2.64	0.47
22:BA:1539:U:C2	22:BA:1540:G:C8	3.03	0.47
40:DS:96:ILE:HG12	40:DS:96:ILE:O	2.14	0.47

Continued on next page...

Continued from previous page...

Atom-1	Atom-2	Interatomic distance (Å)	Clash overlap (Å)
10:AJ:18:ILE:HG23	10:AJ:72:ARG:HE	1.80	0.47
34:BM:71:LYS:HD3	34:BM:95:LEU:HD13	1.96	0.47
41:DT:7:LEU:O	41:DT:10:VAL:HG13	2.15	0.47
22:DA:2376:A:H2	36:DO:92:PHE:HD2	1.63	0.47
22:BA:1290:C:H2'	22:BA:1291:C:C6	2.50	0.47
22:DA:405:U:H3'	22:DA:406:G:C5'	2.44	0.47
1:AA:1511:G:C5	1:AA:1512:U:C5	3.02	0.47
5:CE:33:THR:HG1	5:CE:49:TYR:HH	1.62	0.47
53:CA:1406:U:C2'	53:CA:1407:C:H5'	2.45	0.47
38:BQ:97:ILE:HD11	38:BQ:105:PHE:CA	2.45	0.47
22:BA:1669:A:H5''	22:BA:1670:C:OP2	2.15	0.47
27:BF:3:LEU:HD23	27:BF:100:GLU:HB2	1.96	0.47
41:DT:64:LYS:HA	41:DT:79:ASP:OD1	2.15	0.47
53:CA:420:U:C2'	53:CA:421:U:H5''	2.44	0.47
1:AA:1464:U:O2'	1:AA:1465:A:H5'	2.15	0.47
3:CC:91:ALA:HB2	3:CC:98:ALA:HB3	1.96	0.47
1:AA:1486:G:H2'	1:AA:1487:G:O4'	2.15	0.47
18:CR:44:THR:OG1	18:CR:46:THR:HG22	2.15	0.47
22:DA:2033:A:H2'	22:DA:2033:A:OP1	2.14	0.47
43:DV:14:LYS:HG3	43:DV:18:ARG:HD2	1.97	0.47
22:DA:795:C:O5'	22:DA:795:C:H6	1.97	0.47
1:AA:436:C:O2'	1:AA:437:U:H5'	2.15	0.47
22:DA:1765:U:O2'	22:DA:1766:G:H5'	2.15	0.47
1:AA:809:G:C6	1:AA:810:C:C5	3.03	0.47
22:DA:597:G:H2'	22:DA:598:U:O4'	2.15	0.47
53:CA:1175:G:H2'	53:CA:1176:A:C8	2.49	0.47
38:BQ:57:ARG:HA	38:BQ:60:TRP:CE3	2.50	0.47
38:BQ:89:ILE:O	38:BQ:90:ASP:HB2	2.15	0.47
22:DA:1313:U:OP2	22:DA:1314:C:C5	2.68	0.47
22:BA:902:C:HO2'	22:BA:903:C:H5'	1.76	0.47
31:DJ:45:THR:HG21	31:DJ:50:THR:HG23	1.96	0.47
6:AF:92:THR:O	6:AF:93:LYS:HG2	2.14	0.47
44:DW:36:ILE:HG22	44:DW:39:GLN:HB2	1.97	0.47
22:BA:2354:C:H4'	44:BW:31:LEU:HD22	1.97	0.47
22:DA:1021:A:H2'	22:DA:1022:G:H4'	1.95	0.47
22:DA:112:U:H5'	46:DY:58:ASN:HD21	1.79	0.47
22:DA:78:U:C2'	22:DA:79:C:H5'	2.45	0.47
41:BT:32:LEU:O	41:BT:83:ALA:HB2	2.15	0.47
5:AE:112:ALA:O	5:AE:113:VAL:C	2.53	0.47
5:AE:110:MET:N	5:AE:113:VAL:HG13	2.28	0.47
22:BA:1733:G:N3	22:BA:1734:G:C8	2.83	0.47

Continued on next page...

Continued from previous page...

Atom-1	Atom-2	Interatomic distance (Å)	Clash overlap (Å)
53:CA:765:G:C5	53:CA:812:G:C6	3.03	0.47
22:DA:1208:C:O2'	22:DA:1209:U:H5'	2.15	0.47
22:DA:309:A:H1'	22:DA:329:G:N3	2.30	0.47
22:DA:744:U:H2'	22:DA:745:G:O5'	2.15	0.47
22:DA:2749:A:P	22:DA:2750:A:H3'	2.55	0.47
22:DA:2416:C:N4	22:DA:2417:C:N4	2.62	0.47
22:BA:1791:A:H5''	24:BC:204:LEU:HD23	1.97	0.47
23:BB:90:C:H6	23:BB:90:C:C5'	2.21	0.47
22:BA:2148:G:O2'	22:BA:2149:U:C4'	2.63	0.47
22:DA:589:U:O2'	22:DA:590:A:OP2	2.23	0.47
32:BK:113:MET:SD	32:BK:116:ILE:HD11	2.54	0.47
5:CE:14:LEU:HD13	5:CE:59:ILE:HD12	1.97	0.47
36:DO:71:ALA:CB	36:DO:102:ARG:HB3	2.44	0.47
31:DJ:17:VAL:HG23	31:DJ:137:PRO:CB	2.40	0.47
1:AA:1168:U:H4'	1:AA:1169:A:OP2	2.15	0.47
24:BC:104:LEU:O	24:BC:105:ALA:CB	2.57	0.47
4:CD:32:LYS:O	4:CD:33:ILE:HG22	2.14	0.47
22:BA:1469:A:H2'	22:BA:1470:A:H8	1.78	0.47
22:DA:983:A:N6	22:DA:984:A:C2	2.83	0.47
1:AA:1521:C:C2	1:AA:1522:U:C5	3.03	0.47
9:CI:106:ASP:N	9:CI:106:ASP:OD1	2.48	0.47
3:AC:10:ARG:O	3:AC:11:LEU:C	2.53	0.47
29:BH:50:ARG:O	29:BH:54:LEU:HB2	2.14	0.47
45:BX:52:ALA:O	45:BX:53:LYS:HB3	2.15	0.47
22:BA:1415:U:O2	22:BA:1415:U:C2'	2.61	0.47
22:BA:973:A:H5'	22:BA:1188:U:H1'	1.95	0.47
22:BA:1857:G:N2	22:BA:1884:G:O2'	2.47	0.47
1:AA:131:A:H2'	1:AA:132:C:C6	2.50	0.47
53:CA:695:A:C6	53:CA:696:A:C2	3.02	0.47
15:AO:23:SER:O	15:AO:24:THR:C	2.53	0.47
58:DF:19:PHE:HB3	58:DF:21:TYR:CE2	2.50	0.47
11:AK:107:THR:HG22	11:AK:108:ASN:ND2	2.30	0.47
56:CP:48:GLU:CD	56:CP:51:ARG:HE	2.19	0.47
22:DA:1356:G:C6	22:DA:1376:C:N3	2.83	0.47
22:DA:1570:A:O5'	22:DA:1570:A:H8	1.98	0.47
22:BA:6:A:O2'	22:BA:7:G:H5'	2.15	0.47
22:DA:2869:G:H2'	22:DA:2870:C:O4'	2.15	0.47
28:BG:33:THR:N	28:BG:34:ARG:NH1	2.63	0.47
53:CA:369:G:OP2	53:CA:388:G:N1	2.46	0.47
1:AA:1142:G:H2'	1:AA:1143:G:O4'	2.14	0.47
37:DP:86:LYS:HA	37:DP:86:LYS:NZ	2.30	0.47

Continued on next page...

Continued from previous page...

Atom-1	Atom-2	Interatomic distance (Å)	Clash overlap (Å)
22:BA:2516:A:O2'	22:BA:2517:C:H5'	2.15	0.47
22:BA:417:C:O2'	22:BA:418:C:H5'	2.15	0.47
22:DA:404:A:N3	22:DA:406:G:C6	2.83	0.47
28:DG:154:GLU:O	28:DG:156:TYR:N	2.48	0.47
5:CE:17:VAL:HG13	5:CE:17:VAL:O	2.15	0.47
4:CD:204:SER:HB2	5:CE:105:ILE:HD11	1.97	0.47
33:BL:127:VAL:HG11	33:BL:142:ILE:HD13	1.97	0.47
22:BA:2698:U:H2'	22:BA:2699:C:C6	2.50	0.47
49:D1:16:THR:CG2	49:D1:41:VAL:HB	2.44	0.47
22:DA:2406:A:C2	33:DL:69:ARG:NH2	2.83	0.47
22:BA:204:A:H4'	22:BA:205:G:OP1	2.16	0.47
22:BA:657:U:H2'	22:BA:658:U:C6	2.50	0.47
32:DK:100:PHE:N	32:DK:100:PHE:CD1	2.82	0.47
46:DY:30:MET:O	46:DY:30:MET:SD	2.73	0.47
2:CB:71:THR:O	2:CB:72:LYS:C	2.53	0.47
22:BA:2186:G:C6	22:BA:2187:U:C2	3.02	0.47
4:CD:106:PHE:CD1	4:CD:106:PHE:N	2.77	0.47
22:BA:2801:G:H2'	22:BA:2802:G:H8	1.80	0.46
22:DA:2344:U:H2'	49:D1:35:LEU:O	2.14	0.46
31:DJ:43:GLU:CG	31:DJ:43:GLU:O	2.63	0.46
57:DB:58:A:C8	57:DB:59:A:N7	2.83	0.46
22:DA:1534:U:H2'	22:DA:1536:C:O2	2.15	0.46
54:CG:29:LEU:O	54:CG:30:MET:O	2.33	0.46
53:CA:1279:G:H2'	10:CJ:45:ARG:NH2	2.29	0.46
41:BT:39:THR:CG2	41:BT:39:THR:O	2.63	0.46
41:BT:48:GLN:HB2	41:BT:49:LYS:HE3	1.95	0.46
32:DK:62:VAL:HG12	32:DK:63:VAL:N	2.30	0.46
22:DA:185:G:C4	22:DA:212:G:N2	2.83	0.46
53:CA:86:G:O2'	53:CA:87:C:O5'	2.33	0.46
39:BR:48:LYS:CD	39:BR:48:LYS:H	2.20	0.46
22:DA:1115:G:H2'	22:DA:1116:G:H8	1.80	0.46
22:DA:1039:A:N6	22:DA:1117:C:N4	2.62	0.46
5:CE:79:THR:HG23	5:CE:81:GLN:H	1.79	0.46
53:CA:1217:C:O2'	53:CA:1218:C:H5'	2.15	0.46
53:CA:962:C:H2'	53:CA:963:G:H8	1.79	0.46
53:CA:703:G:H4'	53:CA:704:A:H5'	1.97	0.46
1:AA:1046:A:C2'	1:AA:1047:G:O5'	2.64	0.46
22:DA:201:C:C4	22:DA:202:U:C5	3.03	0.46
22:DA:425:G:C2	22:DA:426:C:C4	3.03	0.46
22:DA:1997:C:P	25:DD:129:THR:HG1	2.37	0.46
22:DA:2210:U:H4'	22:DA:2211:A:O5'	2.15	0.46

Continued on next page...

Continued from previous page...

Atom-1	Atom-2	Interatomic distance (Å)	Clash overlap (Å)
2:AB:70:GLY:HA2	2:AB:163:ILE:HG22	1.97	0.46
22:BA:683:U:H2'	22:BA:684:G:O5'	2.15	0.46
17:AQ:11:VAL:HG12	17:AQ:12:VAL:HG12	1.96	0.46
28:BG:36:LEU:N	28:BG:36:LEU:HD22	2.29	0.46
22:BA:782:A:H4'	22:BA:783:A:O5'	2.15	0.46
13:AM:106:ARG:HH12	13:AM:109:LYS:HD3	1.79	0.46
27:BF:134:GLN:HE21	27:BF:134:GLN:H	1.63	0.46
49:B1:3:GLY:C	49:B1:5:ARG:H	2.17	0.46
22:DA:2571:U:O4	22:DA:2574:G:C8	2.68	0.46
1:AA:405:U:O2'	1:AA:498:A:C8	2.65	0.46
1:AA:77:A:N6	1:AA:90:C:C5	2.83	0.46
7:AG:114:SER:HB3	7:AG:117:LEU:CG	2.40	0.46
26:BE:146:VAL:CG1	26:BE:185:LYS:HB2	2.46	0.46
24:BC:90:ILE:HG21	24:BC:102:TYR:CD1	2.50	0.46
22:DA:2600:A:C6	22:DA:2601:C:N4	2.84	0.46
53:CA:428:G:H4'	53:CA:429:U:OP1	2.14	0.46
9:AI:44:ARG:HG3	9:AI:45:MET:HE1	1.98	0.46
32:BK:5:GLN:O	32:BK:21:CYS:HB3	2.15	0.46
25:BD:108:ASP:OD2	25:BD:173:GLN:HA	2.14	0.46
1:AA:112:G:C5	1:AA:330:C:N4	2.83	0.46
10:AJ:87:LEU:HD13	10:AJ:88:MET:N	2.30	0.46
24:BC:211:ARG:HD2	24:BC:211:ARG:HA	1.49	0.46
45:BX:10:ARG:HB2	45:BX:11:PRO:CD	2.44	0.46
9:CI:26:LYS:O	9:CI:62:LEU:HB2	2.14	0.46
22:DA:85:G:C6	22:DA:98:G:C2	3.02	0.46
22:DA:84:A:H2	22:DA:98:G:N3	2.13	0.46
22:BA:1943:U:O2	22:BA:1943:U:O5'	2.33	0.46
1:AA:751:U:H4'	15:AO:23:SER:HA	1.97	0.46
10:AJ:8:ILE:O	10:AJ:73:LEU:O	2.33	0.46
1:AA:116:A:H2'	1:AA:117:G:C8	2.50	0.46
22:DA:1594:U:H2'	22:DA:1595:C:H6	1.79	0.46
22:BA:2478:A:H2'	22:BA:2479:U:H5'	1.98	0.46
1:AA:224:U:O2'	1:AA:225:C:H5'	2.14	0.46
22:DA:1352:U:C5	22:DA:1377:G:O6	2.68	0.46
22:DA:684:G:H5'	50:D2:16:HIS:NE2	2.31	0.46
53:CA:313:A:H2'	53:CA:314:C:H6	1.80	0.46
22:BA:2015:A:C2'	22:BA:2016:U:H5'	2.45	0.46
10:AJ:17:LEU:C	10:AJ:17:LEU:HD23	2.36	0.46
31:DJ:95:ARG:O	31:DJ:96:ARG:C	2.53	0.46
53:CA:791:G:C5	53:CA:792:A:N7	2.83	0.46
33:DL:48:ARG:HG3	33:DL:48:ARG:NH1	2.30	0.46

Continued on next page...

Continued from previous page...

Atom-1	Atom-2	Interatomic distance (Å)	Clash overlap (Å)
27:BF:47:LYS:HZ3	27:BF:47:LYS:HB3	1.78	0.46
25:DD:39:ASP:CG	25:DD:40:LEU:H	2.18	0.46
22:DA:2760:C:O2	22:DA:2760:C:H2'	2.14	0.46
54:CG:17:PHE:HB2	54:CG:43:TYR:OH	2.15	0.46
12:CL:6:LEU:HB3	17:CQ:33:TYR:CZ	2.51	0.46
30:DI:20:SER:OG	30:DI:25:PRO:HG2	2.15	0.46
23:BB:61:G:C5	23:BB:62:C:C5	3.03	0.46
58:DF:4:HIS:CE1	58:DF:96:TRP:CZ2	3.03	0.46
22:BA:2868:A:C6	22:BA:2869:G:C6	3.03	0.46
20:AT:54:GLN:N	20:AT:55:PRO:HD2	2.30	0.46
28:BG:93:TYR:O	28:BG:105:SER:O	2.33	0.46
6:AF:25:TYR:CE1	6:AF:78:PHE:HE2	2.33	0.46
4:CD:39:GLN:C	4:CD:41:GLY:H	2.17	0.46
22:BA:1916:A:H8	22:BA:1916:A:O5'	1.98	0.46
37:BP:12:MET:HB3	37:BP:12:MET:HE2	1.66	0.46
30:BI:18:ASN:ND2	30:BI:38:CYS:HB3	2.29	0.46
9:CI:80:HIS:O	9:CI:84:ARG:HB2	2.15	0.46
57:DB:69:G:C6	57:DB:70:C:C2	3.03	0.46
45:DX:29:LEU:HB2	45:DX:30:PRO:CD	2.44	0.46
44:BW:16:GLU:O	44:BW:17:ALA:HB3	2.16	0.46
41:BT:39:THR:CB	41:BT:42:GLU:HB2	2.31	0.46
41:BT:38:ALA:HB1	41:BT:43:ILE:HG21	1.97	0.46
22:DA:58:G:N3	22:DA:73:A:H2	2.13	0.46
22:BA:812:C:H1'	22:BA:1250:G:N2	2.29	0.46
53:CA:1272:G:H2'	53:CA:1273:C:H5'	1.97	0.46
53:CA:960:U:O2	53:CA:960:U:H2'	2.15	0.46
22:DA:2654:A:N6	22:DA:2667:C:H41	2.14	0.46
22:DA:2843:G:C2	22:DA:2875:C:N3	2.83	0.46
39:BR:2:TYR:CE1	39:BR:42:ALA:HB3	2.51	0.46
22:DA:26:G:C6	22:DA:27:G:N1	2.83	0.46
24:BC:247:TRP:C	24:BC:249:VAL:H	2.19	0.46
22:DA:744:U:C2'	22:DA:745:G:O5'	2.63	0.46
51:D3:33:THR:CG2	51:D3:34:LYS:H	2.28	0.46
38:BQ:4:LYS:HZ3	38:BQ:7:VAL:HG13	1.78	0.46
1:AA:211:G:N1	1:AA:212:G:N3	2.62	0.46
1:AA:500:G:C6	1:AA:546:A:C2	3.03	0.46
22:DA:2431:U:N3	22:DA:2434:A:OP2	2.38	0.46
43:BV:48:MET:O	43:BV:51:GLN:HG3	2.15	0.46
27:BF:135:ILE:C	27:BF:137:PHE:N	2.68	0.46
11:AK:86:LYS:HA	11:AK:113:THR:HG22	1.96	0.46
28:BG:23:ILE:CD1	28:BG:23:ILE:H	2.23	0.46

Continued on next page...

Continued from previous page...

Atom-1	Atom-2	Interatomic distance (Å)	Clash overlap (Å)
22:DA:2519:U:N1	22:DA:2542:A:N6	2.62	0.46
22:DA:769:U:O2'	22:DA:1379:U:H6	1.99	0.46
1:AA:1064:G:O4'	1:AA:1066:C:C6	2.69	0.46
41:BT:28:ASN:C	41:BT:91:GLN:HE22	2.19	0.46
43:BV:43:ASP:C	43:BV:43:ASP:OD1	2.53	0.46
1:AA:109:A:C6	1:AA:327:A:C6	3.03	0.46
45:BX:34:SER:HA	45:BX:49:ARG:HA	1.98	0.46
17:CQ:61:ARG:CG	17:CQ:75:VAL:HG11	2.44	0.46
22:DA:7:G:HO2'	31:DJ:15:TRP:HZ2	1.63	0.46
26:BE:48:THR:OG1	26:BE:50:ALA:HB3	2.15	0.46
22:DA:849:A:C6	22:DA:850:U:C4	3.04	0.46
37:BP:33:GLU:HB3	37:BP:36:LYS:O	2.15	0.46
39:DR:68:ARG:NH1	39:DR:90:ARG:HG2	2.30	0.46
1:AA:409:U:H2'	1:AA:410:G:C8	2.50	0.46
53:CA:825:A:H2'	53:CA:826:C:H6	1.79	0.46
19:CS:54:ARG:HG2	19:CS:55:GLN:N	2.29	0.46
22:DA:1566:A:H2	24:DC:212:TRP:HB2	1.75	0.46
53:CA:8:A:C5	4:CD:205:LYS:HG3	2.50	0.46
37:DP:3:ILE:O	37:DP:7:LEU:HB2	2.16	0.46
26:BE:131:THR:HG22	26:BE:161:ALA:N	2.30	0.46
22:BA:1956:U:O2	22:BA:1985:C:H4'	2.16	0.46
28:DG:106:LEU:HB2	28:DG:108:PHE:CE1	2.48	0.46
22:BA:1853:A:C5	22:BA:1889:A:C6	3.03	0.46
1:AA:1136:C:O2	1:AA:1136:C:C2'	2.62	0.46
28:BG:148:ARG:HD2	28:BG:163:TYR:CE2	2.49	0.46
12:AL:65:TYR:CD2	12:AL:86:VAL:HG21	2.50	0.46
22:DA:1768:C:H2'	22:DA:1769:U:O4'	2.15	0.46
54:CG:37:THR:HA	54:CG:40:SER:CB	2.44	0.46
22:DA:2788:C:O2	22:DA:2809:A:H2	1.99	0.46
22:BA:417:C:H2'	22:BA:418:C:C6	2.51	0.46
22:DA:2714:G:H2'	22:DA:2715:C:C6	2.49	0.46
22:DA:2516:A:C2'	22:DA:2517:C:H5'	2.45	0.46
1:AA:1032:G:N2	1:AA:1033:G:C8	2.83	0.46
57:DB:81:G:C6	57:DB:82:U:C4	3.03	0.46
57:DB:63:C:H2'	57:DB:63:C:O2	2.14	0.46
43:BV:68:LYS:O	43:BV:69:GLU:C	2.53	0.46
1:AA:462:G:H3'	1:AA:463:U:C6	2.50	0.46
22:DA:365:U:H2'	22:DA:366:C:O4'	2.15	0.46
1:AA:436:C:H2'	1:AA:437:U:C6	2.50	0.46
22:DA:2418:A:OP1	51:D3:44:ARG:HD3	2.15	0.46
22:BA:1717:A:H2'	22:BA:1718:G:O4'	2.15	0.46

Continued on next page...

Continued from previous page...

Atom-1	Atom-2	Interatomic distance (Å)	Clash overlap (Å)
53:CA:149:A:C2	53:CA:150:U:C2	3.03	0.46
14:AN:96:LYS:HD2	14:AN:97:LYS:O	2.15	0.46
7:AG:71:THR:O	7:AG:90:VAL:HG12	2.15	0.46
53:CA:684:U:H3	53:CA:706:A:H61	1.63	0.46
2:AB:26:MET:HE3	2:AB:192:PRO:HG3	1.97	0.46
8:CH:37:ASN:O	8:CH:41:GLU:HG2	2.16	0.46
22:BA:286:U:H2'	22:BA:287:G:O4'	2.14	0.46
23:BB:37:C:C5	23:BB:38:C:C5	3.03	0.46
22:BA:920:A:C6	22:BA:921:C:C4	3.02	0.46
25:DD:99:GLU:HG3	25:DD:100:LEU:N	2.31	0.46
22:BA:2348:U:O2'	22:BA:2349:G:H5'	2.15	0.46
22:BA:1963:U:H6	22:BA:1963:U:O5'	1.98	0.46
1:AA:1302:C:H2'	1:AA:1302:C:H6	1.49	0.46
26:DE:153:LEU:HB2	26:DE:171:ASP:HB3	1.97	0.46
22:BA:2193:G:H2'	22:BA:2194:U:C6	2.50	0.46
55:CM:8:ILE:N	55:CM:9:PRO:HD3	2.30	0.46
22:DA:950:G:C6	22:DA:951:C:N3	2.83	0.46
22:BA:223:A:O4'	22:BA:421:C:H4'	2.15	0.46
1:AA:654:G:H4'	8:AH:2:MET:CE	2.45	0.46
45:DX:26:ARG:HG3	45:DX:27:ARG:N	2.30	0.46
31:DJ:44:TYR:O	31:DJ:45:THR:CB	2.59	0.46
22:BA:2336:A:H61	44:BW:40:ARG:HB3	1.79	0.46
5:AE:79:THR:HB	5:AE:121:ASN:ND2	2.30	0.46
5:CE:103:GLY:HA3	5:CE:121:ASN:CA	2.43	0.46
33:BL:21:ARG:HA	33:BL:21:ARG:HD3	1.52	0.46
53:CA:1320:C:O2'	19:CS:72:GLU:HA	2.16	0.46
22:DA:1930:G:O2'	22:DA:1931:U:P	2.74	0.46
35:DN:75:ILE:HD12	35:DN:79:LEU:HD12	1.96	0.46
22:DA:1130:U:O2'	22:DA:1131:G:H8	1.97	0.46
26:DE:149:ILE:HG23	26:DE:188:MET:N	2.29	0.46
28:DG:103:ASN:HA	28:DG:112:VAL:HB	1.98	0.46
22:DA:595:C:O2	22:DA:663:G:C2	2.69	0.46
6:CF:9:MET:HE1	18:CR:64:LEU:O	2.14	0.46
2:AB:134:LEU:HD12	2:AB:137:THR:OG1	2.14	0.46
22:BA:357:C:O2'	22:BA:358:U:H5'	2.15	0.46
10:CJ:42:LEU:HD22	10:CJ:71:LEU:HD23	1.97	0.46
11:CK:124:LYS:O	21:CU:33:ARG:CZ	2.63	0.46
22:DA:963:U:O2'	22:DA:964:C:H6	1.98	0.46
22:DA:2489:U:C4	22:DA:2490:G:C6	3.04	0.46
39:BR:102:SER:O	39:BR:103:ALA:O	2.33	0.46
45:DX:76:LYS:HG3	45:DX:77:TYR:N	2.31	0.46

Continued on next page...

Continued from previous page...

Atom-1	Atom-2	Interatomic distance (Å)	Clash overlap (Å)
11:AK:42:GLY:HA3	11:AK:73:VAL:CG1	2.43	0.46
24:DC:77:VAL:CG2	24:DC:111:ALA:HA	2.45	0.46
22:BA:1857:G:C1'	22:BA:1858:A:OP2	2.64	0.46
31:DJ:56:VAL:CG2	31:DJ:124:VAL:HG23	2.45	0.46
31:BJ:56:VAL:HG12	31:BJ:57:LEU:N	2.30	0.46
20:AT:66:ILE:O	20:AT:70:LYS:HB3	2.16	0.46
22:BA:320:A:H4'	22:BA:322:A:C8	2.50	0.46
42:DU:64:ILE:HG23	42:DU:64:ILE:O	2.15	0.46
26:DE:106:LYS:HG3	26:DE:200:LEU:HD12	1.98	0.46
22:DA:1511:G:H2'	22:DA:1512:C:C6	2.51	0.46
53:CA:193:C:O2'	53:CA:194:C:H5'	2.15	0.46
32:DK:88:ASN:O	32:DK:89:ASN:HB3	2.15	0.46
22:DA:2880:C:H1'	35:DN:92:GLY:HA3	1.95	0.46
22:BA:988:A:P	47:BZ:11:SER:HB3	2.55	0.46
53:CA:740:U:H4'	15:CO:38:LEU:HD11	1.97	0.46
1:AA:531:U:H4'	1:AA:532:A:O5'	2.15	0.46
45:DX:14:GLY:HA3	45:DX:28:PHE:CE1	2.49	0.46
31:DJ:70:THR:HG22	31:DJ:90:GLU:CD	2.36	0.46
22:DA:1907:G:C2	22:DA:1924:C:C2	3.04	0.46
27:BF:21:TYR:HE2	27:BF:28:PRO:HD2	1.80	0.46
22:DA:2603:G:C5	22:DA:2604:U:C5	3.03	0.46
1:AA:1057:G:O3'	3:AC:196:GLY:HA3	2.16	0.46
53:CA:148:G:C2	53:CA:149:A:C4	3.03	0.46
19:CS:57:VAL:HG21	19:CS:75:PRO:HD2	1.98	0.46
22:DA:1638:C:H1'	22:DA:2698:U:O2'	2.16	0.46
45:DX:69:GLU:O	45:DX:71:ARG:N	2.48	0.46
22:BA:2795:C:H2'	22:BA:2796:U:C6	2.50	0.46
22:BA:343:C:O2	22:BA:343:C:H2'	2.15	0.46
22:BA:845:A:H3'	22:BA:845:A:N3	2.31	0.46
22:DA:2221:G:C5	22:DA:2222:C:C5	3.04	0.46
38:BQ:63:ARG:HH12	38:BQ:96:ASP:HB2	1.80	0.46
22:DA:1345:C:H3'	22:DA:1345:C:P	2.55	0.46
22:DA:1394:U:H3'	22:DA:1394:U:H6	1.80	0.46
22:DA:228:C:H5'	22:DA:229:C:C5	2.45	0.46
22:DA:2345:G:C5	22:DA:2381:A:C2	3.04	0.46
57:DB:109:A:O2'	57:DB:110:C:H6	1.94	0.46
4:CD:187:ARG:CZ	4:CD:191:SER:OG	2.63	0.46
57:DB:54:G:N2	58:DF:25:MET:CE	2.78	0.46
44:BW:77:LYS:O	44:BW:78:PHE:HB2	2.16	0.46
30:BI:79:LEU:HD11	30:BI:132:ALA:HA	1.97	0.46
22:BA:1062:G:H2'	22:BA:1063:G:C8	2.50	0.46

Continued on next page...

Continued from previous page...

Atom-1	Atom-2	Interatomic distance (Å)	Clash overlap (Å)
53:CA:1279:G:C5'	10:CJ:9:ARG:HH22	2.29	0.46
41:BT:7:LEU:O	41:BT:10:VAL:HG13	2.14	0.46
37:DP:88:ARG:HH11	37:DP:112:ARG:NH2	2.12	0.46
22:DA:1693:U:OP2	22:DA:1694:C:N4	2.42	0.46
57:DB:24:G:H5'	57:DB:25:U:C4	2.50	0.46
22:DA:2295:C:N4	22:DA:2296:U:O4	2.48	0.46
53:CA:198:G:O6	53:CA:220:G:C2	2.67	0.46
5:AE:152:VAL:HB	5:AE:156:ARG:HG3	1.97	0.46
22:DA:502:A:C6	22:DA:505:A:N7	2.84	0.46
25:DD:8:LYS:HB2	25:DD:201:LEU:CD1	2.32	0.46
41:DT:19:LYS:O	41:DT:20:ALA:HB2	2.15	0.46
22:DA:586:A:H5'	26:DE:84:THR:HG21	1.98	0.46
25:DD:119:ALA:HB3	25:DD:163:GLY:N	2.25	0.46
22:BA:1248:G:C4	38:BQ:2:ARG:HG2	2.51	0.46
22:DA:2755:C:O3'	22:DA:2756:U:H6	1.97	0.46
36:BO:48:LEU:N	36:BO:48:LEU:HD23	2.30	0.46
22:DA:2429:G:H3'	22:DA:2429:G:OP2	2.15	0.46
56:CP:68:SER:HB3	56:CP:71:VAL:HG13	1.97	0.46
22:DA:1179:G:N2	22:DA:1180:U:C2	2.84	0.46
22:DA:1047:G:C2'	22:DA:1048:A:OP2	2.63	0.46
17:CQ:18:LYS:HA	17:CQ:50:ASN:OD1	2.15	0.46
25:DD:107:VAL:N	25:DD:206:ALA:H	2.13	0.46
41:BT:30:ILE:O	41:BT:30:ILE:HG23	2.16	0.46
22:DA:590:A:C5	22:DA:591:U:C5	3.03	0.46
53:CA:1453:G:H2'	53:CA:1453:G:N3	2.29	0.46
7:AG:78:ARG:HD2	7:AG:83:THR:HA	1.98	0.46
4:AD:52:VAL:HG22	4:AD:53:GLN:N	2.30	0.46
1:AA:1412:C:H2'	1:AA:1413:A:C8	2.51	0.46
30:BI:56:VAL:HG11	30:BI:68:PHE:HD2	1.80	0.46
55:CM:13:HIS:NE2	55:CM:41:ASP:HA	2.29	0.46
47:DZ:4:ILE:HG21	47:DZ:56:VAL:HG13	1.98	0.46
41:BT:24:MET:O	41:BT:28:ASN:O	2.32	0.46
43:DV:77:VAL:HG13	43:DV:77:VAL:O	2.16	0.46
32:DK:2:ILE:O	32:DK:3:GLN:HG2	2.15	0.46
43:BV:25:LYS:NZ	43:BV:43:ASP:HB2	2.31	0.46
22:BA:1585:C:O2'	22:BA:1586:A:H5'	2.14	0.46
39:DR:2:TYR:HD2	39:DR:42:ALA:HB2	1.78	0.46
22:DA:410:G:C2	22:DA:2407:A:C6	3.04	0.46
22:BA:38:A:O2'	26:BE:43:THR:HA	2.15	0.46
22:DA:1288:G:N3	22:DA:1288:G:H2'	2.30	0.46
22:DA:1000:A:C6	22:DA:1001:A:C6	3.03	0.46

Continued on next page...

Continued from previous page...

Atom-1	Atom-2	Interatomic distance (Å)	Clash overlap (Å)
11:AK:76:TYR:HD1	11:AK:76:TYR:N	2.13	0.46
20:AT:38:ILE:HG12	20:AT:38:ILE:H	1.52	0.46
53:CA:708:C:H2'	53:CA:709:U:C6	2.46	0.46
22:BA:2479:U:OP1	22:BA:2537:U:H1'	2.16	0.46
43:DV:44:HIS:CD2	43:DV:85:LYS:HB2	2.51	0.46
43:DV:50:MET:O	43:DV:53:LYS:HB2	2.15	0.46
32:BK:24:VAL:HG12	32:BK:30:ARG:HD2	1.97	0.46
22:DA:157:C:H2'	22:DA:157:C:O2	2.15	0.46
22:BA:2786:U:O2'	22:BA:2787:C:H5'	2.15	0.46
22:DA:2233:U:H2'	22:DA:2234:G:C8	2.50	0.46
22:BA:831:G:C6	22:BA:832:U:C4	3.04	0.46
22:DA:1525:A:H2'	22:DA:1526:C:O4'	2.14	0.46
21:CU:28:LEU:C	21:CU:28:LEU:HD23	2.36	0.46
22:DA:167:A:H3'	22:DA:168:G:H8	1.80	0.46
1:AA:67:C:H2'	1:AA:68:G:C8	2.51	0.46
23:BB:65:U:O4	23:BB:108:A:H1'	2.15	0.46
12:CL:85:ARG:HA	12:CL:93:ARG:HA	1.96	0.46
53:CA:45:G:O2'	53:CA:46:G:H5'	2.16	0.46
1:AA:878:A:H5''	8:AH:80:PRO:HG2	1.97	0.46
53:CA:583:A:H3'	53:CA:584:G:H8	1.80	0.46
39:BR:43:ASN:HB3	39:BR:44:GLY:H	1.42	0.46
28:BG:31:GLU:O	28:BG:31:GLU:HG3	2.15	0.46
43:BV:35:GLU:HG2	43:BV:35:GLU:H	1.44	0.46
29:DH:125:THR:HG22	29:DH:146:VAL:HG11	1.97	0.46
1:AA:355:C:C4	1:AA:356:A:N7	2.83	0.46
22:DA:442:G:C6	22:DA:444:C:N4	2.83	0.46
53:CA:408:A:C2	53:CA:435:A:C2	3.04	0.46
22:DA:379:G:C5	22:DA:396:G:C6	3.03	0.46
24:DC:131:MET:HA	24:DC:134:ILE:HG12	1.98	0.46
22:DA:764:A:N1	22:DA:1789:A:O2'	2.48	0.46
17:AQ:66:LEU:O	17:AQ:67:SER:HB3	2.15	0.46
30:DI:118:GLY:O	30:DI:123:ALA:HB3	2.16	0.46
33:BL:74:THR:HA	33:BL:107:PHE:O	2.16	0.46
22:DA:77:G:H2'	22:DA:78:U:O4'	2.15	0.46
53:CA:764:C:N4	53:CA:812:G:N1	2.64	0.46
22:DA:2297:A:O2'	22:DA:2298:A:C8	2.33	0.46
39:BR:48:LYS:O	39:BR:49:ILE:C	2.51	0.46
5:AE:81:GLN:HG2	5:AE:149:PRO:CG	2.44	0.46
53:CA:1241:G:N3	53:CA:1242:G:N7	2.63	0.46
37:BP:87:ARG:HH11	37:BP:87:ARG:HG2	1.81	0.46
58:DF:137:PHE:HB2	58:DF:138:PRO:CD	2.34	0.46

Continued on next page...

Continued from previous page...

Atom-1	Atom-2	Interatomic distance (Å)	Clash overlap (Å)
22:DA:142:A:HO2'	22:DA:143:C:H6	1.50	0.46
22:BA:2742:G:OP1	52:B4:36:ARG:HD3	2.16	0.46
57:DB:42:C:N4	58:DF:87:LYS:NZ	2.58	0.46
22:BA:2485:G:H5''	34:BM:45:GLN:NE2	2.27	0.46
22:BA:947:A:O2'	22:BA:984:A:C2	2.41	0.46
14:AN:83:VAL:HG12	14:AN:84:ARG:N	2.30	0.46
22:DA:1167:C:O2'	22:DA:1168:G:H5'	2.15	0.46
32:BK:118:LEU:O	32:BK:119:ALA:HB3	2.15	0.46
5:AE:82:HIS:NE2	8:AH:95:MET:HE2	2.30	0.46
34:DM:36:VAL:HG13	43:DV:82:TYR:HD1	1.80	0.46
28:BG:59:ASP:O	28:BG:62:ALA:HB3	2.16	0.46
55:CM:12:LYS:CE	55:CM:12:LYS:HA	2.42	0.46
22:DA:768:G:N2	22:DA:1379:U:O2'	2.44	0.46
45:BX:29:LEU:CD2	45:BX:29:LEU:N	2.78	0.46
53:CA:350:G:C6	53:CA:351:G:O6	2.68	0.46
41:DT:76:ARG:HG2	41:DT:77:ARG:N	2.31	0.46
1:AA:1458:G:OP1	20:AT:29:THR:HG21	2.15	0.46
12:CL:52:CYS:O	12:CL:54:VAL:HG23	2.15	0.46
33:DL:3:LEU:O	33:DL:6:LEU:HB2	2.16	0.46
22:BA:2308:G:N7	27:BF:76:PHE:CE2	2.83	0.46
1:AA:263:A:H2'	1:AA:264:C:C6	2.50	0.46
53:CA:708:C:O2'	53:CA:709:U:H5'	2.15	0.46
13:AM:21:ILE:H	13:AM:21:ILE:HD12	1.81	0.46
25:DD:51:THR:HG23	25:DD:76:GLY:HA3	1.97	0.46
22:DA:1912:A:N6	22:DA:1917:U:H3	2.12	0.46
22:DA:1361:G:H2'	22:DA:1362:C:H5'	1.98	0.46
26:BE:134:LEU:HD21	26:BE:161:ALA:HB2	1.98	0.46
51:D3:41:ARG:CG	51:D3:41:ARG:HH21	2.28	0.46
22:DA:2052:A:OP1	25:DD:146:ILE:HG12	2.16	0.46
53:CA:728:A:C8	15:CO:53:ARG:CZ	2.98	0.46
26:DE:79:ARG:HG2	26:DE:80:SER:N	2.31	0.46
2:AB:138:ARG:HH11	2:AB:138:ARG:HB2	1.81	0.46
1:AA:896:C:H2'	1:AA:897:C:H6	1.81	0.46
22:BA:522:A:C6	22:BA:523:C:C4	3.04	0.46
26:DE:34:ALA:HA	26:DE:94:GLN:HG3	1.98	0.46
23:BB:62:C:O2'	23:BB:63:C:H5'	2.16	0.46
22:BA:709:U:H2'	22:BA:710:U:H6	1.80	0.46
1:AA:191:G:H2'	1:AA:192:A:H8	1.80	0.46
5:CE:112:ALA:O	5:CE:113:VAL:C	2.54	0.46
7:AG:136:LYS:O	7:AG:140:VAL:HG23	2.16	0.46
22:BA:1002:G:H2'	22:BA:1003:G:O5'	2.16	0.46

Continued on next page...

Continued from previous page...

Atom-1	Atom-2	Interatomic distance (Å)	Clash overlap (Å)
4:CD:86:GLY:HA3	4:CD:196:GLU:HG3	1.97	0.46
22:DA:1465:G:H2'	22:DA:1466:U:O4'	2.15	0.46
1:AA:1418:A:C2	1:AA:1483:A:C2	3.04	0.46
42:DU:42:LYS:HB2	42:DU:42:LYS:NZ	2.31	0.46
42:DU:85:ARG:HE	42:DU:85:ARG:HA	1.80	0.46
55:CM:53:ASP:HA	55:CM:56:ARG:CZ	2.46	0.46
22:BA:435:C:H2'	22:BA:436:C:H5'	1.96	0.46
22:DA:241:A:C4	22:DA:243:U:O4	2.69	0.46
22:DA:484:C:O2'	22:DA:485:C:H5'	2.15	0.46
33:BL:110:VAL:O	33:BL:111:ILE:CB	2.56	0.46
22:DA:378:C:O2'	22:DA:379:G:H5'	2.15	0.46
30:BI:79:LEU:HD22	30:BI:137:LEU:CD1	2.46	0.46
22:DA:301:G:C2	22:DA:317:G:C4	3.04	0.46
22:DA:249:C:C4'	22:DA:250:G:O5'	2.63	0.46
5:AE:114:LEU:HG	5:AE:119:VAL:HG21	1.97	0.46
38:BQ:86:SER:HB2	39:BR:50:GLY:O	2.15	0.46
19:CS:50:VAL:CG1	19:CS:70:LEU:HB3	2.46	0.46
34:BM:8:LYS:HD2	34:BM:8:LYS:HA	1.41	0.46
22:DA:876:C:O2	22:DA:876:C:C4'	2.63	0.46
22:DA:1420:A:C4	22:DA:2211:A:N7	2.84	0.46
29:DH:83:LYS:HZ1	29:DH:91:PHE:HD2	1.64	0.46
13:AM:106:ARG:HH21	13:AM:112:ARG:CB	2.27	0.46
50:D2:31:LEU:HA	50:D2:34:ARG:CB	2.40	0.46
22:DA:567:U:O4	22:DA:568:U:C4	2.69	0.46
1:AA:49:U:O2'	1:AA:50:A:H2'	2.15	0.46
36:DO:62:LEU:CD1	36:DO:65:THR:HG23	2.45	0.46
30:BI:105:LEU:HA	30:BI:108:ILE:HD12	1.97	0.46
53:CA:1523:G:P	11:CK:124:LYS:HZ3	2.38	0.46
24:DC:269:ARG:HA	24:DC:269:ARG:HE	1.81	0.46
46:BY:57:LEU:CA	46:BY:60:LYS:HB3	2.44	0.46
22:DA:2461:A:H1'	22:DA:2492:U:O2	2.15	0.46
22:DA:2773:C:H2'	22:DA:2774:C:C6	2.41	0.46
22:DA:224:U:H5	22:DA:420:C:H4'	1.80	0.46
53:CA:533:A:H2'	62:CA:1850:HOH:O	2.15	0.46
9:CI:61:ASP:C	9:CI:62:LEU:HD22	2.36	0.46
58:DF:11:VAL:HG22	58:DF:171:ALA:HA	1.97	0.46
1:AA:603:U:H2'	1:AA:604:G:H8	1.80	0.46
1:AA:1314:C:C2'	1:AA:1315:U:H5'	2.46	0.46
22:BA:528:A:H2'	22:BA:529:A:H5''	1.97	0.46
25:DD:88:GLU:O	25:DD:89:GLU:HG3	2.16	0.46
1:AA:182:A:C4	1:AA:184:G:N7	2.83	0.46

Continued on next page...

Continued from previous page...

Atom-1	Atom-2	Interatomic distance (Å)	Clash overlap (Å)
37:DP:5:LYS:O	37:DP:9:GLN:HG2	2.15	0.46
22:BA:1682:G:C8	22:BA:1757:A:N3	2.83	0.46
14:AN:50:LEU:O	14:AN:51:PRO:C	2.53	0.46
22:DA:2850:A:C6	22:DA:2869:G:H4'	2.50	0.46
22:DA:2074:U:H2'	22:DA:2075:U:C6	2.51	0.46
22:BA:1568:G:H4'	24:BC:58:LYS:CB	2.46	0.46
25:DD:30:GLU:HG2	25:DD:185:ASN:ND2	2.30	0.46
28:BG:164:ALA:C	28:BG:166:GLU:H	2.19	0.46
22:DA:1317:G:C2	22:DA:1336:A:C2	3.03	0.46
22:BA:1846:G:C2	22:BA:1895:C:C2	3.03	0.46
22:BA:1845:G:C2'	22:BA:1846:G:H5'	2.45	0.46
37:BP:37:LYS:HG2	37:BP:37:LYS:O	2.16	0.46
22:DA:2523:G:C2'	22:DA:2524:G:H5'	2.46	0.46
1:AA:872:A:C8	1:AA:874:G:C8	3.03	0.46
22:DA:2379:G:H2'	22:DA:2380:C:H6	1.78	0.46
1:AA:626:G:H2'	1:AA:627:G:H8	1.79	0.46
1:AA:898:G:N2	1:AA:901:A:OP2	2.46	0.46
22:DA:364:C:H2'	22:DA:365:U:C6	2.50	0.46
58:DF:1:ALA:HB2	58:DF:93:GLU:O	2.16	0.46
22:DA:2193:G:H2'	22:DA:2194:U:H6	1.80	0.46
53:CA:304:U:H2'	53:CA:305:G:C8	2.50	0.46
53:CA:647:C:H2'	53:CA:648:A:H8	1.80	0.46
10:AJ:91:ASP:C	10:AJ:92:LEU:HD23	2.35	0.46
22:DA:1419:A:C2	22:DA:1579:A:C2	3.04	0.46
42:DU:7:ASP:O	42:DU:8:ASP:HB2	2.14	0.46
31:BJ:40:HIS:C	31:BJ:41:LYS:HG2	2.35	0.46
22:BA:1183:U:O2'	22:BA:1184:U:H5'	2.16	0.46
31:DJ:117:ALA:HA	31:DJ:120:ARG:HD2	1.97	0.46
22:DA:2337:G:OP1	22:DA:2385:C:OP2	2.34	0.46
44:DW:20:LEU:HD12	44:DW:34:SER:H	1.81	0.46
44:BW:28:GLU:CA	44:BW:28:GLU:OE2	2.64	0.46
22:DA:117:G:C6	22:DA:119:A:C6	3.04	0.46
22:DA:120:U:C2	22:DA:149:A:C6	3.03	0.46
42:DU:94:PHE:O	42:DU:95:PHE:C	2.53	0.46
53:CA:1147:C:O2'	53:CA:1148:U:C6	2.58	0.46
22:DA:1439:A:H8	22:DA:1440:U:O4'	1.98	0.46
22:DA:1553:A:C8	22:DA:1555:G:C5	3.03	0.46
22:DA:1728:C:H2'	22:DA:1730:C:O2	2.16	0.46
22:BA:1534:U:H5'	22:BA:1535:A:OP1	2.16	0.46
22:DA:74:A:H5'	46:DY:48:ARG:HH22	1.80	0.46
5:AE:120:HIS:O	5:AE:121:ASN:CB	2.59	0.46

Continued on next page...

Continued from previous page...

Atom-1	Atom-2	Interatomic distance (Å)	Clash overlap (Å)
22:BA:1731:G:C5	22:BA:1733:G:N7	2.84	0.46
41:DT:12:ARG:HG3	46:DY:29:ARG:NH1	2.31	0.46
15:AO:69:LEU:HD22	15:AO:77:TYR:HB2	1.97	0.46
5:AE:158:LYS:HG3	8:AH:63:LYS:NZ	2.31	0.46
35:DN:73:ASN:O	35:DN:76:VAL:HG22	2.16	0.46
22:DA:1661:G:N3	22:DA:1662:U:C6	2.84	0.46
53:CA:247:G:C5	53:CA:278:G:C2	3.03	0.46
53:CA:1167:A:H2'	53:CA:1168:U:OP1	2.15	0.46
27:BF:105:ILE:C	27:BF:108:PRO:HD2	2.36	0.46
4:AD:185:PRO:HB2	4:AD:190:LEU:HD23	1.98	0.46
1:AA:404:G:N7	4:AD:1:ALA:CB	2.79	0.46
14:AN:78:LEU:HB2	14:AN:83:VAL:HG23	1.97	0.46
24:BC:20:ASN:ND2	24:BC:22:GLU:H	2.13	0.46
24:DC:128:THR:HG22	24:DC:188:ARG:CB	2.40	0.46
22:BA:1692:U:H2'	22:BA:1694:C:C5	2.51	0.46
10:AJ:51:VAL:O	10:AJ:62:ARG:HA	2.15	0.46
22:BA:2286:G:O6	49:B1:22:THR:HG21	2.16	0.46
22:DA:1568:G:N2	24:DC:57:HIS:HE1	2.09	0.46
33:BL:80:SER:C	33:BL:81:ASP:O	2.54	0.46
22:DA:2461:A:C2	22:DA:2490:G:N2	2.84	0.46
22:DA:1493:C:O2	22:DA:1493:C:C2'	2.58	0.46
22:DA:1011:G:H4'	22:DA:1012:U:OP2	2.15	0.46
30:BI:126:ARG:CA	30:BI:129:GLU:HB2	2.43	0.46
22:BA:2264:C:N4	44:BW:11:ASN:ND2	2.63	0.46
5:CE:136:VAL:O	5:CE:140:ILE:HG13	2.16	0.46
1:AA:1173:U:H2'	1:AA:1174:G:C8	2.51	0.46
51:D3:18:LYS:CD	51:D3:19:GLY:H	2.27	0.46
33:DL:100:ILE:O	33:DL:101:ILE:CB	2.63	0.46
58:DF:12:VAL:CG1	58:DF:16:MET:HG3	2.45	0.46
29:BH:21:VAL:HG21	29:BH:25:TYR:CD2	2.51	0.46
22:DA:1570:A:C6	22:DA:1571:A:C6	3.03	0.46
25:DD:4:LEU:HD23	25:DD:101:PHE:CZ	2.49	0.46
22:BA:1830:C:H6	22:BA:1830:C:O5'	1.99	0.46
22:BA:2648:G:O2'	22:BA:2649:C:H5'	2.16	0.46
24:BC:56:GLY:O	24:BC:57:HIS:O	2.34	0.46
47:BZ:9:THR:HG22	47:BZ:10:ARG:N	2.30	0.46
53:CA:729:A:H2'	53:CA:730:G:O4'	2.16	0.46
1:AA:912:C:H6	1:AA:912:C:O5'	1.98	0.46
2:AB:27:LYS:C	2:AB:29:PHE:H	2.17	0.46
37:BP:37:LYS:CD	37:BP:37:LYS:N	2.79	0.46
1:AA:697:U:O2	1:AA:798:U:H1'	2.15	0.46

Continued on next page...

Continued from previous page...

Atom-1	Atom-2	Interatomic distance (Å)	Clash overlap (Å)
22:DA:2507:C:H1'	22:DA:2583:G:C2	2.51	0.46
47:DZ:40:THR:C	47:DZ:42:ALA:N	2.68	0.46
22:BA:807:U:O2'	22:BA:808:G:H5'	2.15	0.46
22:BA:686:U:H2'	22:BA:788:A:N1	2.30	0.46
1:AA:1429:A:H4'	22:BA:1703:G:O2'	2.15	0.46
1:AA:654:G:H4'	8:AH:2:MET:HE2	1.97	0.46
22:DA:1753:G:N2	22:DA:1756:G:OP2	2.48	0.46
12:AL:107:LYS:O	12:AL:108:ASP:HB2	2.16	0.46
53:CA:846:G:O2'	53:CA:847:G:H5'	2.16	0.46
42:BU:87:GLU:O	42:BU:88:ASP:O	2.34	0.46
20:AT:19:HIS:O	20:AT:20:ASN:C	2.53	0.46
29:BH:31:VAL:HG13	29:BH:36:ALA:O	2.16	0.46
45:BX:39:VAL:HG22	45:BX:44:ARG:O	2.16	0.46
22:DA:2345:G:H4'	22:DA:2346:A:O5'	2.16	0.46
22:DA:2345:G:C4	22:DA:2347:C:C5	3.04	0.46
57:DB:54:G:C2	58:DF:25:MET:HE1	2.51	0.46
22:DA:2262:U:O2'	22:DA:2263:C:H5'	2.15	0.46
44:DW:43:LYS:HD3	44:DW:43:LYS:HA	1.64	0.46
22:BA:2356:U:C5'	44:BW:16:GLU:HG3	2.46	0.46
22:DA:83:A:N6	22:DA:101:A:H5'	2.30	0.46
53:CA:1142:G:C2	53:CA:1143:G:H1'	2.51	0.46
1:AA:480:U:C5'	1:AA:481:G:OP2	2.63	0.46
53:CA:80:A:H3'	53:CA:81:A:H4'	1.98	0.46
10:CJ:79:PRO:HA	10:CJ:84:VAL:HG11	1.97	0.46
22:BA:1131:G:OP1	31:BJ:82:GLY:CA	2.58	0.46
53:CA:243:A:H4'	53:CA:244:U:C5'	2.29	0.46
2:CB:103:TRP:HA	2:CB:106:VAL:CB	2.41	0.46
25:DD:16:THR:HG22	25:DD:20:VAL:HB	1.98	0.46
33:DL:23:ILE:HD13	39:DR:84:ARG:CZ	2.46	0.46
22:DA:1047:G:H2'	22:DA:1048:A:OP2	2.16	0.46
3:CC:172:VAL:O	3:CC:174:LEU:N	2.49	0.46
48:B0:40:HIS:HA	48:B0:48:TYR:OH	2.16	0.46
43:BV:77:VAL:HG21	43:BV:86:LEU:HD22	1.96	0.46
58:DF:39:VAL:HG13	58:DF:49:LEU:CD2	2.45	0.46
2:AB:209:VAL:O	2:AB:211:LEU:N	2.49	0.46
53:CA:216:U:H2'	53:CA:217:C:C6	2.50	0.46
53:CA:328:C:O2'	53:CA:329:A:OP2	2.28	0.46
24:BC:90:ILE:HD13	24:BC:90:ILE:HA	1.56	0.46
24:DC:15:VAL:HG13	24:DC:204:LEU:O	2.16	0.46
53:CA:1108:G:H5''	3:CC:175:HIS:ND1	2.30	0.46
22:BA:1605:C:C2'	22:BA:1606:C:H5''	2.45	0.46

Continued on next page...

Continued from previous page...

Atom-1	Atom-2	Interatomic distance (Å)	Clash overlap (Å)
43:BV:5:ASN:HD22	43:BV:5:ASN:H	1.59	0.46
22:DA:275:C:H1'	22:DA:363:G:N2	2.31	0.46
9:CI:11:ARG:NH2	9:CI:108:ARG:NH2	2.63	0.46
58:DF:60:SER:OG	58:DF:88:VAL:HG11	2.16	0.46
22:DA:9:G:N2	22:DA:10:A:N6	2.63	0.46
29:BH:66:ASN:C	29:BH:68:ARG:H	2.18	0.46
1:AA:1453:G:N2	1:AA:1454:G:C8	2.84	0.46
42:DU:58:VAL:HG12	42:DU:59:GLU:N	2.31	0.46
29:DH:78:VAL:HG22	29:DH:100:ALA:HA	1.98	0.46
35:DN:33:ILE:HD13	35:DN:118:ARG:NH2	2.31	0.46
32:BK:104:THR:O	32:BK:107:LEU:HB2	2.15	0.46
9:CI:14:SER:HA	9:CI:68:GLY:O	2.15	0.46
22:BA:847:U:H2'	22:BA:847:U:O2	2.15	0.46
22:DA:1408:G:H2'	22:DA:1409:U:C6	2.51	0.46
1:AA:1343:G:O3'	9:AI:123:ARG:HB3	2.16	0.46
14:AN:53:ASP:HA	14:AN:58:ARG:HH11	1.81	0.46
22:BA:1420:A:C5	22:BA:2211:A:C6	3.04	0.46
22:BA:2233:U:H2'	22:BA:2234:G:H8	1.75	0.46
1:AA:182:A:C4	1:AA:184:G:C8	3.04	0.46
36:BO:57:ALA:C	36:BO:59:ALA:H	2.20	0.46
3:CC:29:ALA:HB1	14:CN:64:ARG:HH12	1.77	0.46
8:AH:10:LEU:HD11	8:AH:126:CYS:HB3	1.98	0.46
47:DZ:23:LEU:HD21	47:DZ:53:MET:HE1	1.98	0.46
53:CA:1240:U:H5''	54:CG:108:ARG:HH21	1.81	0.46
37:BP:102:ARG:O	37:BP:103:THR:HG22	2.16	0.46
22:BA:1946:U:O2'	22:BA:1947:C:H5'	2.15	0.46
15:CO:38:LEU:O	15:CO:41:HIS:HB3	2.15	0.46
22:DA:347:A:H2'	22:DA:348:A:H8	1.80	0.46
22:BA:1112:G:C6	22:BA:1113:U:C4	3.04	0.46
37:BP:19:PHE:HB2	37:BP:20:ARG:H	1.51	0.46
34:BM:55:ARG:O	34:BM:56:ALA:HB2	2.15	0.46
1:AA:476:U:O2'	1:AA:477:C:H5'	2.16	0.46
30:DI:20:SER:N	30:DI:21:PRO:CD	2.79	0.46
22:DA:1754:A:OP1	37:DP:93:LYS:HE3	2.16	0.46
25:BD:33:ARG:NH2	25:BD:74:GLU:O	2.49	0.46
3:AC:164:THR:O	3:AC:165:GLU:C	2.55	0.46
22:BA:1624:U:H2'	22:BA:1625:C:H6	1.81	0.46
22:DA:146:A:C2	22:DA:147:C:C2	3.03	0.46
22:DA:2819:G:H5''	62:DA:3791:HOH:O	2.16	0.46
48:B0:38:LEU:O	48:B0:41:HIS:HB2	2.16	0.46
35:BN:18:GLN:HE21	35:BN:22:ARG:NH1	2.14	0.46

Continued on next page...

Continued from previous page...

Atom-1	Atom-2	Interatomic distance (Å)	Clash overlap (Å)
48:D0:42:ILE:HD11	48:D0:48:TYR:HB2	1.97	0.46
1:AA:320:A:H5''	1:AA:321:A:OP2	2.16	0.46
22:DA:1006:C:O5'	22:DA:1006:C:H6	1.97	0.46
22:BA:1427:A:H4'	22:BA:1428:C:O5'	2.14	0.46
45:DX:24:THR:O	45:DX:25:LYS:C	2.54	0.46
29:BH:29:PHE:O	29:BH:33:GLN:HB3	2.16	0.46
31:DJ:106:LYS:HE2	31:DJ:106:LYS:HA	1.98	0.46
44:DW:36:ILE:CG2	44:DW:39:GLN:HB2	2.45	0.46
44:BW:18:LYS:CG	44:BW:19:ARG:N	2.69	0.46
54:CG:21:LEU:O	54:CG:25:PHE:N	2.49	0.46
42:DU:86:PHE:HB2	42:DU:92:VAL:HG22	1.97	0.46
22:DA:247:G:N7	22:DA:249:C:C2	2.83	0.46
53:CA:1287:A:O2'	53:CA:1288:A:H8	1.92	0.46
37:DP:21:PRO:HA	37:DP:46:VAL:HG12	1.98	0.46
22:DA:2282:G:H4'	22:DA:2283:C:OP2	2.15	0.46
22:DA:71:A:C5'	22:DA:73:A:C8	2.97	0.46
22:DA:75:G:H4'	46:DY:48:ARG:NH2	2.31	0.46
22:DA:126:A:C8	22:DA:127:A:C6	3.04	0.46
53:CA:1365:G:O2'	53:CA:1366:C:H6	1.99	0.46
53:CA:979:C:OP2	53:CA:981:U:O4	2.34	0.46
10:CJ:52:LEU:CD2	10:CJ:59:LYS:HA	2.46	0.46
53:CA:532:A:N6	3:CC:191:THR:HG21	2.30	0.46
26:DE:154:ASP:C	26:DE:156:ASN:H	2.18	0.46
22:DA:2311:A:O2'	58:DF:84:ILE:HD13	2.16	0.46
22:DA:425:G:C2	22:DA:426:C:C5	3.04	0.46
41:DT:21:SER:HA	41:DT:25:GLU:HB2	1.98	0.46
40:DS:4:ILE:CG2	40:DS:106:VAL:HG22	2.46	0.46
22:DA:2067:G:H4'	22:DA:2068:U:OP2	2.16	0.46
22:BA:544:C:C4	22:BA:550:C:N4	2.84	0.46
2:AB:116:LEU:CD1	2:AB:140:LEU:HD11	2.45	0.46
43:DV:56:PHE:CE1	43:DV:61:LEU:HD13	2.51	0.46
37:DP:62:LYS:O	37:DP:63:ILE:HB	2.16	0.46
22:DA:2738:A:C2	22:DA:2766:A:N6	2.83	0.46
32:BK:38:ILE:HD11	32:BK:112:PHE:CZ	2.39	0.46
27:BF:128:SER:HA	27:BF:154:THR:HB	1.98	0.46
12:AL:42:LYS:O	12:AL:44:PRO:HD2	2.16	0.46
22:DA:2448:A:H61	33:DL:36:LYS:CE	2.29	0.46
6:CF:51:ILE:O	6:CF:54:LEU:HB2	2.16	0.46
40:BS:21:ALA:HB1	40:BS:74:ILE:HG12	1.98	0.46
31:BJ:88:THR:CG2	31:BJ:91:GLU:HG3	2.44	0.46
53:CA:1331:G:C2'	53:CA:1332:A:OP2	2.64	0.46

Continued on next page...

Continued from previous page...

Atom-1	Atom-2	Interatomic distance (Å)	Clash overlap (Å)
53:CA:940:C:H2'	53:CA:941:G:O4'	2.15	0.46
22:BA:2307:G:O6	27:BF:40:GLY:HA3	2.15	0.46
31:DJ:80:HIS:O	31:DJ:81:ILE:C	2.53	0.46
36:BO:103:VAL:O	36:BO:105:ALA:O	2.33	0.46
15:AO:9:LYS:NZ	15:AO:9:LYS:HB3	2.31	0.46
1:AA:600:A:H2'	1:AA:601:G:H8	1.81	0.46
22:DA:1218:G:C2	22:DA:1232:G:C5	3.03	0.46
27:BF:8:LYS:O	27:BF:12:VAL:CG1	2.63	0.46
22:DA:172:A:O2'	22:DA:173:A:H5'	2.15	0.46
22:BA:1319:C:O2	22:BA:1334:G:C2	2.68	0.46
51:D3:6:VAL:O	51:D3:6:VAL:HG12	2.16	0.46
1:AA:184:G:H4'	1:AA:224:U:O3'	2.16	0.46
21:AU:13:VAL:HG13	21:AU:15:LEU:CG	2.45	0.46
2:AB:49:PHE:CG	2:AB:212:TYR:OH	2.68	0.46
22:BA:2013:A:OP1	40:BS:96:ILE:HA	2.15	0.46
3:CC:11:LEU:O	3:CC:13:ILE:N	2.49	0.46
55:CM:113:LYS:HD3	55:CM:113:LYS:OXT	2.16	0.46
25:BD:9:VAL:HG13	25:BD:26:VAL:O	2.14	0.46
1:AA:582:C:C4	1:AA:583:A:N7	2.84	0.46
22:DA:1627:G:C2	22:DA:1628:G:N7	2.84	0.46
53:CA:501:C:H1'	53:CA:549:C:O2'	2.16	0.46
22:BA:1906:G:C2'	22:BA:1907:G:O5'	2.64	0.46
2:AB:139:GLU:O	2:AB:143:LEU:HD23	2.15	0.46
19:AS:62:THR:HG22	19:AS:63:ASP:N	2.31	0.46
22:DA:2688:G:H1'	22:DA:2721:A:H61	1.80	0.46
19:AS:79:TYR:CE1	19:AS:80:ARG:HB2	2.51	0.46
1:AA:150:U:H2'	1:AA:151:A:H8	1.81	0.46
22:BA:2848:G:H1'	22:BA:2867:G:N2	2.30	0.46
3:CC:149:LYS:HG3	3:CC:168:ARG:HB2	1.98	0.46
36:DO:49:VAL:CG1	36:DO:81:ARG:HB3	2.45	0.46
50:B2:1:MET:CE	50:B2:2:LYS:H	2.27	0.46
26:BE:47:LYS:HD3	26:BE:51:GLU:O	2.16	0.46
19:AS:40:PHE:HB2	19:AS:42:ASN:ND2	2.31	0.46
22:BA:708:G:N2	22:BA:724:U:H1'	2.31	0.46
22:BA:2486:C:H2'	22:BA:2487:G:O5'	2.16	0.46
1:AA:104:G:O2'	1:AA:105:G:H5'	2.16	0.46
51:D3:14:LYS:O	51:D3:21:PHE:O	2.34	0.46
15:CO:73:ASP:OD2	15:CO:76:ARG:HD3	2.16	0.46
53:CA:725:G:H2'	53:CA:726:C:H6	1.79	0.46
28:BG:143:VAL:O	28:BG:144:ALA:C	2.53	0.46
53:CA:922:G:C6	53:CA:923:A:C6	3.04	0.46

Continued on next page...

Continued from previous page...

Atom-1	Atom-2	Interatomic distance (Å)	Clash overlap (Å)
6:AF:20:GLY:O	6:AF:24:ARG:HD3	2.15	0.46
21:CU:52:VAL:O	21:CU:52:VAL:HG22	2.16	0.46
39:DR:98:ILE:N	39:DR:98:ILE:HD12	2.31	0.46
2:AB:136:ARG:HD2	2:AB:136:ARG:O	2.16	0.46
1:AA:421:U:H2'	1:AA:422:C:OP1	2.16	0.46
22:DA:1670:C:C5	22:DA:1671:U:C4	3.04	0.46
7:AG:7:GLY:O	7:AG:8:GLN:HB3	2.16	0.46
22:BA:999:U:P	62:BA:3356:HOH:O	2.74	0.46
22:DA:1326:U:O2'	22:DA:1327:A:C8	2.43	0.46
22:DA:230:G:O2'	22:DA:231:A:O5'	2.33	0.46
22:DA:2348:U:O2'	22:DA:2349:G:H5'	2.16	0.46
22:BA:1600:C:OP1	41:BT:81:LYS:NZ	2.49	0.46
22:DA:1731:G:C2	22:DA:1733:G:C8	3.04	0.46
24:DC:144:GLU:HG2	24:DC:146:LYS:O	2.15	0.46
39:DR:26:ASP:O	39:DR:27:ILE:HD13	2.16	0.46
28:BG:122:ALA:HB2	28:BG:132:LEU:HB3	1.96	0.46
22:DA:1083:U:H1'	22:DA:1086:A:N1	2.30	0.46
53:CA:81:A:N3	53:CA:89:U:O4	2.49	0.46
39:BR:49:ILE:HG13	39:BR:51:VAL:O	2.16	0.46
53:CA:1225:A:H2'	53:CA:1225:A:N3	2.30	0.46
53:CA:982:U:C5	53:CA:983:A:N6	2.83	0.46
53:CA:985:C:H2'	53:CA:986:U:C6	2.51	0.46
19:CS:38:THR:HG1	19:CS:40:PHE:HD1	1.63	0.46
22:DA:311:A:O2'	22:DA:332:A:H5'	2.16	0.46
22:DA:1337:G:N2	22:DA:1338:G:H1'	2.30	0.46
22:DA:1338:G:H4'	41:DT:18:GLU:CG	2.46	0.46
41:DT:18:GLU:HB2	41:DT:19:LYS:H	1.51	0.46
58:DF:147:ARG:H	58:DF:147:ARG:HD2	1.81	0.46
58:DF:134:GLN:HG3	58:DF:149:ARG:O	2.16	0.46
35:DN:67:PHE:HE2	35:DN:73:ASN:HD21	1.64	0.46
22:DA:743:A:C2'	22:DA:744:U:H5'	2.46	0.46
25:DD:112:THR:HG22	25:DD:113:SER:H	1.81	0.46
22:DA:2724:U:P	25:DD:116:LYS:HZ3	2.38	0.46
22:DA:2209:G:C2	22:DA:2216:G:C2	3.04	0.46
4:CD:157:ALA:O	4:CD:160:LEU:HB2	2.15	0.46
22:DA:2391:G:HO2'	22:DA:2392:A:P	2.39	0.46
2:CB:209:VAL:HG23	2:CB:210:THR:N	2.30	0.46
53:CA:267:C:H2'	53:CA:268:U:O5'	2.16	0.46
27:BF:134:GLN:CG	27:BF:135:ILE:N	2.77	0.46
22:DA:2143:C:C2	22:DA:2148:G:N1	2.80	0.46
22:DA:576:U:H4'	22:DA:2502:G:C8	2.51	0.46

Continued on next page...

Continued from previous page...

Atom-1	Atom-2	Interatomic distance (Å)	Clash overlap (Å)
53:CA:1004:A:C4	53:CA:1026:G:N7	2.84	0.46
53:CA:1006:G:N2	53:CA:1007:U:H1'	2.31	0.46
22:BA:2886:A:C2	22:BA:2887:A:H1'	2.51	0.46
22:DA:1869:G:C2	22:DA:1873:G:C6	3.04	0.46
22:BA:2259:U:C6	22:BA:2427:C:C4	3.04	0.46
41:DT:14:PRO:O	41:DT:32:LEU:HA	2.15	0.46
46:DY:22:LEU:HG	46:DY:23:ARG:H	1.80	0.46
22:BA:2574:G:C6	22:BA:2575:C:C4	3.04	0.46
8:AH:76:ARG:NE	8:AH:78:SER:O	2.37	0.46
22:DA:9:G:H21	22:DA:10:A:N6	2.13	0.46
1:AA:1450:U:H2'	1:AA:1452:C:C5	2.51	0.46
1:AA:345:C:H3'	37:BP:33:GLU:OE1	2.16	0.46
29:DH:94:ILE:HG13	29:DH:98:ASP:CB	2.46	0.46
53:CA:530:G:H5''	53:CA:531:U:H5''	1.98	0.46
53:CA:794:A:H4'	53:CA:1521:C:O2'	2.16	0.46
22:DA:1722:A:C6	22:DA:1739:A:C8	3.03	0.46
22:DA:999:U:C2'	22:DA:1000:A:H5'	2.46	0.46
34:DM:49:ALA:HB3	34:DM:103:TYR:OH	2.15	0.46
42:DU:54:PRO:HG2	42:DU:55:GLY:H	1.81	0.46
22:BA:2345:G:C4	22:BA:2381:A:C2	3.03	0.46
32:DK:22:ILE:HD11	32:DK:40:LYS:HG3	1.96	0.46
29:DH:49:ALA:HB3	29:DH:50:ARG:NH2	2.30	0.46
12:AL:7:VAL:HG13	17:AQ:30:HIS:HD2	1.80	0.46
17:AQ:37:ILE:H	17:AQ:37:ILE:HD12	1.81	0.46
3:CC:8:GLY:HA2	3:CC:11:LEU:HG	1.98	0.46
36:DO:18:LEU:HD13	36:DO:25:ARG:HG2	1.97	0.46
43:BV:42:LEU:HD12	43:BV:47:VAL:HG21	1.97	0.46
22:DA:1317:G:N2	22:DA:1336:A:N3	2.64	0.46
3:AC:25:THR:HG23	14:AN:75:LYS:HD3	1.98	0.46
53:CA:288:A:H2'	53:CA:289:G:H4'	1.98	0.46
22:DA:2376:A:C1'	36:DO:99:TYR:CE1	2.99	0.46
29:BH:3:VAL:HB	29:BH:37:VAL:O	2.17	0.46
53:CA:58:C:O2'	53:CA:59:A:H5'	2.15	0.46
22:DA:251:A:H8	22:DA:251:A:O5'	1.99	0.46
22:DA:752:A:C6	22:DA:1781:U:H1'	2.51	0.46
4:CD:161:ALA:O	4:CD:164:ARG:HB2	2.16	0.46
4:CD:166:LYS:HA	4:CD:167:PRO:HD2	1.69	0.46
49:D1:16:THR:HG21	49:D1:42:VAL:HG23	1.97	0.46
8:AH:66:GLN:HB3	8:AH:67:GLY:H	1.52	0.46
22:DA:2735:G:C4	22:DA:2736:A:C8	3.04	0.46
11:CK:19:VAL:N	11:CK:34:THR:O	2.48	0.46

Continued on next page...

Continued from previous page...

Atom-1	Atom-2	Interatomic distance (Å)	Clash overlap (Å)
22:BA:2783:U:H2'	22:BA:2784:U:C6	2.51	0.46
1:AA:217:C:O2'	1:AA:218:U:H5'	2.16	0.46
22:BA:2525:G:C2	22:BA:2539:C:C2	3.04	0.46
22:BA:2244:U:H2'	22:BA:2245:U:O4'	2.16	0.46
23:BB:109:A:C6	23:BB:110:C:C4	3.04	0.46
14:CN:27:LYS:HD2	14:CN:27:LYS:C	2.36	0.46
3:CC:100:ILE:HD12	3:CC:101:ASN:N	2.31	0.46
4:CD:147:LYS:O	4:CD:147:LYS:HD3	2.16	0.46
45:DX:10:ARG:HB3	45:DX:11:PRO:HD2	1.97	0.46
39:DR:19:THR:HA	39:DR:96:VAL:O	2.15	0.46
22:BA:621:A:OP2	33:BL:99:ASN:OD1	2.33	0.46
22:DA:227:A:C4'	22:DA:228:C:OP1	2.38	0.45
1:AA:979:C:OP2	1:AA:980:C:H5	1.98	0.45
31:DJ:44:TYR:CD1	38:DQ:63:ARG:NH2	2.84	0.45
53:CA:408:A:OP1	4:CD:111:ALA:HB3	2.16	0.45
22:DA:2331:G:C2	22:DA:2385:C:N3	2.84	0.45
22:BA:2331:G:O2'	44:BW:39:GLN:O	2.34	0.45
42:DU:81:ARG:O	42:DU:82:VAL:HG13	2.17	0.45
41:BT:55:VAL:O	41:BT:55:VAL:HG12	2.16	0.45
5:AE:110:MET:CB	5:AE:139:THR:HG21	2.46	0.45
5:AE:148:SER:O	5:AE:152:VAL:HG13	2.16	0.45
53:CA:20:U:O2'	53:CA:21:G:H5'	2.16	0.45
38:DQ:91:ARG:NE	39:DR:11:GLN:HB2	2.31	0.45
58:DF:101:ARG:HH11	58:DF:138:PRO:CB	2.29	0.45
52:B4:10:LEU:CD1	52:B4:33:HIS:HD2	2.26	0.45
30:BI:24:GLY:O	30:BI:34:ILE:HD12	2.17	0.45
53:CA:517:G:H5'	53:CA:519:C:C2	2.51	0.45
2:CB:119:GLN:O	2:CB:119:GLN:HG2	2.16	0.45
4:CD:143:SER:CB	4:CD:178:GLU:HG3	2.38	0.45
22:DA:1587:G:N2	22:DA:1588:G:H1'	2.31	0.45
49:B1:3:GLY:O	49:B1:5:ARG:N	2.44	0.45
53:CA:1449:C:H2'	53:CA:1450:U:O4'	2.16	0.45
4:AD:28:ASP:C	4:AD:29:THR:O	2.54	0.45
22:DA:2100:G:C6	22:DA:2101:A:C6	3.04	0.45
22:BA:2259:U:C5	22:BA:2427:C:N4	2.84	0.45
24:BC:106:PRO:HA	24:BC:141:HIS:NE2	2.30	0.45
1:AA:439:U:H4'	4:AD:120:LYS:HG3	1.97	0.45
45:BX:32:LEU:O	45:BX:33:HIS:CD2	2.69	0.45
8:CH:17:GLN:OE1	8:CH:62:LEU:HB3	2.16	0.45
22:DA:9:G:N1	22:DA:2629:U:H2'	2.28	0.45
20:AT:58:ASP:O	20:AT:61:ALA:HB3	2.16	0.45

Continued on next page...

Continued from previous page...

Atom-1	Atom-2	Interatomic distance (Å)	Clash overlap (Å)
22:BA:27:G:N2	22:BA:512:G:H1'	2.31	0.45
22:DA:1635:A:H2'	22:DA:1636:U:C6	2.51	0.45
1:AA:596:A:N6	1:AA:645:G:N1	2.63	0.45
50:D2:23:ALA:O	50:D2:24:THR:HB	2.16	0.45
25:DD:187:LEU:O	25:DD:188:LEU:HD23	2.16	0.45
10:AJ:18:ILE:CG2	10:AJ:19:ASP:N	2.79	0.45
26:BE:134:LEU:CD2	26:BE:161:ALA:HB2	2.47	0.45
46:DY:6:LEU:HD21	46:DY:56:LEU:HD12	1.98	0.45
39:DR:48:LYS:N	39:DR:48:LYS:HD2	2.31	0.45
1:AA:376:G:H5''	16:AP:5:ARG:HB2	1.98	0.45
42:BU:3:LYS:O	42:BU:82:VAL:HG21	2.15	0.45
55:CM:80:MET:HE2	55:CM:80:MET:HB2	1.90	0.45
22:BA:1821:A:H2'	22:BA:1822:C:C6	2.51	0.45
22:DA:1980:G:O2'	22:DA:1982:U:OP2	2.32	0.45
10:CJ:101:SER:O	10:CJ:102:LEU:HB2	2.16	0.45
22:BA:1152:C:H2'	22:BA:1153:C:H6	1.80	0.45
5:AE:15:ILE:HG21	5:AE:35:LEU:HD23	1.97	0.45
22:DA:2873:A:H4'	62:DA:3790:HOH:O	2.16	0.45
53:CA:1078:U:C5	53:CA:1079:G:C5	3.04	0.45
22:BA:1570:A:C6	22:BA:1571:A:C6	3.04	0.45
10:CJ:49:PHE:CE2	14:CN:73:LEU:HD13	2.51	0.45
23:BB:54:G:H21	27:BF:25:MET:CE	2.29	0.45
39:BR:21:ARG:NH2	39:BR:93:PHE:CE1	2.85	0.45
53:CA:116:A:O5'	53:CA:116:A:H8	1.98	0.45
22:BA:2255:G:H2'	22:BA:2256:G:O4'	2.16	0.45
16:AP:56:ARG:HD2	16:AP:56:ARG:HA	1.76	0.45
22:DA:701:G:H2'	22:DA:701:G:N3	2.30	0.45
35:BN:30:ARG:HE	35:BN:30:ARG:HB2	1.46	0.45
38:BQ:94:LEU:O	38:BQ:96:ASP:N	2.47	0.45
22:DA:1328:A:H2'	22:DA:1330:C:C5	2.51	0.45
22:DA:2348:U:H2'	22:DA:2349:G:C8	2.48	0.45
22:DA:2332:C:H4'	44:DW:40:ARG:CZ	2.46	0.45
22:DA:379:G:C5	22:DA:396:G:O6	2.69	0.45
1:AA:17:U:H2'	1:AA:18:C:C6	2.51	0.45
53:CA:764:C:N4	53:CA:812:G:C6	2.84	0.45
22:DA:1273:U:H4'	22:DA:1275:A:OP2	2.16	0.45
53:CA:1319:A:C6	53:CA:1323:G:C4	3.04	0.45
53:CA:1271:A:O2'	14:CN:33:VAL:HG21	2.16	0.45
22:DA:1207:C:H2'	22:DA:1208:C:C6	2.50	0.45
22:BA:2742:G:O2'	22:BA:2743:U:H5'	2.16	0.45
48:D0:37:HIS:HB3	48:D0:43:THR:HG22	1.99	0.45

Continued on next page...

Continued from previous page...

Atom-1	Atom-2	Interatomic distance (Å)	Clash overlap (Å)
22:DA:604:G:C6	22:DA:625:G:N1	2.84	0.45
22:DA:1264:A:H1'	22:DA:2015:A:N6	2.31	0.45
22:DA:748:G:HO2'	22:DA:749:A:H3'	1.81	0.45
53:CA:32:A:C2	53:CA:33:A:C5	3.05	0.45
1:AA:251:G:H4'	1:AA:252:U:O5'	2.17	0.45
22:DA:973:A:O5'	39:DR:81:LYS:HE3	2.16	0.45
4:CD:154:VAL:O	4:CD:157:ALA:HB3	2.16	0.45
17:AQ:12:VAL:CG1	17:AQ:21:VAL:O	2.64	0.45
28:BG:35:THR:C	28:BG:36:LEU:HD22	2.36	0.45
22:DA:2144:G:O2'	22:DA:2145:C:O5'	2.34	0.45
58:DF:41:GLU:CG	58:DF:42:ALA:H	2.26	0.45
58:DF:41:GLU:O	58:DF:43:ILE:N	2.49	0.45
14:AN:20:PHE:HA	14:AN:24:ALA:HB3	1.98	0.45
22:DA:1255:U:O2'	22:DA:1256:G:OP1	2.33	0.45
25:DD:149:ASN:OD1	25:DD:150:GLN:N	2.49	0.45
1:AA:497:G:O2'	1:AA:498:A:H5'	2.16	0.45
28:DG:86:LEU:HA	28:DG:163:TYR:CB	2.40	0.45
1:AA:86:G:N3	1:AA:87:C:H5	2.15	0.45
1:AA:1286:U:H2'	1:AA:1286:U:O2	2.16	0.45
4:AD:57:LYS:HG3	4:AD:58:GLN:N	2.31	0.45
22:BA:1190:G:OP1	33:BL:32:GLY:CA	2.60	0.45
11:AK:100:ASN:HD22	11:AK:106:ILE:CG2	2.25	0.45
22:BA:2888:C:H2'	22:BA:2889:C:C6	2.51	0.45
22:DA:962:G:O2'	22:DA:963:U:O5'	2.33	0.45
22:DA:983:A:H2'	22:DA:984:A:H5'	1.98	0.45
58:DF:102:LEU:HB3	58:DF:103:ILE:HD12	1.99	0.45
58:DF:169:LEU:HB3	58:DF:174:PHE:HB2	1.98	0.45
53:CA:163:C:H2'	53:CA:164:G:O5'	2.16	0.45
9:AI:40:ARG:O	9:AI:44:ARG:HD3	2.16	0.45
30:BI:123:ALA:HA	30:BI:126:ARG:CZ	2.46	0.45
31:BJ:32:LEU:CD2	31:BJ:54:ILE:HG12	2.46	0.45
1:AA:1453:G:H2'	1:AA:1454:G:O4'	2.15	0.45
53:CA:781:A:H2	53:CA:1514:G:H4'	1.81	0.45
22:DA:1904:G:OP2	22:DA:1971:U:O4	2.33	0.45
2:CB:19:THR:OG1	2:CB:20:ARG:N	2.47	0.45
33:DL:103:ILE:H	33:DL:103:ILE:HD12	1.81	0.45
40:DS:36:LEU:C	40:DS:38:TYR:N	2.70	0.45
22:BA:748:G:OP2	40:BS:88:ARG:HG3	2.16	0.45
22:BA:2210:U:H4'	22:BA:2211:A:H5'	1.99	0.45
1:AA:1447:A:H5''	1:AA:1448:C:H5	1.81	0.45
21:CU:9:GLU:HB3	21:CU:10:PRO:HD2	1.97	0.45

Continued on next page...

Continued from previous page...

Atom-1	Atom-2	Interatomic distance (Å)	Clash overlap (Å)
21:CU:8:ASN:CG	21:CU:9:GLU:H	2.19	0.45
6:CF:90:MET:CE	18:CR:60:ARG:HD3	2.47	0.45
1:AA:1144:G:C8	1:AA:1144:G:OP2	2.69	0.45
53:CA:748:G:H2'	53:CA:749:A:C8	2.51	0.45
53:CA:555:U:H2'	53:CA:556:C:H6	1.79	0.45
22:DA:2561:U:H2'	22:DA:2562:U:O5'	2.15	0.45
55:CM:69:ARG:HA	55:CM:72:ILE:CG2	2.46	0.45
24:DC:191:LEU:HD22	24:DC:191:LEU:N	2.32	0.45
22:DA:2595:G:N1	22:DA:2599:G:C6	2.84	0.45
29:BH:76:GLU:HB3	29:BH:103:VAL:HG12	1.98	0.45
22:BA:1224:U:C4	22:BA:1225:G:C6	3.04	0.45
22:DA:259:G:C2'	22:DA:260:G:H5'	2.47	0.45
22:BA:1759:A:C8	22:BA:2696:U:H1'	2.52	0.45
22:BA:852:U:H2'	22:BA:853:C:C6	2.51	0.45
22:DA:1910:G:C6	22:DA:1911:U:C4	3.05	0.45
22:BA:2512:C:H2'	22:BA:2513:A:O4'	2.17	0.45
53:CA:65:A:C5	53:CA:200:G:O2'	2.69	0.45
17:AQ:48:GLU:OE1	17:AQ:48:GLU:HA	2.15	0.45
7:AG:77:ARG:NE	7:AG:77:ARG:HA	2.31	0.45
42:BU:78:LYS:HG2	42:BU:79:ALA:H	1.81	0.45
53:CA:229:U:H2'	53:CA:230:G:O4'	2.16	0.45
38:BQ:59:LEU:HD22	38:BQ:59:LEU:O	2.17	0.45
22:DA:1342:A:H5'	22:DA:1398:C:OP1	2.15	0.45
22:DA:1607:C:N4	22:DA:1622:G:N7	2.64	0.45
22:DA:33:C:O2'	22:DA:446:G:N2	2.44	0.45
22:DA:2344:U:O2'	49:D1:37:LYS:HE2	2.16	0.45
6:AF:38:ARG:CG	6:AF:38:ARG:NH1	2.72	0.45
22:BA:2353:G:O2'	44:BW:31:LEU:HD23	2.17	0.45
25:BD:182:ALA:C	25:BD:184:ARG:H	2.17	0.45
9:CI:16:ALA:HA	9:CI:65:THR:O	2.16	0.45
24:DC:144:GLU:HB3	24:DC:187:CYS:CB	2.37	0.45
20:AT:82:ILE:HD12	20:AT:83:ASN:N	2.31	0.45
37:DP:90:ALA:HB3	37:DP:110:LYS:HB2	1.99	0.45
22:DA:1693:U:C4'	22:DA:1694:C:OP2	2.46	0.45
57:DB:24:G:H4'	57:DB:26:C:H5	1.80	0.45
5:AE:108:GLY:O	5:AE:109:ALA:HB3	2.17	0.45
22:DA:2297:A:C2	22:DA:2298:A:C8	3.04	0.45
22:DA:125:A:OP2	50:D2:19:ARG:NH2	2.49	0.45
53:CA:971:G:H5''	53:CA:972:C:C5'	2.46	0.45
22:DA:2667:C:HO2'	22:DA:2668:G:H8	1.63	0.45
26:DE:134:LEU:O	26:DE:138:LEU:HG	2.17	0.45

Continued on next page...

Continued from previous page...

Atom-1	Atom-2	Interatomic distance (Å)	Clash overlap (Å)
34:DM:45:GLN:OE1	34:DM:125:PRO:HG3	2.16	0.45
1:AA:1281:C:H2'	1:AA:1282:C:H5	1.80	0.45
24:BC:247:TRP:O	24:BC:249:VAL:N	2.50	0.45
22:DA:2210:U:O2	22:DA:2212:A:H5''	2.16	0.45
2:AB:67:LEU:HD22	2:AB:69:VAL:CG2	2.44	0.45
22:DA:2756:U:H4'	22:DA:2757:A:OP1	2.15	0.45
22:DA:2413:G:H2'	22:DA:2414:G:H8	1.81	0.45
29:DH:90:LEU:CB	29:DH:123:ARG:HB3	2.36	0.45
53:CA:237:G:C6	53:CA:238:A:C6	3.04	0.45
1:AA:73:C:O2'	1:AA:74:A:C5'	2.64	0.45
54:CG:100:MET:HE3	54:CG:100:MET:H	1.81	0.45
22:BA:2151:U:N3	22:BA:2152:G:N7	2.64	0.45
22:DA:855:G:O2'	44:DW:23:LYS:HD3	2.16	0.45
14:AN:22:LYS:CG	14:AN:23:ARG:H	2.25	0.45
53:CA:495:A:C2	53:CA:496:A:C6	3.05	0.45
24:DC:140:VAL:CG2	24:DC:161:VAL:HB	2.46	0.45
24:DC:140:VAL:HG23	24:DC:141:HIS:H	1.82	0.45
21:CU:34:ARG:O	21:CU:35:GLU:O	2.34	0.45
1:AA:1348:U:HO2'	1:AA:1349:A:H8	1.63	0.45
53:CA:1190:G:HO2'	53:CA:1191:A:P	2.38	0.45
36:BO:34:HIS:CD2	36:BO:53:THR:OG1	2.69	0.45
37:DP:50:ARG:CA	37:DP:57:ALA:O	2.62	0.45
21:AU:3:ILE:CA	21:AU:19:LYS:HZ1	2.29	0.45
22:DA:2494:G:O2'	34:DM:79:ALA:HA	2.16	0.45
53:CA:737:C:H2'	53:CA:738:C:C6	2.52	0.45
41:BT:29:THR:HB	41:BT:86:THR:HG22	1.99	0.45
22:DA:1869:G:N1	22:DA:1873:G:C6	2.84	0.45
22:BA:1188:U:C2'	22:BA:1189:A:H5'	2.46	0.45
1:AA:826:C:H5'	8:AH:12:ARG:NH2	2.31	0.45
53:CA:953:G:H2'	53:CA:954:G:C8	2.52	0.45
57:DB:32:U:C2	57:DB:51:G:N2	2.84	0.45
29:DH:96:THR:O	29:DH:97:ARG:HG3	2.15	0.45
22:BA:1539:U:H2'	22:BA:1540:G:C8	2.47	0.45
1:AA:807:A:C5	1:AA:808:C:C4	3.04	0.45
9:AI:12:LYS:H	9:AI:105:ARG:HH12	1.64	0.45
22:DA:2868:A:C6	22:DA:2869:G:C6	3.04	0.45
22:DA:1794:A:H2'	22:DA:1795:C:C6	2.52	0.45
24:BC:251:THR:CG2	24:BC:252:LYS:H	2.25	0.45
1:AA:298:A:H2'	1:AA:299:G:O4'	2.16	0.45
34:BM:71:LYS:HD3	34:BM:95:LEU:CD1	2.47	0.45
24:BC:94:LEU:HG	24:BC:94:LEU:O	2.16	0.45

Continued on next page...

Continued from previous page...

Atom-1	Atom-2	Interatomic distance (Å)	Clash overlap (Å)
15:AO:15:GLY:C	15:AO:17:ASP:H	2.20	0.45
6:CF:99:ALA:O	6:CF:100:SER:CB	2.64	0.45
1:AA:68:G:C5	1:AA:69:G:H1'	2.50	0.45
35:DN:51:LEU:HA	35:DN:54:LEU:CD2	2.47	0.45
1:AA:436:C:H2'	1:AA:437:U:H6	1.81	0.45
39:BR:93:PHE:CD1	39:BR:93:PHE:C	2.90	0.45
22:BA:2838:G:H2'	22:BA:2839:G:O4'	2.16	0.45
53:CA:890:G:O2'	53:CA:906:A:N6	2.49	0.45
25:DD:61:THR:HB	25:DD:63:PRO:HD2	1.99	0.45
53:CA:624:C:H2'	53:CA:625:U:O4'	2.16	0.45
25:BD:163:GLY:O	25:BD:164:GLN:C	2.54	0.45
26:BE:1:MET:HG3	26:BE:14:VAL:HG23	1.97	0.45
22:BA:767:U:O2'	22:BA:768:G:H5'	2.16	0.45
46:BY:26:PHE:HD1	46:BY:27:ASN:ND2	2.14	0.45
25:BD:53:GLY:HA3	25:BD:77:ARG:H	1.81	0.45
22:BA:1613:G:C2	22:BA:1619:G:C5	3.04	0.45
38:BQ:60:TRP:CH2	38:BQ:93:ILE:HB	2.52	0.45
22:DA:1400:U:H2'	22:DA:1401:G:O4'	2.17	0.45
4:CD:186:GLU:O	4:CD:187:ARG:HB2	2.16	0.45
6:AF:29:ILE:HG12	6:AF:64:VAL:CG1	2.38	0.45
44:DW:40:ARG:NH1	44:DW:40:ARG:CG	2.56	0.45
44:BW:24:ARG:HB2	44:BW:65:LYS:HD3	1.99	0.45
22:DA:54:G:C5	22:DA:55:G:C8	3.04	0.45
31:DJ:64:VAL:CG1	31:DJ:65:THR:N	2.79	0.45
39:BR:48:LYS:HD2	39:BR:48:LYS:N	2.24	0.45
2:CB:103:TRP:O	2:CB:107:ARG:HG2	2.16	0.45
5:AE:153:ALA:O	5:AE:154:ALA:C	2.54	0.45
5:CE:81:GLN:HB3	5:CE:82:HIS:H	1.61	0.45
22:BA:587:C:C2	33:BL:33:ARG:NH2	2.84	0.45
53:CA:1367:C:H5'	10:CJ:62:ARG:NH1	2.31	0.45
25:DD:200:ASP:O	25:DD:201:LEU:HD23	2.16	0.45
1:AA:993:G:N3	1:AA:993:G:H2'	2.31	0.45
37:BP:85:VAL:HG13	37:BP:86:LYS:N	2.32	0.45
22:DA:142:A:O2'	22:DA:143:C:H6	1.97	0.45
22:DA:191:A:O2'	22:DA:192:C:H5'	2.15	0.45
22:DA:28:A:C2	22:DA:29:U:H1'	2.52	0.45
22:DA:26:G:H1'	22:DA:515:A:H61	1.81	0.45
22:DA:1665:A:C2'	22:DA:1666:G:H5'	2.47	0.45
22:DA:2013:A:N6	22:DA:2014:A:C2	2.85	0.45
4:CD:144:ILE:CD1	4:CD:154:VAL:HG21	2.46	0.45
1:AA:210:C:H4'	1:AA:211:G:C2	2.52	0.45

Continued on next page...

Continued from previous page...

Atom-1	Atom-2	Interatomic distance (Å)	Clash overlap (Å)
24:BC:227:VAL:O	24:BC:227:VAL:HG23	2.17	0.45
22:DA:279:A:H61	22:DA:361:G:C1'	2.23	0.45
22:DA:2708:G:H1'	35:DN:71:ARG:CZ	2.47	0.45
53:CA:335:C:O2	53:CA:1433:A:H2	1.99	0.45
31:DJ:23:LYS:HB3	31:DJ:28:LEU:HD13	1.98	0.45
10:CJ:48:ARG:HB3	14:CN:100:TRP:HZ2	1.82	0.45
1:AA:1346:A:C4	1:AA:1348:U:C4	3.05	0.45
58:DF:103:ILE:H	58:DF:107:VAL:CG1	2.30	0.45
40:BS:23:LEU:HD11	48:B0:21:LEU:HD13	1.99	0.45
40:BS:41:LYS:O	40:BS:42:LYS:C	2.54	0.45
22:DA:1866:A:H2'	22:DA:1867:G:O4'	2.16	0.45
22:BA:826:U:H2'	22:BA:828:U:O4'	2.17	0.45
45:BX:5:GLN:HE21	45:BX:49:ARG:CB	2.29	0.45
10:AJ:15:HIS:CG	10:AJ:16:ARG:N	2.84	0.45
8:AH:5:PRO:O	8:AH:8:ASP:HB3	2.16	0.45
1:AA:967:C:H6	1:AA:967:C:O5'	1.99	0.45
22:DA:86:G:C2	22:DA:87:U:C4	3.05	0.45
30:DI:57:VAL:HG12	30:DI:58:ILE:N	2.29	0.45
22:DA:1244:A:C2'	22:DA:1245:G:H5'	2.46	0.45
14:AN:61:ASN:HA	14:AN:61:ASN:HD22	1.58	0.45
58:DF:8:LYS:HG3	58:DF:12:VAL:HG21	1.97	0.45
22:DA:1286:A:C4	22:DA:1289:C:C4	3.04	0.45
8:AH:93:LYS:HE3	8:AH:116:ARG:NH1	2.31	0.45
1:AA:502:A:H2'	1:AA:503:C:C6	2.52	0.45
17:CQ:27:PHE:HD1	17:CQ:36:PHE:HB3	1.80	0.45
43:DV:63:ILE:O	43:DV:63:ILE:HG22	2.17	0.45
35:BN:70:THR:HG21	35:BN:75:ILE:HD11	1.97	0.45
24:BC:257:ARG:HG3	24:BC:269:ARG:HH12	1.80	0.45
32:BK:28:SER:O	32:BK:30:ARG:N	2.50	0.45
16:AP:51:ARG:HG2	16:AP:52:LEU:N	2.31	0.45
40:BS:36:LEU:HA	40:BS:36:LEU:HD12	1.52	0.45
22:DA:156:A:H2'	22:DA:157:C:C6	2.50	0.45
3:CC:11:LEU:C	3:CC:13:ILE:N	2.70	0.45
34:BM:40:ARG:HD3	34:BM:93:VAL:HG21	1.99	0.45
22:DA:2233:U:H2'	22:DA:2234:G:H8	1.81	0.45
22:DA:2234:G:C6	22:DA:2235:G:C5	3.04	0.45
22:BA:2230:G:H2'	22:BA:2231:U:C6	2.50	0.45
22:BA:607:U:O4	22:BA:620:G:O4'	2.35	0.45
22:DA:1686:C:H2'	22:DA:1687:G:O4'	2.16	0.45
22:BA:1783:A:C2	22:BA:2587:A:C4	3.04	0.45
22:BA:553:G:H2'	22:BA:554:U:O4'	2.16	0.45

Continued on next page...

Continued from previous page...

Atom-1	Atom-2	Interatomic distance (Å)	Clash overlap (Å)
15:AO:84:LEU:HB3	15:AO:86:LEU:HD22	1.98	0.45
22:DA:2474:U:H2'	22:DA:2475:C:O5'	2.15	0.45
57:DB:30:C:H2'	57:DB:31:C:H5'	1.97	0.45
30:DI:102:ARG:CZ	30:DI:105:LEU:HD22	2.45	0.45
22:DA:2106:U:H2'	22:DA:2107:G:O4'	2.17	0.45
26:BE:12:LEU:HD13	26:BE:12:LEU:O	2.17	0.45
22:DA:653:U:H4'	22:DA:653:U:OP1	2.16	0.45
22:BA:189:G:H2'	22:BA:205:G:N2	2.32	0.45
53:CA:1248:A:O2'	9:CI:37:TYR:HD1	1.98	0.45
29:BH:132:PHE:CG	29:BH:133:GLN:N	2.84	0.45
22:BA:2140:G:C2	22:BA:2141:G:C4	3.04	0.45
7:AG:14:ASP:HB3	7:AG:18:GLY:H	1.81	0.45
22:DA:732:C:H2'	22:DA:733:G:O4'	2.17	0.45
22:BA:1593:A:H2'	22:BA:1594:U:O4'	2.17	0.45
40:DS:68:ASP:N	40:DS:68:ASP:OD1	2.48	0.45
37:BP:58:PHE:CD2	37:BP:58:PHE:N	2.80	0.45
26:DE:9:GLN:O	26:DE:9:GLN:HG3	2.17	0.45
9:CI:126:PHE:O	9:CI:126:PHE:CG	2.69	0.45
43:DV:32:GLY:O	43:DV:33:GLY:C	2.54	0.45
22:BA:1241:A:C2'	22:BA:1242:U:H5'	2.47	0.45
22:DA:219:A:C5	22:DA:220:G:C5	3.05	0.45
22:DA:1314:C:OP1	22:DA:1332:G:H5''	2.15	0.45
57:DB:109:A:C5	57:DB:110:C:C4	3.04	0.45
35:DN:38:LEU:HB3	35:DN:39:PRO:CD	2.43	0.45
22:BA:2365:G:C2'	22:BA:2366:A:C8	3.00	0.45
44:BW:23:LYS:HE3	44:BW:24:ARG:HG3	1.99	0.45
22:DA:1127:A:O2'	22:DA:1128:G:C5'	2.63	0.45
42:DU:91:LYS:O	42:DU:92:VAL:HG22	2.16	0.45
37:DP:112:ARG:O	37:DP:113:LEU:HB3	2.16	0.45
22:BA:1534:U:H5'	22:BA:1535:A:P	2.56	0.45
1:AA:1299:A:N3	1:AA:1299:A:C2'	2.70	0.45
52:D4:7:VAL:CG1	52:D4:8:LYS:N	2.80	0.45
22:BA:1735:A:C2	22:BA:1736:U:C2	3.05	0.45
38:BQ:85:ALA:HA	38:BQ:115:ALA:CB	2.47	0.45
33:BL:28:GLY:O	33:BL:29:LYS:HB3	2.17	0.45
53:CA:1364:U:O2'	53:CA:1365:G:H5'	2.15	0.45
53:CA:976:G:N7	53:CA:1359:C:O4'	2.49	0.45
19:CS:4:LEU:HB3	19:CS:5:LYS:H	1.53	0.45
22:DA:481:G:OP2	42:DU:43:LYS:HA	2.17	0.45
53:CA:560:A:H5'	53:CA:566:G:N2	2.32	0.45
58:DF:110:ILE:HA	58:DF:111:ARG:HH11	1.82	0.45

Continued on next page...

Continued from previous page...

Atom-1	Atom-2	Interatomic distance (Å)	Clash overlap (Å)
58:DF:67:THR:O	58:DF:84:ILE:HG22	2.17	0.45
22:DA:877:A:N3	22:DA:877:A:H2'	2.31	0.45
22:BA:264:C:O2'	22:BA:265:A:H2'	2.17	0.45
22:BA:221:A:C4	22:BA:266:G:N7	2.85	0.45
22:DA:2741:A:C8	22:DA:2742:G:C8	3.05	0.45
22:DA:2751:G:H2'	22:DA:2751:G:N3	2.32	0.45
34:DM:62:LYS:C	34:DM:63:ILE:HD12	2.37	0.45
31:BJ:25:LEU:HB2	31:BJ:62:VAL:HG21	1.98	0.45
22:DA:2069:G:C2	22:DA:2443:C:C2	3.04	0.45
7:AG:29:LEU:C	7:AG:29:LEU:HD23	2.36	0.45
6:CF:9:MET:HB2	6:CF:85:ILE:HG13	1.98	0.45
22:DA:2054:A:C2	22:DA:2616:C:C2	3.04	0.45
22:DA:920:A:H2'	22:DA:921:C:C6	2.52	0.45
1:AA:497:G:N2	1:AA:498:A:C6	2.84	0.45
1:AA:77:A:N6	1:AA:90:C:C4	2.85	0.45
22:BA:2756:U:H1'	22:BA:2757:A:H5''	1.97	0.45
3:CC:166:TRP:CE3	3:CC:166:TRP:N	2.84	0.45
41:DT:5:GLU:CD	46:DY:18:LEU:HD21	2.37	0.45
53:CA:98:A:H2'	53:CA:99:C:C6	2.51	0.45
22:DA:86:G:O2'	22:DA:87:U:H6	2.00	0.45
30:DI:57:VAL:O	30:DI:58:ILE:HG13	2.16	0.45
2:AB:119:GLN:C	2:AB:119:GLN:HE21	2.20	0.45
22:BA:1567:G:C2'	24:BC:84:PRO:HG3	2.42	0.45
41:BT:68:LYS:O	41:BT:69:ARG:O	2.33	0.45
20:AT:16:ALA:O	20:AT:17:ARG:C	2.55	0.45
1:AA:1071:C:H2'	1:AA:1072:G:H8	1.81	0.45
1:AA:180:U:H2'	1:AA:181:A:O5'	2.16	0.45
35:BN:51:LEU:HD21	35:BN:70:THR:HG22	1.97	0.45
57:DB:8:C:H5'	36:DO:27:VAL:HG11	1.98	0.45
36:DO:18:LEU:HD13	36:DO:25:ARG:HD2	1.98	0.45
41:DT:10:VAL:HG23	41:DT:11:LEU:CD1	2.46	0.45
22:BA:2318:G:C5	22:BA:2319:G:C6	3.04	0.45
1:AA:903:G:C6	1:AA:904:U:C4	3.05	0.45
22:BA:2530:A:C8	28:BG:156:TYR:OH	2.67	0.45
9:CI:46:VAL:O	9:CI:79:ARG:HG3	2.17	0.45
16:AP:46:LYS:NZ	16:AP:48:GLU:H	2.13	0.45
3:CC:122:GLN:HB2	3:CC:127:VAL:HG21	1.99	0.45
22:BA:859:G:C8	22:BA:859:G:OP2	2.69	0.45
52:D4:27:CYS:SG	52:D4:30:GLU:O	2.75	0.45
1:AA:287:U:H2'	1:AA:288:A:H8	1.82	0.45
51:D3:51:LYS:O	51:D3:54:LEU:HB3	2.17	0.45

Continued on next page...

Continued from previous page...

Atom-1	Atom-2	Interatomic distance (Å)	Clash overlap (Å)
7:AG:88:VAL:HG22	7:AG:89:GLU:N	2.31	0.45
22:BA:2780:G:H4'	22:BA:2781:A:OP2	2.17	0.45
10:CJ:92:LEU:N	10:CJ:92:LEU:HD13	2.31	0.45
31:BJ:27:ARG:HH11	31:BJ:27:ARG:HG2	1.80	0.45
1:AA:622:A:C8	1:AA:623:C:C6	3.04	0.45
11:CK:92:ARG:HD2	11:CK:92:ARG:HA	1.79	0.45
4:CD:190:LEU:O	4:CD:190:LEU:HD23	2.17	0.45
22:DA:2330:G:H1'	44:DW:38:ARG:HB3	1.97	0.45
37:BP:4:ILE:CG2	37:BP:5:LYS:H	2.07	0.45
37:BP:5:LYS:O	37:BP:9:GLN:HG2	2.17	0.45
22:BA:1097:U:H3'	22:BA:1098:A:H4'	1.98	0.45
39:DR:49:ILE:HG22	39:DR:54:VAL:H	1.82	0.45
1:AA:374:A:C6	1:AA:375:U:C4	3.04	0.45
22:BA:1599:U:H2'	22:BA:1600:C:C6	2.52	0.45
46:DY:21:LEU:HA	46:DY:25:GLN:HB3	1.99	0.45
53:CA:978:A:C5	53:CA:1319:A:C2	3.05	0.45
53:CA:1211:U:O2'	53:CA:1213:A:C2	2.66	0.45
53:CA:995:C:O2'	53:CA:996:A:H5''	2.17	0.45
22:BA:869:G:H2'	22:BA:870:U:O4'	2.16	0.45
22:BA:2502:G:C5'	22:BA:2503:A:C5'	2.87	0.45
22:DA:1264:A:H1'	22:DA:2015:A:H61	1.81	0.45
22:DA:1654:A:O2'	22:DA:1655:A:O4'	2.35	0.45
22:DA:1655:A:H5'	25:DD:118:PHE:CD1	2.52	0.45
26:DE:148:ILE:CD1	26:DE:187:VAL:HG21	2.38	0.45
22:DA:2067:G:C6	22:DA:2444:G:N1	2.84	0.45
1:AA:1241:G:O2'	1:AA:1242:G:O5'	2.35	0.45
22:DA:1048:A:C2	22:DA:1049:C:N4	2.85	0.45
22:DA:46:G:N1	22:DA:47:C:C4	2.85	0.45
22:DA:2285:C:H2'	22:DA:2286:G:C5'	2.45	0.45
5:AE:132:PRO:O	5:AE:136:VAL:HG13	2.17	0.45
11:AK:113:THR:HB	21:AU:28:LEU:HD11	1.97	0.45
43:DV:73:LYS:O	43:DV:92:VAL:HG22	2.16	0.45
28:BG:23:ILE:N	28:BG:23:ILE:CD1	2.80	0.45
22:DA:289:G:C2	22:DA:352:A:C2	3.05	0.45
22:DA:2019:A:H4'	38:DQ:33:VAL:HG21	1.98	0.45
29:BH:99:ILE:HG22	29:BH:99:ILE:O	2.16	0.45
8:CH:29:SER:OG	8:CH:32:LYS:HB3	2.17	0.45
22:BA:2425:A:H4'	22:BA:2426:A:O5'	2.14	0.45
53:CA:1072:G:C6	53:CA:1073:U:C4	3.05	0.45
31:DJ:18:VAL:CG1	31:DJ:54:ILE:HD11	2.46	0.45
18:CR:32:ILE:HA	18:CR:39:VAL:HG23	1.97	0.45

Continued on next page...

Continued from previous page...

Atom-1	Atom-2	Interatomic distance (Å)	Clash overlap (Å)
22:BA:404:A:C1'	22:BA:405:U:OP2	2.62	0.45
1:AA:1451:U:O5'	1:AA:1452:C:H5	2.00	0.45
53:CA:780:A:O2'	53:CA:781:A:H5''	2.17	0.45
22:DA:2403:C:O2'	22:DA:2404:U:H5'	2.17	0.45
33:DL:95:LEU:HB3	33:DL:100:ILE:HG23	1.98	0.45
22:BA:571:U:H3'	39:BR:80:ARG:NH2	2.32	0.45
40:DS:27:LYS:O	40:DS:28:LYS:O	2.35	0.45
19:AS:4:LEU:N	19:AS:4:LEU:HD12	2.31	0.45
22:DA:30:G:H2'	22:DA:31:C:O4'	2.17	0.45
48:D0:28:SER:O	48:D0:36:LYS:HA	2.16	0.45
22:BA:2821:A:H2'	22:BA:2822:G:O4'	2.16	0.45
33:DL:20:GLY:CA	33:DL:28:GLY:HA2	2.46	0.45
40:DS:29:VAL:HG23	40:DS:69:LEU:O	2.17	0.45
29:DH:117:LEU:HD22	29:DH:122:LEU:HD12	1.98	0.45
25:DD:179:ARG:NH1	37:DP:7:LEU:HD11	2.32	0.45
22:DA:1285:A:C6	22:DA:1329:U:C5	3.05	0.45
35:BN:23:ASN:ND2	35:BN:23:ASN:N	2.65	0.45
22:DA:2623:G:H4'	22:DA:2825:G:C8	2.51	0.45
22:BA:2378:A:N7	22:BA:2379:G:H1'	2.32	0.45
22:DA:347:A:H2'	22:DA:348:A:C8	2.51	0.45
22:BA:250:G:OP2	51:B3:12:ARG:NH1	2.50	0.45
57:DB:7:G:O2'	36:DO:38:GLN:NE2	2.49	0.45
2:AB:113:LEU:HB2	2:AB:143:LEU:HD12	1.97	0.45
22:DA:2595:G:C6	22:DA:2599:G:C6	3.04	0.45
22:BA:817:C:H2'	22:BA:818:G:O4'	2.17	0.45
22:DA:1109:C:N4	22:DA:1110:G:N1	2.65	0.45
22:BA:1419:A:C5	22:BA:1421:G:C4	3.05	0.45
6:AF:10:VAL:CG1	6:AF:11:HIS:N	2.80	0.45
4:AD:63:ILE:HG23	4:AD:64:TYR:CD1	2.51	0.45
36:BO:52:SER:OG	36:BO:54:VAL:HG12	2.17	0.45
1:AA:1425:U:O2	1:AA:1476:A:C2	2.70	0.45
1:AA:1379:G:C6	1:AA:1380:U:C4	3.04	0.45
22:DA:2819:G:H1'	22:DA:2828:G:N2	2.32	0.45
33:DL:84:LYS:O	33:DL:85:VAL:HB	2.17	0.45
3:CC:124:GLU:CD	3:CC:124:GLU:N	2.70	0.45
36:BO:94:ARG:HG3	36:BO:94:ARG:H	1.51	0.45
22:BA:796:C:H2'	22:BA:797:G:C8	2.52	0.45
22:BA:1157:G:N2	22:BA:1158:C:C2	2.84	0.45
51:B3:61:LEU:HB3	51:B3:64:ALA:HB2	1.98	0.45
53:CA:787:A:C2	53:CA:796:C:N3	2.85	0.45
3:AC:75:VAL:O	3:AC:82:ASP:HB3	2.16	0.45

Continued on next page...

Continued from previous page...

Atom-1	Atom-2	Interatomic distance (Å)	Clash overlap (Å)
53:CA:1158:C:H2'	53:CA:1158:C:O2	2.17	0.45
49:D1:20:TYR:HE2	49:D1:37:LYS:HZ2	1.65	0.45
27:BF:129:MET:HG3	27:BF:153:ILE:CD1	2.46	0.45
6:AF:93:LYS:O	6:AF:94:HIS:CB	2.65	0.45
53:CA:261:U:O2'	53:CA:263:A:N7	2.42	0.45
22:DA:1826:G:C6	22:DA:1827:U:C4	3.05	0.45
17:AQ:14:ASP:HA	17:AQ:20:ILE:HD11	1.98	0.45
52:D4:7:VAL:HG22	52:D4:25:VAL:CG2	2.47	0.45
2:CB:151:LYS:HG3	2:CB:152:ASP:N	2.32	0.45
5:AE:109:ALA:C	5:AE:111:ARG:H	2.19	0.45
25:BD:4:LEU:HD13	25:BD:100:LEU:HD23	1.99	0.45
46:DY:25:GLN:HA	46:DY:28:LEU:HB3	1.98	0.45
53:CA:977:A:C8	53:CA:1223:C:N3	2.78	0.45
53:CA:1319:A:OP2	19:CS:4:LEU:HD21	2.16	0.45
22:DA:503:A:C5	22:DA:506:G:C6	3.05	0.45
28:DG:88:LEU:N	28:DG:128:THR:O	2.49	0.45
37:DP:52:ARG:HH11	37:DP:52:ARG:HG2	1.82	0.45
1:AA:1046:A:H2'	1:AA:1047:G:O5'	2.16	0.45
37:BP:83:ILE:CD1	37:BP:83:ILE:C	2.81	0.45
22:DA:581:C:N3	22:DA:582:A:N7	2.65	0.45
22:DA:2413:G:O2'	22:DA:2414:G:H5'	2.17	0.45
28:DG:112:VAL:HG12	28:DG:114:HIS:N	2.23	0.45
22:DA:197:A:C4'	22:DA:2068:U:H2'	2.46	0.45
6:CF:43:GLY:HA2	6:CF:58:HIS:ND1	2.31	0.45
1:AA:428:G:O4'	1:AA:430:A:C8	2.70	0.45
22:DA:1856:U:O4	22:DA:1857:G:C2	2.69	0.45
27:BF:134:GLN:O	27:BF:135:ILE:HB	2.17	0.45
32:BK:11:ALA:O	32:BK:99:ILE:HA	2.17	0.45
24:BC:144:GLU:CA	24:BC:151:GLY:HA2	2.39	0.45
53:CA:1343:G:C6	53:CA:1344:C:C4	3.05	0.45
24:DC:64:VAL:HG12	24:DC:64:VAL:O	2.16	0.45
30:BI:52:LEU:HD12	30:BI:52:LEU:N	2.32	0.45
2:CB:185:ILE:HA	2:CB:199:ILE:HG13	1.98	0.45
37:DP:50:ARG:O	37:DP:51:ASN:HB2	2.15	0.45
21:AU:16:ARG:HG2	21:AU:19:LYS:HG2	1.98	0.45
55:CM:11:HIS:HA	55:CM:44:ILE:HB	1.99	0.45
53:CA:1113:C:H2'	53:CA:1114:C:C6	2.42	0.45
25:BD:193:VAL:HG21	25:BD:201:LEU:HD21	1.98	0.45
1:AA:1324:A:H2'	1:AA:1325:C:H6	1.81	0.45
5:CE:132:PRO:O	5:CE:135:VAL:N	2.50	0.45
4:AD:100:VAL:O	4:AD:100:VAL:CG1	2.64	0.45

Continued on next page...

Continued from previous page...

Atom-1	Atom-2	Interatomic distance (Å)	Clash overlap (Å)
39:DR:90:ARG:O	39:DR:91:GLN:HB3	2.17	0.45
22:DA:1287:A:O2'	22:DA:1288:G:H5'	2.17	0.45
46:BY:1:MET:HG2	46:BY:5:GLU:OE1	2.17	0.45
25:DD:11:MET:CE	25:DD:192:ALA:HA	2.45	0.45
22:DA:1000:A:N6	22:DA:1001:A:N1	2.64	0.45
53:CA:1089:G:H2'	53:CA:1090:U:O4'	2.17	0.45
22:BA:2492:U:H2'	22:BA:2493:U:C6	2.47	0.45
22:DA:1376:C:H5''	62:DA:3411:HOH:O	2.15	0.45
22:DA:1571:A:O5'	22:DA:1571:A:H8	2.00	0.45
22:BA:2293:G:H2'	22:BA:2294:G:O4'	2.17	0.45
20:AT:50:PHE:HE2	20:AT:75:LYS:HA	1.82	0.45
22:BA:2790:U:H5'	22:BA:2893:A:N7	2.32	0.45
1:AA:833:G:O2'	1:AA:834:U:H5'	2.16	0.45
22:BA:1185:G:H5''	22:BA:1186:G:OP2	2.17	0.45
22:BA:497:A:H2'	22:BA:498:G:O4'	2.16	0.45
10:CJ:37:ARG:CG	10:CJ:75:ASP:HB3	2.46	0.45
1:AA:22:G:H2'	1:AA:23:C:C6	2.51	0.45
22:BA:2415:G:H4'	33:BL:65:GLY:O	2.16	0.45
1:AA:367:U:C6	1:AA:394:G:N2	2.85	0.45
37:BP:20:ARG:HG3	37:BP:20:ARG:HH21	1.80	0.45
53:CA:448:A:C4	53:CA:487:A:C2	3.04	0.45
5:AE:56:PRO:O	5:AE:59:ILE:HG13	2.16	0.45
53:CA:676:A:H2'	53:CA:677:U:C6	2.52	0.45
26:BE:8:ALA:O	26:BE:9:GLN:C	2.54	0.45
22:DA:2540:C:H2'	22:DA:2541:A:H8	1.82	0.45
37:DP:61:ARG:CZ	37:DP:100:ARG:HA	2.46	0.45
22:BA:2884:U:O2	22:BA:2884:U:O4'	2.34	0.45
22:DA:1766:G:C6	22:DA:1987:A:C6	3.05	0.45
22:DA:1638:C:H4'	22:DA:2710:C:O2	2.17	0.45
22:BA:723:C:H2'	22:BA:724:U:C6	2.52	0.45
54:CG:48:THR:O	54:CG:52:ARG:HD3	2.17	0.45
22:BA:1744:A:C2	22:BA:1745:A:H1'	2.52	0.45
22:BA:532:A:N3	22:BA:532:A:H2'	2.31	0.45
1:AA:1212:U:H2'	1:AA:1212:U:O2	2.15	0.45
27:BF:111:ARG:HB3	27:BF:112:ASP:H	1.37	0.45
25:BD:1:MET:HG2	25:BD:205:PRO:HG3	1.98	0.45
22:DA:2061:G:C2	22:DA:2063:C:C4	3.05	0.45
10:AJ:28:THR:O	10:AJ:32:THR:HG23	2.17	0.45
53:CA:1184:G:C2	53:CA:1185:G:C8	3.04	0.45
22:DA:1342:A:N6	22:DA:1397:U:C5	2.84	0.45
22:DA:2345:G:C5	22:DA:2347:C:C5	3.04	0.45

Continued on next page...

Continued from previous page...

Atom-1	Atom-2	Interatomic distance (Å)	Clash overlap (Å)
22:DA:2345:G:C8	22:DA:2347:C:C5	3.04	0.45
1:AA:1221:G:H2'	1:AA:1222:G:C8	2.51	0.45
31:DJ:45:THR:OG1	31:DJ:48:VAL:HB	2.17	0.45
31:DJ:48:VAL:HG12	31:DJ:49:ASP:N	2.31	0.45
33:BL:95:LEU:HD22	33:BL:100:ILE:CD1	2.47	0.45
37:BP:52:ARG:HG2	37:BP:52:ARG:NH1	2.25	0.45
22:DA:118:A:OP2	22:DA:119:A:H2'	2.16	0.45
42:DU:81:ARG:CB	42:DU:96:LYS:HD2	2.47	0.45
53:CA:1139:G:OP1	53:CA:1140:C:H5'	2.16	0.45
22:DA:211:C:H2'	22:DA:212:G:O4'	2.17	0.45
22:DA:1087:G:C6	22:DA:1089:A:C2	3.05	0.45
5:AE:149:PRO:O	5:AE:152:VAL:HG22	2.16	0.45
5:CE:75:LEU:HD13	5:CE:79:THR:O	2.17	0.45
22:DA:866:A:O2'	22:DA:867:C:H6	1.97	0.45
28:DG:91:VAL:O	28:DG:93:TYR:N	2.50	0.45
58:DF:134:GLN:HB2	58:DF:137:PHE:HE2	1.82	0.45
22:DA:426:C:O2'	22:DA:427:U:H5'	2.17	0.45
22:DA:622:G:O2'	22:DA:623:C:C6	2.68	0.45
22:DA:1374:G:H2'	22:DA:1375:U:O4'	2.16	0.45
26:BE:109:LEU:HD13	26:BE:109:LEU:HA	1.74	0.45
26:BE:174:GLY:O	26:BE:175:ILE:C	2.55	0.45
22:BA:1022:G:C6	22:BA:1140:C:C4	3.05	0.45
54:CG:116:ALA:O	54:CG:120:ALA:HB3	2.17	0.45
22:DA:46:G:C2	22:DA:47:C:C6	3.04	0.45
22:BA:359:G:C6	22:BA:360:U:C2	3.05	0.45
14:AN:40:ARG:HH22	14:AN:44:VAL:HG21	1.81	0.45
53:CA:267:C:C2'	53:CA:268:U:O5'	2.64	0.45
34:DM:94:ALA:O	34:DM:96:ILE:HG23	2.17	0.45
22:DA:2144:G:N3	22:DA:2148:G:N7	2.65	0.45
37:DP:64:SER:O	37:DP:66:GLY:N	2.50	0.45
22:DA:739:A:H1'	22:DA:740:C:H5	1.81	0.45
14:CN:76:PHE:HE2	14:CN:95:LEU:HD22	1.81	0.45
53:CA:1037:C:H2'	53:CA:1037:C:O2	2.17	0.45
46:BY:42:LEU:O	46:BY:45:GLN:O	2.35	0.45
1:AA:35:G:N2	12:AL:114:SER:OG	2.43	0.45
8:AH:17:GLN:CD	8:AH:69:ALA:HB1	2.38	0.45
13:AM:10:ASP:OD1	13:AM:44:ILE:HB	2.16	0.45
41:DT:68:LYS:HB3	41:DT:69:ARG:H	1.51	0.45
53:CA:952:U:H5	55:CM:102:LYS:HZ1	1.65	0.45
2:AB:80:LYS:HG3	2:AB:90:PHE:CE1	2.51	0.45
33:DL:29:LYS:HG2	33:DL:30:THR:HG23	1.99	0.45

Continued on next page...

Continued from previous page...

Atom-1	Atom-2	Interatomic distance (Å)	Clash overlap (Å)
58:DF:12:VAL:HG12	58:DF:16:MET:HG3	1.98	0.45
22:BA:572:A:C2	22:BA:2033:A:C2	3.04	0.45
22:BA:528:A:C2	22:BA:2043:C:C5'	2.99	0.45
38:DQ:6:GLY:C	38:DQ:8:ILE:N	2.69	0.45
22:DA:153:U:O2'	22:DA:154:U:H5'	2.17	0.45
22:DA:1830:C:H5'	24:DC:14:HIS:HE1	1.80	0.45
22:DA:2059:A:O3'	26:DE:64:GLY:HA2	2.17	0.45
19:AS:41:PRO:C	19:AS:43:MET:H	2.21	0.45
17:CQ:27:PHE:CE1	17:CQ:36:PHE:HB3	2.52	0.45
22:BA:171:U:O2'	22:BA:172:A:H5'	2.17	0.45
6:AF:5:GLU:OE1	18:AR:22:TYR:CE2	2.67	0.45
26:DE:5:LEU:HD12	26:DE:10:SER:HB2	1.98	0.45
22:DA:1918:A:O2'	22:DA:1920:C:N4	2.50	0.45
32:BK:28:SER:C	32:BK:30:ARG:H	2.21	0.45
53:CA:632:U:O2	53:CA:632:U:H2'	2.17	0.45
22:DA:2850:A:OP2	22:DA:2866:U:N3	2.38	0.45
4:AD:151:GLN:H	4:AD:154:VAL:HG13	1.82	0.45
1:AA:1329:A:H5''	13:AM:25:GLY:N	2.29	0.45
22:BA:832:U:H2'	22:BA:833:A:C8	2.52	0.45
22:DA:815:C:OP1	39:DR:85:LYS:CE	2.65	0.45
18:AR:62:ARG:HD3	18:AR:69:TYR:CD2	2.51	0.45
19:AS:80:ARG:HG3	19:AS:80:ARG:O	2.16	0.45
35:DN:21:PHE:HD1	35:DN:21:PHE:H	1.64	0.45
22:DA:1843:C:H6	22:DA:1843:C:O5'	2.00	0.45
22:BA:590:A:H2'	22:BA:591:U:C6	2.52	0.45
22:BA:1157:G:O2'	47:BZ:31:ILE:CD1	2.64	0.45
22:DA:238:C:H2'	22:DA:239:C:O4'	2.16	0.45
22:DA:2201:G:H2'	22:DA:2202:U:H6	1.82	0.45
53:CA:1060:U:H5'	10:CJ:53:ILE:HG12	1.99	0.45
2:CB:29:PHE:O	2:CB:40:ILE:HG23	2.16	0.45
22:BA:2076:U:O2	22:BA:2076:U:O4'	2.31	0.45
16:AP:43:ALA:O	16:AP:44:SER:OG	2.31	0.45
22:DA:1122:G:N3	22:DA:1122:G:H2'	2.32	0.45
26:BE:127:GLU:N	26:BE:127:GLU:CD	2.71	0.45
22:BA:966:G:C5	22:BA:967:U:C4	3.05	0.45
1:AA:11:G:C6	1:AA:12:U:C4	3.05	0.45
53:CA:132:C:O2'	53:CA:133:U:H5'	2.16	0.45
22:BA:336:C:O2'	22:BA:337:C:H5'	2.17	0.45
12:CL:71:HIS:ND1	12:CL:73:LEU:N	2.64	0.45
22:BA:2468:A:C2	22:BA:2481:G:C2	3.05	0.45
22:DA:2077:A:C5	22:DA:2435:A:C6	3.05	0.45

Continued on next page...

Continued from previous page...

Atom-1	Atom-2	Interatomic distance (Å)	Clash overlap (Å)
53:CA:1162:C:C2	53:CA:1175:G:N2	2.85	0.45
22:DA:1340:U:C4	22:DA:1603:A:C8	3.05	0.45
22:DA:1606:C:O2	22:DA:1606:C:C5'	2.52	0.45
22:DA:228:C:H5''	22:DA:229:C:C6	2.51	0.45
44:BW:43:LYS:HZ2	44:BW:43:LYS:HG2	1.36	0.45
1:AA:375:U:H4'	16:AP:17:TYR:CE2	2.52	0.45
9:CI:49:GLN:HA	9:CI:52:GLU:CG	2.47	0.45
22:DA:2283:C:C5	22:DA:2389:G:C4	3.05	0.45
17:AQ:7:LEU:HD22	17:AQ:72:TRP:CZ3	2.52	0.45
22:DA:1067:A:H2'	22:DA:1068:G:H5''	1.98	0.45
22:DA:1069:A:N6	22:DA:1073:A:H5''	2.30	0.45
22:DA:1071:G:O4'	22:DA:1088:A:O2'	2.34	0.45
4:AD:147:LYS:O	4:AD:149:LYS:HB2	2.16	0.45
2:AB:15:PHE:O	2:AB:40:ILE:HG12	2.16	0.45
53:CA:765:G:C8	53:CA:812:G:N3	2.85	0.45
53:CA:66:A:C6	53:CA:67:C:C4	3.04	0.45
5:CE:79:THR:HA	5:CE:121:ASN:OD1	2.16	0.45
53:CA:978:A:C8	53:CA:1319:A:C2	3.04	0.45
53:CA:1213:A:C8	53:CA:1215:G:C5	3.05	0.45
22:DA:1206:G:H2'	22:DA:1207:C:C5	2.52	0.45
26:DE:132:LYS:HG2	26:DE:132:LYS:O	2.17	0.45
22:DA:996:A:C5	22:DA:1160:G:C2	3.05	0.45
22:DA:200:U:C5	22:DA:201:C:C4	3.04	0.45
3:AC:190:THR:HG21	3:AC:195:ILE:HG13	1.98	0.45
22:DA:1661:G:C4	22:DA:1662:U:C5	3.04	0.45
52:D4:36:ARG:HG2	52:D4:37:GLN:H	1.81	0.45
1:AA:210:C:H5''	1:AA:211:G:OP1	2.17	0.45
1:AA:211:G:C6	1:AA:212:G:H1'	2.51	0.45
22:DA:2414:G:C2'	22:DA:2415:G:H5'	2.47	0.45
31:BJ:69:ARG:O	31:BJ:89:PHE:HB3	2.17	0.45
22:DA:2443:C:C2	22:DA:2444:G:C8	3.04	0.45
1:AA:100:G:C6	1:AA:101:A:C5	3.05	0.45
22:DA:45:G:N2	22:DA:434:U:C2	2.85	0.45
1:AA:1332:A:H5'	1:AA:1333:A:OP2	2.16	0.45
36:DO:111:ARG:HA	36:DO:115:LEU:O	2.16	0.45
22:DA:1735:A:C6	22:DA:1736:U:C4	3.05	0.45
53:CA:1005:A:C4	53:CA:1006:G:H1'	2.50	0.45
37:DP:50:ARG:H	37:DP:50:ARG:HG3	1.48	0.45
22:DA:969:G:H2'	22:DA:970:U:C6	2.52	0.45
12:CL:2:THR:O	12:CL:3:VAL:C	2.54	0.45
32:BK:4:GLU:O	32:BK:5:GLN:HB2	2.17	0.45

Continued on next page...

Continued from previous page...

Atom-1	Atom-2	Interatomic distance (Å)	Clash overlap (Å)
24:BC:29:PHE:CZ	24:BC:31:PRO:CG	3.00	0.45
15:CO:39:GLN:HB2	15:CO:39:GLN:HE21	1.52	0.45
53:CA:1336:C:O2'	53:CA:1337:G:C5	2.69	0.45
1:AA:575:G:O3'	62:AA:1739:HOH:O	2.21	0.45
1:AA:826:C:C5'	8:AH:12:ARG:HH21	2.30	0.45
22:BA:1858:A:C8	22:BA:1885:A:C5	3.05	0.45
27:BF:39:VAL:HG13	27:BF:40:GLY:N	2.32	0.45
20:AT:29:THR:HA	20:AT:32:LYS:HG2	1.97	0.45
22:BA:581:C:H2'	22:BA:582:A:C8	2.51	0.45
22:BA:1011:G:C2	22:BA:1151:A:C2	3.05	0.45
1:AA:1150:A:N6	1:AA:1151:A:N6	2.65	0.45
19:AS:3:SER:HB2	19:AS:4:LEU:HD12	1.98	0.45
22:BA:1014:A:C6	22:BA:1015:U:C4	3.04	0.45
3:AC:52:SER:HB2	3:AC:114:LEU:HG	1.99	0.45
22:BA:63:A:C2	22:BA:64:A:C5	3.04	0.45
46:BY:19:LEU:HD12	46:BY:22:LEU:HD23	1.99	0.45
23:BB:45:A:C4	23:BB:46:A:C8	3.05	0.45
53:CA:460:A:O2'	53:CA:462:G:H5'	2.17	0.45
54:CG:4:ARG:HG3	54:CG:5:VAL:N	2.32	0.45
15:AO:17:ASP:O	15:AO:20:ASP:HB3	2.16	0.45
53:CA:188:C:N4	53:CA:189:A:C6	2.81	0.45
30:DI:98:GLY:HA3	30:DI:137:LEU:HA	1.99	0.45
45:DX:39:VAL:HG22	45:DX:44:ARG:O	2.17	0.45
22:BA:2449:U:H4'	22:BA:2450:A:OP1	2.17	0.45
53:CA:673:A:H2'	53:CA:674:G:C8	2.52	0.45
22:BA:2402:U:C2'	22:BA:2403:C:OP2	2.64	0.45
1:AA:872:A:C5	1:AA:874:G:C8	3.05	0.45
22:DA:2107:G:H2'	22:DA:2108:A:C8	2.52	0.45
30:BI:95:ASP:O	30:BI:97:VAL:N	2.46	0.45
51:D3:44:ARG:N	51:D3:45:PRO:HD2	2.31	0.45
5:CE:110:MET:HG2	5:CE:139:THR:HG21	1.99	0.45
53:CA:444:G:C2'	53:CA:445:G:H5'	2.47	0.45
22:BA:108:G:O2'	22:BA:109:C:H5'	2.16	0.45
53:CA:49:U:O2	53:CA:362:G:H1'	2.16	0.45
50:B2:29:GLN:O	50:B2:33:ARG:HG3	2.17	0.45
22:BA:1587:G:C2	22:BA:1588:G:C8	3.05	0.45
1:AA:1058:G:C5	1:AA:1059:C:C5	3.05	0.45
30:DI:69:VAL:O	30:DI:69:VAL:HG13	2.17	0.45
22:DA:145:C:H6	22:DA:145:C:O5'	1.98	0.45
36:DO:63:LYS:C	36:DO:63:LYS:HD3	2.37	0.45
22:DA:858:G:C4	22:DA:2268:A:C2	3.05	0.45

Continued on next page...

Continued from previous page...

Atom-1	Atom-2	Interatomic distance (Å)	Clash overlap (Å)
22:DA:1532:A:H2'	22:DA:1533:C:C6	2.51	0.45
44:BW:26:GLY:O	44:BW:27:GLY:O	2.35	0.45
44:BW:18:LYS:CA	44:BW:36:ILE:HG12	2.45	0.45
22:DA:1440:U:H2'	22:DA:1441:G:C8	2.52	0.45
22:DA:1565:C:H3'	24:DC:17:LYS:CE	2.29	0.45
24:DC:52:HIS:HD2	24:DC:217:PRO:O	2.00	0.45
1:AA:1053:G:O2'	1:AA:1054:C:OP2	2.29	0.45
22:DA:1057:A:N3	22:DA:1082:U:C2	2.85	0.45
22:DA:1085:A:H2'	22:DA:1086:A:N3	2.32	0.45
32:DK:13:ASN:H	32:DK:13:ASN:ND2	2.10	0.45
2:CB:80:LYS:O	2:CB:81:ASP:C	2.56	0.45
10:CJ:80:THR:C	10:CJ:84:VAL:HG22	2.37	0.45
53:CA:765:G:C6	53:CA:812:G:N7	2.85	0.45
1:AA:695:A:H61	1:AA:797:C:H1'	1.81	0.45
15:AO:74:VAL:O	15:AO:77:TYR:HB3	2.16	0.45
53:CA:245:U:HO2'	53:CA:246:A:H5'	1.77	0.45
22:DA:1039:A:N6	22:DA:1117:C:H42	2.15	0.45
4:AD:109:THR:HG22	4:AD:112:GLU:HB2	1.99	0.45
22:DA:1206:G:C2	22:DA:1207:C:C2	3.05	0.45
58:DF:135:ILE:O	58:DF:137:PHE:N	2.48	0.45
22:DA:2313:C:H5'	58:DF:87:LYS:HD3	1.99	0.45
48:D0:53:VAL:HG23	48:D0:54:ILE:H	1.81	0.45
25:DD:113:SER:CB	25:DD:168:GLU:H	2.27	0.45
50:D2:5:PHE:HZ	50:D2:12:ARG:NH1	2.06	0.45
32:DK:107:LEU:C	32:DK:109:SER:N	2.70	0.45
26:DE:47:LYS:CB	26:DE:51:GLU:HB2	2.39	0.45
34:DM:17:ASN:OD1	34:DM:95:LEU:HB3	2.17	0.45
53:CA:1347:G:H1'	53:CA:1348:U:H5	1.82	0.45
27:BF:151:LEU:C	27:BF:151:LEU:HD12	2.37	0.45
31:DJ:35:ARG:HH11	31:DJ:140:LEU:HD11	1.79	0.45
53:CA:464:U:O4	53:CA:466:A:C4'	2.59	0.45
22:BA:480:A:H2'	22:BA:481:G:OP1	2.17	0.45
22:DA:2543:G:C6	22:DA:2765:A:C5	3.05	0.45
22:DA:785:G:O2'	22:DA:1779:U:H5''	2.17	0.45
1:AA:92:U:OP2	1:AA:92:U:H6	1.99	0.45
53:CA:1114:C:O2	14:CN:99:SER:HB3	2.17	0.45
1:AA:580:C:H2'	1:AA:581:G:O4'	2.17	0.45
22:DA:538:A:O2'	31:DJ:8:PRO:CD	2.65	0.45
46:DY:22:LEU:HG	46:DY:23:ARG:NH1	2.32	0.45
53:CA:1031:C:H5'	53:CA:1032:G:O5'	2.17	0.45
50:B2:42:LEU:H	50:B2:42:LEU:HD22	1.82	0.45

Continued on next page...

Continued from previous page...

Atom-1	Atom-2	Interatomic distance (Å)	Clash overlap (Å)
8:CH:24:VAL:HG22	8:CH:25:THR:N	2.32	0.45
53:CA:64:G:N7	53:CA:99:C:C4	2.85	0.45
31:BJ:32:LEU:HA	31:BJ:32:LEU:HD23	1.73	0.45
32:BK:47:ILE:HD12	32:BK:47:ILE:HA	1.85	0.45
22:BA:2311:A:H5'	22:BA:2312:U:OP2	2.17	0.45
1:AA:1323:G:H4'	1:AA:1362:A:C2	2.52	0.45
35:DN:8:ARG:HG2	35:DN:10:LEU:HD22	1.98	0.45
53:CA:1227:A:H5''	53:CA:1227:A:N3	2.31	0.45
53:CA:769:G:C2'	53:CA:770:C:H5'	2.47	0.45
1:AA:600:A:H2'	1:AA:601:G:C8	2.51	0.45
8:CH:1:SER:C	8:CH:3:GLN:N	2.71	0.45
53:CA:934:C:H4'	53:CA:935:A:OP1	2.17	0.45
26:BE:196:VAL:HG13	26:BE:200:LEU:CD2	2.47	0.45
34:BM:76:LYS:O	34:BM:77:PRO:O	2.35	0.45
22:DA:465:G:H4'	50:D2:16:HIS:CD2	2.52	0.45
22:BA:675:A:C6	22:BA:676:A:C6	3.05	0.45
22:BA:2611:C:C6	60:BA:3135:TEL:H352	2.52	0.45
8:AH:10:LEU:HD11	8:AH:126:CYS:HB2	1.99	0.45
22:DA:105:C:H2'	22:DA:106:C:C6	2.51	0.45
22:DA:294:A:N1	22:DA:346:A:N1	2.64	0.45
22:DA:2590:A:H5''	24:DC:237:ARG:HG3	1.99	0.45
6:CF:97:THR:O	6:CF:98:GLU:HG3	2.18	0.45
16:AP:11:ALA:O	16:AP:12:LYS:C	2.55	0.45
1:AA:782:A:C2'	1:AA:783:C:H5'	2.46	0.45
23:BB:93:C:O2'	23:BB:94:A:H5'	2.16	0.45
22:BA:1291:C:O2'	22:BA:1292:G:H5'	2.17	0.45
15:CO:42:PHE:CE1	15:CO:55:LEU:HD22	2.52	0.45
12:CL:6:LEU:C	12:CL:8:ARG:N	2.70	0.45
50:B2:5:PHE:CZ	50:B2:7:PRO:HB3	2.51	0.45
1:AA:791:G:C5	1:AA:792:A:N7	2.85	0.45
53:CA:591:U:OP1	8:CH:30:LYS:HE3	2.18	0.45
16:AP:46:LYS:NZ	16:AP:48:GLU:HB3	2.31	0.45
62:BA:3644:HOH:O	25:BD:140:HIS:CE1	2.70	0.45
23:BB:8:C:C2'	23:BB:9:G:O5'	2.65	0.45
1:AA:1057:G:H4'	3:AC:196:GLY:N	2.32	0.45
22:BA:2192:U:O2'	22:BA:2193:G:H5'	2.16	0.45
53:CA:890:G:HO2'	53:CA:891:U:P	2.40	0.45
22:BA:2844:G:O2'	22:BA:2845:U:H5'	2.17	0.45
22:BA:2712:C:O2'	22:BA:2713:U:H5'	2.17	0.45
26:DE:115:GLN:O	26:DE:117:ARG:N	2.50	0.45
37:DP:45:VAL:O	37:DP:60:VAL:HA	2.17	0.45

Continued on next page...

Continued from previous page...

Atom-1	Atom-2	Interatomic distance (Å)	Clash overlap (Å)
23:BB:114:C:H2'	23:BB:115:A:H8	1.82	0.45
53:CA:759:A:H2'	53:CA:760:G:H5'	1.99	0.45
1:AA:40:C:O2	1:AA:40:C:H2'	2.16	0.45
28:BG:72:ASN:HD22	28:BG:72:ASN:C	2.20	0.45
22:BA:1583:A:N3	22:BA:1583:A:O4'	2.49	0.45
22:BA:1313:U:H2'	22:BA:1610:A:C2	2.52	0.45
33:BL:96:LYS:HD3	33:BL:103:ILE:HA	1.97	0.45
31:BJ:40:HIS:O	31:BJ:41:LYS:HG2	2.17	0.44
22:DA:1324:G:O2'	22:DA:1616:A:N1	2.49	0.44
22:DA:38:A:C2	22:DA:442:G:C6	3.05	0.44
44:BW:73:PRO:O	44:BW:74:LYS:HB3	2.16	0.44
33:BL:95:LEU:HD22	33:BL:100:ILE:HD11	1.99	0.44
44:DW:44:PHE:HE2	44:DW:76:ARG:NE	2.14	0.44
22:BA:2720:U:C2	22:BA:2872:A:C6	3.05	0.44
22:DA:83:A:N6	22:DA:101:A:O5'	2.50	0.44
39:DR:51:VAL:HB	39:DR:52:PRO:CD	2.48	0.44
22:DA:1021:A:H2'	22:DA:1021:A:H8	1.65	0.44
20:AT:80:ALA:O	20:AT:84:LYS:HB2	2.17	0.44
1:AA:923:A:OP1	5:AE:25:LYS:CG	2.63	0.44
2:AB:9:LEU:HB2	2:AB:42:LEU:HD13	1.99	0.44
22:BA:1130:U:O2'	22:BA:1131:G:H2'	2.17	0.44
22:DA:95:A:HO2'	46:DY:39:GLN:HA	1.82	0.44
22:DA:61:C:H5'	46:DY:43:LEU:HB2	1.99	0.44
22:BA:613:A:H8	22:BA:616:A:N1	2.14	0.44
22:BA:1250:G:OP2	33:BL:18:ARG:NH2	2.50	0.44
22:DA:508:A:H3'	22:DA:509:C:C5'	2.47	0.44
1:AA:1461:G:C5	1:AA:1462:C:C5	3.04	0.44
22:DA:2666:C:C2'	22:DA:2667:C:H5'	2.46	0.44
58:DF:147:ARG:HG2	58:DF:149:ARG:NH1	2.26	0.44
58:DF:131:VAL:O	58:DF:132:ARG:HB2	2.17	0.44
22:DA:1251:C:C6	38:DQ:5:ARG:NH1	2.85	0.44
24:BC:245:THR:HG1	24:BC:249:VAL:HB	1.81	0.44
22:BA:2592:G:C5	22:BA:2593:U:C4	3.05	0.44
54:CG:70:PRO:HB3	54:CG:98:LEU:HD12	1.98	0.44
22:DA:2011:U:H2'	22:DA:2012:G:O4'	2.17	0.44
53:CA:1172:C:H2'	53:CA:1173:U:H6	1.83	0.44
22:DA:2065:C:N4	22:DA:2066:C:N4	2.64	0.44
1:AA:1240:U:H3	7:AG:29:LEU:HD23	1.82	0.44
22:DA:1044:C:C4	22:DA:1112:G:O6	2.69	0.44
1:AA:71:A:C6	1:AA:100:G:N7	2.85	0.44
54:CG:9:ARG:C	54:CG:10:LYS:HG3	2.37	0.44

Continued on next page...

Continued from previous page...

Atom-1	Atom-2	Interatomic distance (Å)	Clash overlap (Å)
32:BK:10:VAL:HG11	32:BK:16:ALA:HB1	1.98	0.44
53:CA:441:A:C2	53:CA:497:G:C6	3.05	0.44
45:BX:69:GLU:O	45:BX:71:ARG:N	2.48	0.44
26:BE:146:VAL:HG12	26:BE:185:LYS:HB2	1.97	0.44
3:CC:166:TRP:HE3	3:CC:166:TRP:N	2.15	0.44
53:CA:1525:G:H5''	21:CU:37:TYR:CE1	2.52	0.44
22:DA:2020:A:H5'	48:D0:8:THR:HG22	1.99	0.44
36:BO:31:THR:O	36:BO:102:ARG:NH1	2.50	0.44
12:AL:43:LYS:HB2	12:AL:43:LYS:NZ	2.32	0.44
10:CJ:30:LYS:HG2	10:CJ:36:VAL:HG22	1.98	0.44
2:AB:71:THR:HG21	2:AB:94:ARG:HD3	1.99	0.44
25:BD:68:PHE:CB	25:BD:73:VAL:HG12	2.47	0.44
28:BG:30:GLY:O	28:BG:32:LEU:N	2.49	0.44
27:BF:82:TYR:HD2	27:BF:83:PRO:HD2	1.82	0.44
5:CE:13:LYS:HB2	5:CE:116:VAL:HG11	1.99	0.44
1:AA:1323:G:O2'	1:AA:1324:A:O4'	2.31	0.44
1:AA:414:A:O2'	1:AA:415:A:C5'	2.65	0.44
22:DA:2663:G:H2'	22:DA:2664:G:C8	2.51	0.44
1:AA:263:A:P	20:AT:73:ARG:HH11	2.40	0.44
1:AA:598:U:H4'	8:AH:85:TYR:CD1	2.52	0.44
22:BA:1798:U:P	24:BC:255:LYS:O	2.75	0.44
26:BE:131:THR:HG23	26:BE:160:ALA:HA	1.98	0.44
2:AB:49:PHE:CD1	2:AB:49:PHE:C	2.90	0.44
57:DB:8:C:O3'	36:DO:25:ARG:NH1	2.50	0.44
22:DA:852:U:H5'	47:DZ:45:GLY:HA3	1.98	0.44
10:CJ:37:ARG:HB3	10:CJ:75:ASP:HB3	1.99	0.44
3:CC:161:ILE:H	3:CC:161:ILE:CD1	2.30	0.44
22:BA:2849:U:O4	37:BP:20:ARG:NH1	2.50	0.44
22:DA:1431:A:H2'	22:DA:1432:G:O4'	2.17	0.44
22:BA:754:U:C2	22:BA:755:U:C5	3.06	0.44
22:BA:2765:A:C2'	22:BA:2765:A:N3	2.79	0.44
22:BA:540:C:C2'	22:BA:541:A:H5'	2.48	0.44
22:DA:56:A:C2	22:DA:115:C:C2	3.05	0.44
30:DI:22:PRO:HB2	30:DI:23:VAL:H	1.61	0.44
22:DA:1107:G:H2'	22:DA:1108:U:H5'	1.99	0.44
22:DA:1109:C:H5''	22:DA:1110:G:OP2	2.17	0.44
38:DQ:77:LYS:HE2	38:DQ:116:LEU:HD21	1.99	0.44
50:B2:1:MET:HE3	50:B2:2:LYS:N	2.32	0.44
46:BY:26:PHE:HD1	46:BY:27:ASN:HD22	1.64	0.44
22:BA:796:C:H2'	22:BA:797:G:H8	1.81	0.44
22:BA:368:A:C2'	22:BA:369:U:H5'	2.47	0.44

Continued on next page...

Continued from previous page...

Atom-1	Atom-2	Interatomic distance (Å)	Clash overlap (Å)
53:CA:904:U:C4	53:CA:905:U:C4	3.05	0.44
22:BA:1473:G:H2'	22:BA:1474:U:O4'	2.17	0.44
1:AA:126:G:H2'	1:AA:127:G:O4'	2.17	0.44
22:DA:579:G:C8	22:DA:2017:U:C4	3.05	0.44
53:CA:926:G:C6	53:CA:1505:G:C5	3.06	0.44
22:BA:2235:G:O2'	22:BA:2236:U:H5'	2.17	0.44
1:AA:1394:A:C5	1:AA:1501:C:H4'	2.51	0.44
24:DC:20:ASN:HB2	24:DC:23:LEU:HD22	1.99	0.44
22:BA:2144:G:H3'	22:BA:2144:G:N3	2.32	0.44
14:AN:48:GLN:NE2	14:AN:48:GLN:HA	2.32	0.44
22:DA:2347:C:O2'	22:DA:2348:U:O5'	2.36	0.44
44:BW:73:PRO:HG2	44:BW:76:ARG:HD2	1.99	0.44
22:DA:857:G:H4'	44:DW:43:LYS:HE2	1.98	0.44
22:BA:2720:U:OP1	37:BP:52:ARG:NH2	2.50	0.44
25:BD:181:ASP:OD2	25:BD:184:ARG:HD2	2.17	0.44
34:DM:26:VAL:HA	34:DM:66:ARG:NH2	2.31	0.44
39:DR:49:ILE:HD13	39:DR:53:PHE:H	1.81	0.44
22:DA:1788:C:O2'	22:DA:1789:A:H5'	2.17	0.44
53:CA:91:U:O2'	53:CA:92:U:C6	2.68	0.44
5:AE:152:VAL:O	5:AE:156:ARG:HB2	2.16	0.44
22:DA:1965:C:H5''	22:DA:1965:C:C6	2.46	0.44
22:DA:2667:C:H2'	22:DA:2668:G:H8	1.83	0.44
1:AA:877:G:H21	8:AH:1:SER:CB	2.15	0.44
22:DA:310:A:H1'	22:DA:311:A:C8	2.52	0.44
22:DA:338:G:C2'	22:DA:339:U:H5'	2.47	0.44
22:DA:745:G:C5'	22:DA:746:U:OP2	2.64	0.44
41:DT:30:ILE:O	41:DT:85:VAL:HG23	2.18	0.44
38:DQ:46:TYR:CD2	38:DQ:46:TYR:C	2.91	0.44
9:AI:57:VAL:HG12	9:AI:58:GLU:HG2	1.99	0.44
29:DH:83:LYS:HZ2	29:DH:90:LEU:HD23	1.82	0.44
31:BJ:25:LEU:HB2	31:BJ:62:VAL:CG2	2.47	0.44
33:DL:54:GLN:O	33:DL:55:MET:C	2.55	0.44
53:CA:375:U:C4	53:CA:376:G:N7	2.85	0.44
1:AA:220:G:C2	1:AA:221:C:C6	3.05	0.44
49:D1:5:ARG:NH2	49:D1:23:THR:HB	2.31	0.44
24:DC:75:ALA:HA	24:DC:95:TYR:HA	1.98	0.44
53:CA:1346:A:C8	53:CA:1348:U:C2	3.05	0.44
54:CG:100:MET:HA	54:CG:103:ILE:HD12	2.00	0.44
1:AA:1305:G:H22	1:AA:1331:G:H2'	1.82	0.44
45:BX:77:TYR:CG	45:BX:77:TYR:O	2.70	0.44
24:DC:174:ARG:HA	24:DC:180:MET:HG2	2.00	0.44

Continued on next page...

Continued from previous page...

Atom-1	Atom-2	Interatomic distance (Å)	Clash overlap (Å)
11:CK:126:ARG:O	21:CU:33:ARG:CZ	2.64	0.44
23:BB:49:C:O2'	23:BB:50:A:H5'	2.17	0.44
23:BB:49:C:OP1	36:BO:101:GLY:HA3	2.18	0.44
46:BY:59:GLU:HG3	46:BY:60:LYS:N	2.33	0.44
16:AP:20:VAL:HG23	16:AP:34:GLU:O	2.17	0.44
25:BD:149:ASN:CG	25:BD:150:GLN:H	2.17	0.44
1:AA:1391:U:H2'	1:AA:1392:G:C8	2.51	0.44
1:AA:927:G:C2	1:AA:1391:U:O2	2.70	0.44
1:AA:1321:U:H5''	1:AA:1322:C:OP2	2.17	0.44
22:DA:845:A:N3	22:DA:847:U:H1'	2.31	0.44
37:BP:33:GLU:HA	37:BP:38:ARG:NH1	2.31	0.44
26:DE:25:GLU:HG2	33:DL:6:LEU:HD23	1.99	0.44
1:AA:1157:A:C2	1:AA:1181:G:C4	3.06	0.44
1:AA:1157:A:C4	1:AA:1181:G:C6	3.04	0.44
53:CA:530:G:N3	53:CA:530:G:H3'	2.33	0.44
1:AA:601:G:O2'	1:AA:602:A:H5'	2.17	0.44
53:CA:68:G:H5'	53:CA:171:A:H1'	1.99	0.44
22:DA:1188:U:O2'	22:DA:1189:A:H5'	2.17	0.44
22:BA:528:A:H2	22:BA:2043:C:C5'	2.30	0.44
22:BA:976:G:N3	22:BA:976:G:H2'	2.31	0.44
42:BU:100:GLU:O	42:BU:101:THR:CB	2.65	0.44
36:DO:11:ALA:O	36:DO:15:ARG:HG3	2.17	0.44
4:CD:53:GLN:HB2	4:CD:202:LEU:HD12	1.99	0.44
24:BC:252:LYS:HZ2	24:BC:252:LYS:HA	1.82	0.44
13:AM:45:SER:O	13:AM:46:GLU:CB	2.66	0.44
22:DA:878:A:H4'	22:DA:898:C:N4	2.31	0.44
1:AA:21:G:C2	1:AA:22:G:C6	3.05	0.44
1:AA:137:U:O2	1:AA:137:U:H2'	2.16	0.44
47:DZ:32:GLY:C	47:DZ:34:THR:N	2.70	0.44
22:BA:1300:G:C4'	22:BA:1301:A:H5'	2.47	0.44
26:DE:164:LEU:HD12	26:DE:167:VAL:HG12	1.98	0.44
22:DA:2046:G:OP1	48:D0:11:LYS:HE3	2.17	0.44
9:CI:12:LYS:HG2	9:CI:12:LYS:O	2.17	0.44
22:DA:2080:A:H4'	45:DX:22:ASN:HD22	1.82	0.44
22:DA:1006:C:C2	22:DA:1138:G:N2	2.86	0.44
22:BA:1157:G:O2'	47:BZ:31:ILE:HD11	2.17	0.44
53:CA:926:G:C6	53:CA:1505:G:C6	3.05	0.44
27:BF:125:GLY:HA3	27:BF:159:ALA:HB3	1.98	0.44
22:BA:1465:G:C6	22:BA:1466:U:N3	2.85	0.44
22:BA:41:C:H2'	22:BA:42:A:O5'	2.17	0.44
22:DA:585:G:C2'	22:DA:1254:A:H61	2.30	0.44

Continued on next page...

Continued from previous page...

Atom-1	Atom-2	Interatomic distance (Å)	Clash overlap (Å)
12:CL:14:LYS:HG3	12:CL:14:LYS:O	2.16	0.44
22:BA:1939:U:OP1	22:BA:2604:U:O2'	2.33	0.44
26:BE:178:VAL:O	26:BE:181:ILE:N	2.47	0.44
26:BE:178:VAL:HG13	26:BE:179:SER:H	1.81	0.44
22:BA:304:U:H2'	22:BA:305:C:C6	2.52	0.44
22:BA:2522:U:H2'	22:BA:2523:G:H5'	1.99	0.44
28:BG:51:PHE:N	28:BG:51:PHE:CD2	2.85	0.44
38:DQ:96:ASP:C	38:DQ:98:ALA:H	2.21	0.44
22:BA:1878:G:O2'	22:BA:1879:C:H5'	2.16	0.44
53:CA:131:A:C6	53:CA:232:G:C6	3.05	0.44
38:BQ:13:HIS:HD2	38:BQ:31:TYR:CE1	2.35	0.44
22:DA:1609:A:O2'	22:DA:1610:A:H5''	2.18	0.44
57:DB:16:G:O6	57:DB:69:G:C6	2.70	0.44
4:CD:2:ARG:HE	4:CD:114:ARG:HD2	1.83	0.44
6:AF:29:ILE:HG22	6:AF:30:THR:N	2.32	0.44
6:AF:40:GLU:HB2	6:AF:42:TRP:NE1	2.32	0.44
44:BW:47:GLY:O	44:BW:49:ASN:N	2.49	0.44
22:BA:1059:G:C2	22:BA:1080:A:N3	2.86	0.44
1:AA:450:G:H2'	1:AA:451:A:OP1	2.17	0.44
53:CA:1077:G:C2	53:CA:1081:A:C2	3.05	0.44
22:BA:2280:G:C2'	22:BA:2281:A:H5'	2.47	0.44
5:AE:114:LEU:HG	5:AE:119:VAL:HG22	1.99	0.44
21:AU:33:ARG:HD3	21:AU:34:ARG:HG3	1.98	0.44
21:AU:8:ASN:N	21:AU:8:ASN:HD22	2.15	0.44
42:DU:45:GLN:HA	42:DU:45:GLN:NE2	2.21	0.44
22:BA:243:U:O2'	22:BA:244:A:H5'	2.16	0.44
42:DU:14:THR:HG23	42:DU:15:GLY:N	2.28	0.44
12:AL:24:GLU:O	12:AL:25:ALA:C	2.55	0.44
25:BD:16:THR:HG22	25:BD:20:VAL:O	2.17	0.44
22:DA:2056:G:N2	22:DA:2057:G:N9	2.65	0.44
29:DH:45:GLU:C	29:DH:47:PHE:H	2.19	0.44
2:AB:185:ILE:HD11	2:AB:203:ASP:HA	1.98	0.44
35:BN:32:GLU:OE1	35:BN:118:ARG:HA	2.16	0.44
26:BE:147:LEU:HB3	26:BE:186:VAL:HG23	2.00	0.44
9:AI:51:LEU:HA	9:AI:54:VAL:HG23	2.00	0.44
22:BA:683:U:C2'	22:BA:684:G:O5'	2.65	0.44
22:DA:388:G:O2'	22:DA:389:G:H3'	2.18	0.44
22:BA:1141:U:OP2	31:BJ:65:THR:HG21	2.18	0.44
31:BJ:65:THR:HG22	31:BJ:68:LYS:HE3	1.98	0.44
22:DA:1044:C:O2	22:DA:1044:C:H2'	2.17	0.44
22:BA:2149:U:C2'	22:BA:2150:C:O5'	2.65	0.44

Continued on next page...

Continued from previous page...

Atom-1	Atom-2	Interatomic distance (Å)	Clash overlap (Å)
22:BA:247:G:H4'	22:BA:386:G:C5	2.52	0.44
25:BD:169:ARG:C	25:BD:170:VAL:CG1	2.85	0.44
10:CJ:47:GLU:HB2	10:CJ:67:ILE:CG1	2.40	0.44
22:DA:1567:G:H5''	24:DC:84:PRO:CG	2.46	0.44
2:CB:48:MET:O	2:CB:199:ILE:HG22	2.17	0.44
2:AB:19:THR:HA	2:AB:37:VAL:HG23	1.98	0.44
22:DA:1520:U:O4	22:DA:1521:G:C6	2.70	0.44
40:BS:39:THR:HG22	40:BS:44:ALA:HB2	1.98	0.44
46:BY:42:LEU:HD12	46:BY:42:LEU:HA	1.66	0.44
53:CA:1332:A:H2'	53:CA:1333:A:H5'	2.00	0.44
17:CQ:59:GLU:HB3	17:CQ:76:ARG:HG3	2.00	0.44
22:BA:2505:G:HO2'	22:BA:2506:U:H5	1.59	0.44
22:DA:2478:A:C8	22:DA:2529:G:C5	3.05	0.44
26:BE:48:THR:C	26:BE:50:ALA:N	2.69	0.44
29:DH:96:THR:HA	29:DH:113:SER:OG	2.17	0.44
53:CA:518:C:H2'	53:CA:530:G:C8	2.51	0.44
34:DM:57:VAL:HG23	34:DM:58:LYS:O	2.16	0.44
33:DL:103:ILE:H	33:DL:103:ILE:CD1	2.29	0.44
35:BN:24:MET:HE3	35:BN:44:LEU:HB2	1.99	0.44
22:DA:90:U:C4	22:DA:91:A:C5	3.05	0.44
22:DA:1918:A:O2'	22:DA:1920:C:C4	2.70	0.44
22:BA:1392:A:C6	22:BA:1393:A:C6	3.05	0.44
22:BA:633:A:H8	22:BA:633:A:O5'	1.99	0.44
24:DC:251:THR:HG22	24:DC:252:LYS:N	2.32	0.44
40:DS:6:LYS:NZ	40:DS:6:LYS:HB3	2.33	0.44
12:AL:34:THR:HB	12:AL:35:ARG:HG2	2.00	0.44
22:DA:2234:G:C5	22:DA:2235:G:N7	2.84	0.44
1:AA:994:A:C5	1:AA:1216:A:H4'	2.52	0.44
26:BE:61:ARG:HG2	26:BE:61:ARG:H	1.49	0.44
1:AA:394:G:H2'	1:AA:395:C:H6	1.82	0.44
22:DA:1432:G:H2'	22:DA:1433:A:C8	2.52	0.44
22:DA:665:U:H2'	22:DA:666:A:C8	2.52	0.44
3:AC:41:TYR:OH	3:AC:89:VAL:HG21	2.17	0.44
22:DA:2583:G:H2'	22:DA:2584:U:H5'	1.99	0.44
22:DA:2316:G:H2'	22:DA:2317:A:C8	2.53	0.44
1:AA:518:C:H2'	1:AA:530:G:C8	2.53	0.44
53:CA:909:A:H2'	53:CA:910:C:O4'	2.18	0.44
22:DA:2033:A:H4'	22:DA:2034:U:OP1	2.16	0.44
33:DL:85:VAL:O	33:DL:86:GLU:HB2	2.18	0.44
9:AI:26:LYS:O	9:AI:62:LEU:HD23	2.16	0.44
23:BB:24:G:C6	23:BB:56:G:C2	3.05	0.44

Continued on next page...

Continued from previous page...

Atom-1	Atom-2	Interatomic distance (Å)	Clash overlap (Å)
11:AK:52:ARG:HD2	11:AK:56:LYS:HD3	1.98	0.44
40:BS:85:ILE:CG2	40:BS:93:ALA:HB1	2.47	0.44
22:DA:1833:C:C4	22:DA:1834:U:C4	3.05	0.44
22:DA:927:A:H2'	22:DA:928:A:C8	2.52	0.44
13:AM:23:GLY:HA3	13:AM:64:VAL:HG12	1.99	0.44
55:CM:47:LEU:HD23	55:CM:48:SER:N	2.32	0.44
4:CD:60:VAL:O	4:CD:63:ILE:HB	2.17	0.44
4:CD:59:LYS:O	4:CD:63:ILE:HG13	2.17	0.44
22:DA:1807:G:C2'	22:DA:1808:A:H5'	2.48	0.44
22:BA:1073:A:H8	22:BA:1073:A:P	2.40	0.44
22:DA:2384:U:OP2	22:DA:2384:U:H6	2.01	0.44
44:BW:24:ARG:O	44:BW:25:PHE:CB	2.65	0.44
31:DJ:64:VAL:HG13	31:DJ:65:THR:N	2.33	0.44
22:DA:2261:C:H41	44:DW:10:ARG:HB3	1.83	0.44
17:AQ:60:ILE:HG22	17:AQ:72:TRP:HE3	1.83	0.44
17:AQ:45:VAL:HG22	17:AQ:72:TRP:HB2	2.00	0.44
1:AA:841:C:N3	1:AA:843:U:H5'	2.32	0.44
1:AA:485:U:O2	1:AA:485:U:O4'	2.36	0.44
1:AA:486:U:O2'	1:AA:487:A:H5'	2.17	0.44
22:BA:611:C:O2'	22:BA:612:G:H5'	2.16	0.44
53:CA:976:G:C2	53:CA:1363:A:C2	3.05	0.44
53:CA:1046:A:C2'	53:CA:1047:G:C5'	2.92	0.44
26:DE:130:LYS:O	26:DE:134:LEU:HB3	2.17	0.44
38:DQ:91:ARG:HG3	39:DR:11:GLN:NE2	2.32	0.44
22:BA:118:A:H2'	22:BA:120:U:O4	2.17	0.44
22:DA:2815:C:H2'	22:DA:2816:G:C8	2.52	0.44
22:DA:266:G:N2	22:DA:427:U:H1'	2.32	0.44
22:BA:2136:G:C2	22:BA:2137:U:C4	3.05	0.44
29:DH:47:PHE:O	29:DH:51:ARG:HG3	2.17	0.44
30:DI:49:GLU:OE2	30:DI:54:ILE:HG13	2.17	0.44
30:DI:52:LEU:HD11	30:DI:78:LEU:CD2	2.48	0.44
22:DA:2286:G:H4'	22:DA:2287:A:C4	2.52	0.44
22:BA:1784:A:H4'	22:BA:1785:A:C5'	2.48	0.44
55:CM:64:VAL:O	55:CM:65:GLU:C	2.56	0.44
22:DA:565:C:H4'	22:DA:1253:A:C6	2.52	0.44
24:BC:170:TYR:HD2	24:BC:183:VAL:C	2.21	0.44
53:CA:653:U:H5'	8:CH:55:LYS:HE3	1.99	0.44
22:DA:2191:A:C5'	22:DA:2192:U:OP2	2.65	0.44
14:CN:94:GLY:O	14:CN:95:LEU:C	2.55	0.44
2:AB:30:ILE:HD11	2:AB:38:HIS:CD2	2.53	0.44
9:AI:45:MET:SD	9:AI:45:MET:N	2.91	0.44

Continued on next page...

Continued from previous page...

Atom-1	Atom-2	Interatomic distance (Å)	Clash overlap (Å)
22:DA:1865:U:O4	22:DA:1875:G:C4	2.70	0.44
32:DK:1:MET:HA	32:DK:33:ALA:O	2.17	0.44
22:BA:729:G:H2'	22:BA:1775:U:O2	2.17	0.44
16:AP:20:VAL:HG21	16:AP:32:PHE:HB2	1.99	0.44
22:BA:1858:A:N6	22:BA:1884:G:H1'	2.33	0.44
22:BA:1107:G:H2'	22:BA:1108:U:C6	2.53	0.44
1:AA:753:A:H4'	1:AA:754:C:C5'	2.47	0.44
37:BP:33:GLU:CG	37:BP:34:GLY:N	2.80	0.44
53:CA:204:G:H2'	53:CA:205:A:C8	2.53	0.44
53:CA:28:A:O2'	53:CA:296:U:H5''	2.17	0.44
23:BB:87:U:H3'	23:BB:88:C:C5'	2.47	0.44
22:DA:1232:G:H2'	22:DA:1233:C:H6	1.83	0.44
53:CA:878:A:C6	53:CA:879:C:C4	3.05	0.44
22:BA:1333:G:C2	22:BA:1334:G:C8	3.05	0.44
34:BM:76:LYS:HG3	34:BM:77:PRO:HD2	1.99	0.44
1:AA:829:G:C6	1:AA:858:G:C2	3.05	0.44
22:DA:1378:A:C8	22:DA:1380:G:C6	3.05	0.44
7:AG:94:ARG:O	7:AG:97:ALA:N	2.50	0.44
1:AA:540:G:H2'	1:AA:541:G:O4'	2.16	0.44
13:AM:15:VAL:HG13	13:AM:40:GLU:O	2.18	0.44
1:AA:393:A:O2'	1:AA:394:G:H5'	2.18	0.44
25:DD:181:ASP:C	25:DD:183:GLU:N	2.70	0.44
53:CA:833:G:O2'	53:CA:834:U:H5'	2.17	0.44
22:BA:1789:A:OP2	24:BC:220:ARG:NH1	2.50	0.44
30:DI:95:ASP:CG	30:DI:96:LYS:H	2.20	0.44
57:DB:78:A:H2'	57:DB:79:G:C8	2.52	0.44
24:DC:196:ASN:O	24:DC:197:ALA:HB3	2.18	0.44
22:BA:2049:G:H2'	22:BA:2050:C:H5'	2.00	0.44
57:DB:23:G:C2	57:DB:61:G:C2	3.05	0.44
22:DA:2221:G:C6	22:DA:2222:C:C4	3.06	0.44
7:AG:6:ILE:HB	7:AG:7:GLY:H	1.60	0.44
51:D3:50:SER:O	51:D3:52:GLY:N	2.50	0.44
13:AM:81:ASP:OD2	27:BF:111:ARG:HD2	2.18	0.44
10:AJ:26:VAL:O	10:AJ:30:LYS:HG2	2.17	0.44
56:CP:19:VAL:HG13	56:CP:37:GLY:CA	2.48	0.44
53:CA:178:C:O2'	53:CA:179:A:H5'	2.18	0.44
22:BA:1754:A:C6	22:BA:1755:A:C6	3.06	0.44
8:CH:73:SER:HB2	8:CH:129:ALA:HB3	1.99	0.44
22:BA:508:A:H4'	22:BA:509:C:OP2	2.17	0.44
38:DQ:73:ILE:HG13	38:DQ:74:SER:N	2.32	0.44
47:DZ:37:ARG:HA	47:DZ:37:ARG:NE	2.32	0.44

Continued on next page...

Continued from previous page...

Atom-1	Atom-2	Interatomic distance (Å)	Clash overlap (Å)
42:BU:72:PHE:CZ	42:BU:77:GLY:HA2	2.53	0.44
22:BA:1584:U:H2'	22:BA:1584:U:O2	2.16	0.44
1:AA:1165:U:C4	1:AA:1166:G:C5	3.06	0.44
21:CU:19:LYS:N	21:CU:19:LYS:NZ	2.65	0.44
22:DA:226:A:N6	22:DA:227:A:N6	2.66	0.44
22:BA:1178:C:C4	22:BA:1180:U:C4	3.05	0.44
33:BL:75:ALA:O	33:BL:108:ALA:HA	2.17	0.44
44:DW:37:VAL:CG2	44:DW:38:ARG:NH1	2.81	0.44
25:BD:186:LEU:HD12	25:BD:186:LEU:HA	1.67	0.44
22:BA:1068:G:C2'	22:BA:1069:A:H5'	2.43	0.44
41:BT:7:LEU:C	41:BT:9:LYS:H	2.20	0.44
9:CI:45:MET:O	9:CI:49:GLN:HG3	2.17	0.44
22:BA:1131:G:C8	31:BJ:77:HIS:CE1	3.05	0.44
11:AK:124:LYS:O	21:AU:33:ARG:NE	2.51	0.44
21:AU:33:ARG:HD3	21:AU:34:ARG:H	1.82	0.44
8:AH:63:LYS:C	8:AH:70:VAL:HG23	2.38	0.44
53:CA:972:C:H4'	10:CJ:59:LYS:HG2	2.00	0.44
4:CD:29:THR:C	4:CD:31:CYS:N	2.70	0.44
22:DA:866:A:O2'	22:DA:867:C:C6	2.71	0.44
53:CA:1298:U:H4'	53:CA:1299:A:O5'	2.17	0.44
1:AA:993:G:N2	1:AA:996:A:N6	2.66	0.44
22:DA:204:A:C8	22:DA:206:U:C4	3.05	0.44
22:DA:2243:U:OP1	62:DA:3720:HOH:O	2.20	0.44
33:DL:79:LEU:HD23	33:DL:82:LEU:CD1	2.48	0.44
33:DL:79:LEU:HD23	33:DL:82:LEU:HD11	1.98	0.44
1:AA:1003:G:H22	1:AA:1005:A:H5'	1.80	0.44
22:DA:1792:G:H5''	24:DC:203:VAL:HG22	2.00	0.44
53:CA:1014:A:H4'	19:CS:13:HIS:HD2	1.75	0.44
22:DA:1187:G:H8	22:DA:1187:G:O5'	2.00	0.44
9:AI:54:VAL:O	9:AI:55:ASP:O	2.36	0.44
22:DA:2750:A:C4'	22:DA:2751:G:OP2	2.60	0.44
22:DA:2756:U:C1'	22:DA:2757:A:C5'	2.95	0.44
22:BA:550:C:C2'	22:BA:550:C:O2	2.66	0.44
17:CQ:46:HIS:CE1	17:CQ:48:GLU:HG2	2.53	0.44
58:DF:48:LEU:O	58:DF:52:ALA:HB2	2.17	0.44
22:DA:566:U:C5	22:DA:567:U:C5	3.05	0.44
28:DG:116:LEU:HA	28:DG:117:PRO:HD3	1.75	0.44
1:AA:1167:A:C8	1:AA:1169:A:N6	2.86	0.44
2:AB:128:LEU:HB3	2:AB:129:THR:H	1.68	0.44
4:AD:34:GLU:C	4:AD:36:ALA:H	2.21	0.44
11:CK:67:GLU:C	11:CK:69:CYS:H	2.21	0.44

Continued on next page...

Continued from previous page...

Atom-1	Atom-2	Interatomic distance (Å)	Clash overlap (Å)
22:DA:963:U:O2'	22:DA:964:C:P	2.75	0.44
46:BY:46:VAL:O	46:BY:47:ARG:C	2.56	0.44
2:AB:72:LYS:HZ2	2:AB:204:ASP:HB3	1.83	0.44
22:BA:1858:A:H2'	22:BA:1859:U:H6	1.80	0.44
22:BA:1858:A:H62	22:BA:1884:G:H1'	1.82	0.44
41:BT:69:ARG:NH2	41:BT:70:HIS:HA	2.33	0.44
53:CA:587:G:H4'	8:CH:3:GLN:HA	1.98	0.44
49:D1:8:ILE:CG1	49:D1:24:LYS:HB3	2.47	0.44
12:CL:109:ARG:NH2	12:CL:116:TYR:HE2	2.15	0.44
22:DA:372:G:P	45:DX:61:LYS:NZ	2.90	0.44
22:BA:666:A:H2'	22:BA:667:U:C6	2.50	0.44
22:DA:151:C:H2'	22:DA:152:A:H8	1.82	0.44
4:CD:71:PHE:HZ	4:CD:199:ILE:HD12	1.82	0.44
16:AP:3:THR:O	16:AP:21:VAL:HA	2.18	0.44
47:DZ:53:MET:O	47:DZ:54:VAL:HG13	2.17	0.44
16:AP:51:ARG:O	16:AP:52:LEU:HD12	2.18	0.44
7:AG:53:SER:C	7:AG:55:LYS:N	2.71	0.44
1:AA:834:U:H2'	1:AA:835:U:C6	2.53	0.44
7:AG:96:ASN:N	7:AG:96:ASN:OD1	2.50	0.44
22:BA:430:A:H5''	22:BA:431:U:OP2	2.18	0.44
22:DA:2714:G:H2'	22:DA:2715:C:O4'	2.18	0.44
33:BL:65:GLY:O	33:BL:66:PHE:HB3	2.17	0.44
22:DA:1527:G:C2	22:DA:1546:G:N1	2.85	0.44
22:BA:1433:A:H2'	22:BA:1434:A:O4'	2.17	0.44
22:BA:323:C:N4	22:BA:333:G:C5	2.86	0.44
38:BQ:67:ALA:HB1	38:BQ:105:PHE:CE1	2.53	0.44
23:BB:5:U:H2'	23:BB:6:G:H8	1.82	0.44
22:BA:2064:C:H2'	22:BA:2065:C:C6	2.52	0.44
42:BU:52:ASN:C	42:BU:54:PRO:HD2	2.38	0.44
41:DT:64:LYS:N	41:DT:64:LYS:HD2	2.33	0.44
22:BA:1275:A:H4'	22:BA:1276:A:OP1	2.13	0.44
22:DA:2363:G:O2'	22:DA:2364:C:H5'	2.17	0.44
53:CA:442:G:C6	53:CA:443:C:C4	3.06	0.44
34:DM:117:PHE:O	34:DM:121:ALA:HB2	2.18	0.44
2:CB:17:HIS:CG	2:CB:18:GLN:N	2.84	0.44
22:BA:1739:A:H2'	22:BA:1740:G:O4'	2.18	0.44
53:CA:186:C:O2'	53:CA:187:G:H5'	2.17	0.44
6:CF:75:GLU:OE2	6:CF:89:VAL:HG11	2.17	0.44
1:AA:1406:U:C5	1:AA:1407:C:C5	3.05	0.44
30:DI:79:LEU:HD13	30:DI:100:ILE:HG13	1.99	0.44
22:DA:929:U:H1'	47:DZ:25:GLY:O	2.17	0.44

Continued on next page...

Continued from previous page...

Atom-1	Atom-2	Interatomic distance (Å)	Clash overlap (Å)
15:AO:41:HIS:HD2	15:AO:42:PHE:CE2	2.35	0.44
32:DK:66:LYS:O	32:DK:66:LYS:HG2	2.17	0.44
38:BQ:77:LYS:HE2	38:BQ:77:LYS:HB3	1.81	0.44
3:AC:61:LYS:HA	3:AC:61:LYS:HD2	1.47	0.44
5:AE:73:VAL:CG1	5:AE:75:LEU:HD12	2.48	0.44
7:AG:25:PHE:CE1	7:AG:104:VAL:HG23	2.52	0.44
31:BJ:44:TYR:O	31:BJ:45:THR:CG2	2.66	0.44
22:BA:1177:G:H2'	22:BA:1178:C:O4'	2.18	0.44
31:DJ:45:THR:N	31:DJ:46:PRO:CD	2.81	0.44
4:CD:2:ARG:NH2	4:CD:114:ARG:NH1	2.65	0.44
22:DA:1537:G:H2'	22:DA:1537:G:N3	2.33	0.44
53:CA:1279:G:C2	53:CA:1279:G:OP2	2.71	0.44
22:DA:1695:G:H8	24:DC:7:PRO:HB2	1.78	0.44
45:DX:53:LYS:CA	45:DX:56:ARG:HB3	2.29	0.44
53:CA:83:C:O2	53:CA:87:C:N3	2.51	0.44
1:AA:448:A:C4	1:AA:487:A:C2	3.06	0.44
25:BD:106:LYS:HB3	25:BD:206:ALA:CB	2.30	0.44
53:CA:986:U:C2	53:CA:1220:G:N2	2.86	0.44
26:DE:135:ALA:C	26:DE:137:LYS:H	2.20	0.44
22:DA:996:A:C6	22:DA:1160:G:C2	3.05	0.44
58:DF:111:ARG:H	58:DF:111:ARG:NE	2.15	0.44
22:DA:2308:G:O6	22:DA:2311:A:N7	2.50	0.44
18:CR:71:ASP:HB3	18:CR:72:ARG:HH21	1.83	0.44
22:DA:1267:U:HO2'	22:DA:1268:A:C5'	2.31	0.44
3:AC:151:GLU:HA	3:AC:166:TRP:HA	1.99	0.44
14:AN:15:LEU:N	14:AN:18:LYS:HE2	2.33	0.44
1:AA:1241:G:N2	1:AA:1242:G:C5	2.85	0.44
22:DA:576:U:OP1	22:DA:2503:A:OP1	2.36	0.44
8:AH:95:MET:HB2	8:AH:98:LEU:O	2.18	0.44
30:BI:100:ILE:HG22	30:BI:101:SER:N	2.23	0.44
9:CI:118:ARG:HG3	9:CI:124:PRO:HG3	2.00	0.44
24:BC:90:ILE:HG23	24:BC:102:TYR:CD1	2.53	0.44
36:BO:66:GLY:C	36:BO:102:ARG:NH2	2.71	0.44
30:BI:30:GLN:NE2	30:BI:32:VAL:HB	2.33	0.44
22:DA:223:A:O2'	22:DA:408:G:N3	2.50	0.44
53:CA:737:C:OP1	6:CF:91:ARG:HD2	2.17	0.44
31:BJ:49:ASP:OD2	31:BJ:49:ASP:C	2.56	0.44
1:AA:36:C:H4'	12:AL:118:VAL:O	2.17	0.44
5:AE:14:LEU:CB	5:AE:36:THR:HG22	2.48	0.44
3:CC:76:ILE:HA	3:CC:83:VAL:CG1	2.42	0.44
27:BF:43:ILE:HA	27:BF:82:TYR:CZ	2.53	0.44

Continued on next page...

Continued from previous page...

Atom-1	Atom-2	Interatomic distance (Å)	Clash overlap (Å)
27:BF:82:TYR:HA	27:BF:83:PRO:HD2	1.77	0.44
8:AH:12:ARG:HH11	8:AH:26:MET:HB2	1.82	0.44
8:AH:78:SER:OG	8:AH:83:ARG:HA	2.18	0.44
53:CA:1414:U:H2'	53:CA:1415:G:H8	1.83	0.44
31:BJ:141:ASP:HB3	31:BJ:142:ILE:H	1.48	0.44
1:AA:1321:U:H3'	1:AA:1322:C:O2	2.18	0.44
1:AA:345:C:H4'	37:BP:33:GLU:CD	2.37	0.44
14:CN:89:ARG:HG3	14:CN:91:GLU:CG	2.48	0.44
53:CA:932:C:O2	53:CA:932:C:H2'	2.17	0.44
22:DA:1566:A:C2	24:DC:212:TRP:CB	2.99	0.44
1:AA:665:A:H2'	1:AA:725:G:N2	2.33	0.44
8:AH:58:LEU:HD13	8:AH:59:GLU:N	2.32	0.44
4:CD:71:PHE:O	4:CD:72:ARG:C	2.55	0.44
53:CA:1467:C:H2'	53:CA:1468:A:C8	2.52	0.44
22:BA:1682:G:H2'	22:BA:1683:U:C6	2.53	0.44
3:AC:22:PHE:C	3:AC:22:PHE:CD2	2.90	0.44
53:CA:1401:G:H2'	53:CA:1402:C:O4'	2.18	0.44
28:BG:34:ARG:HD3	28:BG:34:ARG:N	2.33	0.44
22:BA:1124:G:H1'	52:B4:38:GLY:OXT	2.17	0.44
32:DK:17:ARG:HD3	32:DK:18:ARG:HG3	1.99	0.44
17:AQ:58:VAL:HG21	17:AQ:74:LEU:HD23	1.99	0.44
53:CA:106:C:O2'	53:CA:379:C:OP1	2.34	0.44
22:DA:2428:G:OP1	22:DA:2428:G:H3'	2.18	0.44
1:AA:1511:G:C6	1:AA:1512:U:C4	3.06	0.44
1:AA:1316:G:N2	1:AA:1318:A:H3'	2.32	0.44
22:BA:1411:U:O2'	22:BA:1412:U:H5'	2.18	0.44
3:CC:127:VAL:O	3:CC:128:MET:HB2	2.18	0.44
22:BA:1566:A:C6	24:BC:212:TRP:CZ3	3.06	0.44
22:DA:2811:G:H2'	22:DA:2812:G:O4'	2.17	0.44
1:AA:1503:A:C8	1:AA:1531:A:H1'	2.53	0.44
53:CA:473:U:OP1	56:CP:76:LYS:HE3	2.18	0.44
24:DC:83:ASP:HB2	24:DC:90:ILE:HD12	1.99	0.44
22:DA:2649:C:H2'	22:DA:2650:U:C6	2.53	0.44
8:AH:74:ILE:HD13	8:AH:128:VAL:HG13	1.99	0.44
50:B2:36:ALA:C	50:B2:38:GLY:N	2.71	0.44
24:BC:238:ASN:O	24:BC:239:PHE:HB2	2.18	0.44
22:BA:1635:A:C6	22:BA:1636:U:C2	3.05	0.44
1:AA:1430:A:C2	1:AA:1471:U:C2	3.06	0.44
45:DX:37:PHE:O	45:DX:45:PHE:HA	2.18	0.44
5:CE:114:LEU:HD23	5:CE:143:LEU:HD11	2.00	0.44
2:AB:61:SER:C	2:AB:63:LYS:H	2.20	0.44

Continued on next page...

Continued from previous page...

Atom-1	Atom-2	Interatomic distance (Å)	Clash overlap (Å)
24:DC:243:PRO:O	24:DC:244:VAL:HG13	2.18	0.44
22:BA:415:A:C5	22:BA:416:U:C5	3.05	0.44
25:BD:207:VAL:HG23	25:BD:207:VAL:O	2.18	0.44
22:BA:1838:C:N4	22:BA:1899:A:C4	2.86	0.44
31:BJ:38:GLY:C	31:BJ:40:HIS:H	2.21	0.44
22:DA:449:A:H2'	22:DA:450:G:H5'	2.00	0.44
22:BA:873:C:C2	22:BA:904:G:N2	2.83	0.44
43:BV:80:HIS:CD2	43:BV:83:LYS:HB2	2.52	0.44
6:AF:91:ARG:HG3	6:AF:92:THR:N	2.27	0.44
22:DA:2330:G:N3	44:DW:38:ARG:HB3	2.33	0.44
22:DA:489:G:C2'	22:DA:491:G:C8	3.01	0.44
53:CA:1140:C:H2'	53:CA:1141:C:H5	1.83	0.44
16:AP:6:LEU:HA	16:AP:6:LEU:HD12	1.77	0.44
22:DA:249:C:C3'	22:DA:2394:C:H4'	2.46	0.44
53:CA:1287:A:O2'	53:CA:1288:A:O5'	2.36	0.44
9:CI:49:GLN:O	9:CI:52:GLU:HG2	2.17	0.44
22:DA:182:A:H2'	22:DA:183:C:C6	2.53	0.44
22:DA:1062:G:C4	22:DA:1063:G:C8	3.05	0.44
46:DY:48:ARG:HH11	46:DY:48:ARG:HG3	1.82	0.44
5:AE:100:GLU:HB3	5:AE:121:ASN:CA	2.47	0.44
22:BA:1131:G:O2'	22:BA:2026:U:H5'	2.18	0.44
41:DT:39:THR:OG1	41:DT:42:GLU:HG3	2.17	0.44
53:CA:1356:G:N2	53:CA:1367:C:C2	2.85	0.44
10:CJ:52:LEU:HB2	14:CN:80:ARG:HE	1.81	0.44
22:DA:2656:U:H2'	22:DA:2657:A:H8	1.83	0.44
52:B4:16:ILE:HA	52:B4:24:ARG:O	2.18	0.44
58:DF:65:LEU:HG	58:DF:67:THR:HG23	2.00	0.44
33:DL:79:LEU:HD22	33:DL:115:GLU:O	2.18	0.44
35:DN:72:ASP:O	35:DN:76:VAL:HG13	2.18	0.44
22:DA:1661:G:C4	22:DA:1662:U:C6	3.06	0.44
22:DA:1991:U:H2'	22:DA:1992:G:H5'	2.00	0.44
22:BA:1812:U:H2'	22:BA:1813:G:H8	1.83	0.44
31:BJ:114:LEU:O	31:BJ:117:ALA:HB3	2.16	0.44
4:AD:94:GLU:HG2	4:AD:185:PRO:HG3	1.99	0.44
22:BA:137:U:HO2'	22:BA:138:U:P	2.23	0.44
22:DA:828:U:P	22:DA:2068:U:C5	3.11	0.44
22:DA:2391:G:O2'	22:DA:2392:A:P	2.75	0.44
22:BA:1694:C:H4'	22:BA:1695:G:H5''	2.00	0.44
54:CG:10:LYS:O	54:CG:10:LYS:HD2	2.18	0.44
26:DE:90:GLN:HG3	26:DE:92:HIS:NE2	2.33	0.44
1:AA:734:G:N2	18:AR:63:TYR:CE1	2.81	0.44

Continued on next page...

Continued from previous page...

Atom-1	Atom-2	Interatomic distance (Å)	Clash overlap (Å)
28:DG:115:GLN:HG2	28:DG:116:LEU:H	1.80	0.44
28:DG:132:LEU:HD12	28:DG:132:LEU:N	2.33	0.44
5:CE:151:MET:O	5:CE:154:ALA:HB3	2.18	0.44
7:AG:115:MET:HA	7:AG:118:ARG:HD3	2.00	0.44
1:AA:1285:A:C5'	1:AA:1286:U:C4	2.96	0.44
53:CA:327:A:C2	53:CA:329:A:N3	2.86	0.44
22:BA:1256:G:O2'	26:BE:77:ILE:HD11	2.17	0.44
13:AM:4:ALA:N	13:AM:56:ARG:HG3	2.32	0.44
8:CH:82:LEU:CD1	12:CL:3:VAL:HG11	2.46	0.44
27:BF:41:GLU:HB2	27:BF:48:LEU:HD23	2.00	0.44
1:AA:27:G:C4	1:AA:557:G:N2	2.85	0.44
22:DA:848:C:H2'	22:DA:849:A:C8	2.53	0.44
29:BH:43:ASN:HA	29:BH:46:PHE:HB3	2.00	0.44
32:BK:108:ARG:HH21	37:BP:34:GLY:HA3	1.82	0.44
33:BL:37:GLY:O	33:BL:38:GLN:C	2.56	0.44
22:BA:141:G:C5'	22:BA:142:A:C8	2.99	0.44
1:AA:602:A:O2'	1:AA:603:U:H5'	2.18	0.44
22:DA:1286:A:C5	22:DA:1289:C:N4	2.85	0.44
10:AJ:11:LYS:CG	10:AJ:97:ASP:HB3	2.46	0.44
41:BT:61:LEU:C	41:BT:61:LEU:CD1	2.85	0.44
1:AA:1381:U:O2'	1:AA:1382:C:H5'	2.18	0.44
22:DA:151:C:OP1	22:DA:1359:A:O2'	2.32	0.44
56:CP:20:VAL:HA	56:CP:36:VAL:HG12	2.00	0.44
19:AS:43:MET:CE	19:AS:48:ILE:HG12	2.48	0.44
16:AP:3:THR:HG22	16:AP:4:ILE:N	2.32	0.44
22:BA:2555:U:H5	22:BA:2556:C:C2	2.36	0.44
47:BZ:7:THR:HG23	47:BZ:34:THR:OG1	2.17	0.44
3:AC:137:VAL:CG1	3:AC:169:GLU:HB3	2.48	0.44
22:DA:2550:G:N2	22:DA:2559:C:H1'	2.33	0.44
1:AA:285:C:O2	1:AA:285:C:H2'	2.18	0.44
38:BQ:23:TYR:O	38:BQ:28:SER:HB3	2.18	0.44
22:BA:1348:C:H2'	22:BA:1349:C:C5'	2.47	0.44
22:BA:1347:A:O2'	22:BA:1348:C:H5'	2.17	0.44
3:AC:39:ARG:HG2	3:AC:54:ILE:CG1	2.47	0.44
22:BA:1495:A:C6	22:BA:1496:A:C6	3.06	0.44
1:AA:592:G:C6	1:AA:648:A:C6	3.06	0.44
14:CN:13:VAL:HA	14:CN:59:GLN:NE2	2.33	0.44
53:CA:718:A:H5'	11:CK:118:ASN:OD1	2.18	0.44
56:CP:6:LEU:HB2	56:CP:17:TYR:HB3	2.00	0.44
22:DA:1668:A:H4'	22:DA:1669:A:O5'	2.17	0.44
22:BA:1157:G:O2'	47:BZ:31:ILE:HG12	2.18	0.44

Continued on next page...

Continued from previous page...

Atom-1	Atom-2	Interatomic distance (Å)	Clash overlap (Å)
1:AA:1245:C:H2'	1:AA:1246:A:H8	1.82	0.44
53:CA:1423:G:H2'	53:CA:1424:U:H6	1.81	0.44
53:CA:1439:G:C2	53:CA:1463:U:O2	2.70	0.44
3:CC:176:THR:HG22	3:CC:178:ARG:HG3	2.00	0.44
4:CD:43:ARG:O	4:CD:45:PRO:HD3	2.18	0.44
36:BO:15:ARG:NE	36:BO:93:ASP:OD1	2.46	0.44
50:D2:11:LYS:NZ	62:D2:101:HOH:O	2.51	0.44
33:BL:73:ILE:HA	33:BL:105:ILE:HD13	2.00	0.44
35:DN:106:ASP:OD1	35:DN:106:ASP:O	2.35	0.44
24:BC:124:LYS:HG3	24:BC:125:PRO:HD2	1.98	0.44
22:BA:764:A:C6	22:BA:781:A:C2	3.06	0.44
21:CU:19:LYS:C	21:CU:21:SER:H	2.21	0.44
38:BQ:63:ARG:HH22	38:BQ:96:ASP:HB3	1.81	0.44
38:BQ:63:ARG:NH2	38:BQ:96:ASP:N	2.66	0.44
22:BA:1083:U:C2'	22:BA:1084:A:O5'	2.65	0.44
22:DA:1401:G:C4	22:DA:1402:U:C5	3.06	0.44
22:DA:1606:C:C2'	22:DA:1607:C:OP2	2.66	0.44
22:DA:2344:U:C4'	22:DA:2345:G:OP1	2.36	0.44
1:AA:958:A:C5	1:AA:959:A:C6	3.06	0.44
57:DB:109:A:C6	57:DB:110:C:C4	3.06	0.44
57:DB:16:G:H2'	57:DB:17:C:H6	1.83	0.44
44:BW:17:ALA:CA	44:BW:35:ILE:HG23	2.32	0.44
22:DA:52:A:H2	22:DA:179:C:O4'	2.00	0.44
25:BD:184:ARG:HD3	25:BD:186:LEU:HD22	1.98	0.44
22:DA:2423:U:H1'	22:DA:2425:A:C5	2.53	0.44
1:AA:1055:A:C6	1:AA:1206:G:C4	3.06	0.44
22:DA:1053:C:H2'	22:DA:1054:A:C8	2.52	0.44
1:AA:844:G:H5''	1:AA:845:A:OP1	2.18	0.44
22:DA:966:G:H5'	22:DA:2272:U:O2	2.17	0.44
1:AA:1138:G:N2	1:AA:1140:C:N4	2.66	0.44
4:CD:22:SER:OG	4:CD:23:GLY:N	2.50	0.44
42:DU:16:LYS:HB3	42:DU:17:ASP:H	1.51	0.44
22:DA:2305:U:H5	22:DA:2312:U:O4	2.00	0.44
22:BA:931:U:C4'	22:BA:932:U:OP2	2.53	0.44
22:DA:628:G:O6	22:DA:636:G:C6	2.71	0.44
33:DL:81:ASP:C	33:DL:82:LEU:HD12	2.38	0.44
48:D0:54:ILE:O	48:D0:55:ALA:HB2	2.18	0.44
5:CE:45:VAL:HG22	5:CE:46:GLY:N	2.32	0.44
29:BH:89:LYS:O	29:BH:90:LEU:HD12	2.18	0.44
22:BA:361:G:HO2'	22:BA:362:A:C5'	2.31	0.44
26:BE:150:THR:CG2	26:BE:153:LEU:HA	2.46	0.44

Continued on next page...

Continued from previous page...

Atom-1	Atom-2	Interatomic distance (Å)	Clash overlap (Å)
22:BA:784:G:O6	24:BC:227:VAL:HG11	2.16	0.44
22:DA:1049:C:C6	22:DA:1050:A:C8	3.05	0.44
49:B1:8:ILE:N	49:B1:22:THR:O	2.51	0.44
53:CA:1451:U:O2	53:CA:1453:G:N7	2.50	0.44
22:DA:565:C:H1'	22:DA:577:G:N2	2.33	0.44
21:AU:24:LYS:CG	21:AU:25:ALA:H	2.30	0.44
1:AA:1168:U:OP1	1:AA:1168:U:H6	1.98	0.44
24:BC:90:ILE:HG23	24:BC:102:TYR:HD1	1.83	0.44
13:AM:3:ILE:HA	13:AM:56:ARG:NH1	2.32	0.44
3:CC:129:PHE:CE2	3:CC:156:LEU:HD13	2.53	0.44
22:DA:1875:G:H8	22:DA:1875:G:OP2	2.01	0.44
22:DA:859:G:N2	22:DA:916:G:H2'	2.33	0.44
1:AA:258:G:H4'	20:AT:81:GLN:HE22	1.82	0.44
53:CA:166:U:OP2	53:CA:166:U:H6	2.01	0.44
22:DA:538:A:H5''	31:DJ:7:LYS:HZ2	1.82	0.44
15:AO:55:LEU:HD21	22:BA:715:A:C2	2.53	0.44
24:BC:80:LEU:CD1	24:BC:109:LEU:HG	2.48	0.44
22:BA:1746:A:H2'	22:BA:1747:U:H6	1.81	0.44
22:DA:528:A:C2	22:DA:2043:C:O5'	2.70	0.44
22:DA:1837:C:C2	22:DA:1904:G:C2	3.05	0.44
22:DA:1232:G:H2'	22:DA:1233:C:C6	2.52	0.44
39:BR:68:ARG:NH1	39:BR:90:ARG:HD3	2.33	0.44
34:BM:109:PRO:O	34:BM:110:GLU:C	2.56	0.44
22:BA:666:A:C5	22:BA:667:U:C5	3.06	0.44
35:DN:84:GLY:O	35:DN:88:ALA:HB2	2.18	0.44
22:BA:125:A:C6	50:B2:10:LEU:HD13	2.53	0.44
22:BA:2015:A:H2'	22:BA:2016:U:H5'	2.00	0.44
22:DA:170:U:O5'	22:DA:170:U:H6	2.01	0.44
16:AP:38:PHE:CE2	16:AP:51:ARG:HB3	2.53	0.44
3:CC:120:THR:O	3:CC:120:THR:CG2	2.65	0.44
36:BO:78:VAL:HG23	36:BO:79:ALA:N	2.33	0.44
25:BD:9:VAL:HG22	25:BD:10:GLY:N	2.32	0.44
22:DA:108:G:H2'	22:DA:109:C:H6	1.83	0.44
32:DK:17:ARG:O	32:DK:18:ARG:C	2.55	0.44
22:BA:910:A:C6	22:BA:911:A:C6	3.06	0.44
22:DA:2744:G:C4	22:DA:2761:A:N1	2.85	0.44
19:AS:62:THR:HG22	19:AS:64:GLU:OE1	2.17	0.44
23:BB:8:C:O2'	36:BO:40:ILE:HD12	2.18	0.44
22:DA:189:G:C2'	22:DA:190:A:O5'	2.65	0.44
9:CI:113:LYS:HG3	9:CI:119:LYS:HA	2.00	0.44
51:B3:32:LEU:O	51:B3:33:THR:C	2.56	0.44

Continued on next page...

Continued from previous page...

Atom-1	Atom-2	Interatomic distance (Å)	Clash overlap (Å)
1:AA:878:A:C5'	8:AH:80:PRO:HG2	2.48	0.44
22:BA:108:G:C2'	22:BA:109:C:H5'	2.48	0.44
22:DA:808:G:O2'	22:DA:1254:A:H4'	2.18	0.44
53:CA:515:G:N7	62:CA:1853:HOH:O	2.36	0.44
22:DA:2464:G:H2'	22:DA:2465:C:O4'	2.18	0.44
25:DD:140:HIS:CE1	62:DD:303:HOH:O	2.71	0.44
53:CA:1008:U:C4	53:CA:1022:A:C2	3.06	0.44
22:DA:2770:G:O5'	22:DA:2770:G:H8	2.01	0.44
12:AL:80:LEU:HB3	12:AL:97:VAL:HB	1.99	0.44
1:AA:1350:A:C6	1:AA:1351:U:N3	2.86	0.44
53:CA:120:A:O2'	53:CA:121:U:C4'	2.66	0.44
22:DA:1327:A:C6	22:DA:1328:A:C4	3.05	0.44
22:BA:904:G:C2'	22:BA:905:A:O5'	2.66	0.44
27:BF:129:MET:CG	27:BF:153:ILE:HD11	2.48	0.44
57:DB:57:A:C4	58:DF:25:MET:HB2	2.52	0.44
22:DA:242:G:C6	51:D3:4:LYS:HE3	2.53	0.44
6:AF:61:LEU:HD12	6:AF:62:MET:H	1.81	0.44
22:DA:857:G:O2'	44:DW:19:ARG:CZ	2.66	0.44
22:BA:1078:U:H5''	22:BA:1079:C:O5'	2.18	0.44
34:DM:23:GLY:O	34:DM:101:VAL:HG12	2.18	0.44
37:DP:16:VAL:HA	37:DP:17:PRO:HD3	1.62	0.44
22:BA:2025:C:H2'	22:BA:2026:U:C6	2.52	0.44
53:CA:1222:G:H5'	19:CS:77:ARG:HH21	1.82	0.44
1:AA:748:G:C6	1:AA:749:A:C6	3.06	0.44
53:CA:704:A:H2'	53:CA:705:G:H8	1.78	0.44
22:DA:2654:A:C4	22:DA:2656:U:N3	2.86	0.44
22:DA:2683:C:C5	22:DA:2684:U:C5	3.06	0.44
53:CA:989:U:O4	53:CA:990:C:N4	2.51	0.44
22:BA:2742:G:C2'	22:BA:2743:U:H5'	2.48	0.44
39:BR:15:SER:O	39:BR:18:GLN:HB3	2.17	0.44
12:AL:52:CYS:O	12:AL:54:VAL:HG23	2.18	0.44
22:DA:1662:U:C2'	22:DA:1663:G:H5''	2.37	0.44
22:DA:1998:A:O3'	22:DA:2724:U:H4'	2.17	0.44
4:CD:144:ILE:HD12	4:CD:177:MET:HB3	1.99	0.44
22:BA:464:U:O2'	50:B2:16:HIS:HE1	1.98	0.44
22:DA:2751:G:N3	28:DG:2:ARG:NH2	2.65	0.44
32:DK:104:THR:O	32:DK:107:LEU:HD22	2.17	0.44
2:CB:46:VAL:HG13	2:CB:47:PRO:CD	2.38	0.44
28:DG:102:ILE:HB	28:DG:114:HIS:O	2.18	0.44
8:AH:105:THR:HG22	8:AH:121:GLY:C	2.38	0.44
25:BD:114:LYS:H	25:BD:114:LYS:CE	2.29	0.44

Continued on next page...

Continued from previous page...

Atom-1	Atom-2	Interatomic distance (Å)	Clash overlap (Å)
53:CA:376:G:H5''	56:CP:5:ARG:HB2	2.00	0.44
1:AA:71:A:C2	1:AA:72:A:C8	3.06	0.44
1:AA:73:C:H2'	1:AA:74:A:H8	1.83	0.44
14:AN:42:ASN:HD21	14:AN:46:LYS:HZ3	1.65	0.44
14:AN:20:PHE:C	14:AN:22:LYS:N	2.71	0.44
1:AA:496:A:N3	1:AA:496:A:C2'	2.76	0.44
53:CA:16:A:N1	53:CA:919:A:H2	2.15	0.44
53:CA:327:A:O3'	53:CA:328:C:C4'	2.66	0.44
22:BA:479:A:N3	22:BA:481:G:H5''	2.33	0.44
43:DV:75:GLN:HB2	43:DV:90:ASP:O	2.17	0.44
22:DA:1734:G:O2'	22:DA:1735:A:C8	2.58	0.44
22:DA:600:G:H5'	26:DE:27:LEU:HD13	2.00	0.44
24:BC:134:ILE:O	24:BC:135:PRO:C	2.56	0.44
35:BN:12:ARG:HG3	35:BN:12:ARG:HH21	1.83	0.44
29:DH:62:LEU:C	29:DH:64:ALA:H	2.19	0.44
53:CA:1386:G:C2	53:CA:1387:G:C8	3.06	0.44
1:AA:815:A:H4'	1:AA:817:C:C4	2.53	0.44
26:BE:95:LYS:O	26:BE:96:VAL:CB	2.59	0.44
22:BA:1108:U:H2'	22:BA:1109:C:O4'	2.18	0.44
58:DF:28:PRO:HB2	58:DF:168:LEU:CD2	2.44	0.44
16:AP:79:ASN:O	16:AP:80:LYS:CB	2.62	0.44
35:BN:8:ARG:HD2	35:BN:43:GLU:CG	2.45	0.44
11:AK:21:HIS:HD2	11:AK:34:THR:HG22	1.82	0.44
36:BO:75:GLY:HA2	36:BO:106:LEU:CD1	2.48	0.44
53:CA:937:A:C2	53:CA:1379:G:C6	3.06	0.44
22:DA:372:G:N2	22:DA:400:G:H2'	2.32	0.44
29:BH:24:GLY:O	29:BH:25:TYR:C	2.56	0.44
42:DU:39:ASN:OD1	42:DU:64:ILE:HB	2.18	0.44
22:BA:2536:G:C6	22:BA:2537:U:C4	3.06	0.44
53:CA:1517:G:C8	22:DA:1920:C:OP1	2.71	0.44
53:CA:631:C:C3'	53:CA:632:U:H5'	2.47	0.44
22:DA:2866:U:H4'	22:DA:2867:G:OP1	2.18	0.44
40:BS:84:ARG:O	40:BS:95:ARG:O	2.35	0.44
1:AA:1234:C:H2'	1:AA:1235:U:H5'	2.00	0.44
19:CS:10:ILE:N	19:CS:10:ILE:HD12	2.33	0.44
53:CA:1381:U:N3	54:CG:77:ARG:CZ	2.81	0.44
22:BA:1846:G:N2	22:BA:1895:C:C2	2.85	0.44
15:CO:34:GLN:O	15:CO:38:LEU:HB2	2.18	0.44
6:CF:98:GLU:O	6:CF:99:ALA:CB	2.66	0.44
1:AA:890:G:HO2'	1:AA:891:U:P	2.41	0.44
22:DA:1628:G:H2'	22:DA:1629:U:C6	2.49	0.44

Continued on next page...

Continued from previous page...

Atom-1	Atom-2	Interatomic distance (Å)	Clash overlap (Å)
22:BA:1300:G:H5''	22:BA:1301:A:H5'	2.00	0.44
1:AA:1034:G:H2'	1:AA:1035:A:C8	2.52	0.44
22:BA:818:G:H5'	22:BA:839:U:OP1	2.18	0.44
22:DA:2096:C:O2'	22:DA:2097:A:H5'	2.17	0.44
30:BI:107:GLU:HA	30:BI:110:GLN:HB3	1.98	0.44
22:BA:1419:A:C6	22:BA:1421:G:C4	3.05	0.44
1:AA:900:A:C6	1:AA:901:A:C2	3.06	0.44
22:BA:919:U:C3'	22:BA:919:U:C6	3.01	0.44
48:D0:42:ILE:HD13	48:D0:42:ILE:HA	1.75	0.44
26:BE:127:GLU:H	26:BE:127:GLU:CD	2.20	0.44
17:AQ:76:ARG:HG2	17:AQ:77:VAL:H	1.82	0.44
18:AR:70:THR:OG1	18:AR:72:ARG:HG2	2.17	0.44
2:CB:27:LYS:N	2:CB:28:PRO:CD	2.81	0.44
27:BF:46:LYS:HD2	27:BF:46:LYS:N	2.33	0.44
22:DA:2157:G:N2	22:DA:2157:G:OP2	2.51	0.44
39:BR:37:GLU:O	39:BR:37:GLU:OE1	2.36	0.44
53:CA:762:U:O5'	53:CA:762:U:H6	2.01	0.44
53:CA:658:C:H1'	15:CO:21:THR:HG21	2.00	0.44
3:AC:96:VAL:HB	3:AC:97:PRO:HD2	1.99	0.44
22:DA:498:G:C6	22:DA:499:U:C4	3.05	0.44
22:BA:900:A:C2'	22:BA:901:C:C5'	2.68	0.43
21:CU:3:ILE:HG23	21:CU:3:ILE:O	2.18	0.43
22:DA:1330:C:O2'	22:DA:1331:G:O5'	2.32	0.43
1:AA:721:G:H4'	1:AA:722:G:C5'	2.42	0.43
33:BL:94:THR:HG22	33:BL:95:LEU:H	1.83	0.43
22:BA:1062:G:HO2'	22:BA:1063:G:H8	1.41	0.43
22:BA:1061:U:O4'	30:BI:9:LYS:HD2	2.18	0.43
41:BT:8:LEU:HA	41:BT:8:LEU:HD22	1.75	0.43
32:DK:60:ALA:HB2	32:DK:86:LEU:HA	2.00	0.43
53:CA:1249:C:H4'	9:CI:74:GLN:HE22	1.84	0.43
20:AT:84:LYS:HD2	20:AT:84:LYS:O	2.18	0.43
46:DY:58:ASN:C	46:DY:60:LYS:N	2.71	0.43
22:DA:2298:A:H5'	22:DA:2322:A:O2'	2.18	0.43
39:BR:49:ILE:HG22	39:BR:53:PHE:C	2.38	0.43
22:DA:2267:A:N6	22:DA:2272:U:N3	2.58	0.43
4:CD:29:THR:O	4:CD:31:CYS:N	2.43	0.43
22:BA:1505:A:C6	22:BA:1506:U:N3	2.86	0.43
22:DA:2682:A:O2'	22:DA:2683:C:H6	2.01	0.43
22:DA:1905:C:O5'	22:DA:1905:C:H6	2.00	0.43
18:CR:55:ALA:HA	18:CR:58:ILE:HD12	2.00	0.43
22:DA:2312:U:C2'	22:DA:2312:U:O2	2.66	0.43

Continued on next page...

Continued from previous page...

Atom-1	Atom-2	Interatomic distance (Å)	Clash overlap (Å)
22:DA:2724:U:O2'	22:DA:2725:A:H5'	2.18	0.43
25:DD:114:LYS:CD	25:DD:116:LYS:NZ	2.78	0.43
26:BE:147:LEU:O	26:BE:148:ILE:C	2.54	0.43
22:BA:445:C:O2'	22:BA:446:G:H5'	2.18	0.43
1:AA:211:G:N1	1:AA:212:G:H1'	2.33	0.43
22:DA:673:C:H5''	26:DE:75:SER:HB2	1.99	0.43
22:BA:543:G:C2	22:BA:544:C:H1'	2.53	0.43
22:BA:548:G:O2'	22:BA:549:G:C5	2.70	0.43
54:CG:116:ALA:C	54:CG:120:ALA:HB3	2.39	0.43
49:B1:8:ILE:HG22	49:B1:9:LYS:N	2.33	0.43
14:AN:20:PHE:O	14:AN:21:ALA:HB3	2.17	0.43
31:DJ:97:PRO:C	31:DJ:99:ARG:H	2.22	0.43
22:BA:480:A:OP2	42:BU:43:LYS:HD2	2.18	0.43
26:BE:75:SER:OG	26:BE:77:ILE:HG23	2.18	0.43
4:AD:52:VAL:CG2	4:AD:53:GLN:N	2.80	0.43
53:CA:345:C:H5'	53:CA:346:G:C6	2.52	0.43
53:CA:1004:A:C8	53:CA:1025:U:O2'	2.71	0.43
22:DA:412:A:H61	22:DA:2411:A:C2'	2.31	0.43
28:BG:59:ASP:O	28:BG:60:GLY:C	2.56	0.43
28:BG:7:PRO:HB2	28:BG:8:VAL:H	1.61	0.43
58:DF:104:THR:H	58:DF:107:VAL:HG22	1.83	0.43
53:CA:164:G:H2'	53:CA:165:G:H5'	1.99	0.43
22:DA:1491:G:C6	22:DA:1500:G:C2	3.06	0.43
31:DJ:30:THR:HG23	31:DJ:31:GLU:H	1.82	0.43
28:DG:8:VAL:HA	28:DG:68:ARG:HH21	1.83	0.43
40:BS:3:THR:HB	40:BS:62:ASP:OD2	2.18	0.43
53:CA:1072:G:H2'	53:CA:1073:U:H6	1.81	0.43
22:BA:959:A:N6	22:BA:960:A:N1	2.66	0.43
22:BA:659:G:C6	22:BA:660:C:C4	3.06	0.43
20:AT:24:ARG:O	20:AT:28:ARG:HG2	2.18	0.43
53:CA:930:C:C2'	53:CA:931:C:H5'	2.47	0.43
53:CA:935:A:O2'	53:CA:936:C:O5'	2.35	0.43
22:BA:847:U:O2	22:BA:934:U:H1'	2.18	0.43
20:AT:72:ALA:O	20:AT:73:ARG:C	2.57	0.43
53:CA:1098:C:H2'	53:CA:1099:G:O4'	2.18	0.43
22:BA:2822:G:OP2	25:BD:115:GLY:O	2.36	0.43
22:BA:2443:C:O2'	22:BA:2444:G:H5'	2.19	0.43
53:CA:183:C:O2'	53:CA:184:G:C5'	2.66	0.43
10:AJ:18:ILE:HG13	10:AJ:96:VAL:CG1	2.48	0.43
44:BW:14:ASP:HB3	44:BW:15:SER:H	1.22	0.43
43:BV:40:ILE:CG2	43:BV:41:GLU:N	2.81	0.43

Continued on next page...

Continued from previous page...

Atom-1	Atom-2	Interatomic distance (Å)	Clash overlap (Å)
9:AI:3:ASN:HD22	9:AI:4:GLN:H	1.65	0.43
37:BP:101:GLU:O	37:BP:102:ARG:HG2	2.18	0.43
47:BZ:8:GLN:O	47:BZ:8:GLN:HG2	2.18	0.43
37:DP:26:GLU:OE1	37:DP:28:LYS:HE3	2.17	0.43
55:CM:77:LYS:O	55:CM:77:LYS:HD3	2.18	0.43
14:AN:75:LYS:HB3	14:AN:76:PHE:CE1	2.53	0.43
7:AG:146:ALA:C	7:AG:148:LYS:N	2.71	0.43
22:BA:14:A:C8	22:BA:15:G:C8	3.06	0.43
5:AE:62:ALA:O	5:AE:65:LYS:HB2	2.17	0.43
22:BA:1499:C:H2'	22:BA:1500:G:H8	1.83	0.43
1:AA:19:A:C2	1:AA:917:G:C2	3.06	0.43
8:CH:30:LYS:O	8:CH:33:VAL:N	2.51	0.43
4:AD:63:ILE:HG12	4:AD:63:ILE:O	2.18	0.43
22:BA:187:G:C2	22:BA:210:C:O2	2.71	0.43
1:AA:901:A:C5	1:AA:902:G:H1'	2.53	0.43
22:BA:919:U:C4	22:BA:920:A:N7	2.86	0.43
22:BA:2097:A:C2	22:BA:2193:G:C2	3.06	0.43
22:BA:2839:G:OP1	35:BN:46:ARG:HD2	2.17	0.43
22:DA:927:A:C6	22:DA:928:A:C6	3.06	0.43
53:CA:442:G:C6	53:CA:443:C:N4	2.86	0.43
22:DA:136:G:N2	22:DA:144:A:C2	2.85	0.43
26:BE:122:GLU:O	26:BE:123:LYS:O	2.36	0.43
41:BT:16:VAL:C	41:BT:17:SER:OG	2.56	0.43
53:CA:1076:U:C2	53:CA:1082:A:C2	3.05	0.43
1:AA:1108:G:H5''	3:AC:175:HIS:ND1	2.33	0.43
22:DA:2369:A:O2'	22:DA:2370:G:H5'	2.18	0.43
22:BA:1832:C:N4	22:BA:1833:C:C4	2.86	0.43
43:DV:21:ARG:NH2	43:DV:87:GLN:O	2.51	0.43
22:BA:2874:C:H2'	22:BA:2875:C:C6	2.53	0.43
1:AA:78:A:N6	1:AA:79:G:N1	2.66	0.43
12:CL:55:ARG:HA	12:CL:61:GLU:HA	1.99	0.43
39:DR:55:ASP:CG	39:DR:56:GLY:H	2.20	0.43
1:AA:995:C:H4'	14:AN:7:ALA:HB2	2.00	0.43
53:CA:1403:C:H2'	53:CA:1404:C:C6	2.53	0.43
22:DA:2703:C:H2'	22:DA:2704:C:C6	2.53	0.43
31:BJ:44:TYR:CE1	38:BQ:59:LEU:HD11	2.53	0.43
1:AA:973:G:C3'	1:AA:974:A:H5''	2.44	0.43
22:DA:641:U:C5	22:DA:642:U:C4	3.06	0.43
22:DA:1915:U:O2'	22:DA:1916:A:C5'	2.66	0.43
6:AF:36:ILE:HG22	6:AF:64:VAL:HG22	1.99	0.43
22:BA:2356:U:H5''	44:BW:16:GLU:HG3	1.99	0.43

Continued on next page...

Continued from previous page...

Atom-1	Atom-2	Interatomic distance (Å)	Clash overlap (Å)
41:BT:40:LYS:N	41:BT:43:ILE:HG23	2.32	0.43
22:DA:1552:A:HO2'	22:DA:1553:A:H5'	1.72	0.43
22:DA:1565:C:H5''	24:DC:17:LYS:CE	2.48	0.43
28:BG:117:PRO:HD2	28:BG:120:ILE:CG2	2.48	0.43
5:AE:93:VAL:HG21	5:AE:139:THR:CG2	2.48	0.43
5:AE:149:PRO:C	5:AE:151:MET:H	2.22	0.43
53:CA:1271:A:H5'	53:CA:1314:C:H5''	2.00	0.43
19:CS:35:ARG:NH2	19:CS:51:HIS:CD2	2.84	0.43
55:CM:19:THR:HA	55:CM:25:GLY:O	2.18	0.43
3:AC:76:ILE:HA	3:AC:83:VAL:CG2	2.33	0.43
53:CA:1049:U:H4'	53:CA:1050:G:C5'	2.47	0.43
22:DA:996:A:C4'	38:DQ:91:ARG:HD2	2.33	0.43
22:DA:1926:U:H2'	22:DA:1928:A:N7	2.33	0.43
48:D0:53:VAL:O	48:D0:54:ILE:O	2.36	0.43
50:B2:24:THR:HG23	50:B2:27:GLY:N	2.16	0.43
22:DA:621:A:O2'	22:DA:622:G:O5'	2.36	0.43
25:DD:116:LYS:HA	35:DN:1:MET:HE1	2.00	0.43
22:DA:2723:C:H5'	35:DN:3:HIS:HB2	2.00	0.43
22:BA:830:G:C4	22:BA:2448:A:C5	3.06	0.43
48:B0:39:ARG:CB	48:B0:39:ARG:HH11	2.19	0.43
4:CD:107:GLY:N	4:CD:157:ALA:HB1	2.33	0.43
31:BJ:21:THR:CG2	31:BJ:22:GLY:N	2.61	0.43
2:AB:68:PHE:HE2	2:AB:88:GLN:HB2	1.82	0.43
4:CD:149:LYS:NZ	4:CD:176:LYS:HD2	2.33	0.43
22:BA:1022:G:C5	22:BA:1140:C:C4	3.06	0.43
22:DA:2358:A:OP1	22:DA:2358:A:H8	2.01	0.43
1:AA:1145:A:O2'	1:AA:1146:A:H8	2.00	0.43
34:DM:46:ILE:HD11	34:DM:69:PRO:HG3	1.98	0.43
22:DA:1255:U:H6	22:DA:1255:U:H2'	1.61	0.43
4:AD:129:VAL:HG13	4:AD:131:ILE:CD1	2.47	0.43
53:CA:1435:G:H2'	53:CA:1436:U:C6	2.54	0.43
24:DC:141:HIS:HB3	24:DC:190:THR:HB	2.00	0.43
22:DA:946:C:H2'	22:DA:947:A:C8	2.50	0.43
29:BH:94:ILE:HG23	29:BH:98:ASP:HB3	2.00	0.43
40:BS:2:GLU:O	40:BS:3:THR:HG23	2.18	0.43
22:DA:718:A:C3'	22:DA:719:C:H5'	2.49	0.43
29:BH:45:GLU:HA	29:BH:48:GLU:HB3	2.01	0.43
53:CA:1072:G:C5	53:CA:1073:U:C4	3.06	0.43
17:CQ:59:GLU:HG3	17:CQ:75:VAL:CG2	2.49	0.43
20:AT:66:ILE:O	20:AT:67:HIS:O	2.36	0.43
22:DA:1244:A:O2'	26:DE:29:HIS:CE1	2.70	0.43

Continued on next page...

Continued from previous page...

Atom-1	Atom-2	Interatomic distance (Å)	Clash overlap (Å)
11:AK:21:HIS:CD2	11:AK:34:THR:HG21	2.53	0.43
1:AA:116:A:H2'	1:AA:117:G:H8	1.82	0.43
46:BY:9:LYS:HB3	46:BY:12:GLU:HB2	1.98	0.43
4:CD:96:ARG:HB3	4:CD:96:ARG:HE	1.69	0.43
41:BT:22:THR:O	41:BT:25:GLU:HB3	2.18	0.43
28:DG:67:ALA:O	28:DG:71:LEU:HB2	2.18	0.43
22:BA:2471:A:H2'	22:BA:2472:G:H5'	1.98	0.43
12:AL:89:LEU:HD22	12:AL:89:LEU:N	2.32	0.43
1:AA:284:C:H2'	1:AA:285:C:C6	2.50	0.43
22:BA:2107:G:O6	22:BA:2183:A:C6	2.71	0.43
19:AS:14:LEU:HD22	19:AS:34:SER:HB3	1.99	0.43
53:CA:546:A:OP1	4:CD:68:GLU:HB3	2.18	0.43
22:BA:149:A:C5	22:BA:150:U:C5	3.07	0.43
32:BK:1:MET:HE3	32:BK:32:TYR:CD2	2.54	0.43
22:BA:80:G:O2'	22:BA:81:G:H5'	2.17	0.43
53:CA:909:A:H2	53:CA:1413:A:N3	2.15	0.43
55:CM:91:ARG:HD3	55:CM:91:ARG:O	2.18	0.43
4:CD:106:PHE:CD1	4:CD:158:LEU:HD21	2.53	0.43
22:DA:2818:U:H2'	22:DA:2819:G:C8	2.53	0.43
26:DE:117:ARG:NH2	33:DL:2:ARG:HB3	2.33	0.43
22:BA:1832:C:H2'	22:BA:1833:C:O5'	2.18	0.43
53:CA:618:C:H5''	53:CA:619:U:H5''	2.00	0.43
22:BA:1467:U:C4	22:BA:1546:G:C2	3.07	0.43
1:AA:750:C:O2	15:AO:22:GLY:HA3	2.18	0.43
10:AJ:66:GLU:HG2	14:AN:98:ALA:HB2	2.00	0.43
10:CJ:32:THR:HG23	10:CJ:83:THR:OG1	2.18	0.43
9:AI:27:ILE:N	9:AI:27:ILE:HD12	2.32	0.43
24:BC:35:LYS:HB3	24:BC:35:LYS:HE3	1.46	0.43
25:DD:111:GLY:HA3	25:DD:194:PRO:HG2	2.00	0.43
22:DA:2342:C:O2'	22:DA:2374:C:H5''	2.18	0.43
11:CK:85:VAL:HG11	11:CK:92:ARG:NH1	2.33	0.43
22:BA:1082:U:C4'	30:BI:117:THR:HB	2.49	0.43
22:DA:1324:G:N2	22:DA:1328:A:N1	2.66	0.43
22:DA:446:G:C4'	22:DA:447:A:OP1	2.66	0.43
22:DA:449:A:OP2	62:DA:3240:HOH:O	2.21	0.43
49:D1:10:LEU:CD2	49:D1:20:TYR:HB3	2.49	0.43
1:AA:959:A:C2	1:AA:1222:G:O4'	2.72	0.43
57:DB:109:A:O2'	57:DB:110:C:O5'	2.36	0.43
57:DB:18:G:C2	57:DB:67:G:C6	3.06	0.43
53:CA:407:U:H2'	53:CA:408:A:C8	2.54	0.43
9:AI:80:HIS:HE1	9:AI:103:VAL:O	2.01	0.43

Continued on next page...

Continued from previous page...

Atom-1	Atom-2	Interatomic distance (Å)	Clash overlap (Å)
22:DA:301:G:N1	22:DA:317:G:C5	2.87	0.43
39:DR:39:LEU:CA	39:DR:49:ILE:HG21	2.34	0.43
22:DA:2282:G:C4	22:DA:2425:A:N6	2.86	0.43
22:DA:1055:G:C2'	22:DA:1056:G:H5'	2.49	0.43
1:AA:923:A:O4'	1:AA:1398:A:C2	2.71	0.43
2:CB:214:GLY:HA2	2:CB:217:ALA:HB3	1.99	0.43
22:DA:1239:G:C5	22:DA:1240:U:C5	3.05	0.43
38:BQ:112:ALA:O	38:BQ:116:LEU:HB2	2.18	0.43
53:CA:978:A:OP1	53:CA:980:C:N4	2.51	0.43
22:DA:1965:C:C5'	22:DA:1965:C:H6	2.28	0.43
22:DA:2681:C:H4'	22:DA:2682:A:O5'	2.16	0.43
22:DA:623:C:H2'	22:DA:624:C:O4'	2.18	0.43
22:BA:2155:U:H2'	22:BA:2155:U:O2	2.18	0.43
53:CA:1014:A:C6	19:CS:33:TRP:CE3	3.06	0.43
3:AC:119:ILE:HA	3:AC:122:GLN:HG3	2.00	0.43
41:DT:29:THR:HB	41:DT:86:THR:CA	2.48	0.43
4:AD:189:ASP:O	4:AD:190:LEU:HB3	2.18	0.43
54:CG:41:ILE:O	54:CG:45:ALA:HB3	2.18	0.43
43:BV:51:GLN:HG2	43:BV:86:LEU:HD11	1.99	0.43
53:CA:254:G:O2'	53:CA:255:G:H5'	2.18	0.43
26:DE:42:GLY:HA3	26:DE:90:GLN:O	2.18	0.43
58:DF:48:LEU:HG	58:DF:49:LEU:CD2	2.48	0.43
17:CQ:20:ILE:HG12	17:CQ:22:VAL:HG23	2.00	0.43
2:AB:205:ALA:O	2:AB:209:VAL:HG22	2.18	0.43
32:BK:92:GLU:O	32:BK:93:GLN:O	2.37	0.43
53:CA:1343:G:H4'	9:CI:123:ARG:O	2.17	0.43
34:BM:12:MET:HB2	34:BM:72:PRO:HD2	2.00	0.43
22:BA:311:A:C8	22:BA:332:A:C5	3.06	0.43
21:CU:41:THR:O	21:CU:45:LYS:HB2	2.17	0.43
43:BV:75:GLN:HB3	43:BV:90:ASP:HB3	2.00	0.43
23:BB:13:G:HO2'	23:BB:15:A:H5'	1.82	0.43
22:DA:970:U:O2	22:DA:984:A:O2'	2.36	0.43
22:DA:2563:U:H1'	22:DA:2566:A:C6	2.52	0.43
22:BA:96:C:H4'	46:BY:41:HIS:ND1	2.34	0.43
24:BC:30:ALA:N	24:BC:31:PRO:HD2	2.34	0.43
6:AF:71:ILE:HG23	6:AF:72:ASP:N	2.33	0.43
29:BH:134:VAL:HG21	29:BH:139:PHE:O	2.18	0.43
30:DI:58:ILE:HG12	30:DI:66:PHE:CB	2.48	0.43
20:AT:3:ILE:O	20:AT:4:LYS:HB2	2.17	0.43
26:DE:29:HIS:ND1	33:DL:6:LEU:HD22	2.31	0.43
22:DA:2353:G:H21	44:DW:30:VAL:CG2	2.29	0.43

Continued on next page...

Continued from previous page...

Atom-1	Atom-2	Interatomic distance (Å)	Clash overlap (Å)
1:AA:683:G:C6	1:AA:708:C:N3	2.86	0.43
53:CA:296:U:C2	53:CA:297:G:C8	3.06	0.43
10:AJ:7:ARG:HD3	10:AJ:75:ASP:OD1	2.17	0.43
53:CA:878:A:O2'	53:CA:879:C:H5'	2.18	0.43
27:BF:12:VAL:HG13	27:BF:13:LYS:H	1.83	0.43
22:DA:2626:C:C2'	22:DA:2627:G:H5'	2.48	0.43
17:CQ:29:LYS:HE2	17:CQ:36:PHE:CD1	2.53	0.43
22:DA:992:C:H4'	39:DR:74:ILE:CD1	2.47	0.43
35:DN:56:LYS:HA	35:DN:84:GLY:CA	2.48	0.43
31:BJ:13:ARG:O	31:BJ:14:ASP:CB	2.64	0.43
23:BB:42:C:P	27:BF:63:LYS:HE2	2.58	0.43
36:DO:74:VAL:HB	36:DO:106:LEU:HD11	1.99	0.43
22:BA:2648:G:H2'	22:BA:2649:C:H6	1.83	0.43
12:AL:3:VAL:O	12:AL:7:VAL:HG23	2.17	0.43
22:DA:1820:U:OP1	24:DC:176:ARG:HB3	2.18	0.43
29:BH:100:ALA:O	29:BH:102:ALA:N	2.52	0.43
22:BA:496:G:H1'	40:BS:61:ASN:ND2	2.33	0.43
22:DA:1335:C:H2'	22:DA:1336:A:O4'	2.18	0.43
37:DP:86:LYS:N	37:DP:86:LYS:HD2	2.34	0.43
22:DA:1854:A:H2	22:DA:2087:G:N3	2.16	0.43
49:B1:46:VAL:HG12	49:B1:47:ILE:N	2.34	0.43
22:DA:2619:C:H5'	25:DD:157:LYS:CG	2.47	0.43
24:DC:129:LEU:HD21	24:DC:191:LEU:HD21	2.00	0.43
57:DB:31:C:H5''	58:DF:29:ARG:HH12	1.82	0.43
3:CC:122:GLN:O	3:CC:127:VAL:HG22	2.18	0.43
22:DA:1425:G:H2'	22:DA:1426:G:C8	2.52	0.43
22:BA:686:U:H4'	22:BA:687:C:OP2	2.18	0.43
42:BU:52:ASN:C	42:BU:54:PRO:CD	2.87	0.43
53:CA:148:G:N1	53:CA:149:A:C5	2.86	0.43
22:BA:1624:U:H2'	22:BA:1625:C:C6	2.53	0.43
51:D3:51:LYS:O	51:D3:52:GLY:C	2.56	0.43
22:DA:1833:C:C2	22:DA:1834:U:C5	3.06	0.43
22:DA:2784:U:H2'	22:DA:2785:C:H6	1.83	0.43
1:AA:295:C:H2'	1:AA:296:U:O4'	2.19	0.43
22:BA:2860:A:H5''	22:BA:2861:U:OP2	2.19	0.43
22:BA:674:G:H1'	26:BE:69:ARG:HE	1.83	0.43
22:DA:2204:G:C2	22:DA:2205:A:C8	3.06	0.43
31:BJ:70:THR:HA	31:BJ:90:GLU:HG2	2.00	0.43
22:DA:2863:C:O2'	22:DA:2864:G:H5'	2.18	0.43
22:DA:924:G:O2'	22:DA:925:A:H5'	2.17	0.43
43:BV:66:ASP:CG	43:BV:66:ASP:O	2.55	0.43

Continued on next page...

Continued from previous page...

Atom-1	Atom-2	Interatomic distance (Å)	Clash overlap (Å)
22:DA:2473:U:P	22:DA:2473:U:H6	2.41	0.43
22:BA:1761:C:O5'	22:BA:1761:C:H6	2.01	0.43
22:DA:1342:A:C6	22:DA:1397:U:C6	3.06	0.43
22:DA:241:A:C8	22:DA:243:U:C4	3.06	0.43
8:CH:86:LYS:HB2	8:CH:124:ILE:HD11	2.00	0.43
37:BP:3:ILE:C	37:BP:4:ILE:O	2.55	0.43
53:CA:1151:A:C2	53:CA:1152:A:C5	3.07	0.43
53:CA:1255:G:O2'	53:CA:1258:G:H1'	2.18	0.43
41:BT:37:ASP:C	41:BT:38:ALA:O	2.55	0.43
22:DA:2393:U:C2'	22:DA:2394:C:H5'	2.48	0.43
24:DC:131:MET:HE2	24:DC:187:CYS:O	2.18	0.43
28:BG:84:LYS:HB2	28:BG:132:LEU:H	1.82	0.43
17:AQ:7:LEU:HD23	17:AQ:24:ILE:CD1	2.48	0.43
31:BJ:80:HIS:HB3	31:BJ:81:ILE:HG22	1.99	0.43
25:BD:29:VAL:HB	25:BD:98:VAL:HG22	2.00	0.43
53:CA:1316:G:N1	53:CA:1319:A:OP2	2.45	0.43
53:CA:981:U:O4	53:CA:1222:G:O6	2.35	0.43
14:CN:80:ARG:NH1	14:CN:81:ILE:HG13	2.33	0.43
22:DA:475:C:H2'	22:DA:476:G:N7	2.33	0.43
22:DA:325:G:H2'	22:DA:326:G:H8	1.83	0.43
53:CA:5:U:H4'	53:CA:6:G:H5'	2.00	0.43
22:BA:2742:G:OP2	52:B4:24:ARG:NH1	2.52	0.43
22:DA:1453:A:C8	35:DN:73:ASN:HB3	2.54	0.43
22:DA:1661:G:C2	22:DA:1662:U:C6	3.06	0.43
53:CA:576:C:OP2	53:CA:576:C:H3'	2.19	0.43
22:DA:2756:U:C1'	22:DA:2757:A:H5''	2.49	0.43
28:DG:104:LEU:HG	28:DG:112:VAL:HG21	2.00	0.43
29:DH:2:GLN:O	29:DH:19:VAL:O	2.35	0.43
24:DC:103:ILE:HD12	24:DC:104:LEU:H	1.83	0.43
34:BM:134:THR:HG23	43:BV:79:ARG:NH2	2.33	0.43
10:CJ:11:LYS:HB3	10:CJ:71:LEU:CD1	2.44	0.43
10:CJ:40:ILE:HB	10:CJ:73:LEU:HD12	2.00	0.43
22:DA:1734:G:O2'	22:DA:1735:A:O4'	2.37	0.43
22:DA:533:G:H5'	38:DQ:23:TYR:CE2	2.53	0.43
22:DA:2492:U:O2'	22:DA:2493:U:H5'	2.18	0.43
32:BK:59:LYS:HG3	32:BK:89:ASN:HD22	1.82	0.43
53:CA:666:G:C4	53:CA:741:G:C2	3.07	0.43
17:AQ:80:LYS:N	17:AQ:80:LYS:NZ	2.66	0.43
53:CA:1303:C:N4	53:CA:1304:G:C2	2.85	0.43
29:BH:67:ALA:HA	29:BH:138:VAL:CB	2.46	0.43
1:AA:1162:C:H2'	1:AA:1163:A:O4'	2.18	0.43

Continued on next page...

Continued from previous page...

Atom-1	Atom-2	Interatomic distance (Å)	Clash overlap (Å)
1:AA:604:G:C6	1:AA:635:A:N1	2.86	0.43
46:BY:8:GLU:O	46:BY:12:GLU:HB2	2.18	0.43
38:DQ:4:LYS:CE	38:DQ:7:VAL:H	2.30	0.43
53:CA:1089:G:C6	53:CA:1090:U:N3	2.86	0.43
29:DH:68:ARG:HD2	29:DH:71:LYS:HD3	1.97	0.43
22:DA:1594:U:H2'	22:DA:1595:C:O4'	2.19	0.43
1:AA:633:G:O2'	1:AA:634:C:H5'	2.18	0.43
34:BM:76:LYS:HA	34:BM:77:PRO:HD3	1.85	0.43
12:AL:87:LYS:HB2	12:AL:87:LYS:NZ	2.33	0.43
36:BO:7:ARG:HA	36:BO:10:ARG:NH2	2.32	0.43
7:AG:70:PRO:HD2	7:AG:95:ARG:CG	2.48	0.43
32:DK:59:LYS:HE3	32:DK:89:ASN:ND2	2.33	0.43
16:AP:51:ARG:NH2	16:AP:53:ASP:HB2	2.33	0.43
22:DA:2:G:H2'	22:DA:3:U:O4'	2.19	0.43
29:BH:100:ALA:O	29:BH:101:ASP:C	2.56	0.43
22:DA:1854:A:O4'	22:DA:2233:U:H4'	2.18	0.43
22:DA:1681:G:H2'	22:DA:1757:A:N1	2.33	0.43
37:BP:13:LYS:HE3	37:BP:76:HIS:C	2.38	0.43
22:BA:1402:U:C2'	22:BA:1403:A:O5'	2.66	0.43
22:BA:1487:U:C2	22:BA:1503:A:C2	3.06	0.43
31:DJ:55:ILE:CG2	31:DJ:123:LYS:HB2	2.48	0.43
22:BA:1411:U:H2'	22:BA:1412:U:O4'	2.19	0.43
22:DA:1563:U:H2'	22:DA:1564:C:H6	1.83	0.43
22:DA:860:U:HO2'	22:DA:861:A:C5'	2.30	0.43
39:BR:21:ARG:NH2	39:BR:93:PHE:CZ	2.86	0.43
53:CA:178:C:H2'	53:CA:179:A:O4'	2.18	0.43
1:AA:550:G:H2'	1:AA:551:U:H6	1.82	0.43
22:BA:1639:C:O2'	22:BA:1640:A:H5'	2.17	0.43
26:DE:175:ILE:O	26:DE:175:ILE:HG23	2.17	0.43
32:BK:95:ILE:O	32:BK:95:ILE:HD12	2.18	0.43
25:DD:56:LYS:HB3	25:DD:56:LYS:NZ	2.32	0.43
33:DL:14:LYS:HB3	33:DL:14:LYS:NZ	2.34	0.43
22:DA:48:G:N3	22:DA:48:G:H2'	2.33	0.43
58:DF:14:LYS:NZ	58:DF:18:GLU:HG3	2.33	0.43
22:BA:705:A:C8	22:BA:727:A:C4	3.07	0.43
53:CA:1183:U:H6	53:CA:1183:U:H2'	1.67	0.43
31:BJ:38:GLY:O	31:BJ:40:HIS:N	2.51	0.43
22:DA:455:C:N3	22:DA:473:G:H4'	2.33	0.43
31:DJ:51:GLY:C	31:DJ:121:LYS:HE3	2.39	0.43
31:DJ:5:THR:HA	31:DJ:44:TYR:CE2	2.53	0.43
44:BW:29:SER:O	44:BW:30:VAL:HB	2.19	0.43

Continued on next page...

Continued from previous page...

Atom-1	Atom-2	Interatomic distance (Å)	Clash overlap (Å)
44:BW:50:VAL:HB	44:BW:61:LYS:HZ1	1.82	0.43
30:BI:79:LEU:HD21	30:BI:132:ALA:HB1	2.01	0.43
53:CA:1138:G:O2'	53:CA:1139:G:P	2.76	0.43
22:DA:247:G:C5	22:DA:249:C:H1'	2.53	0.43
28:BG:86:LEU:HD13	28:BG:130:ILE:HB	1.99	0.43
2:CB:80:LYS:O	2:CB:83:ALA:N	2.52	0.43
2:CB:89:PHE:HB3	2:CB:149:GLY:O	2.19	0.43
22:BA:1731:G:C6	22:BA:1733:G:O6	2.71	0.43
39:BR:38:VAL:O	39:BR:53:PHE:HA	2.18	0.43
53:CA:283:U:C4	53:CA:284:C:C4	3.06	0.43
14:CN:80:ARG:HG2	14:CN:81:ILE:N	2.32	0.43
53:CA:687:A:C2	53:CA:704:A:C5	3.07	0.43
53:CA:21:G:H1'	53:CA:914:A:H61	1.82	0.43
22:BA:2262:U:H4'	22:BA:2328:A:H2	1.84	0.43
26:DE:134:LEU:HA	26:DE:137:LYS:CB	2.49	0.43
43:DV:9:ARG:HD3	43:DV:39:ALA:HB1	2.00	0.43
22:DA:137:U:H6	22:DA:137:U:O5'	2.02	0.43
54:CG:129:ASN:OD1	54:CG:134:VAL:HG11	2.18	0.43
22:DA:1656:C:OP1	25:DD:141:ARG:NH1	2.51	0.43
22:DA:1661:G:C6	22:DA:1662:U:C5	3.06	0.43
25:DD:169:ARG:O	25:DD:170:VAL:HG22	2.19	0.43
40:DS:7:HIS:CE1	40:DS:10:ALA:HA	2.53	0.43
4:CD:148:ALA:HB1	4:CD:151:GLN:NE2	2.33	0.43
1:AA:546:A:OP2	4:AD:68:GLU:HB2	2.19	0.43
4:AD:61:ARG:NH2	4:AD:67:LEU:HD23	2.33	0.43
8:AH:105:THR:HG21	8:AH:120:LEU:CD1	2.37	0.43
1:AA:70:U:H5	1:AA:94:G:HO2'	1.64	0.43
14:AN:40:ARG:HH12	14:AN:44:VAL:HG21	1.83	0.43
17:CQ:68:LYS:O	17:CQ:69:THR:HG23	2.18	0.43
22:DA:571:U:C4	22:DA:575:A:C5	3.07	0.43
21:AU:23:GLU:HB3	21:AU:24:LYS:H	1.53	0.43
2:CB:163:ILE:HA	2:CB:185:ILE:HG12	2.01	0.43
40:BS:19:LEU:HA	40:BS:19:LEU:HD12	1.66	0.43
46:BY:41:HIS:CD2	46:BY:42:LEU:HD13	2.53	0.43
22:DA:1866:A:H2'	22:DA:1867:G:H8	1.79	0.43
28:DG:43:LYS:HB2	28:DG:50:THR:O	2.19	0.43
22:BA:826:U:OP1	22:BA:2428:G:H3'	2.18	0.43
39:DR:62:GLU:CD	39:DR:97:LYS:HD2	2.38	0.43
24:BC:109:LEU:HD23	24:BC:110:LYS:N	2.33	0.43
32:BK:17:ARG:HG3	32:BK:47:ILE:HD13	1.99	0.43
22:DA:410:G:C2	22:DA:2407:A:C5	3.06	0.43

Continued on next page...

Continued from previous page...

Atom-1	Atom-2	Interatomic distance (Å)	Clash overlap (Å)
56:CP:44:SER:N	56:CP:46:LYS:HZ2	2.10	0.43
4:CD:62:ARG:HA	4:CD:62:ARG:HE	1.82	0.43
22:BA:528:A:C2	22:BA:2043:C:H5'	2.52	0.43
22:DA:372:G:N2	22:DA:401:A:OP2	2.49	0.43
22:DA:2886:A:N7	48:D0:39:ARG:NE	2.66	0.43
2:CB:59:ILE:C	2:CB:59:ILE:HD12	2.38	0.43
21:AU:4:LYS:C	21:AU:4:LYS:HD2	2.39	0.43
22:BA:1797:G:O3'	24:BC:255:LYS:HA	2.18	0.43
1:AA:570:G:O6	1:AA:865:A:N6	2.52	0.43
34:BM:119:LEU:HD23	34:BM:119:LEU:HA	1.91	0.43
22:BA:563:A:OP2	39:BR:79:ARG:NH2	2.48	0.43
33:DL:47:ARG:HG2	33:DL:47:ARG:NH2	2.34	0.43
22:DA:251:A:H4'	33:DL:47:ARG:NH2	2.33	0.43
22:DA:1425:G:H2'	22:DA:1426:G:O4'	2.18	0.43
22:BA:187:G:C2	22:BA:210:C:C2	3.07	0.43
36:DO:77:ALA:O	36:DO:81:ARG:HG3	2.19	0.43
31:BJ:27:ARG:HG2	31:BJ:27:ARG:NH1	2.33	0.43
53:CA:131:A:N6	53:CA:232:G:O6	2.52	0.43
22:BA:697:G:H2'	22:BA:698:C:C6	2.54	0.43
28:BG:106:LEU:O	28:BG:151:ARG:NH2	2.44	0.43
22:DA:961:C:H5	22:DA:2456:C:C4'	2.32	0.43
36:DO:8:ILE:HD12	36:DO:8:ILE:H	1.82	0.43
22:BA:2019:A:H2	22:BA:2035:G:H22	1.66	0.43
22:DA:20:C:O2'	22:DA:21:A:H5'	2.19	0.43
53:CA:1440:U:OP2	53:CA:1440:U:H6	2.02	0.43
42:DU:80:ASP:N	42:DU:80:ASP:OD1	2.50	0.43
14:AN:63:CYS:HB3	14:AN:67:GLY:H	1.83	0.43
1:AA:1442:G:H2'	1:AA:1443:C:C6	2.54	0.43
21:CU:16:ARG:HD3	21:CU:16:ARG:HA	1.66	0.43
22:DA:1401:G:H2'	22:DA:1402:U:C6	2.53	0.43
22:DA:1612:C:C2'	22:DA:1613:G:O5'	2.67	0.43
22:DA:36:G:N1	22:DA:445:C:N4	2.67	0.43
22:DA:1914:C:O4'	22:DA:1914:C:O2	2.35	0.43
8:CH:78:SER:HB2	8:CH:124:ILE:O	2.18	0.43
9:AI:9:GLY:HA2	9:AI:80:HIS:CD2	2.54	0.43
22:DA:381:G:H5'	45:DX:15:ASN:HD22	1.83	0.43
37:BP:50:ARG:HG2	37:BP:57:ALA:CA	2.48	0.43
31:DJ:25:LEU:C	31:DJ:27:ARG:N	2.72	0.43
30:DI:127:SER:O	30:DI:131:THR:HG23	2.19	0.43
10:CJ:6:ILE:HG23	10:CJ:100:ILE:CG2	2.48	0.43
22:DA:2298:A:H2'	22:DA:2299:U:C5	2.54	0.43

Continued on next page...

Continued from previous page...

Atom-1	Atom-2	Interatomic distance (Å)	Clash overlap (Å)
21:AU:10:PRO:O	21:AU:11:PHE:CB	2.64	0.43
53:CA:283:U:H2'	53:CA:284:C:C6	2.53	0.43
22:DA:504:A:O2'	22:DA:505:A:P	2.77	0.43
58:DF:177:ARG:CZ	58:DF:178:LYS:CB	2.96	0.43
1:AA:1462:C:H2'	1:AA:1463:U:O4'	2.18	0.43
22:DA:2652:C:C4	22:DA:2653:U:C4	3.07	0.43
53:CA:1215:G:O2'	53:CA:1216:A:C5'	2.66	0.43
22:DA:1205:A:N7	26:DE:165:HIS:CG	2.86	0.43
1:AA:1210:C:H2'	1:AA:1211:U:C5'	2.48	0.43
52:B4:24:ARG:HG2	52:B4:24:ARG:NH2	2.32	0.43
11:CK:74:LYS:HD2	11:CK:104:PHE:CE1	2.39	0.43
22:DA:221:A:C2	22:DA:233:A:C5	3.07	0.43
22:DA:265:A:C6	22:DA:428:A:O4'	2.70	0.43
22:DA:2577:A:H2	48:D0:1:ALA:H2	1.66	0.43
22:DA:971:G:OP2	22:DA:974:G:N2	2.51	0.43
26:BE:153:LEU:HD12	26:BE:153:LEU:C	2.39	0.43
22:DA:675:A:N6	22:DA:676:A:N6	2.66	0.43
22:DA:1586:A:H2'	22:DA:1587:G:C8	2.45	0.43
22:BA:356:G:O2'	22:BA:357:C:H5'	2.17	0.43
49:D1:5:ARG:HH21	49:D1:23:THR:HB	1.83	0.43
1:AA:430:A:OP2	4:AD:7:LYS:HG2	2.18	0.43
43:BV:76:ASP:OD1	43:BV:77:VAL:N	2.52	0.43
26:DE:37:ALA:HB1	26:DE:92:HIS:O	2.19	0.43
27:BF:133:GLU:H	27:BF:150:GLY:HA3	1.83	0.43
49:B1:22:THR:OG1	49:B1:23:THR:N	2.51	0.43
22:DA:855:G:N2	44:DW:23:LYS:HG2	2.33	0.43
22:DA:2575:C:H4'	25:DD:148:GLN:O	2.19	0.43
24:BC:171:VAL:HG22	24:BC:185:ALA:HA	2.00	0.43
1:AA:734:G:H2'	1:AA:735:C:H6	1.83	0.43
53:CA:16:A:O4'	5:CE:21:SER:HB3	2.19	0.43
36:DO:30:ARG:NH1	36:DO:102:ARG:HB2	2.31	0.43
20:CT:7:LYS:O	20:CT:10:ALA:HB3	2.18	0.43
42:BU:42:LYS:HB3	42:BU:57:ILE:HG23	2.01	0.43
1:AA:1409:C:H2'	1:AA:1410:A:C8	2.52	0.43
38:DQ:40:LYS:O	38:DQ:44:TYR:HD2	2.02	0.43
2:AB:20:ARG:O	2:AB:22:TRP:HB3	2.19	0.43
22:DA:983:A:C6	22:DA:984:A:C2	3.06	0.43
22:DA:874:G:C2	22:DA:904:G:C2	3.07	0.43
44:DW:67:LYS:CB	44:DW:80:SER:HB2	2.47	0.43
22:DA:1783:A:C2	22:DA:2588:G:O4'	2.71	0.43
53:CA:948:C:OP2	55:CM:104:ASN:HB3	2.18	0.43

Continued on next page...

Continued from previous page...

Atom-1	Atom-2	Interatomic distance (Å)	Clash overlap (Å)
34:BM:68:PHE:C	34:BM:68:PHE:CD2	2.92	0.43
22:BA:1885:A:H2'	22:BA:1886:U:O4'	2.18	0.43
31:DJ:80:HIS:CB	31:DJ:81:ILE:HG13	2.49	0.43
15:CO:8:ALA:O	15:CO:11:VAL:HB	2.19	0.43
53:CA:935:A:H61	54:CG:2:ARG:NE	2.15	0.43
27:BF:4:HIS:O	27:BF:7:TYR:HB3	2.19	0.43
26:BE:200:LEU:HD22	26:BE:200:LEU:N	2.33	0.43
2:CB:9:LEU:O	2:CB:10:LYS:HB3	2.19	0.43
19:AS:48:ILE:HD11	19:AS:61:VAL:HG13	2.00	0.43
22:DA:1380:G:H1'	22:DA:1569:A:H61	1.82	0.43
39:BR:63:VAL:C	39:BR:64:VAL:HG23	2.39	0.43
22:BA:2345:G:C5	22:BA:2381:A:C2	3.06	0.43
24:BC:257:ARG:NE	24:BC:269:ARG:NH2	2.66	0.43
21:CU:9:GLU:HB3	21:CU:10:PRO:CD	2.48	0.43
9:CI:63:TYR:C	9:CI:64:ILE:HD12	2.39	0.43
7:AG:21:LEU:HD21	7:AG:96:ASN:HD22	1.84	0.43
22:BA:1049:C:H2'	22:BA:1050:A:H5'	2.00	0.43
36:DO:26:LEU:HD23	36:DO:92:PHE:HE1	1.84	0.43
23:BB:66:A:C2	23:BB:108:A:C2	3.06	0.43
57:DB:78:A:C6	57:DB:99:A:C8	3.07	0.43
22:DA:2371:G:C2	22:DA:2372:U:C6	3.07	0.43
28:BG:154:GLU:OE2	28:BG:156:TYR:N	2.43	0.43
22:DA:752:A:C2'	22:DA:753:A:OP2	2.67	0.43
53:CA:1000:A:H1'	53:CA:1041:G:N2	2.34	0.43
22:DA:1014:A:C2	22:DA:1149:G:C2	3.07	0.43
26:BE:12:LEU:HD22	26:BE:12:LEU:HA	1.80	0.43
22:BA:2884:U:O2'	22:BA:2885:G:O4'	2.30	0.43
22:BA:2783:U:H2'	22:BA:2784:U:H6	1.84	0.43
22:BA:1467:U:C5	22:BA:1546:G:N3	2.86	0.43
4:CD:123:MET:CE	4:CD:126:GLY:O	2.66	0.43
22:DA:2552:U:C2	22:DA:2554:U:H5'	2.54	0.43
22:BA:226:A:C6	22:BA:227:A:C6	3.07	0.43
22:BA:2626:C:H2'	22:BA:2627:G:O4'	2.19	0.43
1:AA:1113:C:H2'	1:AA:1114:C:C6	2.53	0.43
27:BF:173:ASP:O	27:BF:174:PHE:C	2.57	0.43
11:CK:115:ILE:O	11:CK:115:ILE:HG12	2.18	0.43
15:CO:30:LEU:HA	15:CO:30:LEU:HD23	1.76	0.43
1:AA:1340:A:H2'	1:AA:1341:U:O4'	2.19	0.43
4:AD:50:TYR:CD2	4:AD:50:TYR:C	2.92	0.43
49:D1:3:GLY:O	49:D1:4:ILE:HB	2.18	0.43
22:DA:1328:A:H2'	22:DA:1330:C:N4	2.33	0.43

Continued on next page...

Continued from previous page...

Atom-1	Atom-2	Interatomic distance (Å)	Clash overlap (Å)
1:AA:960:U:H1'	1:AA:1222:G:O2'	2.19	0.43
6:AF:40:GLU:CB	6:AF:42:TRP:HE1	2.32	0.43
22:DA:83:A:N6	22:DA:101:A:C5'	2.81	0.43
9:CI:47:VAL:C	9:CI:50:PRO:HD2	2.39	0.43
5:AE:100:GLU:HB2	5:AE:103:GLY:CA	2.49	0.43
25:BD:175:LEU:HA	25:BD:175:LEU:HD23	1.75	0.43
19:CS:35:ARG:NE	19:CS:51:HIS:HB3	2.34	0.43
22:DA:142:A:C2	22:DA:143:C:C2	3.07	0.43
35:DN:67:PHE:HE2	35:DN:73:ASN:ND2	2.16	0.43
12:AL:94:TYR:CD2	12:AL:94:TYR:N	2.86	0.43
34:BM:42:THR:H	34:BM:45:GLN:HB2	1.83	0.43
22:DA:604:G:O6	22:DA:625:G:C6	2.72	0.43
22:DA:656:G:H2'	22:DA:657:U:O4'	2.18	0.43
22:BA:2136:G:O2'	22:BA:2137:U:H6	1.98	0.43
35:DN:5:LYS:HG2	35:DN:6:SER:N	2.32	0.43
26:BE:172:ALA:O	26:BE:175:ILE:CG2	2.66	0.43
39:DR:78:ARG:HB3	39:DR:83:TYR:HD1	1.84	0.43
32:BK:71:ARG:CB	32:BK:72:PRO:CD	2.86	0.43
22:DA:2066:C:O2'	22:DA:2067:G:H5'	2.17	0.43
22:DA:805:G:H3'	22:DA:806:C:C5'	2.48	0.43
2:CB:213:LEU:HD12	2:CB:213:LEU:HA	1.87	0.43
22:DA:1179:G:C2	22:DA:1180:U:C2	3.06	0.43
1:AA:97:G:H2'	1:AA:98:A:O4'	2.19	0.43
24:DC:94:LEU:HB2	24:DC:100:ARG:HD2	2.00	0.43
25:DD:159:LYS:HE2	25:DD:160:LYS:H	1.83	0.43
1:AA:496:A:O2'	1:AA:497:G:C8	2.59	0.43
11:AK:22:ILE:CD1	11:AK:85:VAL:HG22	2.49	0.43
53:CA:18:C:C2	53:CA:19:A:C8	3.07	0.43
22:BA:2756:U:H4'	22:BA:2757:A:OP1	2.18	0.43
51:B3:21:PHE:O	51:B3:22:LYS:O	2.36	0.43
1:AA:466:A:O2'	1:AA:467:U:C6	2.70	0.43
53:CA:110:C:O2	53:CA:110:C:H2'	2.18	0.43
53:CA:321:A:O2'	53:CA:322:C:H5'	2.18	0.43
22:DA:2031:A:C6	22:DA:2498:C:H1'	2.53	0.43
28:BG:10:VAL:HG11	28:BG:16:VAL:HG21	2.01	0.43
22:DA:2460:U:H2'	22:DA:2461:A:O4'	2.19	0.43
44:DW:14:ASP:C	44:DW:16:GLU:H	2.21	0.43
41:BT:27:SER:O	41:BT:28:ASN:CG	2.57	0.43
22:DA:1868:C:N4	22:DA:1869:G:C6	2.86	0.43
8:CH:26:MET:HB2	8:CH:27:PRO:HD2	2.00	0.43
3:AC:13:ILE:HD13	3:AC:13:ILE:N	2.34	0.43

Continued on next page...

Continued from previous page...

Atom-1	Atom-2	Interatomic distance (Å)	Clash overlap (Å)
1:AA:111:G:C6	1:AA:330:C:N4	2.87	0.43
8:CH:23:ALA:HA	8:CH:62:LEU:CD2	2.48	0.43
22:BA:1857:G:O2'	22:BA:1858:A:P	2.75	0.43
29:BH:67:ALA:O	29:BH:69:ALA:N	2.43	0.43
45:DX:1:SER:C	45:DX:3:VAL:N	2.68	0.43
20:AT:27:MET:HG3	20:AT:28:ARG:N	2.32	0.43
20:AT:33:LYS:HD3	20:AT:33:LYS:HA	1.59	0.43
22:DA:2400:G:H2'	22:DA:2401:U:O4'	2.18	0.43
11:CK:60:PHE:O	11:CK:64:VAL:HG13	2.19	0.43
22:DA:1286:A:C5	22:DA:1289:C:C4	3.06	0.43
39:BR:90:ARG:O	39:BR:91:GLN:CB	2.61	0.43
42:DU:39:ASN:HD21	42:DU:64:ILE:HG22	1.83	0.43
20:CT:30:PHE:CE2	20:CT:52:GLU:HG2	2.49	0.43
13:AM:21:ILE:HB	13:AM:24:VAL:CG2	2.49	0.43
53:CA:142:G:C5	53:CA:143:A:C8	3.07	0.43
22:BA:2475:C:C2'	22:BA:2476:A:H5'	2.48	0.43
1:AA:570:G:H2'	1:AA:571:U:C6	2.54	0.43
22:BA:1728:C:O2'	22:BA:1729:U:C5	2.71	0.43
22:BA:2375:G:N2	22:BA:2378:A:OP2	2.47	0.43
4:CD:20:LEU:HD23	4:CD:20:LEU:H	1.82	0.43
1:AA:1091:U:C2	1:AA:1095:U:N3	2.87	0.43
22:DA:2264:C:H2'	22:DA:2265:U:O4'	2.19	0.43
53:CA:458:U:H2'	53:CA:459:A:C8	2.53	0.43
22:DA:547:A:H3'	22:DA:548:G:C5'	2.49	0.43
22:DA:2583:G:C2'	22:DA:2584:U:H5'	2.49	0.43
1:AA:149:A:N1	1:AA:150:U:C2	2.86	0.43
22:DA:1835:G:C4	22:DA:1836:C:C5	3.06	0.43
53:CA:874:G:C6	53:CA:875:U:C4	3.07	0.43
18:CR:41:SER:HA	18:CR:46:THR:HG22	2.01	0.43
22:DA:1638:C:H5''	22:DA:2710:C:O2'	2.19	0.43
22:BA:2480:C:C2'	22:BA:2481:G:H5'	2.49	0.43
22:BA:2523:G:C2'	22:BA:2524:G:H5'	2.49	0.43
22:BA:1363:C:O2'	22:BA:1809:A:N3	2.41	0.43
36:BO:74:VAL:O	36:BO:77:ALA:HB3	2.19	0.43
56:CP:56:ARG:O	56:CP:59:HIS:HB3	2.19	0.43
11:CK:15:VAL:O	11:CK:16:SER:HB2	2.19	0.43
32:DK:34:GLY:H	32:DK:37:ASP:HB2	1.82	0.43
40:BS:97:LEU:HD22	40:BS:97:LEU:N	2.33	0.43
19:CS:20:LYS:C	19:CS:20:LYS:HD3	2.39	0.43
17:CQ:51:GLU:H	17:CQ:51:GLU:HG2	1.58	0.43
29:DH:42:LYS:NZ	29:DH:42:LYS:HB3	2.34	0.43

Continued on next page...

Continued from previous page...

Atom-1	Atom-2	Interatomic distance (Å)	Clash overlap (Å)
1:AA:1422:G:C2'	1:AA:1423:G:H5'	2.49	0.43
1:AA:514:C:O2'	1:AA:515:G:H5'	2.18	0.43
53:CA:885:G:O2'	53:CA:886:G:H5'	2.18	0.43
11:CK:111:ASP:N	21:CU:3:ILE:N	2.57	0.43
22:BA:999:U:C5	22:BA:1154:G:C6	3.06	0.43
45:BX:44:ARG:CG	45:BX:45:PHE:N	2.82	0.43
22:DA:2331:G:C6	22:DA:2385:C:N4	2.87	0.43
53:CA:1138:G:C2'	53:CA:1139:G:OP1	2.65	0.43
53:CA:1288:A:H2'	53:CA:1289:A:C8	2.53	0.43
9:CI:39:GLY:O	9:CI:40:ARG:HB2	2.19	0.43
9:CI:56:MET:O	9:CI:58:GLU:HG2	2.18	0.43
22:DA:1775:U:H2'	22:DA:1776:G:O5'	2.18	0.43
22:DA:1071:G:C5	22:DA:1089:A:C5	3.07	0.43
39:BR:51:VAL:CB	39:BR:52:PRO:CD	2.94	0.43
8:AH:63:LYS:HB2	8:AH:70:VAL:HG21	1.99	0.43
28:DG:88:LEU:HD11	28:DG:128:THR:HA	2.00	0.43
22:DA:629:G:O2'	22:DA:630:G:H5'	2.19	0.43
22:DA:637:A:O5'	33:DL:112:LEU:CD2	2.67	0.43
22:DA:1251:C:O2'	62:DA:3286:HOH:O	2.21	0.43
24:BC:229:HIS:CD2	24:BC:246:PRO:HB3	2.54	0.43
22:DA:617:G:O2'	22:DA:618:G:C8	2.42	0.43
22:DA:2680:U:OP2	25:DD:114:LYS:HD3	2.17	0.43
22:DA:686:U:C4	50:D2:12:ARG:HG3	2.53	0.43
41:DT:25:GLU:HA	41:DT:29:THR:O	2.18	0.43
17:AQ:11:VAL:HG21	17:AQ:53:GLY:O	2.19	0.43
4:AD:191:SER:HA	4:AD:194:ILE:HD11	2.01	0.43
1:AA:1241:G:O2'	1:AA:1242:G:C8	2.47	0.43
56:CP:78:VAL:O	56:CP:78:VAL:HG12	2.19	0.43
3:CC:179:ALA:HB1	3:CC:202:PHE:HE1	1.83	0.43
13:AM:112:ARG:C	13:AM:113:LYS:HG3	2.38	0.43
14:AN:42:ASN:C	14:AN:44:VAL:N	2.70	0.43
22:DA:1884:G:N3	22:DA:1884:G:H2'	2.33	0.43
22:DA:2149:U:O2'	22:DA:2150:C:C6	2.71	0.43
22:DA:2150:C:H2'	22:DA:2151:U:O4'	2.18	0.43
22:DA:574:A:H4'	22:DA:575:A:H5'	2.00	0.43
29:BH:18:GLN:NE2	29:BH:18:GLN:CA	2.81	0.43
4:AD:65:GLY:HA3	4:AD:114:ARG:HH22	1.84	0.43
51:B3:21:PHE:HB2	51:B3:49:VAL:HG11	1.99	0.43
2:CB:49:PHE:HB3	2:CB:199:ILE:CG2	2.49	0.43
21:CU:33:ARG:HG2	21:CU:34:ARG:N	2.34	0.43
53:CA:1066:C:C2'	53:CA:1067:A:C8	2.99	0.43

Continued on next page...

Continued from previous page...

Atom-1	Atom-2	Interatomic distance (Å)	Clash overlap (Å)
22:DA:15:G:H2'	22:DA:16:C:O4'	2.18	0.43
53:CA:1025:U:O2'	53:CA:1026:G:OP2	2.27	0.43
22:DA:2497:A:H4'	22:DA:2498:C:O5'	2.18	0.43
22:DA:2458:G:H1'	22:DA:2459:A:N7	2.33	0.43
12:CL:9:LYS:HB2	12:CL:9:LYS:HE2	1.73	0.43
22:DA:1455:G:O6	22:DA:2705:A:C2	2.71	0.43
22:DA:1867:G:O2'	22:DA:1868:C:H5'	2.18	0.43
22:BA:2428:G:H5''	22:BA:2429:G:P	2.59	0.43
1:AA:112:G:C6	1:AA:330:C:C4	3.07	0.43
24:BC:141:HIS:N	24:BC:190:THR:O	2.40	0.43
27:BF:79:ARG:O	27:BF:82:TYR:HB2	2.19	0.43
1:AA:579:A:C4	1:AA:580:C:C5	3.06	0.43
22:BA:962:G:H2'	22:BA:963:U:H6	1.83	0.43
31:BJ:17:VAL:HG13	31:BJ:55:ILE:HG13	2.00	0.43
29:BH:68:ARG:NH2	29:BH:69:ALA:HA	2.34	0.43
22:DA:1640:A:H3'	22:DA:1641:A:H8	1.82	0.43
22:DA:1838:C:C5	22:DA:1899:A:C6	3.06	0.43
22:BA:2703:C:O5'	22:BA:2703:C:H6	2.02	0.43
58:DF:90:LEU:HB3	58:DF:95:MET:HG3	2.00	0.43
54:CG:2:ARG:HG2	54:CG:3:ARG:N	2.33	0.43
2:CB:9:LEU:HB2	2:CB:11:ALA:H	1.83	0.43
3:AC:38:VAL:O	3:AC:42:LEU:HB2	2.19	0.43
38:DQ:82:LEU:O	38:DQ:85:ALA:HB3	2.18	0.43
1:AA:1347:G:O6	9:AI:11:ARG:NH2	2.51	0.43
39:BR:64:VAL:O	39:BR:65:ALA:CB	2.67	0.43
1:AA:1373:G:H5''	7:AG:35:LYS:HB2	2.01	0.43
53:CA:968:A:N3	53:CA:1062:U:H4'	2.32	0.43
53:CA:1284:C:H5''	53:CA:1285:A:H5'	1.99	0.43
53:CA:1395:C:H5''	53:CA:1402:C:O2'	2.19	0.43
43:BV:65:VAL:O	43:BV:65:VAL:CG2	2.65	0.43
22:BA:1185:G:H5''	22:BA:1186:G:P	2.59	0.43
2:CB:66:ILE:O	2:CB:88:GLN:HB2	2.19	0.43
7:AG:21:LEU:HD23	7:AG:21:LEU:HA	1.73	0.43
37:BP:96:LEU:HD12	37:BP:98:TYR:CE1	2.54	0.43
53:CA:502:A:P	12:CL:114:SER:HG	2.42	0.43
1:AA:443:C:C2'	1:AA:444:G:H5'	2.49	0.43
22:DA:2371:G:O3'	49:D1:44:GLN:NE2	2.52	0.43
20:CT:61:ALA:HA	20:CT:67:HIS:HA	2.00	0.43
22:BA:1498:C:O2'	22:BA:1499:C:O4'	2.37	0.43
37:DP:47:ILE:HD13	37:DP:61:ARG:CB	2.49	0.43
3:CC:148:ILE:HD12	3:CC:149:LYS:H	1.83	0.43

Continued on next page...

Continued from previous page...

Atom-1	Atom-2	Interatomic distance (Å)	Clash overlap (Å)
22:BA:1245:G:OP1	33:BL:13:LYS:HE3	2.18	0.43
9:CI:125:GLN:HE21	9:CI:125:GLN:H	1.66	0.43
8:CH:80:PRO:HA	8:CH:83:ARG:NE	2.34	0.43
53:CA:582:C:C2	53:CA:583:A:C8	3.07	0.43
22:DA:2819:G:N3	22:DA:2828:G:C2	2.87	0.43
6:CF:72:ASP:O	6:CF:75:GLU:HB2	2.19	0.43
24:BC:124:LYS:HB3	24:BC:127:ASN:ND2	2.34	0.43
22:DA:136:G:O5'	22:DA:136:G:H8	2.02	0.43
43:DV:21:ARG:HE	43:DV:87:GLN:CB	2.31	0.43
28:DG:34:ARG:O	28:DG:35:THR:HG23	2.19	0.43
53:CA:679:C:O2	53:CA:712:A:C2	2.71	0.43
22:BA:2029:G:H2'	22:BA:2031:A:OP1	2.19	0.43
53:CA:363:A:N6	53:CA:364:A:C6	2.86	0.43
22:BA:52:A:O2'	22:BA:53:A:H5'	2.18	0.43
22:DA:814:C:C2	22:DA:1194:A:C2	3.07	0.43
22:DA:1831:G:C6	22:DA:1832:C:C4	3.06	0.43
35:BN:54:LEU:HD12	35:BN:54:LEU:HA	1.68	0.43
49:B1:42:VAL:CG1	49:B1:42:VAL:O	2.67	0.43
10:CJ:81:GLU:O	10:CJ:86:ALA:HB3	2.17	0.43
30:DI:89:SER:HB3	30:DI:97:VAL:HG11	1.99	0.43
1:AA:425:G:C6	1:AA:426:U:N3	2.87	0.43
39:BR:20:VAL:CG2	39:BR:22:LEU:HD21	2.48	0.43
53:CA:1160:G:O2'	53:CA:1161:C:O5'	2.37	0.43
22:BA:904:G:N3	22:BA:905:A:N9	2.64	0.43
22:DA:242:G:C8	51:D3:3:ILE:O	2.70	0.43
51:D3:3:ILE:HG21	51:D3:62:PRO:HG2	2.00	0.43
44:BW:30:VAL:O	44:BW:30:VAL:CG2	2.66	0.43
44:BW:43:LYS:HE2	44:BW:68:PHE:HE1	1.84	0.43
2:AB:89:PHE:CE1	2:AB:153:MET:HB2	2.53	0.43
42:DU:92:VAL:CB	42:DU:101:THR:HG21	2.43	0.43
37:DP:19:PHE:O	37:DP:20:ARG:HB3	2.19	0.43
22:DA:1075:C:O2'	22:DA:1076:C:C6	2.68	0.43
22:BA:588:U:C2	22:BA:589:U:C5	3.07	0.43
53:CA:990:C:H42	53:CA:1216:A:H61	1.66	0.43
8:AH:1:SER:C	8:AH:3:GLN:N	2.71	0.43
22:DA:1204:A:O4'	22:DA:1206:G:C5	2.71	0.43
53:CA:1299:A:N9	53:CA:1301:U:H1'	2.34	0.43
22:DA:637:A:P	33:DL:128:THR:HG21	2.59	0.43
48:D0:38:LEU:N	48:D0:41:HIS:CE1	2.87	0.43
22:DA:581:C:C2	22:DA:582:A:C8	3.07	0.43
22:DA:670:A:C1'	22:DA:671:C:OP2	2.66	0.43

Continued on next page...

Continued from previous page...

Atom-1	Atom-2	Interatomic distance (Å)	Clash overlap (Å)
22:DA:2056:G:C2	22:DA:2057:G:N7	2.87	0.43
22:DA:976:G:O2'	22:DA:977:G:H5'	2.19	0.43
22:DA:2415:G:C5	22:DA:2416:C:C4	3.07	0.43
4:AD:1:ALA:O	4:AD:67:LEU:CD1	2.65	0.43
45:BX:62:GLY:O	45:BX:66:VAL:HG23	2.19	0.43
22:DA:1049:C:H2'	22:DA:1049:C:H6	1.57	0.43
28:DG:53:PRO:HG3	28:DG:61:TRP:CE2	2.54	0.43
22:DA:46:G:N2	22:DA:47:C:C2	2.87	0.43
14:AN:30:ILE:HG23	14:AN:44:VAL:HG12	2.01	0.43
1:AA:429:U:H3'	4:AD:8:LEU:HD23	2.00	0.43
22:DA:2152:G:N3	22:DA:2152:G:H2'	2.33	0.43
2:CB:164:ASP:HB3	2:CB:167:HIS:CB	2.49	0.43
4:CD:8:LEU:HD13	4:CD:8:LEU:HA	1.86	0.43
29:DH:80:ILE:HB	29:DH:101:ASP:HB2	1.95	0.43
30:BI:56:VAL:CG2	30:BI:68:PHE:HB2	2.49	0.43
22:DA:2361:G:H2'	22:DA:2362:C:H6	1.84	0.43
22:DA:2361:G:OP1	51:D3:25:HIS:HA	2.19	0.43
29:BH:41:LYS:O	29:BH:44:ILE:HG12	2.18	0.43
31:BJ:36:LEU:HD21	31:BJ:122:LEU:HB2	2.01	0.43
36:DO:24:THR:H	36:DO:90:VAL:CG1	2.31	0.43
53:CA:612:C:C2	53:CA:613:C:C5	3.07	0.43
11:AK:34:THR:HG1	11:AK:39:ASN:N	2.15	0.43
22:DA:1739:A:N6	22:DA:1740:G:C6	2.87	0.43
22:DA:2848:G:OP2	37:DP:94:ALA:N	2.43	0.43
22:DA:1287:A:H5'	35:DN:103:ARG:NH1	2.34	0.43
49:D1:8:ILE:CG2	49:D1:9:LYS:N	2.82	0.43
53:CA:933:G:P	54:CG:3:ARG:HD3	2.59	0.43
22:DA:372:G:H5''	45:DX:60:LYS:HD3	2.01	0.43
22:DA:30:G:C5	22:DA:31:C:C4	3.07	0.43
1:AA:1027:C:O5'	1:AA:1027:C:H6	2.02	0.43
36:DO:15:ARG:HG2	36:DO:93:ASP:OD1	2.19	0.43
1:AA:828:U:H2'	1:AA:829:G:O5'	2.19	0.43
22:BA:2293:G:C2	22:BA:2340:A:C2	3.07	0.43
36:BO:3:LYS:CG	36:BO:4:LYS:H	2.30	0.43
37:DP:3:ILE:C	37:DP:5:LYS:H	2.21	0.43
1:AA:51:A:H4'	1:AA:52:C:C5'	2.48	0.43
10:AJ:18:ILE:HG23	10:AJ:19:ASP:N	2.33	0.43
22:DA:2771:C:H5''	25:DD:207:VAL:HG11	2.01	0.43
22:DA:2893:A:O4'	22:DA:2894:G:C2	2.71	0.43
45:DX:19:HIS:C	45:DX:21:LEU:N	2.70	0.43
55:CM:82:LEU:HD12	55:CM:82:LEU:N	2.34	0.43

Continued on next page...

Continued from previous page...

Atom-1	Atom-2	Interatomic distance (Å)	Clash overlap (Å)
24:BC:57:HIS:CG	24:BC:58:LYS:H	2.31	0.43
22:BA:2808:G:C2	22:BA:2891:U:C5	3.07	0.43
22:DA:2591:C:P	24:DC:237:ARG:HD2	2.59	0.43
19:CS:43:MET:O	19:CS:61:VAL:HG11	2.19	0.43
12:AL:4:ASN:ND2	12:AL:8:ARG:HH12	2.16	0.43
1:AA:914:A:H2'	1:AA:915:A:C8	2.52	0.43
32:DK:15:GLY:O	32:DK:16:ALA:O	2.36	0.43
22:DA:1700:A:H2'	22:DA:1701:A:H5'	2.01	0.43
1:AA:1033:G:H2'	1:AA:1034:G:H5''	2.01	0.43
22:DA:1107:G:C2'	22:DA:1108:U:H5'	2.49	0.43
32:BK:60:ALA:HA	32:BK:87:LEU:HG	2.01	0.43
1:AA:307:C:H5''	1:AA:308:C:OP2	2.18	0.43
38:DQ:96:ASP:C	38:DQ:98:ALA:N	2.71	0.43
22:BA:1659:G:C6	22:BA:2002:G:C6	3.07	0.43
2:AB:168:GLU:HB3	2:AB:171:ALA:HB3	2.01	0.43
22:BA:1447:C:H2'	22:BA:1448:G:C8	2.53	0.43
40:BS:24:ILE:HD12	40:BS:32:ALA:HA	2.01	0.43
22:DA:1885:A:C6	22:DA:1886:U:C2	3.06	0.43
53:CA:258:G:O3'	20:CT:35:TYR:OH	2.37	0.43
28:DG:39:ALA:O	28:DG:40:VAL:HG13	2.19	0.43
33:BL:119:PRO:HA	33:BL:138:ALA:O	2.19	0.43
13:AM:76:ILE:O	13:AM:79:LEU:HB2	2.18	0.43
22:BA:1376:C:C4	22:BA:1377:G:C6	3.07	0.43
58:DF:3:LEU:HG	58:DF:100:GLU:CD	2.39	0.43
11:AK:80:ASN:HB3	11:AK:105:ARG:HB3	2.01	0.43
42:BU:61:GLU:HG2	42:BU:61:GLU:H	1.25	0.43
22:BA:2006:C:H6	22:BA:2006:C:O5'	2.02	0.43
31:BJ:18:VAL:HG22	31:BJ:140:LEU:CD1	2.48	0.43
53:CA:223:A:C6	53:CA:224:U:C4	3.07	0.43
22:DA:449:A:H4'	38:DQ:2:ARG:HH22	1.83	0.43
24:DC:73:ILE:O	24:DC:116:GLN:HG2	2.18	0.43
22:BA:902:C:N4	22:BA:903:C:H41	1.99	0.43
22:DA:1533:C:C2'	22:DA:1534:U:H5'	2.49	0.43
44:BW:37:VAL:HG12	44:BW:38:ARG:HG2	2.00	0.43
22:DA:492:A:N1	40:DS:49:LYS:HE2	2.33	0.43
53:CA:315:A:C5	53:CA:330:C:H5''	2.54	0.43
22:DA:1439:A:H2	22:DA:1553:A:N7	2.15	0.43
32:DK:87:LEU:HD23	32:DK:87:LEU:N	2.34	0.43
22:DA:214:G:H1'	22:DA:217:A:H5'	2.00	0.43
44:DW:9:THR:OG1	44:DW:10:ARG:N	2.50	0.43
22:DA:2800:A:H2'	22:DA:2801:G:O4'	2.18	0.43

Continued on next page...

Continued from previous page...

Atom-1	Atom-2	Interatomic distance (Å)	Clash overlap (Å)
1:AA:922:G:HO2'	1:AA:1398:A:H2	1.62	0.43
22:DA:70:G:H5'	22:DA:112:U:O2	2.19	0.43
22:DA:71:A:OP2	22:DA:71:A:H3'	2.19	0.43
5:AE:80:LEU:HD12	5:AE:146:MET:HE1	1.99	0.43
53:CA:974:A:H8	14:CN:70:HIS:CE1	2.37	0.43
22:DA:867:C:O2'	22:DA:868:U:C6	2.37	0.43
53:CA:1215:G:C4	53:CA:1216:A:N7	2.87	0.43
53:CA:1301:U:H5''	53:CA:1302:C:P	2.58	0.43
22:DA:191:A:H2'	22:DA:192:C:C6	2.54	0.43
11:CK:81:LEU:HD11	11:CK:104:PHE:CG	2.53	0.43
22:DA:657:U:O2'	22:DA:658:U:H5'	2.19	0.43
54:CG:94:ARG:HB3	54:CG:98:LEU:HG	2.00	0.43
11:CK:110:THR:HG22	21:CU:4:LYS:HA	2.01	0.43
35:DN:2:ARG:CD	35:DN:5:LYS:HB3	2.46	0.43
22:DA:1420:A:N3	22:DA:2211:A:N7	2.66	0.43
2:CB:119:GLN:HE22	2:CB:136:ARG:HH12	1.67	0.43
26:BE:105:LEU:HA	26:BE:108:ILE:HG23	2.01	0.43
11:CK:57:SER:O	11:CK:90:PRO:HG3	2.18	0.43
4:AD:190:LEU:O	4:AD:191:SER:HB2	2.18	0.43
9:AI:20:ILE:HG23	9:AI:60:LEU:HD12	2.01	0.43
24:BC:173:LEU:O	24:BC:180:MET:HA	2.18	0.43
56:CP:75:ILE:HA	56:CP:78:VAL:CG2	2.47	0.43
1:AA:198:G:O6	1:AA:220:G:C5	2.72	0.43
5:CE:52:ALA:HB2	5:CE:61:LYS:CE	2.41	0.43
1:AA:72:A:H61	1:AA:99:C:C1'	2.31	0.43
1:AA:7:A:N6	5:AE:96:GLN:OE1	2.52	0.43
22:BA:478:A:C6	22:BA:480:A:C6	3.07	0.43
43:DV:75:GLN:HG3	43:DV:92:VAL:HG11	2.01	0.43
22:DA:2738:A:H2	22:DA:2766:A:N6	2.11	0.43
30:BI:3:LYS:HD2	30:BI:4:VAL:H	1.82	0.43
22:DA:1784:A:P	62:DA:3680:HOH:O	2.77	0.43
24:BC:104:LEU:HA	24:BC:104:LEU:HD12	1.52	0.43
21:CU:35:GLU:HG3	21:CU:36:PHE:N	2.28	0.43
4:CD:34:GLU:HB3	4:CD:35:GLN:H	1.54	0.43
53:CA:1005:A:C8	53:CA:1006:G:H1'	2.54	0.43
25:BD:67:HIS:O	25:BD:68:PHE:C	2.56	0.43
1:AA:330:C:H5''	1:AA:330:C:C6	2.54	0.43
45:BX:11:PRO:HB3	45:BX:29:LEU:CB	2.49	0.43
1:AA:274:A:C4'	1:AA:275:G:OP1	2.65	0.43
1:AA:555:U:H2'	1:AA:556:C:H6	1.81	0.43
36:DO:24:THR:HG22	36:DO:41:ALA:HA	2.01	0.43

Continued on next page...

Continued from previous page...

Atom-1	Atom-2	Interatomic distance (Å)	Clash overlap (Å)
54:CG:124:SER:C	54:CG:126:ALA:H	2.22	0.43
53:CA:695:A:N1	53:CA:696:A:C2	2.87	0.43
1:AA:175:C:O2'	1:AA:176:C:O4'	2.36	0.43
22:DA:1598:A:O2'	22:DA:1599:U:H5'	2.19	0.43
39:BR:68:ARG:HH11	39:BR:90:ARG:NH1	2.14	0.43
22:DA:30:G:C6	22:DA:31:C:N3	2.87	0.43
22:BA:1334:G:C6	22:BA:1335:C:C4	3.06	0.43
2:CB:9:LEU:HD12	2:CB:12:GLY:N	2.33	0.43
1:AA:1016:A:H3'	1:AA:1017:U:O4'	2.19	0.43
53:CA:183:C:O2'	53:CA:184:G:O5'	2.27	0.43
22:BA:1797:G:H5'	24:BC:253:GLY:HA2	2.01	0.43
40:BS:36:LEU:HD23	40:BS:48:LYS:HA	2.00	0.43
1:AA:1328:C:C2	1:AA:1329:A:C8	3.07	0.43
22:DA:3:U:C4	22:DA:4:U:C5	3.07	0.43
1:AA:536:C:H2'	1:AA:537:G:C8	2.54	0.43
22:DA:1980:G:C2	22:DA:1982:U:C4	3.07	0.43
22:BA:833:A:OP2	33:BL:39:LYS:HE3	2.19	0.43
1:AA:1273:C:H2'	1:AA:1274:A:O4'	2.18	0.43
22:BA:754:U:H2'	22:BA:755:U:C6	2.52	0.43
12:CL:81:ILE:HD11	12:CL:94:TYR:CG	2.54	0.43
22:DA:2744:G:N2	22:DA:2745:C:C2	2.87	0.43
22:DA:1798:U:C5	24:DC:270:ARG:NH1	2.87	0.43
19:CS:62:THR:HG22	19:CS:63:ASP:N	2.34	0.43
21:AU:37:TYR:HB3	21:AU:38:GLU:H	1.62	0.43
21:AU:45:LYS:HA	21:AU:45:LYS:HE3	2.01	0.43
1:AA:637:C:O2'	1:AA:638:U:H5'	2.19	0.43
1:AA:676:A:H1'	11:AK:116:PRO:HB3	2.01	0.43
50:B2:36:ALA:O	50:B2:38:GLY:N	2.51	0.43
20:AT:55:PRO:O	20:AT:59:ARG:HB3	2.18	0.43
22:BA:2097:A:H2'	22:BA:2098:U:C6	2.54	0.43
27:BF:110:ILE:O	27:BF:111:ARG:C	2.57	0.43
22:DA:584:C:N4	22:DA:585:G:C6	2.87	0.43
39:BR:20:VAL:HG21	39:BR:22:LEU:HD21	2.01	0.43
15:CO:9:LYS:O	15:CO:13:GLU:OE2	2.37	0.43
22:DA:2351:G:O6	51:D3:42:HIS:HE1	2.02	0.43
2:CB:64:GLY:HA2	2:CB:158:ASP:OD2	2.18	0.43
53:CA:1457:G:OP1	20:CT:33:LYS:NZ	2.49	0.43
53:CA:208:U:C4	53:CA:212:G:N1	2.87	0.43
20:CT:66:ILE:HD12	20:CT:70:LYS:HG2	2.01	0.43
22:BA:1037:G:O2'	22:BA:1038:G:H5'	2.19	0.43
22:BA:979:A:H2'	22:BA:982:C:H42	1.84	0.43

Continued on next page...

Continued from previous page...

Atom-1	Atom-2	Interatomic distance (Å)	Clash overlap (Å)
6:CF:32:ALA:O	6:CF:33:GLU:HB2	2.18	0.43
6:CF:39:LEU:HD12	6:CF:40:GLU:N	2.34	0.43
53:CA:120:A:O2'	53:CA:121:U:H5''	2.17	0.42
22:DA:2344:U:H6	22:DA:2344:U:O5'	2.01	0.42
22:BA:874:G:C6	22:BA:904:G:C6	3.07	0.42
22:BA:855:G:H1'	44:BW:23:LYS:HD3	2.01	0.42
44:BW:28:GLU:CB	44:BW:31:LEU:HD11	2.49	0.42
22:DA:491:G:N2	22:DA:492:A:H1'	2.33	0.42
53:CA:1142:G:N2	53:CA:1143:G:H1'	2.33	0.42
39:DR:49:ILE:HG22	39:DR:54:VAL:HB	2.01	0.42
22:DA:1551:A:H2'	22:DA:1552:A:O4'	2.19	0.42
20:AT:79:THR:O	20:AT:80:ALA:C	2.56	0.42
22:DA:216:A:N6	22:DA:432:A:C1'	2.82	0.42
22:DA:2390:U:O2	22:DA:2390:U:H2'	2.19	0.42
22:DA:782:A:N7	24:DC:219:VAL:HG21	2.33	0.42
5:AE:110:MET:HA	5:AE:113:VAL:HG13	2.00	0.42
46:DY:31:GLN:OE1	46:DY:37:LEU:HB2	2.19	0.42
22:DA:95:A:O2'	46:DY:40:SER:N	2.52	0.42
1:AA:692:U:H1'	1:AA:695:A:N7	2.34	0.42
35:DN:14:SER:C	35:DN:16:HIS:N	2.72	0.42
22:DA:126:A:OP2	50:D2:19:ARG:HB2	2.19	0.42
53:CA:962:C:H2'	53:CA:963:G:C8	2.54	0.42
53:CA:1054:C:H1'	53:CA:1196:A:C5	2.54	0.42
22:DA:2484:G:OP1	34:DM:44:ARG:HD3	2.19	0.42
39:BR:61:ALA:CB	39:BR:98:ILE:H	2.29	0.42
22:DA:235:U:N3	22:DA:236:C:C5	2.85	0.42
12:AL:83:GLY:HA2	12:AL:94:TYR:HA	2.00	0.42
22:DA:1792:G:O2'	22:DA:1793:C:H5'	2.19	0.42
1:AA:554:A:H5''	12:AL:25:ALA:HB1	2.02	0.42
25:DD:22:ILE:HD13	25:DD:22:ILE:HA	1.92	0.42
22:DA:388:G:H8	22:DA:388:G:H2'	1.68	0.42
2:AB:130:LYS:NZ	2:AB:133:ALA:HB2	2.34	0.42
22:DA:2287:A:N6	22:DA:2289:G:N3	2.67	0.42
47:DZ:33:HIS:CG	47:DZ:33:HIS:O	2.71	0.42
55:CM:23:GLY:HA3	55:CM:64:VAL:HG13	2.00	0.42
55:CM:64:VAL:CG1	55:CM:65:GLU:H	2.23	0.42
54:CG:8:GLN:CD	54:CG:9:ARG:H	2.22	0.42
22:DA:2149:U:HO2'	22:DA:2150:C:H6	1.64	0.42
22:DA:1255:U:HO2'	22:DA:1256:G:P	2.41	0.42
1:AA:495:A:C4'	1:AA:496:A:O5'	2.66	0.42
5:CE:154:ALA:C	5:CE:156:ARG:H	2.21	0.42

Continued on next page...

Continued from previous page...

Atom-1	Atom-2	Interatomic distance (Å)	Clash overlap (Å)
24:DC:161:VAL:HG11	24:DC:173:LEU:HB2	1.99	0.42
14:CN:100:TRP:CD1	14:CN:100:TRP:C	2.92	0.42
10:CJ:66:GLU:O	14:CN:95:LEU:HA	2.19	0.42
53:CA:1035:A:H2'	53:CA:1036:A:C8	2.54	0.42
55:CM:12:LYS:HB3	55:CM:17:ALA:CB	2.47	0.42
22:DA:2493:U:H2'	22:DA:2494:G:O4'	2.19	0.42
22:BA:1353:A:O2'	22:BA:1354:A:H5'	2.19	0.42
53:CA:338:A:H61	53:CA:351:G:H1	1.67	0.42
41:DT:69:ARG:NE	41:DT:70:HIS:CD2	2.87	0.42
31:BJ:124:VAL:O	31:BJ:125:TYR:HB2	2.18	0.42
31:BJ:54:ILE:HD12	31:BJ:55:ILE:N	2.34	0.42
29:BH:66:ASN:C	29:BH:68:ARG:N	2.72	0.42
26:BE:48:THR:HG22	26:BE:86:ALA:HB3	1.99	0.42
53:CA:694:A:H3'	53:CA:695:A:H5''	2.01	0.42
33:DL:122:VAL:O	33:DL:122:VAL:HG23	2.19	0.42
33:DL:90:VAL:HG12	33:DL:90:VAL:O	2.19	0.42
39:BR:80:ARG:C	39:BR:81:LYS:HD3	2.40	0.42
53:CA:825:A:H2'	53:CA:826:C:C6	2.54	0.42
19:AS:4:LEU:HD12	19:AS:4:LEU:H	1.83	0.42
22:DA:374:A:C4	22:DA:401:A:C6	3.07	0.42
12:CL:35:ARG:HA	12:CL:35:ARG:HD3	1.75	0.42
22:DA:1408:G:H22	22:DA:1595:C:H1'	1.84	0.42
1:AA:184:G:O4'	1:AA:224:U:H4'	2.18	0.42
35:BN:45:ARG:HG2	35:BN:95:THR:HG21	2.01	0.42
22:DA:294:A:N1	22:DA:346:A:C6	2.87	0.42
2:AB:148:GLY:HA2	2:AB:151:LYS:HE3	2.01	0.42
1:AA:1473:G:C2'	1:AA:1474:U:H5'	2.49	0.42
53:CA:188:C:N4	53:CA:189:A:N6	2.67	0.42
32:DK:9:ASN:ND2	32:DK:17:ARG:CZ	2.82	0.42
12:CL:62:VAL:HG23	12:CL:63:THR:N	2.34	0.42
26:BE:154:ASP:C	26:BE:154:ASP:OD2	2.58	0.42
1:AA:792:A:N3	1:AA:794:A:C5	2.87	0.42
22:DA:2474:U:C2'	22:DA:2475:C:O5'	2.67	0.42
24:BC:259:ASN:C	24:BC:261:ARG:N	2.73	0.42
39:DR:14:VAL:HG22	39:DR:15:SER:O	2.19	0.42
30:BI:59:THR:HG22	30:BI:61:TYR:CE2	2.53	0.42
26:DE:153:LEU:HD21	26:DE:157:LEU:HG	2.00	0.42
53:CA:444:G:C2	53:CA:445:G:C8	3.06	0.42
1:AA:1394:A:C6	1:AA:1501:C:H4'	2.54	0.42
9:AI:62:LEU:HD23	9:AI:62:LEU:N	2.34	0.42
56:CP:19:VAL:HG13	56:CP:37:GLY:HA3	2.01	0.42

Continued on next page...

Continued from previous page...

Atom-1	Atom-2	Interatomic distance (Å)	Clash overlap (Å)
22:BA:2860:A:H8	22:BA:2860:A:O5'	2.02	0.42
45:BX:70:LEU:O	45:BX:74:GLY:N	2.51	0.42
22:DA:798:G:OP2	26:DE:56:GLY:HA3	2.19	0.42
24:BC:254:LYS:O	24:BC:256:THR:N	2.49	0.42
22:BA:738:G:C6	22:BA:739:A:C2	3.07	0.42
1:AA:102:G:C4	1:AA:103:U:C5	3.07	0.42
22:BA:2689:U:H4'	22:BA:2690:U:OP2	2.19	0.42
22:DA:799:G:P	22:DA:800:A:H3'	2.59	0.42
28:BG:90:GLY:O	28:BG:91:VAL:C	2.57	0.42
26:BE:3:LEU:O	26:BE:11:ALA:HA	2.19	0.42
27:BF:165:GLY:O	27:BF:168:LEU:HB3	2.19	0.42
3:CC:113:LYS:HG3	3:CC:184:ASN:ND2	2.34	0.42
53:CA:1486:G:H2'	53:CA:1487:G:O4'	2.19	0.42
25:BD:42:ASN:O	25:BD:43:ASP:O	2.36	0.42
24:BC:115:ILE:HA	24:BC:115:ILE:HD12	1.72	0.42
22:DA:486:C:O5'	22:DA:486:C:H6	2.01	0.42
8:AH:30:LYS:HD2	8:AH:30:LYS:HA	1.75	0.42
35:BN:106:ASP:OD1	35:BN:106:ASP:C	2.57	0.42
26:DE:77:ILE:H	26:DE:77:ILE:HG12	1.39	0.42
22:DA:1647:U:H3'	22:DA:1647:U:P	2.59	0.42
22:BA:2643:G:H2'	22:BA:2644:G:O4'	2.19	0.42
22:DA:1387:A:N6	22:DA:1401:G:N1	2.68	0.42
1:AA:958:A:C6	1:AA:959:A:N1	2.87	0.42
31:DJ:43:GLU:O	31:DJ:44:TYR:C	2.58	0.42
31:DJ:3:THR:HG21	38:DQ:60:TRP:HE1	1.83	0.42
4:CD:187:ARG:C	4:CD:189:ASP:H	2.22	0.42
22:DA:2261:C:N4	44:DW:10:ARG:HB3	2.34	0.42
53:CA:92:U:H2'	53:CA:93:U:C6	2.54	0.42
22:DA:73:A:H8	22:DA:73:A:O5'	2.02	0.42
38:BQ:110:GLU:O	38:BQ:112:ALA:N	2.52	0.42
53:CA:66:A:C8	53:CA:66:A:H5"	2.54	0.42
22:DA:126:A:H2'	50:D2:46:LYS:HE2	2.01	0.42
14:CN:79:SER:HB2	14:CN:81:ILE:HD11	2.02	0.42
22:BA:244:A:C2	22:BA:255:A:C4	3.06	0.42
22:DA:2657:A:O3'	28:DG:159:LYS:NZ	2.52	0.42
53:CA:567:G:N2	62:CA:1818:HOH:O	2.43	0.42
53:CA:996:A:H2'	53:CA:997:U:H6	1.83	0.42
53:CA:1238:A:N6	53:CA:1302:C:N4	2.67	0.42
43:DV:9:ARG:HG2	43:DV:39:ALA:O	2.19	0.42
30:BI:19:PRO:HB2	30:BI:22:PRO:HD2	2.02	0.42
33:DL:111:ILE:N	33:DL:111:ILE:HD13	2.34	0.42

Continued on next page...

Continued from previous page...

Atom-1	Atom-2	Interatomic distance (Å)	Clash overlap (Å)
35:DN:96:ARG:HG3	35:DN:97:ILE:N	2.34	0.42
22:BA:570:G:H2'	22:BA:2030:A:C8	2.54	0.42
22:DA:686:U:H3	50:D2:12:ARG:HB2	1.84	0.42
2:CB:122:ASP:HB3	2:CB:124:THR:CG2	2.49	0.42
4:CD:153:ARG:HG2	4:CD:154:VAL:N	2.34	0.42
34:DM:29:GLY:CA	34:DM:64:TRP:HZ3	2.32	0.42
22:DA:2429:G:C8	33:DL:55:MET:HE3	2.53	0.42
56:CP:52:LEU:O	56:CP:53:ASP:CB	2.66	0.42
28:DG:53:PRO:HB3	28:DG:61:TRP:N	2.34	0.42
42:BU:38:ILE:HA	42:BU:38:ILE:HD13	1.88	0.42
22:DA:2144:G:O2'	22:DA:2147:A:OP2	2.21	0.42
28:DG:117:PRO:HG2	28:DG:143:VAL:CG1	2.48	0.42
4:AD:34:GLU:O	4:AD:36:ALA:N	2.52	0.42
24:DC:105:ALA:HA	24:DC:106:PRO:HD3	1.76	0.42
4:AD:57:LYS:HG2	4:AD:202:LEU:HD23	2.02	0.42
43:BV:72:VAL:HG12	43:BV:93:ARG:CA	2.42	0.42
58:DF:105:ILE:HG22	58:DF:105:ILE:O	2.19	0.42
29:DH:62:LEU:HD12	29:DH:63:ALA:N	2.34	0.42
29:BH:67:ALA:C	29:BH:69:ALA:N	2.71	0.42
29:BH:42:LYS:HG2	29:BH:43:ASN:HD22	1.83	0.42
22:BA:2704:C:C4	22:BA:2705:A:C5	3.07	0.42
11:AK:21:HIS:HD2	11:AK:34:THR:CG2	2.32	0.42
32:DK:119:ALA:O	32:DK:120:PRO:C	2.58	0.42
1:AA:751:U:C5	1:AA:752:G:C6	3.08	0.42
26:DE:58:LYS:HA	26:DE:59:PRO:HD3	1.79	0.42
22:BA:1014:A:H2'	22:BA:1015:U:H6	1.83	0.42
36:DO:17:LYS:HE2	36:DO:21:LEU:HD11	2.01	0.42
22:BA:666:A:H4'	33:BL:48:ARG:CD	2.49	0.42
24:BC:61:TYR:CD2	24:BC:85:ASN:ND2	2.85	0.42
13:AM:18:LEU:O	13:AM:21:ILE:HD13	2.19	0.42
8:AH:21:LYS:HE2	8:AH:21:LYS:CA	2.47	0.42
22:DA:1574:C:H2'	22:DA:1575:C:O4'	2.18	0.42
25:DD:110:THR:HG23	25:DD:171:THR:HG22	2.01	0.42
53:CA:142:G:N3	53:CA:196:A:H2	2.17	0.42
22:BA:1797:G:O3'	24:BC:255:LYS:O	2.36	0.42
25:DD:108:ASP:OD2	25:DD:173:GLN:HA	2.19	0.42
58:DF:32:LYS:NZ	58:DF:32:LYS:HB2	2.34	0.42
28:DG:70:LEU:HD12	28:DG:71:LEU:N	2.34	0.42
29:BH:81:ALA:O	29:BH:102:ALA:HB2	2.20	0.42
1:AA:536:C:H2'	1:AA:537:G:H8	1.84	0.42
6:CF:6:ILE:HG22	6:CF:7:VAL:N	2.34	0.42

Continued on next page...

Continued from previous page...

Atom-1	Atom-2	Interatomic distance (Å)	Clash overlap (Å)
36:DO:26:LEU:HB3	36:DO:92:PHE:CD1	2.54	0.42
22:DA:1973:G:C4	22:DA:1974:C:C5	3.07	0.42
3:CC:22:PHE:CE2	10:CJ:97:ASP:HB2	2.55	0.42
2:AB:95:TRP:HE3	2:AB:95:TRP:O	2.02	0.42
37:DP:102:ARG:HD2	37:DP:106:ALA:C	2.40	0.42
28:DG:154:GLU:C	28:DG:156:TYR:H	2.22	0.42
54:CG:49:LEU:HG	54:CG:123:LEU:HB3	2.00	0.42
22:DA:2507:C:H1'	22:DA:2583:G:N2	2.33	0.42
24:DC:30:ALA:C	24:DC:32:LEU:H	2.22	0.42
22:BA:1664:A:C2	22:BA:2726:A:C8	3.07	0.42
28:BG:159:LYS:HE2	28:BG:159:LYS:HB3	1.76	0.42
53:CA:908:A:H2'	53:CA:909:A:H8	1.84	0.42
48:B0:11:LYS:HD2	48:B0:11:LYS:HA	1.67	0.42
22:BA:919:U:H3'	22:BA:919:U:C6	2.54	0.42
22:DA:2734:A:C2'	22:DA:2735:G:H5'	2.49	0.42
22:BA:2298:A:H2'	22:BA:2299:U:O4'	2.18	0.42
31:BJ:26:GLY:HA2	31:BJ:29:ALA:HB3	2.01	0.42
49:B1:16:THR:CG2	49:B1:41:VAL:HG22	2.49	0.42
22:BA:1922:G:H2'	22:BA:1923:U:O4'	2.18	0.42
1:AA:946:A:H2'	1:AA:947:G:C8	2.54	0.42
2:CB:34:ARG:HD3	2:CB:35:ASN:N	2.34	0.42
3:CC:25:THR:HG23	14:CN:75:LYS:HD2	2.00	0.42
30:DI:36:GLU:HB2	30:DI:40:ALA:HB3	2.00	0.42
1:AA:616:G:O2'	1:AA:617:G:H5'	2.20	0.42
34:BM:96:ILE:C	34:BM:96:ILE:HD12	2.40	0.42
31:BJ:119:PHE:CD1	31:BJ:119:PHE:O	2.72	0.42
2:CB:42:LEU:HG	2:CB:42:LEU:H	1.51	0.42
22:BA:1983:G:C6	22:BA:1984:G:N7	2.87	0.42
13:AM:90:HIS:HA	13:AM:108:ARG:NH2	2.33	0.42
22:DA:1616:A:OP1	22:DA:1616:A:H2'	2.19	0.42
38:DQ:64:ILE:HD12	38:DQ:95:ALA:HB3	2.01	0.42
22:DA:857:G:H1'	44:DW:19:ARG:HE	1.81	0.42
34:DM:26:VAL:HG21	34:DM:132:THR:O	2.19	0.42
42:DU:96:LYS:O	42:DU:97:SER:HB3	2.18	0.42
53:CA:1133:G:C5	53:CA:1134:G:N7	2.87	0.42
22:DA:216:A:N6	22:DA:432:A:H1'	2.34	0.42
22:DA:1054:A:H2'	22:DA:1055:G:O4'	2.19	0.42
2:CB:82:ALA:HB1	2:CB:217:ALA:HB1	2.02	0.42
8:CH:77:VAL:N	8:CH:125:ILE:O	2.52	0.42
22:DA:2653:U:OP2	22:DA:2654:A:O2'	2.32	0.42
22:DA:307:G:N1	22:DA:310:A:OP2	2.53	0.42

Continued on next page...

Continued from previous page...

Atom-1	Atom-2	Interatomic distance (Å)	Clash overlap (Å)
58:DF:113:PHE:O	58:DF:114:ARG:HB3	2.19	0.42
22:BA:2741:A:H2'	22:BA:2742:G:O4'	2.19	0.42
18:CR:58:ILE:O	18:CR:62:ARG:HG3	2.19	0.42
57:DB:40:U:O2	57:DB:43:C:C2'	2.55	0.42
11:CK:70:ALA:N	11:CK:73:VAL:HG13	2.33	0.42
39:BR:61:ALA:HB1	39:BR:98:ILE:N	2.27	0.42
25:BD:90:PHE:C	25:BD:92:VAL:N	2.73	0.42
22:DA:1264:A:H2'	22:DA:2014:A:N6	2.34	0.42
22:DA:2727:A:O2'	22:DA:2728:U:C5'	2.67	0.42
22:DA:2727:A:O2'	22:DA:2728:U:H5'	2.20	0.42
26:DE:147:LEU:HD12	26:DE:149:ILE:HG22	2.01	0.42
29:BH:86:ASP:O	29:BH:87:GLU:C	2.57	0.42
26:BE:175:ILE:O	26:BE:175:ILE:CG2	2.63	0.42
17:AQ:12:VAL:HB	17:AQ:21:VAL:HG22	2.02	0.42
31:BJ:64:VAL:O	31:BJ:68:LYS:HD2	2.19	0.42
22:BA:1693:U:H4'	22:BA:1694:C:OP2	2.19	0.42
24:DC:94:LEU:CD1	24:DC:100:ARG:HD3	2.49	0.42
22:DA:1857:G:N3	22:DA:1884:G:C2	2.87	0.42
22:DA:589:U:O2'	22:DA:590:A:H8	2.02	0.42
58:DF:41:GLU:HG2	58:DF:42:ALA:N	2.31	0.42
22:DA:570:G:N7	22:DA:2030:A:N6	2.67	0.42
1:AA:673:A:H1'	18:AR:63:TYR:CE1	2.52	0.42
53:CA:14:U:N3	53:CA:17:U:OP2	2.52	0.42
30:BI:53:PRO:HB2	30:BI:74:PRO:CG	2.49	0.42
51:B3:21:PHE:O	51:B3:22:LYS:HG2	2.20	0.42
53:CA:1343:G:C5	53:CA:1344:C:C4	3.06	0.42
22:DA:2518:A:H4'	22:DA:2519:U:OP2	2.19	0.42
22:DA:532:A:C2'	22:DA:532:A:N3	2.82	0.42
58:DF:107:VAL:N	58:DF:108:PRO:HD2	2.34	0.42
6:CF:52:ASN:C	6:CF:54:LEU:H	2.22	0.42
41:BT:28:ASN:HA	41:BT:91:GLN:CD	2.40	0.42
31:BJ:37:ARG:HA	31:BJ:118:MET:HE2	2.00	0.42
24:BC:199:HIS:C	24:BC:201:LEU:H	2.21	0.42
24:DC:2:VAL:HB	24:DC:3:VAL:H	1.47	0.42
41:DT:5:GLU:HA	41:DT:8:LEU:HB2	2.00	0.42
9:CI:70:GLY:O	9:CI:71:ILE:C	2.58	0.42
41:DT:69:ARG:O	41:DT:74:ILE:HD12	2.20	0.42
22:BA:2311:A:H1'	27:BF:78:ILE:CD1	2.47	0.42
22:BA:1107:G:H2'	22:BA:1108:U:H6	1.84	0.42
26:BE:46:GLN:HG2	26:BE:87:ALA:H	1.84	0.42
22:DA:1904:G:HO2'	22:DA:1927:A:N6	2.15	0.42

Continued on next page...

Continued from previous page...

Atom-1	Atom-2	Interatomic distance (Å)	Clash overlap (Å)
5:CE:132:PRO:O	5:CE:134:ASN:N	2.52	0.42
26:DE:29:HIS:HA	26:DE:32:VAL:CG2	2.48	0.42
22:BA:2704:C:N4	22:BA:2705:A:C6	2.88	0.42
4:CD:57:LYS:HE3	4:CD:61:ARG:HD3	2.01	0.42
35:DN:103:ARG:HB2	35:DN:110:MET:HG3	2.00	0.42
22:DA:1596:A:N6	22:DA:1597:A:N6	2.66	0.42
12:CL:115:LYS:O	12:CL:116:TYR:CB	2.67	0.42
22:BA:1016:G:C2'	22:BA:1017:G:O5'	2.67	0.42
31:BJ:97:PRO:O	31:BJ:98:GLU:C	2.57	0.42
38:DQ:4:LYS:CD	38:DQ:7:VAL:HG22	2.49	0.42
53:CA:1090:U:H2'	53:CA:1091:U:C6	2.50	0.42
36:BO:2:ASP:O	36:BO:3:LYS:HB3	2.19	0.42
1:AA:82:G:H2'	1:AA:83:C:C4'	2.49	0.42
53:CA:398:U:H2'	53:CA:399:G:H8	1.84	0.42
22:DA:2591:C:H2'	22:DA:2592:G:H8	1.83	0.42
28:BG:168:VAL:HG23	28:BG:168:VAL:O	2.19	0.42
52:B4:26:ILE:HD13	52:B4:26:ILE:N	2.34	0.42
10:CJ:39:PRO:HA	10:CJ:74:VAL:H	1.83	0.42
22:BA:1815:A:OP1	22:BA:1822:C:H4'	2.19	0.42
22:BA:833:A:H2'	22:BA:834:G:H8	1.82	0.42
22:DA:1627:G:N2	22:DA:1628:G:C8	2.87	0.42
26:DE:79:ARG:HG2	26:DE:80:SER:H	1.83	0.42
19:AS:62:THR:O	19:AS:64:GLU:N	2.52	0.42
48:B0:45:ASP:O	48:B0:52:LYS:HE3	2.20	0.42
35:DN:21:PHE:N	35:DN:21:PHE:HD1	2.17	0.42
22:BA:2383:G:H2'	22:BA:2384:U:C6	2.54	0.42
22:BA:2846:G:H2'	22:BA:2847:U:O4'	2.18	0.42
56:CP:57:ILE:O	56:CP:61:VAL:HG23	2.19	0.42
22:DA:2187:U:O2'	22:DA:2188:U:H5'	2.19	0.42
22:DA:2079:U:H2'	22:DA:2080:A:O4'	2.19	0.42
22:BA:858:G:H3'	22:BA:859:G:C8	2.54	0.42
25:DD:193:VAL:CB	25:DD:194:PRO:HD2	2.49	0.42
1:AA:550:G:H2'	1:AA:551:U:C6	2.54	0.42
11:AK:17:ASP:HB3	11:AK:80:ASN:OD1	2.17	0.42
53:CA:437:U:O2'	4:CD:119:HIS:HD2	2.02	0.42
22:BA:800:A:H4'	22:BA:801:G:OP1	2.20	0.42
22:DA:2628:C:H1'	22:DA:2781:A:C4	2.53	0.42
22:BA:1827:U:H2'	22:BA:1828:G:O4'	2.19	0.42
32:BK:49:ARG:HD2	32:BK:50:GLY:H	1.85	0.42
22:BA:1029:A:C8	22:BA:1030:C:C6	3.07	0.42
22:DA:2109:U:H2'	22:DA:2110:G:OP1	2.19	0.42

Continued on next page...

Continued from previous page...

Atom-1	Atom-2	Interatomic distance (Å)	Clash overlap (Å)
29:DH:75:LEU:O	29:DH:76:GLU:HB2	2.18	0.42
22:DA:2797:U:O2	22:DA:2797:U:H2'	2.20	0.42
22:DA:646:U:H6	22:DA:646:U:OP2	2.02	0.42
33:DL:21:ARG:CZ	33:DL:21:ARG:HB3	2.49	0.42
22:DA:1398:C:O2'	22:DA:1399:C:C6	2.72	0.42
22:DA:2290:G:H4'	22:DA:2381:A:O2'	2.20	0.42
22:DA:995:C:O2'	38:DQ:60:TRP:CH2	2.66	0.42
57:DB:57:A:C6	58:DF:25:MET:CG	3.02	0.42
44:DW:18:LYS:CD	44:DW:19:ARG:N	2.72	0.42
44:BW:40:ARG:HD3	44:BW:45:HIS:HE1	1.85	0.42
22:DA:1731:G:N3	22:DA:1733:G:C8	2.87	0.42
22:BA:1655:A:H5'	25:BD:118:PHE:CD2	2.54	0.42
1:AA:1054:C:H5''	1:AA:1196:A:O2'	2.19	0.42
22:DA:1068:G:H2'	22:DA:1069:A:C8	2.54	0.42
5:CE:79:THR:HA	5:CE:121:ASN:ND2	2.35	0.42
53:CA:1221:G:N2	53:CA:1222:G:H1'	2.34	0.42
53:CA:1319:A:H2'	53:CA:1320:C:OP2	2.19	0.42
19:CS:40:PHE:CB	19:CS:41:PRO:CD	2.96	0.42
53:CA:23:C:H5	53:CA:561:U:O4	2.03	0.42
30:BI:49:GLU:HG2	30:BI:50:LYS:H	1.83	0.42
22:DA:637:A:P	33:DL:112:LEU:HD22	2.60	0.42
22:DA:233:A:N6	22:DA:428:A:H61	2.17	0.42
22:DA:750:A:H2'	22:DA:750:A:N3	2.34	0.42
33:BL:109:LYS:HA	33:BL:126:ARG:O	2.19	0.42
6:CF:3:HIS:O	6:CF:4:TYR:CD1	2.72	0.42
26:BE:120:VAL:HA	26:BE:188:MET:O	2.20	0.42
22:DA:2756:U:H5''	52:D4:19:ARG:HA	2.01	0.42
22:DA:2746:U:C5'	28:DG:137:LYS:HG2	2.49	0.42
24:BC:12:ARG:HG2	24:BC:12:ARG:NH1	2.31	0.42
4:CD:150:LYS:HD3	4:CD:150:LYS:HA	1.69	0.42
22:DA:595:C:O5'	22:DA:595:C:H6	2.02	0.42
1:AA:1241:G:N2	1:AA:1242:G:C4	2.87	0.42
22:BA:544:C:H2'	22:BA:544:C:O2	2.19	0.42
14:AN:45:LEU:O	14:AN:45:LEU:HG	2.19	0.42
24:DC:69:ASN:O	24:DC:70:LYS:C	2.56	0.42
22:DA:590:A:OP1	26:DE:90:GLN:NE2	2.52	0.42
22:DA:856:G:O4'	44:DW:23:LYS:HB3	2.20	0.42
22:DA:920:A:C6	22:DA:921:C:C4	3.07	0.42
14:AN:22:LYS:O	14:AN:25:GLU:HG2	2.19	0.42
24:DC:140:VAL:HG23	24:DC:141:HIS:N	2.35	0.42
2:CB:164:ASP:OD2	2:CB:203:ASP:HB2	2.19	0.42

Continued on next page...

Continued from previous page...

Atom-1	Atom-2	Interatomic distance (Å)	Clash overlap (Å)
2:CB:185:ILE:CG2	2:CB:199:ILE:HG13	2.47	0.42
2:CB:202:ASN:HB3	2:CB:203:ASP:H	1.72	0.42
4:CD:32:LYS:CB	4:CD:35:GLN:OE1	2.67	0.42
36:BO:66:GLY:O	36:BO:67:ASN:HB3	2.19	0.42
22:DA:959:A:C6	22:DA:960:A:C6	3.07	0.42
28:BG:68:ARG:O	28:BG:68:ARG:HD2	2.20	0.42
40:BS:18:ARG:HG2	40:BS:76:VAL:HG13	2.01	0.42
15:CO:62:ARG:HH22	15:CO:88:ARG:NH2	2.16	0.42
32:BK:2:ILE:HD12	32:BK:2:ILE:N	2.34	0.42
35:BN:76:VAL:O	35:BN:79:LEU:O	2.38	0.42
3:AC:13:ILE:O	3:AC:15:LYS:N	2.51	0.42
35:BN:20:MET:HG3	35:BN:21:PHE:N	2.34	0.42
27:BF:43:ILE:HG22	27:BF:82:TYR:CD1	2.54	0.42
27:BF:71:LYS:HA	27:BF:80:GLN:HG2	2.01	0.42
53:CA:1033:G:O2'	53:CA:1034:G:H5''	2.19	0.42
22:DA:64:A:O2'	41:DT:69:ARG:HG2	2.19	0.42
22:DA:1363:C:H2'	22:DA:1364:G:C8	2.55	0.42
22:DA:42:A:C2	22:DA:438:G:C2	3.08	0.42
47:BZ:12:ALA:HA	47:BZ:15:ARG:HD3	2.02	0.42
57:DB:44:G:H3'	58:DF:91:ARG:HE	1.83	0.42
49:D1:51:ALA:O	49:D1:52:LYS:CB	2.65	0.42
53:CA:1382:C:H4'	54:CG:78:ARG:HH21	1.85	0.42
26:BE:196:VAL:O	26:BE:197:GLU:C	2.57	0.42
20:CT:72:ALA:C	20:CT:74:HIS:H	2.22	0.42
26:DE:3:LEU:HD11	26:DE:113:VAL:HG21	2.00	0.42
22:DA:1571:A:H2'	22:DA:1572:A:C8	2.54	0.42
3:AC:179:ALA:HB1	3:AC:202:PHE:CE1	2.52	0.42
4:AD:166:LYS:HZ3	4:AD:166:LYS:HB3	1.84	0.42
40:BS:66:ILE:HD13	40:BS:67:ASP:N	2.34	0.42
1:AA:723:U:C5'	21:AU:48:LYS:HG2	2.50	0.42
53:CA:947:G:P	55:CM:106:ARG:HG3	2.60	0.42
22:DA:2880:C:C1'	35:DN:93:GLY:H	2.31	0.42
46:BY:22:LEU:O	46:BY:23:ARG:O	2.36	0.42
1:AA:1248:A:H2	9:AI:71:ILE:HD11	1.85	0.42
22:DA:2825:G:H2'	22:DA:2826:A:O4'	2.19	0.42
22:DA:2788:C:O2'	22:DA:2809:A:N3	2.34	0.42
53:CA:637:C:H2'	53:CA:638:U:C6	2.55	0.42
22:BA:618:G:O6	22:BA:619:G:C2	2.72	0.42
3:AC:41:TYR:CZ	3:AC:89:VAL:HG21	2.54	0.42
22:DA:270:A:C2'	22:DA:271:G:OP1	2.66	0.42
22:DA:861:A:H2'	22:DA:862:G:O4'	2.20	0.42

Continued on next page...

Continued from previous page...

Atom-1	Atom-2	Interatomic distance (Å)	Clash overlap (Å)
22:BA:1705:A:C5	22:BA:1706:C:N4	2.87	0.42
22:DA:2810:A:H2'	22:DA:2811:G:O4'	2.19	0.42
32:BK:66:LYS:HA	32:BK:79:PHE:O	2.19	0.42
22:DA:2697:G:H2'	22:DA:2698:U:O4'	2.20	0.42
1:AA:191:G:C4	1:AA:192:A:C8	3.07	0.42
22:DA:219:A:N6	22:DA:220:G:N1	2.67	0.42
56:CP:19:VAL:CG1	56:CP:37:GLY:HA3	2.49	0.42
14:AN:62:ARG:O	14:AN:63:CYS:C	2.58	0.42
53:CA:885:G:C2	53:CA:886:G:C8	3.07	0.42
22:DA:2109:U:C2'	22:DA:2110:G:OP1	2.67	0.42
28:BG:39:ALA:HB1	28:BG:57:TYR:CG	2.54	0.42
33:DL:108:ALA:HB3	33:DL:125:LEU:HD22	2.01	0.42
22:DA:843:G:C6	22:DA:844:A:N6	2.88	0.42
46:DY:59:GLU:C	46:DY:61:ALA:H	2.23	0.42
48:D0:17:SER:OG	48:D0:18:HIS:HD2	2.02	0.42
24:BC:39:SER:C	24:BC:41:GLY:H	2.22	0.42
22:BA:324:A:H2'	22:BA:325:G:O4'	2.18	0.42
17:CQ:12:VAL:HG22	17:CQ:12:VAL:O	2.20	0.42
49:B1:21:THR:HG23	49:B1:21:THR:O	2.18	0.42
11:CK:22:ILE:HG22	11:CK:22:ILE:O	2.19	0.42
40:BS:103:ILE:HD12	40:BS:103:ILE:N	2.34	0.42
45:BX:28:PHE:N	45:BX:28:PHE:CD1	2.87	0.42
15:CO:32:THR:O	15:CO:33:ALA:C	2.58	0.42
53:CA:120:A:O5'	53:CA:120:A:C8	2.73	0.42
22:BA:1000:A:C6	22:BA:1001:A:C6	3.08	0.42
38:BQ:63:ARG:CZ	38:BQ:96:ASP:CA	2.94	0.42
38:BQ:90:ASP:O	38:BQ:91:ARG:O	2.36	0.42
22:DA:1330:C:O2'	22:DA:1331:G:H8	2.02	0.42
22:DA:1608:A:O3'	22:DA:1609:A:H3'	2.20	0.42
22:DA:450:G:N1	22:DA:454:A:OP2	2.45	0.42
1:AA:960:U:O2'	1:AA:1223:C:H5'	2.19	0.42
31:DJ:4:PHE:CD2	38:DQ:99:VAL:HG11	2.55	0.42
31:DJ:4:PHE:HB3	38:DQ:63:ARG:NH2	2.32	0.42
6:AF:39:LEU:O	6:AF:40:GLU:HG2	2.20	0.42
22:DA:128:C:C2'	22:DA:129:C:C6	2.96	0.42
25:BD:184:ARG:HE	37:BP:6:GLN:HE22	1.68	0.42
39:DR:49:ILE:CG2	39:DR:54:VAL:N	2.82	0.42
22:DA:1565:C:C3'	24:DC:17:LYS:HE2	2.29	0.42
22:DA:1789:A:OP2	24:DC:220:ARG:NH1	2.48	0.42
51:B3:31:ILE:C	51:B3:31:ILE:HD12	2.39	0.42
2:CB:92:ASN:OD1	2:CB:93:HIS:ND1	2.52	0.42

Continued on next page...

Continued from previous page...

Atom-1	Atom-2	Interatomic distance (Å)	Clash overlap (Å)
35:DN:47:VAL:C	35:DN:50:PRO:HD2	2.39	0.42
53:CA:409:U:C4	53:CA:410:G:C5	3.08	0.42
22:DA:1936:A:C2	22:DA:1943:U:C5	3.08	0.42
1:AA:586:C:O2'	8:AH:3:GLN:NE2	2.50	0.42
22:DA:191:A:C2	22:DA:192:C:C2	3.08	0.42
58:DF:65:LEU:CD2	58:DF:65:LEU:H	2.30	0.42
22:BA:1965:C:C4	22:BA:1966:A:C5	3.08	0.42
22:DA:623:C:H2'	22:DA:624:C:C6	2.54	0.42
48:D0:6:LYS:HA	48:D0:7:PRO:HD3	1.94	0.42
22:DA:1266:G:O2'	22:DA:2012:G:O6	2.29	0.42
26:DE:118:LEU:HD11	26:DE:188:MET:HE2	2.01	0.42
22:DA:2748:A:N1	22:DA:2757:A:N7	2.68	0.42
32:DK:69:VAL:O	32:DK:76:VAL:HG13	2.19	0.42
31:DJ:73:VAL:HB	31:DJ:75:TYR:CE2	2.55	0.42
53:CA:815:A:H4'	53:CA:817:C:C4	2.55	0.42
22:BA:782:A:H5'	22:BA:783:A:C2	2.54	0.42
1:AA:95:C:C6	1:AA:95:C:H5"	2.55	0.42
43:BV:51:GLN:HE22	43:BV:79:ARG:HH12	1.68	0.42
31:DJ:35:ARG:HA	31:DJ:40:HIS:HD2	1.84	0.42
17:CQ:22:VAL:HG21	17:CQ:58:VAL:HG21	2.01	0.42
22:BA:301:G:H1'	22:BA:302:C:O5'	2.19	0.42
1:AA:1348:U:O2'	1:AA:1349:A:C5'	2.67	0.42
1:AA:1410:A:H2'	1:AA:1411:C:C6	2.53	0.42
53:CA:1006:G:H2'	53:CA:1006:G:N3	2.34	0.42
22:DA:2449:U:H3'	62:DA:3668:HOH:O	2.19	0.42
22:DA:982:C:O2	22:DA:982:C:O5'	2.36	0.42
58:DF:105:ILE:C	58:DF:108:PRO:HD2	2.40	0.42
53:CA:737:C:OP1	6:CF:91:ARG:HB3	2.19	0.42
3:CC:130:ARG:O	3:CC:133:MET:HG2	2.20	0.42
21:AU:39:LYS:N	21:AU:40:PRO:CD	2.82	0.42
32:BK:6:THR:HG22	32:BK:8:LEU:HD22	2.01	0.42
8:CH:29:SER:OG	8:CH:32:LYS:CB	2.67	0.42
22:DA:914:G:O2'	22:DA:915:C:O5'	2.30	0.42
24:BC:199:HIS:C	24:BC:201:LEU:N	2.73	0.42
22:BA:960:A:C8	22:BA:962:G:C8	3.08	0.42
8:CH:17:GLN:CD	8:CH:69:ALA:HB1	2.39	0.42
1:AA:927:G:N2	1:AA:1391:U:H1'	2.34	0.42
53:CA:97:G:C5	53:CA:98:A:H1'	2.54	0.42
22:DA:845:A:C2	22:DA:847:U:C6	3.07	0.42
22:DA:847:U:H5'	22:DA:848:C:OP2	2.20	0.42
22:BA:1937:A:H5"	62:BA:3461:HOH:O	2.19	0.42

Continued on next page...

Continued from previous page...

Atom-1	Atom-2	Interatomic distance (Å)	Clash overlap (Å)
30:DI:27:LEU:HD13	30:DI:32:VAL:HG11	2.02	0.42
53:CA:770:C:C2'	53:CA:771:G:H5'	2.49	0.42
1:AA:1280:A:O4'	10:AJ:43:PRO:HG3	2.19	0.42
22:DA:1343:G:N2	22:DA:1344:U:C2	2.88	0.42
22:DA:1190:G:O2'	22:DA:1191:G:H5'	2.19	0.42
41:BT:61:LEU:HA	62:BT:101:HOH:O	2.19	0.42
20:CT:30:PHE:HE2	20:CT:52:GLU:CG	2.30	0.42
22:DA:459:U:C5	22:DA:469:G:N2	2.88	0.42
43:DV:4:ILE:HD11	43:DV:50:MET:CE	2.50	0.42
41:BT:19:LYS:HE2	41:BT:19:LYS:HB3	1.80	0.42
22:BA:2062:A:N6	60:BA:3135:TEL:H553	2.34	0.42
25:DD:187:LEU:HD12	25:DD:188:LEU:H	1.85	0.42
22:DA:2718:G:O2'	37:DP:95:LYS:HG3	2.20	0.42
6:AF:52:ASN:O	6:AF:53:LYS:CB	2.67	0.42
6:AF:53:LYS:HG3	6:AF:54:LEU:N	2.34	0.42
3:AC:137:VAL:HG11	3:AC:169:GLU:HB3	2.01	0.42
22:DA:2733:A:C5	25:DD:208:LYS:NZ	2.82	0.42
1:AA:1272:G:C5	1:AA:1273:C:C4	3.08	0.42
22:BA:2230:G:C5	22:BA:2231:U:C5	3.07	0.42
22:BA:1774:C:H6	22:BA:1774:C:O5'	2.03	0.42
34:BM:78:LEU:HD23	34:BM:78:LEU:C	2.39	0.42
22:BA:1262:A:C6	22:BA:1263:U:C4	3.07	0.42
22:DA:370:G:C6	22:DA:424:G:N7	2.87	0.42
22:BA:534:U:H2'	22:BA:535:G:H8	1.85	0.42
16:AP:57:ILE:O	16:AP:61:VAL:HG23	2.20	0.42
22:DA:188:G:C2'	22:DA:189:G:H5'	2.49	0.42
1:AA:191:G:H2'	1:AA:192:A:C8	2.54	0.42
22:DA:146:A:C6	22:DA:147:C:C4	3.08	0.42
25:BD:53:GLY:HA3	25:BD:77:ARG:HB2	2.01	0.42
11:AK:47:GLY:HA3	11:AK:52:ARG:HH11	1.84	0.42
22:BA:415:A:H2'	22:BA:416:U:H6	1.85	0.42
14:AN:63:CYS:HB2	14:AN:79:SER:OG	2.20	0.42
44:BW:64:GLY:HA3	44:BW:82:GLU:O	2.19	0.42
22:BA:735:A:H3'	22:BA:736:C:H6	1.85	0.42
3:CC:17:TRP:CD1	14:CN:90:GLY:HA2	2.55	0.42
10:AJ:6:ILE:HD11	10:AJ:79:PRO:CA	2.49	0.42
53:CA:55:A:C6	53:CA:56:U:C2	3.08	0.42
10:CJ:87:LEU:HD22	10:CJ:87:LEU:HA	1.89	0.42
53:CA:623:C:H6	53:CA:623:C:O5'	2.03	0.42
22:DA:2093:G:N2	22:DA:2198:A:N6	2.65	0.42
21:CU:18:PHE:HA	21:CU:21:SER:HB3	2.01	0.42

Continued on next page...

Continued from previous page...

Atom-1	Atom-2	Interatomic distance (Å)	Clash overlap (Å)
22:BA:996:A:H4'	38:BQ:91:ARG:HD2	2.01	0.42
22:DA:1398:C:O2'	22:DA:1399:C:H6	2.03	0.42
22:BA:902:C:N3	22:BA:903:C:N4	2.60	0.42
22:DA:2333:A:C1'	22:DA:2335:A:C8	3.03	0.42
22:BA:923:G:C1'	44:BW:23:LYS:HE2	2.49	0.42
44:BW:23:LYS:CD	44:BW:24:ARG:N	2.81	0.42
25:DD:19:GLY:HA2	37:DP:78:PRO:HG2	2.02	0.42
10:CJ:44:THR:HG23	10:CJ:70:HIS:CE1	2.55	0.42
22:DA:246:C:H4'	22:DA:385:C:O2'	2.19	0.42
9:CI:51:LEU:C	9:CI:53:LEU:N	2.71	0.42
24:DC:166:ARG:HB2	24:DC:171:VAL:CG2	2.45	0.42
22:DA:1054:A:N3	22:DA:1055:G:H1'	2.35	0.42
22:DA:1087:G:C4	22:DA:1089:A:N3	2.88	0.42
39:BR:39:LEU:C	39:BR:49:ILE:HG23	2.40	0.42
11:AK:125:LYS:O	11:AK:126:ARG:CB	2.68	0.42
53:CA:1320:C:N4	19:CS:36:ARG:HG3	2.34	0.42
22:DA:481:G:H1'	22:DA:506:G:N2	2.34	0.42
53:CA:558:G:H2'	53:CA:559:A:H2	1.84	0.42
53:CA:1047:G:N2	53:CA:1213:A:C2	2.87	0.42
22:BA:31:C:O3'	22:BA:1238:G:C5'	2.53	0.42
26:DE:131:THR:HG22	26:DE:161:ALA:N	2.33	0.42
53:CA:1297:G:O2'	54:CG:113:LYS:HE3	2.19	0.42
22:DA:996:A:C5	22:DA:1160:G:N2	2.88	0.42
58:DF:65:LEU:HD11	58:DF:87:LYS:NZ	2.35	0.42
22:DA:622:G:H2'	22:DA:623:C:C6	2.54	0.42
22:DA:1661:G:H2'	22:DA:1662:U:H6	1.84	0.42
41:DT:29:THR:CA	41:DT:87:LEU:HB2	2.50	0.42
17:AQ:13:SER:O	17:AQ:16:MET:HE2	2.20	0.42
53:CA:237:G:C6	53:CA:238:A:C5	3.07	0.42
22:BA:2195:U:O2'	22:BA:2196:C:H5'	2.19	0.42
1:AA:1145:A:C2'	1:AA:1146:A:OP2	2.67	0.42
1:AA:1227:A:O2'	1:AA:1228:C:O5'	2.37	0.42
34:DM:33:LEU:CD2	34:DM:128:THR:HB	2.50	0.42
32:BK:99:ILE:HG22	32:BK:119:ALA:HA	2.02	0.42
22:DA:2055:C:H2'	22:DA:2504:U:H4'	2.01	0.42
6:AF:51:ILE:HD11	6:AF:86:ARG:HG3	2.02	0.42
1:AA:77:A:H8	1:AA:77:A:OP2	2.02	0.42
53:CA:1343:G:H1'	9:CI:122:ARG:NH1	2.35	0.42
7:AG:78:ARG:HA	7:AG:82:SER:O	2.19	0.42
22:BA:480:A:C2'	22:BA:481:G:OP1	2.67	0.42
1:AA:91:U:H2'	1:AA:92:U:H1'	2.00	0.42

Continued on next page...

Continued from previous page...

Atom-1	Atom-2	Interatomic distance (Å)	Clash overlap (Å)
53:CA:756:C:C2'	53:CA:757:U:H5'	2.50	0.42
53:CA:1026:G:H22	53:CA:1036:A:H61	1.65	0.42
12:CL:2:THR:CB	12:CL:5:GLN:HB2	2.47	0.42
40:BS:42:LYS:O	40:BS:42:LYS:HD3	2.19	0.42
38:DQ:10:ARG:HB2	38:DQ:10:ARG:NH1	2.34	0.42
32:BK:40:LYS:HG3	32:BK:41:ILE:N	2.35	0.42
8:CH:11:THR:HG22	8:CH:14:ARG:NH2	2.35	0.42
53:CA:1074:G:C4'	2:CB:102:ASN:HB2	2.46	0.42
22:BA:875:G:H2'	22:BA:876:C:H5'	2.00	0.42
22:BA:2506:U:OP2	22:BA:2576:G:N1	2.47	0.42
8:AH:9:MET:HG3	8:AH:26:MET:SD	2.60	0.42
53:CA:71:A:C5	53:CA:100:G:C4	3.08	0.42
31:DJ:57:LEU:HG	31:DJ:128:ASN:N	2.29	0.42
37:BP:33:GLU:CB	37:BP:38:ARG:HH11	2.32	0.42
1:AA:1157:A:H4'	1:AA:1158:C:H5''	2.02	0.42
1:AA:1157:A:C6	1:AA:1180:A:C6	3.07	0.42
1:AA:114:U:H2'	1:AA:115:G:C8	2.55	0.42
22:DA:1343:G:N7	22:DA:1597:A:N6	2.68	0.42
42:DU:39:ASN:O	42:DU:40:LEU:C	2.58	0.42
50:D2:22:MET:HA	50:D2:28:ARG:HB2	2.02	0.42
53:CA:1430:A:N6	53:CA:1431:A:C2	2.87	0.42
22:BA:400:G:O6	45:BX:56:ARG:NH1	2.53	0.42
22:BA:2567:G:H2'	22:BA:2568:U:H6	1.85	0.42
28:DG:10:VAL:HB	28:DG:14:VAL:HG11	2.00	0.42
22:BA:1607:C:H4'	22:BA:1608:A:C8	2.55	0.42
22:BA:1799:G:OP1	24:BC:257:ARG:HG2	2.20	0.42
28:DG:28:LYS:H	28:DG:79:THR:HG22	1.84	0.42
47:DZ:23:LEU:HD21	47:DZ:53:MET:CE	2.50	0.42
19:CS:59:VAL:HB	19:CS:73:PHE:HD2	1.85	0.42
22:BA:2650:U:O2'	22:BA:2651:C:H5'	2.20	0.42
1:AA:300:A:H2'	1:AA:301:G:O4'	2.19	0.42
8:CH:104:SER:HA	8:CH:109:VAL:HG22	2.01	0.42
17:AQ:30:HIS:ND1	17:AQ:31:PRO:HD2	2.35	0.42
1:AA:376:G:H2'	1:AA:377:G:H8	1.84	0.42
53:CA:860:A:H2'	53:CA:861:G:O4'	2.19	0.42
22:BA:2551:C:H2'	22:BA:2552:U:C6	2.54	0.42
2:AB:148:GLY:CA	2:AB:151:LYS:HE3	2.50	0.42
22:BA:2786:U:H2'	22:BA:2787:C:C6	2.52	0.42
13:AM:89:ARG:NH1	13:AM:94:LEU:HB3	2.34	0.42
37:DP:28:LYS:HZ2	37:DP:82:SER:HB2	1.85	0.42
22:BA:1206:G:C5	22:BA:1207:C:C5	3.07	0.42

Continued on next page...

Continued from previous page...

Atom-1	Atom-2	Interatomic distance (Å)	Clash overlap (Å)
22:DA:758:C:O2	22:DA:758:C:H2'	2.19	0.42
16:AP:10:GLY:HA3	16:AP:15:PRO:C	2.40	0.42
22:BA:1347:A:C2'	22:BA:1348:C:H5'	2.50	0.42
17:CQ:60:ILE:HG12	17:CQ:60:ILE:O	2.19	0.42
22:BA:149:A:C4	22:BA:150:U:C5	3.08	0.42
22:DA:756:A:H2'	22:DA:757:G:O4'	2.20	0.42
22:BA:1419:A:C5	22:BA:1421:G:C5	3.06	0.42
22:BA:1421:G:C2	22:BA:1422:G:N7	2.88	0.42
20:CT:61:ALA:O	20:CT:67:HIS:HA	2.19	0.42
1:AA:488:C:O2'	1:AA:489:C:H5'	2.19	0.42
27:BF:27:VAL:O	27:BF:27:VAL:HG13	2.19	0.42
28:BG:93:TYR:O	28:BG:94:ARG:O	2.37	0.42
22:BA:1717:A:C2	22:BA:1718:G:H1'	2.54	0.42
8:CH:38:VAL:HA	8:CH:41:GLU:CG	2.50	0.42
22:BA:435:C:H2'	22:BA:436:C:C5'	2.50	0.42
1:AA:420:U:C2'	1:AA:421:U:H5''	2.49	0.42
58:DF:3:LEU:O	58:DF:6:TYR:HB3	2.19	0.42
24:BC:254:LYS:HE3	24:BC:254:LYS:HB3	1.67	0.42
34:BM:96:ILE:HG13	34:BM:96:ILE:O	2.19	0.42
22:BA:802:A:C2	22:BA:803:U:C2	3.08	0.42
3:AC:86:LEU:O	3:AC:87:ARG:C	2.58	0.42
1:AA:471:U:H2'	1:AA:472:U:O4'	2.20	0.42
49:B1:18:HIS:HE1	49:B1:20:TYR:CE2	2.37	0.42
54:CG:105:GLU:O	54:CG:109:LYS:HD3	2.20	0.42
22:DA:2646:C:H2'	22:DA:2647:U:O4'	2.20	0.42
1:AA:1402:C:H2'	1:AA:1403:C:O4'	2.19	0.42
57:DB:21:G:H2'	57:DB:22:U:O4'	2.18	0.42
22:DA:2028:U:H2'	22:DA:2029:G:C8	2.55	0.42
50:D2:18:PHE:O	50:D2:21:ARG:N	2.53	0.42
54:CG:55:LYS:H	54:CG:55:LYS:HD2	1.84	0.42
3:AC:106:ARG:HG2	3:AC:106:ARG:O	2.20	0.42
4:AD:54:LEU:C	4:AD:54:LEU:CD2	2.88	0.42
32:DK:31:ARG:HG3	32:DK:31:ARG:HH11	1.84	0.42
1:AA:1254:A:OP1	10:AJ:47:GLU:HG2	2.20	0.42
1:AA:999:C:H2'	1:AA:1000:A:C8	2.55	0.42
22:DA:1310:G:N2	22:DA:1605:C:C2	2.88	0.42
22:DA:1340:U:C2	22:DA:1603:A:O4'	2.73	0.42
22:DA:241:A:O3'	51:D3:2:LYS:NZ	2.52	0.42
44:BW:18:LYS:CG	44:BW:19:ARG:H	2.25	0.42
44:BW:45:HIS:HB2	44:BW:50:VAL:HG13	2.00	0.42
22:DA:119:A:C4'	22:DA:120:U:OP1	2.67	0.42

Continued on next page...

Continued from previous page...

Atom-1	Atom-2	Interatomic distance (Å)	Clash overlap (Å)
37:BP:5:LYS:HD2	37:BP:5:LYS:HA	1.87	0.42
22:BA:1075:C:N4	22:BA:1076:C:N4	2.68	0.42
22:DA:82:U:H5''	22:DA:296:U:H5''	2.02	0.42
22:DA:1817:G:C2'	22:DA:1818:U:H5'	2.47	0.42
22:DA:1071:G:C8	22:DA:1071:G:OP1	2.73	0.42
22:DA:1236:G:O2'	22:DA:1237:A:H8	2.02	0.42
41:DT:9:LYS:CG	41:DT:9:LYS:O	2.68	0.42
15:AO:25:GLU:HG3	15:AO:69:LEU:HD11	2.02	0.42
53:CA:242:G:C6	53:CA:245:U:O4	2.73	0.42
5:CE:103:GLY:HA3	5:CE:120:HIS:O	2.20	0.42
40:DS:8:ARG:HB3	40:DS:102:HIS:CE1	2.54	0.42
22:DA:1203:U:H2'	22:DA:1204:A:C2	2.55	0.42
22:DA:1131:G:N7	22:DA:2025:C:H4'	2.35	0.42
22:DA:1667:G:P	32:DK:6:THR:HA	2.60	0.42
2:CB:115:ASP:O	2:CB:119:GLN:HB2	2.19	0.42
26:BE:145:ASP:HA	26:BE:166:LYS:O	2.18	0.42
28:DG:138:GLN:HG2	28:DG:138:GLN:O	2.20	0.42
22:DA:2060:A:C8	26:DE:63:LYS:NZ	2.86	0.42
22:DA:593:U:H2'	22:DA:594:U:H6	1.75	0.42
22:DA:1168:G:C6	22:DA:1182:G:C6	3.08	0.42
22:DA:456:C:HO2'	41:DT:73:ARG:HG3	1.82	0.42
24:BC:16:VAL:N	24:BC:203:VAL:HG11	2.33	0.42
53:CA:251:G:C4'	53:CA:252:U:O5'	2.66	0.42
34:DM:17:ASN:C	34:DM:18:ARG:HG2	2.39	0.42
34:DM:71:LYS:HB3	34:DM:93:VAL:O	2.19	0.42
22:BA:2152:G:O2'	22:BA:2153:C:H5'	2.19	0.42
1:AA:266:G:H4'	1:AA:267:C:OP1	2.18	0.42
49:B1:5:ARG:HG2	49:B1:23:THR:HB	2.02	0.42
4:AD:97:LEU:HD22	4:AD:117:VAL:HG11	2.02	0.42
1:AA:405:U:OP1	1:AA:406:G:O2'	2.27	0.42
28:DG:116:LEU:HD13	28:DG:120:ILE:O	2.19	0.42
26:BE:146:VAL:H	26:BE:167:VAL:HG23	1.85	0.42
19:AS:39:ILE:HD11	19:AS:70:LEU:HD23	2.02	0.42
10:CJ:65:TYR:HB3	14:CN:95:LEU:CD1	2.50	0.42
22:BA:1871:A:O2'	22:BA:1872:A:N9	2.53	0.42
53:CA:1265:C:C4	53:CA:1266:G:N7	2.88	0.42
22:DA:2897:U:H2'	22:DA:2898:U:O4'	2.18	0.42
22:DA:1491:G:N2	22:DA:1492:G:C4	2.88	0.42
30:BI:123:ALA:C	30:BI:125:THR:N	2.72	0.42
8:CH:11:THR:HG23	8:CH:14:ARG:HH22	1.84	0.42
53:CA:1303:C:O2	53:CA:1303:C:C2'	2.67	0.42

Continued on next page...

Continued from previous page...

Atom-1	Atom-2	Interatomic distance (Å)	Clash overlap (Å)
22:BA:1858:A:C8	22:BA:1885:A:C6	3.08	0.42
29:BH:42:LYS:HG2	29:BH:43:ASN:ND2	2.34	0.42
22:DA:1838:C:H4'	22:DA:1839:G:N7	2.34	0.42
37:BP:33:GLU:OE2	37:BP:38:ARG:NH1	2.52	0.42
35:DN:33:ILE:HD13	35:DN:118:ARG:HH21	1.85	0.42
22:BA:976:G:OP2	62:BA:3578:HOH:O	2.22	0.42
19:CS:52:ASN:C	19:CS:52:ASN:HD22	2.22	0.42
22:DA:2886:A:H62	48:D0:39:ARG:HD3	1.85	0.42
1:AA:323:U:H4'	20:AT:16:ALA:HB3	2.02	0.42
22:BA:1847:A:C4'	22:BA:1848:A:OP2	2.65	0.42
1:AA:223:A:H2'	1:AA:224:U:C6	2.55	0.42
4:CD:203:TYR:C	4:CD:205:LYS:H	2.23	0.42
4:CD:49:ASP:O	4:CD:53:GLN:HG3	2.19	0.42
22:BA:1392:A:N6	22:BA:1393:A:N6	2.67	0.42
7:AG:69:ARG:HG3	7:AG:95:ARG:CG	2.48	0.42
22:BA:2681:C:C2	22:BA:2724:U:O4	2.72	0.42
22:DA:711:G:C2	22:DA:721:A:C2	3.08	0.42
22:BA:1071:G:C4	22:BA:1089:A:C6	3.08	0.42
5:CE:88:HIS:CE1	5:CE:89:THR:HG23	2.55	0.42
22:BA:2414:G:O2'	22:BA:2415:G:H5'	2.20	0.42
48:D0:47:TYR:CE2	48:D0:52:LYS:HG3	2.54	0.42
22:BA:839:U:H2'	22:BA:840:C:C6	2.55	0.42
30:BI:111:THR:O	30:BI:113:ALA:N	2.47	0.42
22:BA:1310:G:H3'	22:BA:1311:G:C8	2.54	0.42
39:BR:87:GLN:HG2	39:BR:88:GLY:N	2.35	0.42
3:CC:5:HIS:CE1	3:CC:7:ASN:HB3	2.54	0.42
1:AA:874:G:C6	1:AA:875:U:C4	3.07	0.42
53:CA:607:A:H2'	53:CA:608:A:C8	2.55	0.42
22:DA:2108:A:C8	22:DA:2108:A:OP2	2.73	0.42
22:BA:966:G:C6	22:BA:967:U:C4	3.08	0.42
53:CA:178:C:C4	53:CA:179:A:N7	2.88	0.42
22:BA:225:C:H2'	22:BA:226:A:O4'	2.19	0.42
22:DA:706:A:H2'	22:DA:707:G:O4'	2.19	0.42
5:CE:149:PRO:HG3	8:CH:98:LEU:HD21	2.00	0.42
22:BA:2614:A:O4'	48:B0:1:ALA:HB3	2.19	0.42
11:CK:35:ASP:OD1	11:CK:39:ASN:HB3	2.20	0.42
53:CA:384:G:H2'	53:CA:385:C:C6	2.54	0.42
15:AO:2:LEU:O	15:AO:3:SER:C	2.58	0.42
33:BL:4:ASN:HD22	33:BL:4:ASN:H	1.67	0.42
31:BJ:5:THR:O	31:BJ:5:THR:HG22	2.19	0.42
53:CA:401:C:O2'	53:CA:402:G:H5'	2.19	0.42

Continued on next page...

Continued from previous page...

Atom-1	Atom-2	Interatomic distance (Å)	Clash overlap (Å)
36:DO:12:THR:HG23	36:DO:16:ARG:HH11	1.85	0.42
25:BD:3:GLY:C	25:BD:82:PHE:CE1	2.92	0.42
22:BA:1430:G:H2'	22:BA:1431:A:O4'	2.19	0.42
22:DA:1400:U:C2'	22:DA:1401:G:O4'	2.67	0.42
22:DA:1608:A:C4	22:DA:1611:C:N4	2.87	0.42
22:DA:1612:C:O2'	22:DA:1613:G:O5'	2.37	0.42
22:DA:33:C:O2	22:DA:454:A:C2	2.73	0.42
4:CD:191:SER:O	4:CD:192:ALA:CB	2.67	0.42
22:DA:244:A:C2	22:DA:255:A:C4	3.07	0.42
22:DA:858:G:C6	22:DA:2268:A:C6	3.08	0.42
44:BW:16:GLU:HB2	44:BW:17:ALA:H	1.47	0.42
22:BA:2336:A:N6	44:BW:40:ARG:HB3	2.34	0.42
22:DA:121:G:N2	22:DA:131:A:C4	2.88	0.42
53:CA:1143:G:H2'	53:CA:1144:G:H8	1.85	0.42
53:CA:1144:G:N2	53:CA:1146:A:H62	2.12	0.42
22:DA:1438:U:C2'	22:DA:1439:A:H5'	2.50	0.42
37:DP:19:PHE:O	37:DP:23:ASP:OD1	2.38	0.42
1:AA:254:G:OP1	17:AQ:68:LYS:O	2.38	0.42
51:B3:31:ILE:CG1	51:B3:34:LYS:HD2	2.50	0.42
10:CJ:8:ILE:HG13	10:CJ:8:ILE:O	2.19	0.42
5:AE:80:LEU:HD12	5:AE:146:MET:SD	2.60	0.42
38:BQ:82:LEU:O	38:BQ:85:ALA:HB3	2.19	0.42
11:AK:124:LYS:NZ	21:AU:33:ARG:HH21	2.17	0.42
11:AK:125:LYS:C	21:AU:33:ARG:NH2	2.73	0.42
53:CA:66:A:C6	53:CA:67:C:N4	2.88	0.42
53:CA:1271:A:C6	53:CA:1272:G:C6	3.07	0.42
53:CA:21:G:H2'	53:CA:22:G:C8	2.55	0.42
53:CA:995:C:O2'	53:CA:996:A:C5'	2.68	0.42
57:DB:42:C:H2'	57:DB:43:C:H6	1.76	0.42
33:DL:79:LEU:HD12	33:DL:112:LEU:HA	2.01	0.42
12:AL:73:LEU:HD11	12:AL:79:ILE:CG2	2.49	0.42
22:DA:747:U:H2'	22:DA:2613:U:O4	2.20	0.42
22:DA:1998:A:OP2	25:DD:141:ARG:NH2	2.53	0.42
22:DA:1666:G:H4'	32:DK:6:THR:HG23	2.01	0.42
2:AB:67:LEU:O	2:AB:160:LEU:HD12	2.19	0.42
22:DA:818:G:N7	22:DA:1187:G:C6	2.88	0.42
4:AD:191:SER:O	4:AD:192:ALA:CB	2.67	0.42
9:AI:60:LEU:H	9:AI:60:LEU:HD23	1.85	0.42
26:DE:60:TRP:CE3	26:DE:62:GLN:HB2	2.55	0.42
22:DA:593:U:H2'	22:DA:594:U:C5	2.53	0.42
1:AA:76:G:N1	1:AA:95:C:N4	2.67	0.42

Continued on next page...

Continued from previous page...

Atom-1	Atom-2	Interatomic distance (Å)	Clash overlap (Å)
27:BF:137:PHE:HA	27:BF:138:PRO:HD3	1.89	0.42
1:AA:1307:U:H2'	1:AA:1308:U:C6	2.54	0.42
24:BC:184:GLU:O	24:BC:185:ALA:HB3	2.20	0.42
43:BV:10:LYS:HZ3	43:BV:10:LYS:HB2	1.84	0.42
29:BH:5:LEU:HD11	29:BH:19:VAL:HG11	2.02	0.42
24:BC:70:LYS:NZ	24:BC:99:GLU:OE1	2.42	0.42
21:CU:35:GLU:CG	21:CU:36:PHE:N	2.82	0.42
53:CA:1191:A:H5''	3:CC:3:LYS:HE3	2.02	0.42
22:DA:696:G:C2	22:DA:767:U:O2	2.73	0.42
24:BC:198:GLU:O	24:BC:199:HIS:C	2.58	0.42
4:CD:138:PRO:C	4:CD:140:ASP:H	2.23	0.42
34:BM:68:PHE:O	34:BM:69:PRO:O	2.38	0.42
24:DC:77:VAL:HG21	24:DC:110:LYS:O	2.20	0.42
9:CI:71:ILE:HD12	9:CI:72:SER:N	2.28	0.42
31:BJ:56:VAL:CG1	31:BJ:57:LEU:N	2.82	0.42
27:BF:40:GLY:C	27:BF:84:ILE:HD11	2.40	0.42
31:DJ:80:HIS:O	31:DJ:81:ILE:O	2.38	0.42
22:DA:845:A:C2	22:DA:847:U:N1	2.88	0.42
1:AA:1452:C:H2'	1:AA:1452:C:OP2	2.20	0.42
40:DS:70:LYS:O	40:DS:72:THR:N	2.52	0.42
37:BP:95:LYS:HG2	37:BP:97:TYR:CZ	2.53	0.42
48:D0:39:ARG:O	48:D0:40:HIS:HB2	2.20	0.42
29:DH:71:LYS:N	29:DH:71:LYS:CD	2.82	0.42
1:AA:1250:A:O3'	9:AI:68:GLY:HA2	2.20	0.42
4:CD:202:LEU:HD23	4:CD:203:TYR:CD2	2.55	0.42
1:AA:1371:G:OP2	9:AI:12:LYS:HD3	2.20	0.42
57:DB:52:A:N6	36:DO:33:ARG:NE	2.67	0.42
25:DD:4:LEU:HB3	25:DD:32:ASN:HD21	1.84	0.42
2:AB:212:TYR:HA	2:AB:215:ALA:HB3	2.01	0.42
22:DA:1675:C:N3	25:DD:133:THR:HG21	2.35	0.42
22:DA:1993:U:H2'	22:DA:1994:C:O4'	2.19	0.42
53:CA:484:G:H4'	53:CA:485:U:OP1	2.13	0.42
22:DA:1769:U:O2'	22:DA:1958:C:OP1	2.38	0.42
7:AG:21:LEU:HD23	7:AG:24:LYS:HD2	2.02	0.42
34:DM:136:MET:OXT	34:DM:136:MET:HG2	2.20	0.42
22:DA:709:U:O2'	22:DA:710:U:H5'	2.20	0.42
29:DH:4:ILE:HG12	29:DH:18:GLN:HB2	2.01	0.42
22:DA:832:U:P	33:DL:38:GLN:H	2.43	0.42
22:DA:1627:G:C2	22:DA:1628:G:C8	3.07	0.42
22:BA:523:C:O2'	22:BA:524:G:H5'	2.20	0.42
22:BA:523:C:O2	22:BA:554:U:O2'	2.32	0.42

Continued on next page...

Continued from previous page...

Atom-1	Atom-2	Interatomic distance (Å)	Clash overlap (Å)
22:BA:1773:A:C2'	22:BA:1774:C:H5'	2.50	0.42
22:DA:825:A:C2	22:DA:826:U:C2	3.08	0.42
20:CT:42:ASP:O	20:CT:43:LYS:C	2.58	0.42
12:CL:6:LEU:O	12:CL:8:ARG:N	2.41	0.42
22:DA:765:C:H2'	22:DA:766:U:C6	2.54	0.42
1:AA:767:A:H2'	1:AA:768:A:C8	2.55	0.42
22:DA:270:A:N1	22:DA:369:U:O2'	2.36	0.42
22:DA:2506:U:C3'	22:DA:2506:U:C6	3.03	0.42
22:BA:2698:U:H2'	22:BA:2699:C:H6	1.85	0.42
22:BA:1315:C:OP2	62:BA:3752:HOH:O	2.22	0.42
7:AG:128:GLU:O	7:AG:129:ASN:C	2.57	0.42
7:AG:130:LYS:N	7:AG:134:VAL:HG21	2.35	0.42
1:AA:437:U:H4'	4:AD:153:ARG:NH2	2.35	0.42
22:BA:851:C:O2'	22:BA:852:U:H5'	2.20	0.42
1:AA:1113:C:H2'	1:AA:1114:C:H6	1.85	0.42
1:AA:1097:C:H2'	1:AA:1098:C:C6	2.55	0.42
22:DA:980:A:C4	22:DA:1136:G:O4'	2.73	0.42
43:BV:1:MET:HG3	43:BV:2:PHE:N	2.34	0.42
43:BV:30:ILE:HA	43:BV:91:PHE:O	2.19	0.42
39:DR:7:SER:HB2	39:DR:22:LEU:HB2	2.02	0.42
22:BA:2040:G:H2'	22:BA:2041:U:O4'	2.18	0.42
22:BA:1572:A:O2'	22:BA:1573:G:H5'	2.19	0.42
22:BA:116:C:H2'	22:BA:117:G:O4'	2.19	0.42
22:BA:1417:C:H2'	22:BA:1418:G:O4'	2.20	0.42
22:BA:2807:U:O5'	22:BA:2807:U:H6	2.03	0.42
11:CK:12:ARG:HD3	11:CK:12:ARG:N	2.34	0.42
2:AB:84:LEU:HG	2:AB:84:LEU:O	2.19	0.42
24:DC:45:ASN:C	24:DC:47:ARG:H	2.23	0.42
53:CA:1158:C:C2'	53:CA:1158:C:O2	2.68	0.42
22:BA:996:A:O2'	38:BQ:91:ARG:CG	2.68	0.42
33:BL:94:THR:CG2	33:BL:95:LEU:N	2.83	0.42
53:CA:1142:G:O2'	53:CA:1143:G:O4'	2.22	0.42
53:CA:1146:A:C2	53:CA:1147:C:C2	3.08	0.42
53:CA:1150:A:H1'	53:CA:1280:A:N6	2.35	0.42
32:BK:18:ARG:HD2	32:BK:18:ARG:HA	1.82	0.42
22:DA:432:A:O5'	22:DA:432:A:H8	2.01	0.42
22:DA:2259:U:C6	22:DA:2427:C:C4	3.08	0.42
22:DA:2259:U:H2'	22:DA:2260:C:C6	2.54	0.42
22:DA:1075:C:O2'	22:DA:1076:C:H5'	2.19	0.42
22:BA:2389:G:H5''	22:BA:2390:U:H5'	2.01	0.42
53:CA:78:A:H2'	53:CA:79:G:H8	1.79	0.42

Continued on next page...

Continued from previous page...

Atom-1	Atom-2	Interatomic distance (Å)	Clash overlap (Å)
53:CA:91:U:C4	53:CA:92:U:C4	3.07	0.42
46:DY:44:LYS:HZ2	46:DY:48:ARG:NE	2.18	0.42
2:AB:40:ILE:HG13	2:AB:41:ASN:H	1.84	0.42
5:AE:113:VAL:HG21	5:AE:140:ILE:CD1	2.49	0.42
8:CH:102:VAL:CG2	8:CH:125:ILE:HD12	2.47	0.42
22:DA:2321:U:OP2	22:DA:2322:A:OP2	2.38	0.42
38:BQ:111:LYS:NZ	39:BR:50:GLY:HA2	2.35	0.42
22:DA:60:G:O2'	22:DA:61:C:O5'	2.36	0.42
22:DA:1038:G:C2	22:DA:1039:A:C5	3.07	0.42
1:AA:747:A:C6	1:AA:748:G:C6	3.08	0.42
53:CA:1328:C:OP1	55:CM:27:THR:HG21	2.20	0.42
53:CA:1050:G:N1	53:CA:1209:C:C2	2.88	0.42
3:CC:190:THR:HG22	3:CC:191:THR:N	2.25	0.42
22:BA:30:G:C5	22:BA:31:C:C4	3.08	0.42
26:DE:134:LEU:HA	26:DE:137:LYS:HB2	2.01	0.42
53:CA:1241:G:C2	53:CA:1242:G:C5	3.08	0.42
52:B4:9:LYS:HB2	52:B4:9:LYS:HE2	1.86	0.42
11:CK:18:GLY:O	11:CK:81:LEU:HA	2.20	0.42
35:DN:72:ASP:O	35:DN:75:ILE:HG13	2.20	0.42
53:CA:1168:U:H2'	53:CA:1168:U:O2	2.20	0.42
3:AC:133:MET:HB3	3:AC:150:VAL:HG21	2.02	0.42
4:CD:115:GLN:NE2	4:CD:153:ARG:HH22	2.18	0.42
4:CD:176:LYS:CG	4:CD:178:GLU:HB2	2.46	0.42
30:DI:54:ILE:HG23	30:DI:70:THR:HG21	2.02	0.42
1:AA:1229:A:N6	13:AM:103:THR:CG2	2.82	0.42
24:DC:93:VAL:HG13	24:DC:94:LEU:N	2.34	0.42
53:CA:1346:A:C4	53:CA:1348:U:O4	2.73	0.42
53:CA:1453:G:H2'	53:CA:1454:G:O4'	2.20	0.42
2:AB:17:HIS:CE1	2:AB:202:ASN:HD21	2.37	0.42
6:AF:47:LEU:HB3	18:AR:65:SER:OG	2.19	0.42
32:BK:88:ASN:ND2	32:BK:90:ASN:H	2.18	0.42
22:BA:1324:G:C4	22:BA:1328:A:N6	2.87	0.42
24:BC:104:LEU:HB3	24:BC:105:ALA:H	1.67	0.42
53:CA:1003:G:N3	53:CA:1005:A:OP1	2.53	0.42
30:BI:56:VAL:CG2	30:BI:57:VAL:N	2.83	0.42
30:BI:58:ILE:HG22	30:BI:60:VAL:CG2	2.50	0.42
55:CM:17:ALA:HB3	55:CM:18:LEU:HD12	2.02	0.42
17:CQ:30:HIS:CD2	17:CQ:31:PRO:HD2	2.55	0.42
22:BA:1714:U:H5'	22:BA:1715:G:H5'	2.02	0.42
8:CH:11:THR:HG22	8:CH:14:ARG:CZ	2.50	0.42
53:CA:510:A:C5'	53:CA:511:C:OP2	2.64	0.42

Continued on next page...

Continued from previous page...

Atom-1	Atom-2	Interatomic distance (Å)	Clash overlap (Å)
45:BX:51:SER:O	45:BX:52:ALA:C	2.57	0.42
22:DA:1282:U:H2'	22:DA:1283:G:O4'	2.20	0.42
8:AH:25:THR:O	8:AH:26:MET:HB3	2.19	0.42
8:CH:23:ALA:HA	8:CH:62:LEU:HD23	2.01	0.42
22:DA:1259:G:H2'	22:DA:1260:A:O4'	2.20	0.42
22:BA:2307:G:N2	22:BA:2311:A:C8	2.87	0.42
22:DA:1631:G:H1'	22:DA:1635:A:N6	2.35	0.42
53:CA:296:U:N3	53:CA:297:G:C5	2.88	0.42
22:DA:1343:G:H2'	22:DA:1344:U:C5	2.54	0.42
39:DR:24:LYS:HA	39:DR:94:THR:CG2	2.49	0.42
11:AK:76:TYR:H	11:AK:76:TYR:HD1	1.68	0.42
22:DA:1570:A:C6	22:DA:1571:A:N1	2.87	0.42
25:DD:179:ARG:H	25:DD:188:LEU:HB2	1.85	0.42
22:BA:1797:G:C6	22:BA:1798:U:C4	3.08	0.42
32:DK:59:LYS:HG2	32:DK:89:ASN:HA	2.01	0.42
22:DA:2849:U:O4	22:DA:2867:G:C8	2.72	0.42
17:CQ:37:ILE:HG13	17:CQ:38:LYS:O	2.19	0.42
1:AA:863:U:H2'	1:AA:865:A:OP2	2.20	0.42
1:AA:1143:G:H2'	1:AA:1144:G:H8	1.85	0.42
23:BB:46:A:C4	23:BB:47:C:C6	3.07	0.42
52:B4:25:VAL:O	52:B4:26:ILE:HD13	2.19	0.42
22:DA:2185:U:H6	22:DA:2185:U:O5'	2.03	0.42
13:AM:13:HIS:CG	13:AM:41:ASP:HB2	2.55	0.42
22:DA:2293:G:H2'	22:DA:2294:G:O4'	2.20	0.42
15:CO:2:LEU:HD13	15:CO:34:GLN:HE21	1.84	0.42
10:AJ:20:GLN:O	10:AJ:24:GLU:HG3	2.20	0.42
22:DA:2744:G:C6	22:DA:2761:A:C6	3.06	0.42
49:D1:34:GLU:HG3	49:D1:49:LYS:CB	2.49	0.42
22:BA:1301:A:N3	22:BA:1301:A:H2'	2.35	0.42
22:BA:2544:G:H2'	22:BA:2545:G:O4'	2.19	0.42
1:AA:1030:U:OP2	1:AA:1031:C:O2	2.38	0.42
22:BA:2667:C:H2'	22:BA:2668:G:H5'	2.01	0.42
22:DA:545:U:H2'	22:DA:547:A:H5'	2.01	0.42
22:DA:2603:G:H2'	22:DA:2604:U:O4'	2.20	0.42
20:AT:55:PRO:O	20:AT:59:ARG:CB	2.68	0.42
8:CH:38:VAL:O	8:CH:38:VAL:HG12	2.19	0.42
22:BA:368:A:H2'	22:BA:369:U:H5'	2.02	0.42
12:AL:82:ARG:HG3	12:AL:82:ARG:O	2.20	0.42
1:AA:1107:C:C4	1:AA:1108:G:C8	3.07	0.42
18:CR:25:ILE:HA	18:CR:28:LEU:HB2	2.02	0.42
1:AA:290:C:O2'	1:AA:291:U:H5'	2.20	0.42

Continued on next page...

Continued from previous page...

Atom-1	Atom-2	Interatomic distance (Å)	Clash overlap (Å)
22:BA:942:G:C2'	22:BA:943:A:H5'	2.50	0.42
53:CA:386:C:C2'	53:CA:387:U:H5'	2.49	0.42
22:DA:462:C:C2'	22:DA:463:G:H5'	2.49	0.42
39:DR:5:PHE:HB3	39:DR:59:ILE:HD12	2.02	0.42
22:DA:651:G:C6	22:DA:652:U:C4	3.08	0.42
53:CA:688:G:C4	53:CA:700:G:C2	3.08	0.42
53:CA:117:G:H2'	53:CA:118:U:O4'	2.20	0.42
22:BA:1979:U:C2'	22:BA:1980:G:H5'	2.50	0.42
1:AA:1237:C:H6	1:AA:1237:C:O5'	2.03	0.42
1:AA:803:G:C6	1:AA:804:U:N3	2.88	0.42
22:BA:2731:G:O2'	22:BA:2732:G:H5'	2.19	0.42
22:DA:779:U:OP1	24:DC:48:ILE:HG13	2.20	0.42
22:BA:1808:A:O2'	45:BX:2:ARG:NH1	2.53	0.42
22:DA:1394:U:C4	22:DA:1395:A:C6	3.07	0.42
44:DW:18:LYS:H	44:DW:36:ILE:CG1	2.27	0.42
44:BW:8:SER:O	44:BW:9:THR:CB	2.67	0.42
44:BW:23:LYS:CG	44:BW:24:ARG:N	2.80	0.42
22:DA:1551:A:N3	22:DA:1552:A:H8	2.18	0.42
53:CA:1250:A:C6	53:CA:1251:A:C5	3.08	0.42
24:DC:183:VAL:HG22	24:DC:184:GLU:N	2.34	0.42
22:DA:1210:G:C4'	22:DA:1211:C:O5'	2.64	0.42
38:BQ:81:GLY:O	38:BQ:85:ALA:N	2.40	0.42
39:BR:59:ILE:HG23	39:BR:101:ILE:HD13	2.01	0.42
46:DY:25:GLN:O	46:DY:29:ARG:HD3	2.20	0.42
21:AU:9:GLU:CB	21:AU:10:PRO:HD3	2.50	0.42
22:BA:670:A:H4'	22:BA:671:C:O5'	2.19	0.42
14:CN:68:ARG:HG3	14:CN:69:PRO:CD	2.46	0.42
4:CD:29:THR:C	4:CD:30:LYS:HZ2	2.22	0.42
53:CA:559:A:H4'	53:CA:560:A:O5'	2.20	0.42
22:DA:310:A:C2	22:DA:330:A:C5	3.08	0.42
22:DA:2305:U:H4'	58:DF:132:ARG:CG	2.50	0.42
58:DF:35:LEU:O	58:DF:87:LYS:HA	2.19	0.42
22:DA:235:U:C4	22:DA:236:C:C5	3.07	0.42
12:AL:33:CYS:CA	12:AL:54:VAL:HA	2.35	0.42
22:BA:2592:G:C6	22:BA:2593:U:C4	3.08	0.42
22:DA:1265:A:C5	22:DA:1267:U:N3	2.88	0.42
22:BA:946:C:H2'	22:BA:947:A:H8	1.85	0.42
6:CF:3:HIS:CG	6:CF:92:THR:HG23	2.55	0.42
9:AI:51:LEU:CB	9:AI:56:MET:HG2	2.39	0.42
56:CP:75:ILE:HG22	56:CP:80:LYS:HD2	2.02	0.42
2:AB:116:LEU:HB3	2:AB:140:LEU:HG	2.02	0.42

Continued on next page...

Continued from previous page...

Atom-1	Atom-2	Interatomic distance (Å)	Clash overlap (Å)
17:CQ:68:LYS:HG2	17:CQ:69:THR:HG23	2.02	0.42
53:CA:1346:A:N6	54:CG:9:ARG:HH12	2.18	0.42
27:BF:133:GLU:H	27:BF:150:GLY:HA2	1.83	0.42
1:AA:1306:A:C2'	1:AA:1307:U:H5'	2.49	0.42
53:CA:495:A:N1	53:CA:496:A:N6	2.68	0.42
53:CA:1434:A:H2'	53:CA:1435:G:O4'	2.20	0.42
43:DV:56:PHE:C	43:DV:58:SER:N	2.73	0.42
24:DC:141:HIS:HB3	24:DC:142:ASN:H	1.63	0.42
2:CB:49:PHE:HB3	2:CB:199:ILE:HG21	2.01	0.42
23:BB:35:C:H2'	23:BB:36:C:O4'	2.20	0.42
53:CA:1002:G:C6	53:CA:1003:G:C6	3.07	0.42
28:BG:59:ASP:O	28:BG:60:GLY:O	2.37	0.42
11:AK:121:ARG:NH2	21:AU:35:GLU:HG3	2.34	0.42
9:AI:41:GLU:HB3	9:AI:42:THR:H	1.57	0.42
29:BH:54:LEU:N	29:BH:57:LYS:HB3	2.34	0.42
24:BC:202:ARG:H	24:BC:202:ARG:HG3	1.68	0.42
53:CA:1073:U:H2'	53:CA:1074:G:C8	2.52	0.42
16:AP:20:VAL:HG21	16:AP:32:PHE:CB	2.50	0.42
1:AA:257:G:H2'	1:AA:258:G:H8	1.85	0.42
41:DT:5:GLU:OE2	46:DY:18:LEU:HD21	2.20	0.42
22:BA:2571:U:O2'	25:BD:151:THR:CG2	2.67	0.42
53:CA:1387:G:C6	53:CA:1388:C:C4	3.07	0.42
22:DA:1590:A:C6	22:DA:1591:A:N6	2.88	0.42
53:CA:352:C:H5''	53:CA:352:C:H6	1.84	0.42
22:BA:2307:G:H22	22:BA:2311:A:H2'	1.85	0.42
6:AF:68:GLN:HA	6:AF:71:ILE:CG2	2.49	0.42
18:CR:39:VAL:HA	18:CR:40:PRO:HD3	1.94	0.42
22:DA:2407:A:C2	22:DA:2408:U:N3	2.88	0.42
19:AS:33:TRP:CD1	19:AS:51:HIS:CG	3.08	0.42
51:D3:18:LYS:HG3	51:D3:19:GLY:N	2.35	0.42
58:DF:45:ASP:OD2	58:DF:47:LYS:HB2	2.20	0.42
12:CL:70:GLY:C	12:CL:98:ARG:HH22	2.20	0.42
3:AC:35:ASP:C	3:AC:37:LYS:H	2.22	0.42
22:DA:452:G:OP1	26:DE:53:THR:HG23	2.20	0.42
1:AA:1072:G:C5	1:AA:1073:U:C4	3.08	0.42
34:BM:21:ALA:CA	34:BM:97:GLN:HG2	2.47	0.42
41:BT:18:GLU:O	41:BT:19:LYS:C	2.57	0.42
60:BA:3135:TEL:H30	60:BA:3135:TEL:H242	1.85	0.42
24:BC:164:VAL:O	24:BC:165:ALA:HB2	2.20	0.42
14:AN:50:LEU:O	14:AN:52:ARG:N	2.53	0.42
53:CA:1284:C:H3'	53:CA:1285:A:H5''	2.02	0.42

Continued on next page...

Continued from previous page...

Atom-1	Atom-2	Interatomic distance (Å)	Clash overlap (Å)
54:CG:148:LYS:HB2	54:CG:148:LYS:HZ3	1.85	0.42
3:CC:187:GLU:HB3	3:CC:188:ALA:H	1.62	0.42
22:DA:2592:G:C6	22:DA:2593:U:C4	3.08	0.42
19:CS:11:ASP:H	19:CS:14:LEU:HD21	1.84	0.42
53:CA:749:A:C2	53:CA:750:C:C2	3.07	0.42
22:BA:988:A:P	47:BZ:11:SER:CB	3.08	0.42
22:BA:245:G:H2'	22:BA:246:C:C6	2.54	0.42
1:AA:674:G:H4'	18:AR:69:TYR:CE1	2.54	0.42
22:BA:2333:A:H5'	22:BA:2335:A:H1'	2.02	0.42
2:AB:138:ARG:HG3	2:AB:139:GLU:N	2.35	0.42
22:BA:2667:C:H2'	22:BA:2668:G:O4'	2.20	0.42
22:BA:1498:C:O2'	22:BA:1499:C:O5'	2.38	0.42
24:DC:30:ALA:N	24:DC:31:PRO:CD	2.83	0.42
22:BA:328:U:H2'	22:BA:329:G:OP1	2.20	0.42
22:DA:1529:G:O6	22:DA:1543:G:C2	2.73	0.42
5:AE:77:ASN:CG	5:AE:78:GLY:H	2.23	0.42
6:AF:11:HIS:HD2	6:AF:12:PRO:CD	2.32	0.42
14:AN:86:ALA:O	14:AN:91:GLU:HB2	2.20	0.42
53:CA:201:G:H2'	53:CA:202:G:C8	2.55	0.42
1:AA:1426:G:O2'	1:AA:1427:C:H5'	2.19	0.42
22:DA:599:A:N3	22:DA:659:G:C2	2.88	0.42
36:DO:39:VAL:HB	36:DO:49:VAL:H	1.85	0.42
22:DA:1462:C:H1'	22:DA:2702:G:H21	1.84	0.42
58:DF:4:HIS:CE1	58:DF:96:TRP:CH2	3.08	0.42
42:DU:85:ARG:NE	42:DU:85:ARG:HA	2.35	0.42
22:DA:135:U:H2'	22:DA:136:G:C8	2.54	0.42
28:BG:39:ALA:HB1	28:BG:57:TYR:HB3	2.02	0.42
22:BA:1626:A:O2'	22:BA:1627:G:OP2	2.31	0.42
22:DA:2525:G:C2	22:DA:2539:C:C2	3.08	0.42
2:AB:179:GLY:O	2:AB:180:ILE:HD13	2.19	0.42
36:BO:70:ALA:O	36:BO:73:ALA:HB3	2.20	0.42
22:DA:19:A:C2	22:DA:522:A:C2	3.07	0.42
22:BA:2771:C:H2'	22:BA:2772:C:C6	2.55	0.42
56:CP:77:GLU:C	56:CP:79:ASN:H	2.22	0.42
22:DA:2397:G:O2'	22:DA:2398:U:H5'	2.20	0.42
52:D4:9:LYS:HD3	52:D4:9:LYS:O	2.20	0.42
41:DT:53:VAL:HG21	41:DT:92:ASN:HD22	1.84	0.42
55:CM:5:GLY:C	55:CM:6:ILE:HG13	2.40	0.42
22:BA:2095:A:C6	22:BA:2096:C:C4	3.08	0.42
22:BA:252:G:N2	22:BA:253:C:H1'	2.35	0.42
21:CU:19:LYS:HA	21:CU:19:LYS:HD3	1.91	0.41

Continued on next page...

Continued from previous page...

Atom-1	Atom-2	Interatomic distance (Å)	Clash overlap (Å)
26:DE:46:GLN:HB3	26:DE:86:ALA:CB	2.50	0.41
57:DB:110:C:H2'	57:DB:111:U:C6	2.53	0.41
22:DA:1008:A:H8	22:DA:1008:A:OP1	2.03	0.41
6:AF:18:VAL:HG11	6:AF:58:HIS:CD2	2.55	0.41
22:DA:116:C:N4	22:DA:117:G:C6	2.88	0.41
22:DA:489:G:C2'	22:DA:491:G:H8	2.33	0.41
22:DA:301:G:C4	22:DA:302:C:C4	3.08	0.41
39:DR:27:ILE:CG2	39:DR:28:ALA:N	2.73	0.41
24:DC:52:HIS:HB3	24:DC:216:ARG:O	2.20	0.41
22:DA:1081:U:O2'	22:DA:1082:U:H5'	2.20	0.41
22:DA:1070:A:C5	22:DA:1097:U:H4'	2.55	0.41
22:DA:75:G:O2'	22:DA:76:C:O5'	2.38	0.41
1:AA:486:U:C5'	1:AA:486:U:C6	2.87	0.41
5:AE:112:ALA:O	5:AE:114:LEU:N	2.52	0.41
15:AO:68:TYR:O	15:AO:69:LEU:C	2.58	0.41
22:BA:587:C:C6	22:BA:671:C:H1'	2.55	0.41
33:BL:29:LYS:HG2	33:BL:30:THR:CG2	2.49	0.41
53:CA:1366:C:O2'	53:CA:1367:C:O5'	2.38	0.41
19:CS:5:LYS:HE3	19:CS:6:LYS:H	1.83	0.41
53:CA:704:A:O2'	53:CA:705:G:O4'	2.37	0.41
28:DG:157:LYS:C	28:DG:159:LYS:N	2.73	0.41
22:DA:2841:C:H2'	22:DA:2842:G:H8	1.85	0.41
41:DT:18:GLU:HA	41:DT:22:THR:HG21	2.02	0.41
38:DQ:89:ILE:O	38:DQ:91:ARG:N	2.53	0.41
58:DF:65:LEU:HD11	58:DF:87:LYS:HZ1	1.85	0.41
22:DA:1999:C:H5''	22:DA:2723:C:O2'	2.20	0.41
25:DD:168:GLU:HB2	25:DD:169:ARG:H	1.63	0.41
35:DN:2:ARG:HD2	35:DN:2:ARG:O	2.20	0.41
2:AB:185:ILE:CG1	2:AB:185:ILE:O	2.68	0.41
53:CA:1172:C:C2'	53:CA:1173:U:H5'	2.50	0.41
53:CA:1308:U:OP1	55:CM:95:PRO:HB3	2.19	0.41
17:AQ:13:SER:O	17:AQ:16:MET:SD	2.78	0.41
22:BA:2680:U:OP2	25:BD:114:LYS:NZ	2.52	0.41
53:CA:1458:G:O2'	20:CT:22:SER:HB2	2.18	0.41
54:CG:41:ILE:HG22	54:CG:41:ILE:O	2.20	0.41
34:DM:41:LEU:HB3	34:DM:46:ILE:HG23	2.02	0.41
26:DE:90:GLN:HG3	26:DE:92:HIS:CE1	2.55	0.41
7:AG:107:ALA:CA	7:AG:122:GLU:HG3	2.50	0.41
22:BA:2748:A:H1'	28:BG:66:THR:CG2	2.49	0.41
22:BA:2636:C:HO2'	25:BD:45:TYR:HH	1.60	0.41
29:BH:8:LYS:C	29:BH:13:GLY:HA3	2.41	0.41

Continued on next page...

Continued from previous page...

Atom-1	Atom-2	Interatomic distance (Å)	Clash overlap (Å)
53:CA:757:U:OP1	53:CA:822:U:O2'	2.27	0.41
41:BT:4:GLU:CD	41:BT:5:GLU:N	2.73	0.41
22:BA:2749:A:OP1	28:BG:3:VAL:HG12	2.20	0.41
3:CC:152:VAL:HA	3:CC:197:VAL:HG22	2.00	0.41
3:CC:76:ILE:HG12	3:CC:83:VAL:HG11	2.02	0.41
53:CA:1072:G:H2'	53:CA:1073:U:O4'	2.19	0.41
45:BX:53:LYS:O	45:BX:57:VAL:HG23	2.20	0.41
15:AO:50:HIS:O	15:AO:53:ARG:HB3	2.20	0.41
22:DA:538:A:C2	22:DA:556:A:C4	3.08	0.41
35:BN:16:HIS:O	35:BN:17:ARG:C	2.59	0.41
22:BA:2506:U:O2'	22:BA:2507:C:O5'	2.38	0.41
50:B2:35:ARG:CG	50:B2:42:LEU:HD11	2.46	0.41
22:BA:1105:U:C2'	22:BA:1106:G:H8	2.30	0.41
22:BA:74:A:C4'	22:BA:75:G:O5'	2.61	0.41
22:BA:575:A:OP2	22:BA:2055:C:H5	2.03	0.41
22:BA:2043:C:C4	22:BA:2777:G:C2	3.08	0.41
22:DA:2638:G:H1'	22:DA:2778:A:H61	1.83	0.41
41:BT:61:LEU:HD12	41:BT:61:LEU:O	2.20	0.41
53:CA:1087:G:C6	53:CA:1099:G:C2	3.08	0.41
12:AL:85:ARG:HH21	12:AL:87:LYS:HD2	1.83	0.41
22:BA:2339:C:H2'	22:BA:2340:A:H8	1.80	0.41
12:CL:72:ASN:HD22	12:CL:72:ASN:N	2.13	0.41
53:CA:398:U:H2'	53:CA:399:G:C8	2.54	0.41
25:DD:101:PHE:HD2	25:DD:104:VAL:HG11	1.85	0.41
40:BS:28:LYS:O	40:BS:30:SER:N	2.52	0.41
37:BP:105:LYS:CA	37:BP:108:ARG:HH21	2.31	0.41
22:BA:1172:C:N3	22:BA:1173:U:H1'	2.35	0.41
25:BD:24:VAL:HA	25:BD:191:GLY:N	2.33	0.41
55:CM:111:PRO:HG2	55:CM:113:LYS:CG	2.50	0.41
1:AA:1142:G:H3'	1:AA:1143:G:H8	1.85	0.41
53:CA:415:A:H3'	53:CA:416:G:C8	2.52	0.41
7:AG:92:PRO:C	7:AG:93:VAL:HG22	2.40	0.41
2:AB:100:LEU:HB3	2:AB:174:GLU:HG2	2.01	0.41
22:BA:2517:C:C6	22:BA:2542:A:C5	3.07	0.41
4:AD:196:GLU:C	4:AD:198:LEU:N	2.72	0.41
50:B2:12:ARG:HG3	50:B2:13:ASN:ND2	2.35	0.41
2:AB:32:GLY:HA3	2:AB:39:ILE:H	1.85	0.41
2:CB:221:ARG:C	2:CB:223:GLY:H	2.23	0.41
2:AB:113:LEU:O	2:AB:117:GLU:HG3	2.20	0.41
22:DA:2040:G:C6	22:DA:2041:U:C4	3.08	0.41
22:BA:307:G:N2	22:BA:309:A:H3'	2.34	0.41

Continued on next page...

Continued from previous page...

Atom-1	Atom-2	Interatomic distance (Å)	Clash overlap (Å)
22:BA:149:A:C4	22:BA:150:U:C6	3.08	0.41
49:B1:27:ARG:C	49:B1:29:LYS:H	2.22	0.41
22:DA:263:G:H2'	22:DA:264:C:O4'	2.19	0.41
22:DA:864:G:C6	22:DA:865:C:C4	3.08	0.41
22:BA:687:C:H2'	22:BA:687:C:O2	2.20	0.41
3:AC:153:SER:CB	3:AC:164:THR:HG22	2.49	0.41
4:CD:106:PHE:HD1	4:CD:158:LEU:HD21	1.85	0.41
2:AB:191:ASP:HA	2:AB:192:PRO:HD2	1.88	0.41
53:CA:444:G:O2'	53:CA:445:G:H5'	2.20	0.41
22:DA:584:C:C4	22:DA:585:G:C5	3.07	0.41
4:AD:54:LEU:HD23	4:AD:54:LEU:C	2.41	0.41
22:DA:1222:U:H2'	22:DA:1223:G:C8	2.56	0.41
51:D3:57:VAL:O	51:D3:60:CYS:HB2	2.19	0.41
22:DA:1016:G:C2	22:DA:1147:A:C2	3.07	0.41
1:AA:849:G:N1	1:AA:850:U:C2	2.88	0.41
20:CT:11:ILE:C	20:CT:13:SER:H	2.23	0.41
22:BA:936:A:H2'	22:BA:937:C:C6	2.55	0.41
22:BA:391:A:C6	22:BA:411:G:C2	3.08	0.41
36:BO:16:ARG:HD2	36:BO:19:GLN:NE2	2.35	0.41
30:BI:93:ASN:OD1	30:BI:136:GLY:HA2	2.20	0.41
33:BL:49:GLY:O	33:BL:51:GLU:HG2	2.20	0.41
22:BA:2082:A:H2'	22:BA:2083:G:O4'	2.20	0.41
22:BA:1067:A:H8	22:BA:1067:A:OP2	2.03	0.41
24:BC:96:LYS:HA	24:BC:96:LYS:HD3	1.87	0.41
44:BW:70:VAL:HG13	44:BW:70:VAL:O	2.20	0.41
47:BZ:52:PHE:C	47:BZ:52:PHE:CD2	2.94	0.41
1:AA:142:G:N3	1:AA:142:G:H2'	2.35	0.41
1:AA:528:C:H5'	1:AA:529:G:OP2	2.20	0.41
1:AA:342:C:C2'	1:AA:343:U:H5'	2.50	0.41
32:DK:14:SER:OG	32:DK:51:LYS:N	2.53	0.41
22:BA:986:C:H2'	22:BA:987:C:H6	1.84	0.41
22:DA:1605:C:O2'	22:DA:1610:A:H2'	2.19	0.41
1:AA:1222:G:O6	62:AA:1835:HOH:O	2.21	0.41
31:DJ:119:PHE:C	31:DJ:121:LYS:N	2.74	0.41
27:BF:56:LEU:HA	27:BF:56:LEU:HD23	1.75	0.41
22:DA:2331:G:H2'	22:DA:2332:C:O4'	2.21	0.41
22:BA:2364:C:H4'	44:BW:55:ASP:OD1	2.20	0.41
44:BW:25:PHE:O	44:BW:26:GLY:C	2.57	0.41
44:BW:43:LYS:HD3	44:BW:77:LYS:HB3	2.02	0.41
25:BD:184:ARG:NH1	37:BP:6:GLN:HE22	2.15	0.41
37:BP:4:ILE:C	37:BP:7:LEU:H	2.24	0.41

Continued on next page...

Continued from previous page...

Atom-1	Atom-2	Interatomic distance (Å)	Clash overlap (Å)
53:CA:1136:C:H2'	53:CA:1136:C:H6	1.71	0.41
1:AA:451:A:O4'	1:AA:452:A:C8	2.73	0.41
22:DA:1139:G:C2'	22:DA:1140:C:H5'	2.50	0.41
32:DK:21:CYS:HA	32:DK:41:ILE:CD1	2.47	0.41
4:AD:146:GLU:HB3	4:AD:147:LYS:HZ3	1.82	0.41
22:BA:1734:G:C4	22:BA:1735:A:C8	3.07	0.41
8:AH:65:PHE:HD1	8:AH:65:PHE:HA	1.74	0.41
53:CA:1319:A:H5''	19:CS:4:LEU:CD1	2.50	0.41
4:CD:29:THR:C	4:CD:31:CYS:H	2.21	0.41
39:BR:24:LYS:HE2	39:BR:24:LYS:HB3	1.70	0.41
22:DA:2874:C:H2'	22:DA:2875:C:C6	2.55	0.41
37:DP:4:ILE:O	37:DP:4:ILE:HG22	2.21	0.41
53:CA:22:G:H2'	53:CA:23:C:C6	2.55	0.41
42:DU:20:LYS:HD2	42:DU:38:ILE:CD1	2.50	0.41
22:DA:200:U:O4	22:DA:248:G:C2	2.73	0.41
22:DA:201:C:H6	22:DA:201:C:O5'	2.03	0.41
33:DL:128:THR:HG22	33:DL:129:LYS:N	2.35	0.41
22:DA:581:C:P	38:DQ:32:ARG:HE	2.42	0.41
5:CE:38:VAL:HG12	5:CE:39:GLY:H	1.84	0.41
22:BA:569:U:OP1	22:BA:945:A:O2'	2.24	0.41
6:CF:4:TYR:O	6:CF:63:ASN:HA	2.20	0.41
1:AA:215:C:O2'	1:AA:216:U:H5'	2.20	0.41
22:BA:684:G:OP1	50:B2:21:ARG:NH1	2.53	0.41
27:BF:107:VAL:N	27:BF:108:PRO:HD2	2.36	0.41
22:BA:545:U:C2'	22:BA:546:U:O3'	2.68	0.41
24:BC:225:ASN:O	24:BC:226:PRO:C	2.59	0.41
22:DA:2287:A:C6	22:DA:2289:G:C4	3.08	0.41
24:DC:99:GLU:HG2	24:DC:100:ARG:N	2.34	0.41
1:AA:620:C:N3	4:AD:131:ILE:HG21	2.34	0.41
5:CE:153:ALA:O	5:CE:156:ARG:HG2	2.20	0.41
1:AA:466:A:C3'	1:AA:467:U:H5''	2.50	0.41
53:CA:320:A:C2	53:CA:334:C:N3	2.88	0.41
22:DA:1568:G:N3	24:DC:57:HIS:HE1	2.17	0.41
22:DA:2192:U:H2'	22:DA:2192:U:O2	2.21	0.41
30:BI:78:LEU:HD13	30:BI:108:ILE:CG2	2.46	0.41
32:BK:115:ILE:HG23	32:BK:115:ILE:O	2.19	0.41
53:CA:428:G:C5	53:CA:430:A:C6	3.08	0.41
22:DA:960:A:C2'	22:DA:962:G:H5'	2.48	0.41
41:BT:29:THR:HA	41:BT:86:THR:H	1.84	0.41
28:BG:26:LYS:HB3	28:BG:32:LEU:HA	2.02	0.41
17:AQ:80:LYS:HZ2	17:AQ:80:LYS:N	2.17	0.41

Continued on next page...

Continued from previous page...

Atom-1	Atom-2	Interatomic distance (Å)	Clash overlap (Å)
53:CA:1294:G:C8	53:CA:1294:G:OP2	2.73	0.41
48:D0:12:ARG:HG3	48:D0:15:ARG:NH1	2.29	0.41
22:BA:2840:C:H2'	22:BA:2841:C:H6	1.85	0.41
27:BF:72:SER:HB2	27:BF:80:GLN:N	2.35	0.41
13:AM:10:ASP:O	13:AM:11:HIS:HB2	2.20	0.41
24:BC:108:GLY:C	24:BC:109:LEU:HD22	2.40	0.41
16:AP:19:VAL:HG13	16:AP:37:GLY:O	2.19	0.41
26:BE:83:VAL:HG12	26:BE:83:VAL:O	2.18	0.41
22:DA:41:C:H2'	22:DA:42:A:H8	1.78	0.41
22:BA:143:C:H2'	22:BA:144:A:C8	2.55	0.41
41:BT:69:ARG:HB3	41:BT:70:HIS:H	1.57	0.41
22:DA:1813:G:C2	24:DC:49:THR:HB	2.55	0.41
2:CB:9:LEU:N	2:CB:9:LEU:HD23	2.30	0.41
22:DA:1409:U:H6	22:DA:1409:U:O5'	2.02	0.41
22:DA:1512:C:C4	22:DA:1513:U:C5	3.08	0.41
43:DV:69:GLU:C	43:DV:70:ILE:HD13	2.41	0.41
22:BA:815:C:OP1	39:BR:85:LYS:CE	2.66	0.41
2:AB:165:ALA:CB	2:AB:186:VAL:HG12	2.48	0.41
2:CB:182:VAL:O	2:CB:195:VAL:HG13	2.20	0.41
1:AA:537:G:H5''	12:AL:109:ARG:NH1	2.35	0.41
37:DP:28:LYS:O	37:DP:80:VAL:O	2.38	0.41
41:DT:34:VAL:O	41:DT:35:ALA:HB3	2.21	0.41
22:DA:1525:A:C6	22:DA:1526:C:N3	2.88	0.41
32:DK:16:ALA:HB1	32:DK:45:GLU:HG3	2.03	0.41
2:CB:67:LEU:CG	2:CB:157:PRO:HG3	2.50	0.41
22:BA:753:A:H2'	22:BA:754:U:H6	1.85	0.41
45:DX:44:ARG:HB3	45:DX:44:ARG:NH1	2.35	0.41
11:AK:97:ARG:C	11:AK:99:LEU:H	2.23	0.41
39:DR:93:PHE:CE1	39:DR:95:ASP:OD1	2.73	0.41
37:BP:61:ARG:HG3	37:BP:70:GLU:HG2	2.02	0.41
1:AA:874:G:O2'	1:AA:875:U:H5'	2.20	0.41
53:CA:604:G:C6	53:CA:605:U:N3	2.88	0.41
22:DA:271:G:N2	22:DA:367:G:H1'	2.35	0.41
22:DA:283:G:N2	22:DA:358:U:C2	2.88	0.41
22:DA:864:G:C6	22:DA:865:C:N4	2.87	0.41
22:BA:1684:G:C2	22:BA:1705:A:C2	3.08	0.41
8:CH:75:GLN:O	8:CH:126:CYS:CB	2.68	0.41
58:DF:94:ARG:HA	58:DF:97:GLU:OE2	2.20	0.41
23:BB:110:C:C4	23:BB:111:U:C5	3.08	0.41
22:BA:2140:G:OP2	22:BA:2140:G:H8	2.03	0.41
53:CA:658:C:O2'	53:CA:659:U:H5'	2.20	0.41

Continued on next page...

Continued from previous page...

Atom-1	Atom-2	Interatomic distance (Å)	Clash overlap (Å)
22:BA:226:A:N6	22:BA:227:A:C6	2.87	0.41
22:DA:799:G:C6	22:DA:800:A:C6	3.08	0.41
22:BA:1416:G:O2'	22:BA:1417:C:OP2	2.30	0.41
22:BA:639:U:H2'	22:BA:640:C:C6	2.55	0.41
22:BA:2582:G:C2	22:BA:2583:G:C8	3.08	0.41
1:AA:577:G:C8	1:AA:816:A:C6	3.08	0.41
53:CA:455:G:N2	53:CA:478:A:C2	2.88	0.41
2:AB:156:LEU:HG	2:AB:156:LEU:O	2.20	0.41
6:AF:79:ARG:NE	6:AF:79:ARG:HA	2.35	0.41
1:AA:13:U:C4	1:AA:916:U:O4	2.73	0.41
22:DA:2246:G:H2'	22:DA:2247:A:C8	2.55	0.41
18:AR:31:TYR:O	18:AR:39:VAL:HG23	2.20	0.41
22:DA:2094:A:H2'	22:DA:2095:A:O4'	2.19	0.41
22:BA:1154:G:O5'	22:BA:1154:G:H8	2.03	0.41
22:DA:1394:U:H3'	22:DA:1394:U:C6	2.55	0.41
22:DA:1613:G:C2	22:DA:1617:C:C2	3.09	0.41
45:DX:2:ARG:HH21	45:DX:32:LEU:HD23	1.85	0.41
22:BA:2365:G:O2'	22:BA:2366:A:C8	2.65	0.41
22:BA:1063:G:C6	22:BA:1064:C:C2	3.09	0.41
22:DA:249:C:H3'	22:DA:2394:C:O3'	2.20	0.41
22:DA:2394:C:OP1	33:DL:63:LYS:HG2	2.20	0.41
32:DK:93:GLN:HA	32:DK:94:PRO:HD2	1.87	0.41
22:DA:1791:A:N6	22:DA:1828:G:O2'	2.54	0.41
22:DA:1091:G:O2'	22:DA:1092:C:H5'	2.19	0.41
1:AA:841:C:H1'	2:CB:152:ASP:OD1	2.20	0.41
39:BR:49:ILE:CG2	39:BR:53:PHE:N	2.83	0.41
22:DA:126:A:P	50:D2:19:ARG:HG3	2.60	0.41
22:DA:308:G:H21	22:DA:329:G:H21	1.67	0.41
53:CA:1237:C:OP1	53:CA:1238:A:H1'	2.20	0.41
58:DF:113:PHE:CE2	58:DF:116:LEU:HB2	2.52	0.41
35:DN:35:LYS:HD3	35:DN:112:TYR:CZ	2.55	0.41
22:DA:1654:A:N7	22:DA:2823:A:H1'	2.36	0.41
2:AB:110:ILE:HD12	2:AB:147:LEU:CD1	2.45	0.41
41:DT:55:VAL:HG22	41:DT:56:GLU:N	2.35	0.41
41:DT:58:VAL:HG22	41:DT:59:ASN:N	2.35	0.41
33:BL:55:MET:HA	33:BL:56:PRO:HD3	1.70	0.41
22:BA:558:U:OP1	31:BJ:111:LYS:HE3	2.20	0.41
22:DA:2067:G:C4'	22:DA:2068:U:OP2	2.69	0.41
22:DA:2429:G:N7	33:DL:55:MET:HE3	2.36	0.41
30:DI:11:GLN:OE1	30:DI:74:PRO:HG2	2.21	0.41
22:DA:1048:A:C2	22:DA:1049:C:N3	2.88	0.41

Continued on next page...

Continued from previous page...

Atom-1	Atom-2	Interatomic distance (Å)	Clash overlap (Å)
22:DA:1112:G:O2'	22:DA:1113:U:H5'	2.19	0.41
24:BC:250:GLN:H	24:BC:250:GLN:NE2	2.18	0.41
4:AD:12:ARG:HG2	4:AD:33:ILE:HD12	2.02	0.41
22:DA:2546:U:O4'	22:DA:2565:A:C2	2.73	0.41
33:DL:57:LEU:CA	33:DL:60:ARG:HG3	2.49	0.41
53:CA:134:G:H2'	53:CA:135:C:O4'	2.20	0.41
30:BI:115:ASP:C	30:BI:115:ASP:OD1	2.59	0.41
39:DR:62:GLU:HB2	39:DR:99:THR:CG2	2.50	0.41
1:AA:324:G:N2	1:AA:326:G:H3'	2.34	0.41
9:CI:70:GLY:O	9:CI:73:GLY:N	2.46	0.41
53:CA:71:A:C6	53:CA:100:G:N7	2.88	0.41
53:CA:73:C:H2'	53:CA:74:A:H8	1.85	0.41
58:DF:30:VAL:HG13	58:DF:168:LEU:HD23	2.01	0.41
22:DA:1652:A:H3'	22:DA:1653:G:C8	2.54	0.41
1:AA:132:C:H2'	1:AA:133:U:O4'	2.20	0.41
1:AA:133:U:H1'	1:AA:230:G:N2	2.36	0.41
53:CA:1227:A:O2'	53:CA:1228:C:H5'	2.20	0.41
56:CP:46:LYS:HB2	56:CP:47:GLU:H	1.49	0.41
37:BP:32:VAL:O	37:BP:33:GLU:C	2.59	0.41
36:BO:98:GLN:O	36:BO:103:VAL:HG21	2.20	0.41
1:AA:596:A:H2'	1:AA:597:G:H8	1.85	0.41
1:AA:645:G:H2'	1:AA:646:G:H5'	2.01	0.41
10:AJ:74:VAL:HG12	10:AJ:75:ASP:N	2.35	0.41
12:CL:106:VAL:CG2	12:CL:116:TYR:HB3	2.51	0.41
42:DU:32:LYS:HD2	42:DU:65:GLN:H	1.85	0.41
32:BK:76:VAL:H	37:BP:72:VAL:HG23	1.85	0.41
26:BE:196:VAL:HA	26:BE:199:MET:HB2	2.03	0.41
2:CB:9:LEU:O	2:CB:10:LYS:CB	2.67	0.41
22:BA:2567:G:H2'	22:BA:2568:U:C6	2.55	0.41
22:BA:675:A:C4	22:BA:804:A:C2	3.08	0.41
43:DV:4:ILE:HD11	43:DV:50:MET:HE2	2.03	0.41
1:AA:340:U:O2'	1:AA:341:C:H5'	2.20	0.41
1:AA:723:U:OP1	21:AU:48:LYS:HB2	2.21	0.41
27:BF:113:PHE:CE1	27:BF:116:LEU:HD22	2.54	0.41
16:AP:5:ARG:HA	16:AP:68:SER:HG	1.84	0.41
22:DA:2787:C:O2'	22:DA:2788:C:H5'	2.20	0.41
22:BA:1947:C:H2'	22:BA:1948:G:H8	1.86	0.41
20:AT:11:ILE:HG12	20:AT:12:GLN:N	2.35	0.41
55:CM:69:ARG:HD2	55:CM:69:ARG:N	2.34	0.41
35:DN:82:GLU:O	35:DN:85:PRO:HD2	2.21	0.41
22:BA:1115:G:O2'	22:BA:1116:G:P	2.77	0.41

Continued on next page...

Continued from previous page...

Atom-1	Atom-2	Interatomic distance (Å)	Clash overlap (Å)
19:AS:79:TYR:CD1	19:AS:80:ARG:N	2.89	0.41
56:CP:57:ILE:HD13	56:CP:57:ILE:HA	1.92	0.41
49:D1:42:VAL:HG12	49:D1:42:VAL:O	2.20	0.41
22:BA:1002:G:C2'	22:BA:1003:G:O5'	2.68	0.41
53:CA:115:G:H1'	53:CA:116:A:N7	2.35	0.41
22:DA:219:A:N7	22:DA:220:G:C5	2.88	0.41
22:BA:1614:A:C2	40:BS:93:ALA:HB2	2.56	0.41
22:DA:499:U:O4	22:DA:500:G:C6	2.73	0.41
28:BG:39:ALA:HB1	28:BG:57:TYR:CB	2.49	0.41
10:CJ:10:LEU:HB2	10:CJ:72:ARG:HB2	2.01	0.41
56:CP:39:PHE:HD1	56:CP:50:THR:HG1	1.66	0.41
22:BA:1926:U:H2'	22:BA:1928:A:N7	2.35	0.41
22:BA:1471:G:H2'	22:BA:1472:C:H6	1.84	0.41
22:DA:1576:U:H2'	22:DA:1577:C:C6	2.56	0.41
53:CA:552:U:C2	53:CA:553:A:C8	3.08	0.41
22:DA:62:U:O2	22:DA:62:U:H2'	2.20	0.41
4:CD:56:GLU:HA	4:CD:56:GLU:OE1	2.20	0.41
3:CC:41:TYR:HA	3:CC:41:TYR:HD2	1.76	0.41
1:AA:937:A:N6	1:AA:1345:U:O4	2.53	0.41
22:DA:2093:G:H4'	29:DH:24:GLY:HA3	2.02	0.41
38:BQ:91:ARG:HB2	39:BR:11:GLN:OE1	2.21	0.41
29:BH:33:GLN:HE21	29:BH:33:GLN:HB2	1.75	0.41
57:DB:69:G:H3'	57:DB:70:C:C5	2.55	0.41
31:DJ:44:TYR:HD1	38:DQ:63:ARG:HH21	1.68	0.41
6:AF:18:VAL:N	6:AF:19:PRO:HD2	2.35	0.41
44:DW:25:PHE:CG	44:DW:26:GLY:N	2.87	0.41
44:DW:35:ILE:HB	44:DW:36:ILE:H	1.49	0.41
54:CG:22:LEU:C	54:CG:22:LEU:HD23	2.40	0.41
53:CA:260:G:C5	53:CA:261:U:C5	3.08	0.41
22:DA:295:G:C2	22:DA:296:U:C6	3.08	0.41
41:BT:38:ALA:HB3	41:BT:81:LYS:HE2	2.01	0.41
22:DA:1437:C:C2	22:DA:1438:U:C5	3.08	0.41
22:DA:1816:C:O2'	22:DA:1817:G:OP1	2.38	0.41
22:DA:216:A:C5	22:DA:432:A:C2	3.08	0.41
1:AA:919:A:H8	1:AA:919:A:O5'	2.04	0.41
11:AK:124:LYS:HE2	11:AK:124:LYS:C	2.40	0.41
21:AU:33:ARG:CD	21:AU:34:ARG:HG3	2.51	0.41
22:DA:1274:A:O2'	22:DA:1275:A:C5'	2.63	0.41
53:CA:1218:C:H2'	53:CA:1219:A:H8	1.78	0.41
53:CA:976:G:N2	53:CA:1363:A:N3	2.69	0.41
54:CG:114:SER:O	54:CG:118:ARG:HG3	2.20	0.41

Continued on next page...

Continued from previous page...

Atom-1	Atom-2	Interatomic distance (Å)	Clash overlap (Å)
22:DA:1932:A:C2	22:DA:1933:G:H1'	2.56	0.41
34:BM:6:ARG:HD2	34:BM:8:LYS:NZ	2.34	0.41
22:DA:192:C:N4	22:DA:193:U:O2	2.54	0.41
57:DB:42:C:N4	58:DF:87:LYS:HZ2	2.19	0.41
22:BA:1590:A:C6	22:BA:1591:A:N6	2.88	0.41
22:DA:803:U:C2'	22:DA:804:A:H5'	2.50	0.41
22:DA:1182:G:H2'	22:DA:1183:U:O4'	2.19	0.41
22:DA:1048:A:N6	22:DA:1111:A:C5	2.89	0.41
3:CC:172:VAL:CG1	3:CC:181:ILE:HD13	2.51	0.41
22:BA:359:G:H3'	22:BA:360:U:C6	2.55	0.41
24:DC:93:VAL:HG12	24:DC:101:ARG:N	2.34	0.41
34:DM:73:ILE:HG21	34:DM:91:TYR:CZ	2.56	0.41
12:CL:86:VAL:HG11	12:CL:89:LEU:HD23	2.03	0.41
26:DE:40:ARG:CZ	26:DE:92:HIS:CD2	3.04	0.41
27:BF:134:GLN:C	27:BF:136:ILE:N	2.72	0.41
1:AA:734:G:H2'	1:AA:735:C:C6	2.56	0.41
22:DA:1645:G:H5''	22:DA:1646:C:O5'	2.19	0.41
1:AA:1253:G:N1	1:AA:1285:A:N6	2.68	0.41
13:AM:4:ALA:HB2	13:AM:59:VAL:HG13	2.01	0.41
22:DA:956:G:N3	22:DA:962:G:O6	2.53	0.41
28:BG:3:VAL:HG13	28:BG:4:ALA:N	2.35	0.41
12:CL:5:GLN:HG3	12:CL:9:LYS:HZ1	1.85	0.41
9:CI:11:ARG:NH2	9:CI:108:ARG:HH21	2.18	0.41
28:DG:6:ALA:HA	28:DG:7:PRO:HD3	1.71	0.41
1:AA:35:G:N3	12:AL:114:SER:OG	2.53	0.41
53:CA:1072:G:C2	53:CA:1073:U:C2	3.07	0.41
35:BN:83:LEU:HD11	35:BN:86:ARG:NH2	2.35	0.41
31:BJ:31:GLU:O	31:BJ:32:LEU:C	2.57	0.41
27:BF:84:ILE:CG1	27:BF:84:ILE:O	2.67	0.41
20:AT:57:VAL:O	20:AT:58:ASP:C	2.57	0.41
26:BE:41:GLN:OE1	26:BE:43:THR:HG21	2.21	0.41
22:BA:28:A:C2	22:BA:513:A:C8	3.09	0.41
22:DA:1837:C:O2	22:DA:1927:A:H2	2.03	0.41
1:AA:345:C:C3'	37:BP:33:GLU:OE1	2.68	0.41
11:AK:34:THR:OG1	11:AK:38:GLY:HA2	2.21	0.41
22:DA:1723:G:C2'	22:DA:1724:G:H5'	2.50	0.41
1:AA:116:A:C2'	1:AA:117:G:O5'	2.68	0.41
22:DA:374:A:H2'	22:DA:375:G:O4'	2.21	0.41
42:DU:33:VAL:O	42:DU:34:ILE:CG1	2.69	0.41
19:AS:47:THR:O	19:AS:48:ILE:C	2.59	0.41
2:CB:59:ILE:HD12	2:CB:60:ALA:N	2.35	0.41

Continued on next page...

Continued from previous page...

Atom-1	Atom-2	Interatomic distance (Å)	Clash overlap (Å)
22:BA:2555:U:C5	22:BA:2556:C:N1	2.88	0.41
36:BO:2:ASP:O	36:BO:3:LYS:CB	2.68	0.41
36:BO:2:ASP:OD1	36:BO:3:LYS:HG2	2.20	0.41
53:CA:397:A:H3'	53:CA:397:A:N3	2.36	0.41
22:DA:345:A:H2'	22:DA:346:A:OP2	2.21	0.41
12:AL:88:ASP:O	12:AL:90:PRO:HD3	2.20	0.41
22:DA:662:G:H4'	33:DL:15:ALA:O	2.21	0.41
12:CL:47:ALA:C	12:CL:48:LEU:HD23	2.41	0.41
55:CM:77:LYS:C	55:CM:77:LYS:HD3	2.41	0.41
22:BA:523:C:H5''	22:BA:540:C:O2'	2.21	0.41
1:AA:434:U:H2'	1:AA:435:A:O4'	2.20	0.41
15:AO:80:LEU:O	15:AO:84:LEU:N	2.47	0.41
22:BA:2318:G:C6	22:BA:2319:G:C6	3.08	0.41
39:DR:21:ARG:HB2	39:DR:93:PHE:CD1	2.53	0.41
22:DA:754:U:H2'	22:DA:755:U:C6	2.55	0.41
53:CA:1261:A:N7	53:CA:1274:A:C2	2.88	0.41
22:BA:2847:U:O2'	22:BA:2848:G:H5'	2.21	0.41
1:AA:626:G:H2'	1:AA:627:G:O4'	2.20	0.41
58:DF:97:GLU:HG2	58:DF:97:GLU:O	2.19	0.41
11:CK:19:VAL:HB	11:CK:34:THR:HG23	2.01	0.41
22:BA:2140:G:H2'	22:BA:2141:G:C8	2.55	0.41
1:AA:1470:U:O2'	1:AA:1471:U:H5'	2.19	0.41
2:AB:63:LYS:HD3	2:AB:63:LYS:C	2.41	0.41
22:DA:1831:G:C6	22:DA:1832:C:N4	2.88	0.41
22:BA:1770:G:C5	22:BA:1983:G:C6	3.08	0.41
22:BA:1983:G:C2	22:BA:1984:G:C8	3.08	0.41
1:AA:802:A:H5''	1:AA:803:G:OP2	2.20	0.41
1:AA:568:G:N2	1:AA:883:C:C2	2.88	0.41
22:BA:1911:U:C2	22:BA:1918:A:C2	3.07	0.41
22:BA:2716:C:C2	22:BA:2717:C:C5	3.08	0.41
2:CB:176:ASN:C	2:CB:178:LEU:H	2.23	0.41
28:BG:27:GLY:O	28:BG:28:LYS:C	2.58	0.41
22:DA:1366:A:H2'	22:DA:1367:A:C8	2.55	0.41
22:DA:2491:U:H5''	22:DA:2570:G:H5''	2.02	0.41
53:CA:390:U:O2'	53:CA:391:G:H5'	2.20	0.41
26:DE:16:GLU:O	26:DE:16:GLU:HG3	2.20	0.41
22:BA:1512:C:OP2	22:BA:1512:C:H6	2.03	0.41
22:BA:2656:U:O2	22:BA:2656:U:H2'	2.20	0.41
25:DD:60:VAL:O	25:DD:60:VAL:HG13	2.19	0.41
31:DJ:34:ARG:HE	31:DJ:34:ARG:HB3	1.72	0.41
53:CA:1508:A:H2'	53:CA:1509:C:O4'	2.20	0.41

Continued on next page...

Continued from previous page...

Atom-1	Atom-2	Interatomic distance (Å)	Clash overlap (Å)
1:AA:1270:G:H2'	1:AA:1271:A:H8	1.85	0.41
22:DA:1346:G:H2'	22:DA:1347:A:H8	1.81	0.41
22:DA:226:A:C4	22:DA:227:A:N7	2.88	0.41
22:BA:874:G:N1	22:BA:904:G:C6	2.89	0.41
57:DB:108:A:H2'	57:DB:108:A:H8	1.69	0.41
6:AF:41:ASP:OD2	6:AF:58:HIS:NE2	2.51	0.41
44:BW:18:LYS:N	44:BW:36:ILE:HG12	2.35	0.41
53:CA:260:G:C5	53:CA:261:U:C4	3.09	0.41
41:BT:11:LEU:HD11	41:BT:47:VAL:HG22	2.03	0.41
41:BT:8:LEU:HD13	41:BT:46:ALA:CA	2.50	0.41
22:DA:1476:U:O2	22:DA:1516:G:C2	2.73	0.41
22:DA:1817:G:H4'	24:DC:85:ASN:O	2.20	0.41
53:CA:1251:A:H2	53:CA:1369:C:O2	2.03	0.41
20:AT:47:GLN:HE21	20:AT:82:ILE:HD13	1.86	0.41
22:BA:272:A:O2'	22:BA:273:G:O5'	2.38	0.41
22:DA:1059:G:C6	22:DA:1080:A:N1	2.88	0.41
46:DY:57:LEU:O	46:DY:60:LYS:HE3	2.20	0.41
53:CA:197:A:C6	53:CA:221:C:H4'	2.55	0.41
35:DN:19:ALA:HA	35:DN:22:ARG:HB3	2.03	0.41
22:DA:476:G:O2'	22:DA:477:A:H5''	2.19	0.41
28:DG:92:GLY:O	28:DG:93:TYR:C	2.58	0.41
30:BI:49:GLU:HG2	30:BI:50:LYS:N	2.35	0.41
53:CA:1200:C:HO2'	53:CA:1201:A:P	2.42	0.41
53:CA:1301:U:C2'	53:CA:1301:U:O2	2.67	0.41
1:AA:507:C:OP2	1:AA:508:U:H3'	2.20	0.41
58:DF:146:ASP:HB3	58:DF:147:ARG:H	1.62	0.41
22:DA:2307:G:N7	22:DA:2312:U:C5	2.89	0.41
22:DA:633:A:H5''	33:DL:70:LYS:HD3	2.01	0.41
22:DA:515:A:H1'	22:DA:581:C:H1'	2.02	0.41
22:DA:581:C:H2'	22:DA:582:A:C8	2.56	0.41
12:AL:72:ASN:O	12:AL:73:LEU:O	2.38	0.41
22:DA:616:A:O2'	22:DA:617:G:O5'	2.38	0.41
22:BA:1941:C:C5	22:BA:1965:C:C6	3.09	0.41
38:BQ:5:ARG:HG2	38:BQ:5:ARG:O	2.20	0.41
26:DE:147:LEU:CB	26:DE:186:VAL:HG23	2.50	0.41
2:CB:122:ASP:CB	2:CB:124:THR:HG22	2.50	0.41
2:CB:132:GLU:OE1	2:CB:136:ARG:HG3	2.20	0.41
22:DA:818:G:C2'	22:DA:819:A:H5''	2.51	0.41
4:AD:61:ARG:HG2	4:AD:71:PHE:CD2	2.56	0.41
45:BX:58:ILE:CD1	45:BX:66:VAL:HG11	2.48	0.41
22:DA:1417:C:C2'	22:DA:1418:G:C8	2.96	0.41

Continued on next page...

Continued from previous page...

Atom-1	Atom-2	Interatomic distance (Å)	Clash overlap (Å)
12:CL:89:LEU:HA	12:CL:90:PRO:HD2	1.58	0.41
22:DA:2149:U:O2'	22:DA:2150:C:H6	2.03	0.41
22:DA:1255:U:O2'	22:DA:1256:G:P	2.78	0.41
2:AB:17:HIS:CD2	2:AB:202:ASN:ND2	2.82	0.41
28:DG:100:ASN:O	28:DG:115:GLN:HB2	2.21	0.41
22:BA:479:A:C2	22:BA:480:A:C4	3.09	0.41
4:AD:57:LYS:HG2	4:AD:202:LEU:CD2	2.50	0.41
24:BC:67:LYS:O	24:BC:68:ARG:HB2	2.20	0.41
43:BV:72:VAL:HB	43:BV:92:VAL:O	2.21	0.41
30:BI:57:VAL:HG12	30:BI:58:ILE:N	2.35	0.41
22:DA:2845:U:H2'	22:DA:2846:G:O4'	2.21	0.41
12:AL:43:LYS:HZ2	12:AL:44:PRO:HD2	1.84	0.41
22:DA:968:C:H2'	22:DA:969:G:H8	1.86	0.41
28:BG:53:PRO:HD3	28:BG:61:TRP:CZ3	2.55	0.41
22:DA:2459:A:C4	22:DA:2460:U:C6	3.08	0.41
22:DA:2461:A:H2'	22:DA:2462:C:C6	2.56	0.41
53:CA:666:G:C5	53:CA:741:G:N1	2.88	0.41
58:DF:57:ALA:HB2	58:DF:64:PRO:HG2	2.03	0.41
22:BA:960:A:N7	22:BA:962:G:C8	2.89	0.41
22:DA:8:C:C2'	22:DA:9:G:H5'	2.51	0.41
22:DA:2631:G:H2'	22:DA:2632:A:C5'	2.48	0.41
22:BA:604:G:O2'	22:BA:605:G:H5'	2.20	0.41
22:BA:1106:G:C4	22:BA:1107:G:C8	3.08	0.41
18:CR:33:THR:C	18:CR:35:SER:H	2.24	0.41
20:AT:29:THR:O	20:AT:33:LYS:HE2	2.20	0.41
29:BH:46:PHE:O	29:BH:46:PHE:HD2	2.04	0.41
53:CA:1513:A:H2'	53:CA:1514:G:C8	2.55	0.41
20:AT:4:LYS:O	20:AT:5:SER:C	2.58	0.41
2:AB:115:ASP:O	2:AB:119:GLN:HB3	2.20	0.41
1:AA:1157:A:C6	1:AA:1180:A:C5	3.08	0.41
51:D3:18:LYS:CG	51:D3:19:GLY:N	2.84	0.41
54:CG:63:VAL:HG11	54:CG:127:ALA:CB	2.50	0.41
1:AA:1314:C:C6	19:AS:5:LYS:HD3	2.55	0.41
12:CL:98:ARG:HA	12:CL:103:CYS:SG	2.60	0.41
29:BH:28:ASN:HA	29:BH:28:ASN:HD22	1.53	0.41
42:DU:39:ASN:HB3	42:DU:62:ALA:HB3	2.02	0.41
20:AT:77:ASN:HD22	20:AT:78:LEU:H	1.69	0.41
35:BN:24:MET:HG2	35:BN:44:LEU:CD2	2.47	0.41
8:AH:21:LYS:HE2	8:AH:22:ALA:N	2.34	0.41
22:BA:2805:C:C4	22:BA:2806:C:C4	3.08	0.41
22:DA:1572:A:H2'	22:DA:1573:G:C8	2.55	0.41

Continued on next page...

Continued from previous page...

Atom-1	Atom-2	Interatomic distance (Å)	Clash overlap (Å)
22:DA:1917:U:H6	22:DA:1917:U:O5'	2.02	0.41
25:DD:32:ASN:HB3	25:DD:52:THR:OG1	2.20	0.41
22:BA:974:G:C8	22:BA:989:G:C2	3.09	0.41
12:AL:109:ARG:HH21	12:AL:116:TYR:HE2	1.60	0.41
22:DA:1317:G:C6	22:DA:1318:U:C4	3.09	0.41
53:CA:461:A:O5'	53:CA:462:G:OP2	2.38	0.41
33:DL:135:ILE:HG23	33:DL:136:GLU:N	2.35	0.41
22:DA:2561:U:C2'	22:DA:2562:U:O5'	2.69	0.41
22:DA:1628:G:O2'	22:DA:1629:U:H5'	2.20	0.41
34:BM:117:PHE:CD2	34:BM:130:PHE:CE1	3.08	0.41
5:AE:60:GLN:C	5:AE:62:ALA:N	2.74	0.41
1:AA:1190:G:O2'	3:AC:2:GLN:HB2	2.21	0.41
53:CA:665:A:N3	53:CA:732:C:H2'	2.36	0.41
53:CA:590:U:O2'	53:CA:591:U:H5'	2.20	0.41
53:CA:865:A:H2'	53:CA:866:C:O4'	2.20	0.41
22:BA:182:A:H2	22:BA:433:C:O2	2.03	0.41
19:AS:55:GLN:NE2	19:AS:56:HIS:H	2.19	0.41
42:BU:10:VAL:HG23	42:BU:11:ILE:N	2.35	0.41
53:CA:1371:G:OP1	9:CI:12:LYS:HG2	2.21	0.41
1:AA:595:A:C5	1:AA:641:U:C5	3.08	0.41
33:BL:99:ASN:OD1	62:BL:201:HOH:O	2.22	0.41
22:DA:2201:G:C4	22:DA:2202:U:C6	3.09	0.41
55:CM:46:GLU:O	55:CM:47:LEU:HB2	2.20	0.41
14:AN:63:CYS:SG	14:AN:66:THR:OG1	2.72	0.41
1:AA:1114:C:C4	1:AA:1115:U:C5	3.09	0.41
22:DA:2110:G:N2	22:DA:2180:U:H3	2.19	0.41
53:CA:609:A:N7	62:CA:1855:HOH:O	2.37	0.41
48:D0:21:LEU:HB3	48:D0:22:THR:H	1.55	0.41
22:BA:599:A:O2'	22:BA:600:G:H5'	2.20	0.41
11:CK:106:ILE:O	11:CK:106:ILE:HG12	2.21	0.41
28:DG:135:ALA:O	28:DG:136:ASP:HB2	2.21	0.41
53:CA:610:U:O4'	53:CA:610:U:O2	2.38	0.41
37:BP:69:VAL:HG22	37:BP:69:VAL:O	2.20	0.41
22:DA:911:A:H8	22:DA:911:A:O5'	2.04	0.41
4:AD:88:ASN:HA	4:AD:91:ALA:HB3	2.03	0.41
22:DA:771:G:C2	22:DA:772:C:C6	3.09	0.41
22:DA:1609:A:O2'	22:DA:1610:A:C5'	2.69	0.41
22:BA:1178:C:C5	22:BA:1180:U:C4	3.09	0.41
22:DA:36:G:O6	22:DA:445:C:N4	2.53	0.41
22:DA:448:U:H5''	62:DA:3240:HOH:O	2.21	0.41
31:DJ:49:ASP:HB2	31:DJ:121:LYS:HZ2	1.85	0.41

Continued on next page...

Continued from previous page...

Atom-1	Atom-2	Interatomic distance (Å)	Clash overlap (Å)
31:DJ:3:THR:CG2	38:DQ:60:TRP:HE1	2.33	0.41
22:DA:1914:C:O2'	22:DA:1915:U:C5'	2.68	0.41
33:BL:76:GLU:C	33:BL:77:ILE:HD12	2.41	0.41
44:BW:22:VAL:HG13	44:BW:25:PHE:HE2	1.79	0.41
22:DA:49:A:C5	22:DA:177:G:O6	2.73	0.41
22:BA:1059:G:C6	22:BA:1080:A:N1	2.88	0.41
42:DU:94:PHE:CD2	42:DU:94:PHE:O	2.74	0.41
42:DU:73:ASN:CB	42:DU:95:PHE:HE2	2.34	0.41
53:CA:112:G:C2'	53:CA:113:G:H5'	2.51	0.41
22:DA:1476:U:H1'	22:DA:1732:C:N3	2.34	0.41
22:DA:1828:G:O2'	22:DA:1829:A:H5'	2.20	0.41
17:AQ:46:HIS:HB3	17:AQ:73:THR:HA	2.03	0.41
35:DN:45:ARG:C	35:DN:47:VAL:H	2.23	0.41
53:CA:245:U:H6	53:CA:245:U:C5'	2.33	0.41
22:DA:1038:G:C6	22:DA:1039:A:N7	2.89	0.41
2:CB:103:TRP:HA	2:CB:106:VAL:H	1.85	0.41
35:DN:16:HIS:O	35:DN:20:MET:CB	2.68	0.41
4:CD:25:ARG:O	4:CD:26:ALA:C	2.58	0.41
22:DA:2876:G:OP1	37:DP:1:SER:N	2.54	0.41
53:CA:1053:G:O5'	53:CA:1054:C:H5'	2.21	0.41
53:CA:1048:G:N2	53:CA:1209:C:O2	2.52	0.41
57:DB:75:G:H22	57:DB:102:G:N2	2.19	0.41
22:DA:141:G:H2'	22:DA:142:A:O4'	2.21	0.41
22:DA:1130:U:O2'	22:DA:1131:G:C8	2.73	0.41
22:DA:266:G:H2'	22:DA:267:C:O5'	2.20	0.41
22:DA:1264:A:N7	22:DA:1265:A:C5	2.88	0.41
26:DE:149:ILE:HG23	26:DE:188:MET:HA	2.03	0.41
2:AB:163:ILE:CG2	2:AB:164:ASP:H	2.18	0.41
22:DA:974:G:OP1	22:DA:1187:G:H4'	2.20	0.41
4:AD:68:GLU:O	4:AD:69:ARG:C	2.58	0.41
1:AA:198:G:N1	1:AA:220:G:C4	2.88	0.41
3:CC:15:LYS:HG3	3:CC:16:PRO:HD2	2.02	0.41
34:DM:34:LYS:O	34:DM:128:THR:HB	2.20	0.41
53:CA:1348:U:O2'	53:CA:1349:A:O4'	2.38	0.41
32:BK:113:MET:O	32:BK:114:LYS:C	2.59	0.41
1:AA:1306:A:C6	1:AA:1307:U:C2	3.09	0.41
22:DA:570:G:C5	22:DA:2030:A:C5	3.09	0.41
22:DA:570:G:O6	22:DA:2499:C:OP1	2.38	0.41
25:DD:151:THR:O	25:DD:152:PRO:C	2.54	0.41
53:CA:919:A:C2	53:CA:920:U:C5	3.09	0.41
22:BA:2638:G:O2'	22:BA:2775:G:N2	2.40	0.41

Continued on next page...

Continued from previous page...

Atom-1	Atom-2	Interatomic distance (Å)	Clash overlap (Å)
32:DK:47:ILE:HA	32:DK:48:PRO:HD2	1.81	0.41
3:CC:18:ASN:HD21	3:CC:53:ARG:CZ	2.33	0.41
3:CC:18:ASN:ND2	3:CC:53:ARG:NH1	2.60	0.41
21:CU:37:TYR:O	21:CU:37:TYR:HD2	2.03	0.41
14:CN:92:ILE:HA	14:CN:93:PRO:HD3	1.88	0.41
53:CA:427:U:OP1	4:CD:12:ARG:NH2	2.52	0.41
4:CD:33:ILE:O	4:CD:33:ILE:HG23	2.21	0.41
30:BI:41:PHE:CE2	30:BI:45:THR:HG21	2.56	0.41
55:CM:13:HIS:CD2	55:CM:14:ALA:H	2.38	0.41
25:BD:13:ARG:NE	25:BD:15:PHE:CZ	2.89	0.41
22:DA:2468:A:N7	22:DA:2476:A:N1	2.68	0.41
2:AB:71:THR:CG2	2:AB:72:LYS:N	2.83	0.41
25:BD:67:HIS:HD1	25:BD:67:HIS:C	2.23	0.41
3:AC:10:ARG:O	3:AC:13:ILE:O	2.38	0.41
1:AA:461:A:C3'	1:AA:461:A:N3	2.78	0.41
53:CA:69:G:N2	53:CA:71:A:H62	2.17	0.41
22:DA:84:A:C4	22:DA:99:U:H1'	2.55	0.41
36:DO:41:ALA:O	36:DO:43:ASN:N	2.52	0.41
24:DC:255:LYS:C	24:DC:256:THR:HG23	2.40	0.41
1:AA:1159:U:N3	1:AA:1182:G:C4	2.88	0.41
36:BO:92:PHE:HB2	36:BO:117:PHE:CD1	2.56	0.41
53:CA:929:G:C5	53:CA:930:C:C5	3.09	0.41
22:BA:2323:G:C6	22:BA:2324:U:C4	3.09	0.41
22:DA:1000:A:C6	22:DA:1001:A:N1	2.88	0.41
22:DA:374:A:C6	22:DA:401:A:N7	2.89	0.41
42:DU:32:LYS:HE2	42:DU:65:GLN:OE1	2.21	0.41
22:BA:372:G:O4'	45:BX:60:LYS:HE3	2.21	0.41
25:DD:55:LYS:HB3	25:DD:75:ALA:HB1	2.03	0.41
22:DA:1427:A:H4'	22:DA:1428:C:OP1	2.17	0.41
2:AB:172:ILE:O	2:AB:175:ALA:HB3	2.21	0.41
1:AA:1143:G:O2'	1:AA:1144:G:H5'	2.20	0.41
43:BV:40:ILE:N	43:BV:40:ILE:HD13	2.34	0.41
27:BF:64:PRO:HA	27:BF:88:VAL:CG2	2.50	0.41
22:BA:1087:G:C6	22:BA:1089:A:C2	3.09	0.41
22:DA:724:U:H2'	22:DA:725:G:O4'	2.20	0.41
1:AA:369:G:C2	1:AA:370:C:C6	3.08	0.41
36:BO:43:ASN:C	36:BO:43:ASN:OD1	2.58	0.41
1:AA:1031:C:H2'	1:AA:1032:G:OP2	2.21	0.41
22:DA:457:A:N1	22:DA:470:A:H5''	2.35	0.41
22:DA:2523:G:O2'	22:DA:2524:G:H5'	2.20	0.41
22:DA:2250:G:OP1	22:DA:2275:C:O2'	2.25	0.41

Continued on next page...

Continued from previous page...

Atom-1	Atom-2	Interatomic distance (Å)	Clash overlap (Å)
33:BL:131:ALA:O	33:BL:132:ARG:C	2.59	0.41
25:DD:5:VAL:HG23	25:DD:82:PHE:CZ	2.55	0.41
22:BA:919:U:H2'	22:BA:920:A:O4'	2.20	0.41
10:AJ:28:THR:O	10:AJ:32:THR:CG2	2.68	0.41
22:BA:42:A:H3'	22:BA:43:G:H5''	2.03	0.41
53:CA:1076:U:N3	53:CA:1082:A:C2	2.89	0.41
36:DO:4:LYS:HG3	36:DO:8:ILE:CD1	2.50	0.41
1:AA:1154:G:N1	1:AA:1155:A:C5	2.89	0.41
22:BA:2661:G:O2'	22:BA:2662:A:H5'	2.20	0.41
38:BQ:100:PHE:HD1	39:BR:13:ARG:NH2	2.18	0.41
22:DA:1650:A:O2'	35:DN:108:ALA:HB1	2.21	0.41
22:BA:469:G:O6	50:B2:37:LYS:HE2	2.20	0.41
22:BA:1006:C:O2'	22:BA:1007:C:H5'	2.20	0.41
36:DO:112:GLU:HG3	36:DO:113:ALA:H	1.85	0.41
22:BA:1042:G:C2'	22:BA:1043:C:H5'	2.50	0.41
53:CA:855:U:OP2	53:CA:871:U:N3	2.46	0.41
17:AQ:25:GLU:OE1	17:AQ:25:GLU:HA	2.21	0.41
22:DA:2155:U:H2'	22:DA:2155:U:O2	2.20	0.41
46:DY:11:VAL:HG12	46:DY:11:VAL:O	2.21	0.41
1:AA:1432:G:O2'	1:AA:1433:A:OP2	2.33	0.41
24:BC:193:GLU:H	24:BC:193:GLU:HG3	1.71	0.41
22:BA:2810:A:H2'	22:BA:2811:G:O4'	2.20	0.41
22:DA:2232:C:O5'	22:DA:2232:C:H6	2.03	0.41
22:BA:999:U:H5	22:BA:1154:G:C5	2.34	0.41
1:AA:973:G:H2'	1:AA:974:A:OP1	2.21	0.41
1:AA:975:A:C8	1:AA:1357:A:N3	2.89	0.41
22:DA:1388:G:O6	22:DA:1400:U:O4	2.38	0.41
22:DA:1605:C:H3'	22:DA:1606:C:H5'	2.01	0.41
24:DC:71:ASP:HA	24:DC:117:SER:O	2.20	0.41
22:BA:1074:G:N3	22:BA:1074:G:H2'	2.35	0.41
22:DA:1914:C:O2'	22:DA:1915:U:H6	2.02	0.41
22:DA:243:U:OP2	51:D3:7:ARG:NH1	2.54	0.41
6:AF:38:ARG:HG3	6:AF:39:LEU:H	1.79	0.41
2:AB:153:MET:CE	2:AB:157:PRO:HG3	2.51	0.41
22:DA:52:A:C5	22:DA:118:A:C2	3.08	0.41
53:CA:1279:G:C8	53:CA:1282:C:C4	3.09	0.41
39:DR:38:VAL:HG22	39:DR:40:MET:H	1.86	0.41
39:DR:39:LEU:HD23	39:DR:39:LEU:H	1.85	0.41
39:DR:49:ILE:CG2	39:DR:54:VAL:H	2.34	0.41
53:CA:315:A:H5''	53:CA:317:U:OP2	2.21	0.41
41:BT:40:LYS:O	41:BT:43:ILE:N	2.53	0.41

Continued on next page...

Continued from previous page...

Atom-1	Atom-2	Interatomic distance (Å)	Clash overlap (Å)
53:CA:1252:A:H4'	53:CA:1369:C:H4'	2.03	0.41
37:DP:16:VAL:CG1	37:DP:19:PHE:HE2	2.34	0.41
22:DA:1079:C:N4	22:DA:1088:A:C2	2.88	0.41
1:AA:1397:C:OP2	5:AE:28:ARG:NH2	2.50	0.41
53:CA:77:A:C2	53:CA:93:U:C2	3.09	0.41
22:DA:61:C:OP1	22:DA:61:C:C6	2.72	0.41
41:DT:38:ALA:C	41:DT:39:THR:HG22	2.41	0.41
5:AE:148:SER:O	5:AE:152:VAL:N	2.53	0.41
22:DA:1277:G:H5'	35:DN:20:MET:CE	2.49	0.41
53:CA:1270:G:H2'	53:CA:1271:A:C8	2.55	0.41
53:CA:1318:A:H8	53:CA:1318:A:O5'	2.03	0.41
58:DF:177:ARG:HD3	58:DF:178:LYS:N	2.35	0.41
22:DA:2683:C:H4'	25:DD:13:ARG:HH22	1.86	0.41
22:DA:1204:A:N9	22:DA:1206:G:C6	2.88	0.41
22:DA:300:A:N6	62:DA:3591:HOH:O	2.53	0.41
41:DT:19:LYS:HA	41:DT:19:LYS:HD3	1.72	0.41
37:BP:25:VAL:N	37:BP:85:VAL:O	2.53	0.41
22:DA:637:A:OP2	33:DL:112:LEU:HD22	2.21	0.41
22:BA:569:U:C4	22:BA:570:G:C6	3.08	0.41
53:CA:1168:U:C2'	53:CA:1168:U:O2	2.69	0.41
2:CB:130:LYS:HD3	2:CB:130:LYS:HA	1.80	0.41
42:BU:73:ASN:ND2	42:BU:75:ALA:HB3	2.36	0.41
53:CA:238:A:C5	53:CA:239:U:C5	3.08	0.41
22:DA:1168:G:C2	22:DA:1182:G:C2	3.08	0.41
22:BA:544:C:H3'	22:BA:545:U:C2	2.55	0.41
22:DA:2288:A:C4'	22:DA:2289:G:OP2	2.65	0.41
25:DD:106:LYS:HB3	25:DD:206:ALA:H	1.86	0.41
5:AE:133:ILE:O	5:AE:133:ILE:HG22	2.21	0.41
53:CA:318:G:C2	53:CA:336:A:C2	3.09	0.41
43:DV:6:ALA:HB1	43:DV:40:ILE:HB	2.02	0.41
43:DV:30:ILE:HG13	43:DV:40:ILE:HD11	2.02	0.41
53:CA:1525:G:H5''	21:CU:37:TYR:CD1	2.56	0.41
53:CA:1525:G:OP1	21:CU:37:TYR:HD1	2.04	0.41
22:BA:2887:A:H3'	22:BA:2888:C:H6	1.86	0.41
28:BG:3:VAL:O	28:BG:6:ALA:HB3	2.20	0.41
55:CM:11:HIS:O	55:CM:12:LYS:HG2	2.20	0.41
1:AA:1521:C:N3	1:AA:1522:U:C5	2.89	0.41
24:BC:33:LEU:HD21	24:BC:62:ARG:HD3	2.03	0.41
8:CH:11:THR:HG22	8:CH:14:ARG:HH22	1.85	0.41
29:BH:45:GLU:O	29:BH:49:ALA:N	2.41	0.41
1:AA:1152:A:O2'	1:AA:1153:G:H5'	2.20	0.41

Continued on next page...

Continued from previous page...

Atom-1	Atom-2	Interatomic distance (Å)	Clash overlap (Å)
53:CA:1304:G:C1'	53:CA:1333:A:H61	2.29	0.41
31:BJ:57:LEU:HA	31:BJ:57:LEU:HD12	1.78	0.41
32:BK:17:ARG:HE	32:BK:17:ARG:HB3	1.74	0.41
22:DA:2642:G:H5'	31:DJ:80:HIS:NE2	2.35	0.41
31:DJ:81:ILE:HB	31:DJ:82:GLY:H	1.38	0.41
20:AT:61:ALA:HA	20:AT:66:ILE:HG22	2.02	0.41
2:AB:77:GLU:HA	2:AB:80:LYS:HB3	2.02	0.41
22:DA:1837:C:H2'	22:DA:1899:A:H61	1.85	0.41
1:AA:685:G:H5'	11:AK:40:ALA:O	2.19	0.41
22:BA:142:A:C2	22:BA:143:C:O2	2.73	0.41
22:DA:2533:U:H2'	22:DA:2534:A:O4'	2.21	0.41
33:DL:99:ASN:O	33:DL:100:ILE:HB	2.21	0.41
32:BK:107:LEU:HD12	32:BK:107:LEU:HA	1.64	0.41
54:CG:85:GLN:HE21	54:CG:85:GLN:HB3	1.61	0.41
3:AC:35:ASP:OD1	3:AC:56:ILE:HG21	2.21	0.41
21:CU:13:VAL:HG22	21:CU:15:LEU:HD23	2.03	0.41
40:DS:24:ILE:HG22	40:DS:35:ILE:HD11	2.03	0.41
1:AA:181:A:N6	1:AA:195:A:C8	2.89	0.41
22:BA:2344:U:C4'	22:BA:2345:G:OP1	2.67	0.41
25:DD:204:LYS:HD3	25:DD:205:PRO:O	2.20	0.41
2:AB:186:VAL:O	2:AB:186:VAL:HG23	2.21	0.41
53:CA:1416:G:C2'	53:CA:1417:G:H5'	2.50	0.41
22:DA:1709:U:H2'	22:DA:1710:G:H8	1.85	0.41
53:CA:1408:A:C2	53:CA:1494:G:C4	3.09	0.41
22:DA:1413:A:C5	22:DA:1414:C:N4	2.89	0.41
4:CD:124:VAL:O	4:CD:125:ASN:C	2.59	0.41
1:AA:244:U:C2	1:AA:894:G:C2	3.08	0.41
34:BM:117:PHE:C	34:BM:119:LEU:N	2.74	0.41
58:DF:122:ASP:HB3	58:DF:123:GLY:H	1.59	0.41
23:BB:94:A:C6	23:BB:95:U:C4	3.09	0.41
35:BN:69:ARG:HG2	35:BN:69:ARG:H	1.20	0.41
3:AC:88:LYS:O	3:AC:89:VAL:C	2.59	0.41
22:BA:721:A:H2'	22:BA:722:A:H8	1.85	0.41
22:BA:1441:G:H2'	22:BA:1442:U:H6	1.86	0.41
8:CH:30:LYS:O	8:CH:33:VAL:HB	2.21	0.41
56:CP:54:LEU:O	56:CP:57:ILE:HB	2.20	0.41
22:DA:965:C:H4'	22:DA:2273:A:H1'	2.03	0.41
3:AC:153:SER:HB3	3:AC:164:THR:HA	2.02	0.41
1:AA:900:A:N6	1:AA:901:A:N1	2.69	0.41
27:BF:142:TYR:HA	27:BF:145:VAL:HG13	2.03	0.41
29:DH:125:THR:HB	29:DH:146:VAL:HG11	2.02	0.41

Continued on next page...

Continued from previous page...

Atom-1	Atom-2	Interatomic distance (Å)	Clash overlap (Å)
26:BE:127:GLU:N	26:BE:127:GLU:OE1	2.54	0.41
25:DD:193:VAL:HB	25:DD:194:PRO:HD2	2.02	0.41
22:DA:813:U:H2'	22:DA:814:C:H6	1.86	0.41
22:DA:646:U:C6	22:DA:646:U:OP2	2.74	0.41
1:AA:290:C:C2'	1:AA:291:U:H5'	2.50	0.41
22:BA:1471:G:H2'	22:BA:1472:C:C6	2.56	0.41
30:DI:139:VAL:O	30:DI:140:GLU:HB2	2.21	0.41
22:BA:712:G:C2	22:BA:713:G:H1'	2.56	0.41
22:DA:2064:C:H1'	22:DA:2450:A:C6	2.56	0.41
35:DN:61:ALA:O	35:DN:65:LEU:HD13	2.21	0.41
1:AA:1191:A:H5''	3:AC:3:LYS:HE3	2.02	0.41
5:AE:17:VAL:HG23	5:AE:33:THR:O	2.20	0.41
1:AA:693:G:C2'	1:AA:694:A:H5'	2.51	0.41
30:BI:130:GLY:HA2	30:BI:133:ARG:HB3	2.01	0.41
2:CB:53:LEU:O	2:CB:57:ASN:HB2	2.21	0.41
4:AD:86:GLY:CA	4:AD:200:VAL:HG21	2.51	0.41
38:DQ:65:ASN:HA	38:DQ:75:TYR:HB2	2.01	0.41
33:BL:90:VAL:O	33:BL:90:VAL:HG12	2.21	0.41
26:BE:124:PHE:C	26:BE:124:PHE:CD1	2.93	0.41
3:AC:107:LYS:HZ2	3:AC:107:LYS:HB2	1.86	0.41
22:DA:280:U:O4'	22:DA:280:U:O2	2.38	0.41
31:BJ:40:HIS:N	31:BJ:40:HIS:CD2	2.89	0.41
22:DA:1324:G:C2	22:DA:1328:A:C6	3.08	0.41
6:AF:3:HIS:CB	6:AF:92:THR:HG23	2.51	0.41
22:DA:2333:A:H1'	22:DA:2335:A:N7	2.35	0.41
22:DA:2337:G:N3	22:DA:2337:G:C2'	2.81	0.41
44:DW:31:LEU:C	44:DW:33:GLY:N	2.72	0.41
22:BA:2365:G:OP1	44:BW:53:GLY:HA2	2.21	0.41
22:DA:121:G:H2'	22:DA:122:G:H8	1.86	0.41
22:DA:50:U:OP1	22:DA:50:U:H6	2.01	0.41
22:DA:301:G:C3'	42:DU:81:ARG:HH12	2.33	0.41
9:CI:30:ASN:OD1	9:CI:65:THR:HG23	2.20	0.41
22:DA:71:A:O4'	22:DA:73:A:C5	2.73	0.41
53:CA:978:A:O5'	53:CA:978:A:H8	2.04	0.41
53:CA:996:A:C2	53:CA:1046:A:H5'	2.56	0.41
22:DA:1208:C:N3	22:DA:1209:U:C5	2.89	0.41
5:AE:10:LEU:HG	5:AE:11:GLN:N	2.36	0.41
1:AA:1101:A:N3	1:AA:1102:A:H1'	2.36	0.41
39:DR:9:GLY:H	39:DR:10:LYS:HD2	1.86	0.41
1:AA:1281:C:H2'	1:AA:1282:C:C5	2.55	0.41
35:DN:67:PHE:CD1	35:DN:67:PHE:C	2.94	0.41

Continued on next page...

Continued from previous page...

Atom-1	Atom-2	Interatomic distance (Å)	Clash overlap (Å)
12:AL:53:ARG:HA	12:AL:63:THR:HA	2.02	0.41
22:DA:1667:G:OP1	32:DK:7:MET:N	2.42	0.41
29:BH:86:ASP:CB	29:BH:89:LYS:HB3	2.51	0.41
6:CF:9:MET:HE3	18:CR:64:LEU:HD22	2.03	0.41
22:DA:1049:C:O2	22:DA:1113:U:H4'	2.21	0.41
1:AA:954:G:C6	1:AA:955:U:N3	2.88	0.41
22:BA:289:G:C5	22:BA:290:U:C4	3.08	0.41
1:AA:1367:C:H5'	10:AJ:62:ARG:NH1	2.36	0.41
27:BF:109:ARG:O	27:BF:136:ILE:HG22	2.21	0.41
22:DA:855:G:C2	44:DW:23:LYS:HG2	2.56	0.41
22:DA:570:G:H2'	22:DA:571:U:H5'	2.02	0.41
6:AF:86:ARG:CD	18:AR:63:TYR:O	2.63	0.41
1:AA:88:U:O2'	1:AA:89:U:O5'	2.31	0.41
31:DJ:97:PRO:C	31:DJ:99:ARG:N	2.73	0.41
7:AG:113:LYS:O	7:AG:118:ARG:HD2	2.21	0.41
53:CA:327:A:C4'	53:CA:328:C:OP2	2.64	0.41
53:CA:329:A:C8	53:CA:332:G:C6	3.08	0.41
2:CB:163:ILE:CG2	2:CB:203:ASP:HA	2.51	0.41
22:DA:947:A:H2'	22:DA:948:C:C6	2.56	0.41
22:DA:959:A:C5	22:DA:960:A:C6	3.09	0.41
25:BD:15:PHE:N	37:BP:11:GLN:HE22	2.19	0.41
22:DA:770:G:H1'	22:DA:1379:U:C4	2.55	0.41
15:CO:88:ARG:HD3	15:CO:88:ARG:N	2.35	0.41
46:BY:46:VAL:O	46:BY:50:VAL:HG23	2.20	0.41
40:BS:107:VAL:CG1	40:BS:107:VAL:O	2.68	0.41
53:CA:663:A:C2'	53:CA:664:G:H5'	2.50	0.41
29:BH:41:LYS:HA	29:BH:44:ILE:CG1	2.46	0.41
6:AF:45:ARG:O	6:AF:56:LYS:HA	2.21	0.41
6:AF:81:ASN:OD1	6:AF:83:ALA:HB3	2.20	0.41
27:BF:39:VAL:C	27:BF:41:GLU:H	2.23	0.41
22:DA:1299:G:H22	22:DA:1640:A:H5'	1.86	0.41
22:BA:28:A:C5	22:BA:29:U:C5	3.08	0.41
22:BA:2180:U:H2'	22:BA:2181:U:C6	2.55	0.41
22:DA:1308:A:C6	22:DA:1309:G:C2	3.09	0.41
22:BA:1045:C:O5'	22:BA:1046:A:H5'	2.21	0.41
3:AC:31:ASN:O	3:AC:35:ASP:HB2	2.20	0.41
34:DM:103:TYR:O	34:DM:104:GLU:HG3	2.21	0.41
11:CK:83:VAL:HB	11:CK:109:ILE:HG12	2.02	0.41
1:AA:857:C:H2'	1:AA:858:G:O4'	2.21	0.41
60:BA:3135:TEL:C15	60:BA:3135:TEL:H143	2.50	0.41
25:DD:101:PHE:HA	25:DD:104:VAL:HB	2.03	0.41

Continued on next page...

Continued from previous page...

Atom-1	Atom-2	Interatomic distance (Å)	Clash overlap (Å)
46:DY:52:ARG:HB3	46:DY:56:LEU:HD23	2.03	0.41
22:BA:2647:U:O2'	22:BA:2648:G:H5'	2.20	0.41
1:AA:300:A:H1'	1:AA:565:U:O2	2.21	0.41
1:AA:710:G:H5''	6:AF:53:LYS:NZ	2.36	0.41
53:CA:414:A:H2'	53:CA:415:A:O4'	2.21	0.41
22:BA:1958:C:H2'	22:BA:1959:G:H5'	2.01	0.41
38:DQ:12:ARG:H	38:DQ:12:ARG:HD2	1.85	0.41
22:BA:864:G:C6	22:BA:865:C:N4	2.88	0.41
2:AB:95:TRP:CZ3	2:AB:97:GLY:HA2	2.56	0.41
1:AA:895:G:C6	1:AA:896:C:C4	3.09	0.41
22:DA:2530:A:H3'	28:DG:156:TYR:OH	2.21	0.41
30:DI:24:GLY:HA3	30:DI:25:PRO:HD3	1.92	0.41
1:AA:1127:G:O2'	1:AA:1128:C:H5'	2.21	0.41
48:B0:53:VAL:O	48:B0:54:ILE:C	2.58	0.41
22:BA:806:C:H2'	22:BA:807:U:H6	1.84	0.41
22:DA:1425:G:H8	22:DA:1425:G:O5'	2.04	0.41
14:AN:89:ARG:O	14:AN:91:GLU:HG2	2.20	0.41
53:CA:473:U:OP1	56:CP:76:LYS:CE	2.68	0.41
53:CA:543:U:O2'	53:CA:544:G:H5'	2.20	0.41
11:CK:117:HIS:O	11:CK:118:ASN:HB2	2.21	0.41
22:DA:1006:C:C2	22:DA:1138:G:C2	3.09	0.41
22:BA:1426:G:C8	22:BA:1427:A:H2'	2.56	0.41
22:BA:1588:G:C2	22:BA:1589:U:C5	3.08	0.41
22:BA:41:C:C2'	22:BA:42:A:O5'	2.69	0.41
22:DA:1833:C:C2	22:DA:1834:U:C6	3.09	0.41
1:AA:1245:C:H2'	1:AA:1246:A:C8	2.55	0.41
22:BA:705:A:C2	22:BA:706:A:C4	3.09	0.41
22:BA:942:G:H2'	22:BA:943:A:H5'	2.02	0.41
1:AA:849:G:C6	1:AA:850:U:N3	2.88	0.41
25:BD:137:SER:O	25:BD:138:LEU:HB2	2.20	0.41
26:DE:195:GLN:O	26:DE:199:MET:HB2	2.21	0.41
52:D4:1:MET:HB3	52:D4:34:LYS:HE3	2.02	0.41
22:DA:918:A:H5''	57:DB:97:C:O2'	2.21	0.41
22:BA:749:A:N3	22:BA:1618:A:H2'	2.35	0.41
22:BA:1840:G:C2	22:BA:1841:U:C2	3.09	0.41
22:DA:540:C:O2'	22:DA:541:A:H5'	2.21	0.41
1:AA:135:C:H2'	1:AA:136:C:H5'	2.03	0.41
8:AH:50:VAL:O	8:AH:50:VAL:HG13	2.21	0.41
27:BF:66:ILE:O	27:BF:66:ILE:HG13	2.21	0.41
33:DL:33:ARG:HD3	33:DL:40:SER:HA	2.02	0.41
57:DB:114:C:O2'	57:DB:115:A:H5'	2.21	0.41

Continued on next page...

Continued from previous page...

Atom-1	Atom-2	Interatomic distance (Å)	Clash overlap (Å)
22:DA:2706:A:N6	62:DA:3666:HOH:O	2.51	0.41
5:AE:131:ASN:O	5:AE:135:VAL:HG12	2.21	0.41
1:AA:973:G:O2'	14:AN:68:ARG:NH2	2.54	0.41
22:DA:1394:U:C4	22:DA:1395:A:N6	2.89	0.41
22:DA:1400:U:HO2'	22:DA:1401:G:C1'	2.30	0.41
45:BX:39:VAL:C	45:BX:41:SER:N	2.74	0.41
22:DA:644:A:H61	22:DA:2349:G:H21	1.69	0.41
49:D1:37:LYS:O	49:D1:48:TYR:CD2	2.74	0.41
57:DB:70:C:O2'	57:DB:71:C:H5'	2.21	0.41
31:DJ:41:LYS:C	31:DJ:43:GLU:N	2.75	0.41
22:DA:242:G:P	51:D3:2:LYS:HZ1	2.43	0.41
22:DA:2330:G:H21	44:DW:38:ARG:HA	1.86	0.41
22:DA:2330:G:C6	22:DA:2386:A:N6	2.89	0.41
44:DW:18:LYS:N	44:DW:36:ILE:HG12	2.31	0.41
53:CA:1134:G:C2	53:CA:1141:C:N3	2.89	0.41
1:AA:450:G:N7	1:AA:481:G:O6	2.54	0.41
22:DA:1555:G:O2'	22:DA:1556:C:H5'	2.20	0.41
9:CI:18:VAL:HG21	9:CI:81:GLY:HA3	2.03	0.41
22:DA:1057:A:C6	22:DA:1058:U:C4	3.08	0.41
22:DA:1076:C:O2'	22:DA:1077:A:C8	2.74	0.41
22:DA:1091:G:N2	22:DA:1101:U:C2	2.89	0.41
4:AD:147:LYS:O	4:AD:148:ALA:C	2.59	0.41
22:BA:2281:A:C2'	22:BA:2282:G:H5'	2.50	0.41
22:DA:69:C:H2'	22:DA:70:G:C8	2.56	0.41
53:CA:79:G:H8	53:CA:79:G:O5'	2.04	0.41
22:DA:75:G:O2'	22:DA:76:C:C6	2.63	0.41
41:BT:31:VAL:HA	41:BT:84:TYR:H	1.84	0.41
52:D4:7:VAL:HG22	52:D4:25:VAL:HG23	2.02	0.41
10:CJ:76:ILE:HG22	10:CJ:77:VAL:N	2.35	0.41
25:BD:97:SER:OG	25:BD:99:GLU:HB3	2.21	0.41
53:CA:654:G:C6	53:CA:753:A:C5	3.09	0.41
22:BA:616:A:H4'	26:BE:101:TYR:CZ	2.56	0.41
5:AE:155:LYS:HB2	8:AH:70:VAL:HG13	2.02	0.41
19:CS:36:ARG:O	19:CS:36:ARG:HG2	2.20	0.41
22:DA:1936:A:C2	22:DA:1945:G:C4	3.09	0.41
37:DP:52:ARG:HA	37:DP:52:ARG:HD3	1.75	0.41
22:DA:2654:A:C4'	22:DA:2655:G:OP1	2.68	0.41
22:DA:1204:A:C8	22:DA:1206:G:O6	2.74	0.41
5:AE:10:LEU:H	5:AE:10:LEU:HD23	1.85	0.41
22:DA:1338:G:O2'	22:DA:1393:A:N1	2.49	0.41
37:BP:87:ARG:NH1	37:BP:87:ARG:HG2	2.35	0.41

Continued on next page...

Continued from previous page...

Atom-1	Atom-2	Interatomic distance (Å)	Clash overlap (Å)
58:DF:135:ILE:N	58:DF:135:ILE:HD12	2.36	0.41
22:BA:2092:U:O2	22:BA:2225:A:O2'	2.39	0.41
58:DF:67:THR:HG21	58:DF:87:LYS:HG2	2.03	0.41
22:DA:1716:U:N3	22:DA:1745:A:N6	2.69	0.41
1:AA:1277:C:H2'	1:AA:1278:G:H5''	2.03	0.41
22:DA:628:G:O2'	22:DA:629:G:H8	2.04	0.41
22:DA:2837:A:N6	22:DA:2882:A:N6	2.69	0.41
22:DA:425:G:H2'	22:DA:426:C:C6	2.56	0.41
22:DA:616:A:O2'	22:DA:617:G:C8	2.44	0.41
34:BM:46:ILE:C	34:BM:46:ILE:HD12	2.41	0.41
18:CR:70:THR:OG1	18:CR:71:ASP:N	2.52	0.41
22:DA:2010:G:C6	22:DA:2011:U:C4	3.09	0.41
6:CF:3:HIS:CD2	6:CF:65:GLU:HG2	2.44	0.41
55:CM:95:PRO:HG2	55:CM:99:GLN:HB3	2.03	0.41
22:DA:974:G:H1'	22:DA:975:A:N7	2.36	0.41
4:CD:148:ALA:HB1	4:CD:151:GLN:HE22	1.85	0.41
9:AI:49:GLN:C	9:AI:51:LEU:N	2.73	0.41
28:DG:94:ARG:HG2	28:DG:104:LEU:HA	2.03	0.41
53:CA:817:C:O4'	53:CA:819:A:H4'	2.20	0.41
1:AA:198:G:C4	1:AA:199:A:N7	2.88	0.41
22:BA:783:A:C8	22:BA:784:G:H4'	2.53	0.41
22:DA:1417:C:O2'	22:DA:1418:G:C5'	2.69	0.41
24:DC:115:ILE:HB	24:DC:126:GLY:O	2.21	0.41
1:AA:1229:A:OP2	13:AM:112:ARG:CD	2.68	0.41
53:CA:257:G:C2	53:CA:270:A:C6	3.08	0.41
32:BK:11:ALA:HB1	32:BK:100:PHE:O	2.21	0.41
32:BK:114:LYS:O	32:BK:118:LEU:HD13	2.21	0.41
32:BK:12:ASP:C	32:BK:100:PHE:HE1	2.24	0.41
22:DA:919:U:H2'	22:DA:920:A:H8	1.81	0.41
4:AD:97:LEU:HD13	4:AD:129:VAL:HG11	2.03	0.41
25:BD:170:VAL:HG22	25:BD:194:PRO:HG3	2.03	0.41
4:CD:77:GLU:HG3	4:CD:81:LEU:CD1	2.44	0.41
11:AK:85:VAL:CG1	11:AK:92:ARG:HG3	2.51	0.41
10:AJ:36:VAL:HA	10:AJ:76:ILE:HA	2.03	0.41
7:AG:83:THR:CG2	7:AG:85:GLN:HB3	2.50	0.41
1:AA:203:G:H4'	1:AA:466:A:H2	1.85	0.41
43:DV:51:GLN:HA	43:DV:56:PHE:CD2	2.56	0.41
43:DV:61:LEU:CD2	43:DV:61:LEU:H	2.18	0.41
22:DA:2765:A:H3'	22:DA:2766:A:H5'	2.02	0.41
37:DP:62:LYS:HD3	37:DP:64:SER:HB2	2.03	0.41
22:DA:785:G:O2'	22:DA:1779:U:C5'	2.69	0.41

Continued on next page...

Continued from previous page...

Atom-1	Atom-2	Interatomic distance (Å)	Clash overlap (Å)
22:DA:287:G:N1	22:DA:354:A:C6	2.88	0.41
35:BN:96:ARG:HD2	35:BN:114:GLU:OE1	2.21	0.41
43:BV:70:ILE:HD12	43:BV:93:ARG:NH2	2.36	0.41
38:DQ:40:LYS:O	38:DQ:44:TYR:CD2	2.74	0.41
53:CA:1026:G:H1	53:CA:1036:A:H61	1.69	0.41
22:DA:962:G:O2'	22:DA:963:U:H6	2.03	0.41
25:DD:137:SER:CB	25:DD:138:LEU:HD22	2.44	0.41
8:AH:104:SER:HB2	8:AH:125:ILE:CD1	2.43	0.41
29:DH:84:ALA:HB3	29:DH:148:ALA:HA	2.02	0.41
28:DG:44:HIS:CE1	28:DG:46:ASP:O	2.74	0.41
44:BW:11:ASN:C	44:BW:12:GLY:O	2.58	0.41
24:BC:141:HIS:CB	24:BC:190:THR:HB	2.48	0.41
45:BX:29:LEU:HB2	45:BX:30:PRO:CD	2.51	0.41
54:CG:112:ASP:HB3	54:CG:117:LEU:CB	2.50	0.41
22:BA:2571:U:H2'	22:BA:2572:A:OP1	2.21	0.41
22:BA:2572:A:OP1	22:BA:2574:G:H4'	2.20	0.41
22:BA:2575:C:H5''	22:BA:2576:G:OP2	2.21	0.41
51:B3:28:LEU:HD12	51:B3:28:LEU:HA	1.89	0.41
1:AA:978:A:HO2'	1:AA:1322:C:H41	1.69	0.41
22:BA:581:C:OP1	38:BQ:32:ARG:HB2	2.20	0.41
56:CP:43:ALA:HB1	56:CP:46:LYS:HZ1	1.86	0.41
56:CP:46:LYS:H	56:CP:46:LYS:NZ	2.18	0.41
22:BA:1253:A:C5	62:BA:3329:HOH:O	2.74	0.41
22:BA:580:U:H4'	38:BQ:30:VAL:HG11	2.01	0.41
1:AA:1452:C:O4'	1:AA:1453:G:C2	2.74	0.41
20:AT:3:ILE:HA	20:AT:7:LYS:HZ2	1.86	0.41
22:DA:1245:G:H4'	26:DE:33:VAL:CG1	2.47	0.41
22:BA:1537:G:HO2'	22:BA:1538:G:P	2.41	0.41
22:DA:2353:G:N3	44:DW:30:VAL:HG13	2.36	0.41
11:AK:21:HIS:CD2	11:AK:34:THR:HG22	2.56	0.41
41:BT:2:ILE:HB	41:BT:3:ARG:NH1	2.36	0.41
29:DH:78:VAL:HG11	29:DH:144:VAL:HG12	2.02	0.41
10:AJ:7:ARG:O	10:AJ:100:ILE:HA	2.20	0.41
22:DA:1286:A:C8	22:DA:1289:C:N4	2.88	0.41
22:DA:1286:A:N9	22:DA:1289:C:N4	2.68	0.41
12:CL:113:ARG:HB3	12:CL:118:VAL:HB	2.02	0.41
22:DA:371:A:N6	22:DA:402:A:OP2	2.45	0.41
17:AQ:35:LYS:HG2	17:AQ:36:PHE:N	2.36	0.41
27:BF:8:LYS:HB2	27:BF:9:ASP:H	1.62	0.41
35:BN:38:LEU:N	35:BN:39:PRO:CD	2.83	0.41
22:BA:846:U:H2'	22:BA:847:U:OP2	2.20	0.41

Continued on next page...

Continued from previous page...

Atom-1	Atom-2	Interatomic distance (Å)	Clash overlap (Å)
42:DU:64:ILE:O	42:DU:65:GLN:O	2.39	0.41
22:DA:2625:G:C5'	22:DA:2626:C:OP2	2.68	0.41
26:DE:111:GLU:CB	26:DE:114:ARG:HH21	2.33	0.41
25:DD:94:GLN:O	25:DD:95:SER:C	2.58	0.41
1:AA:180:U:C2'	1:AA:181:A:O5'	2.69	0.41
22:DA:1569:A:N1	22:DA:1570:A:C2	2.89	0.41
26:DE:5:LEU:HD23	26:DE:120:VAL:HG13	2.02	0.41
6:CF:67:PRO:O	6:CF:68:GLN:C	2.59	0.41
39:BR:76:LYS:O	39:BR:84:ARG:HA	2.21	0.41
57:DB:53:A:H2'	57:DB:53:A:N3	2.36	0.41
53:CA:631:C:O3'	53:CA:632:U:H6	2.03	0.41
25:DD:15:PHE:CE2	37:DP:77:SER:HA	2.56	0.41
1:AA:1492:A:H2'	1:AA:1493:A:H5''	2.03	0.41
7:AG:55:LYS:HB3	7:AG:55:LYS:HE3	1.88	0.41
53:CA:599:C:H4'	8:CH:121:GLY:CA	2.51	0.41
1:AA:1248:A:C2	9:AI:71:ILE:HD11	2.56	0.41
22:DA:851:C:O4'	47:DZ:46:MET:HG2	2.21	0.41
22:BA:496:G:C5	22:BA:497:A:C8	3.09	0.41
23:BB:46:A:C4	23:BB:47:C:C5	3.09	0.41
36:BO:55:GLU:OE1	36:BO:58:ILE:CD1	2.68	0.41
10:AJ:49:PHE:CE1	14:AN:76:PHE:HZ	2.39	0.41
7:AG:144:ALA:C	7:AG:146:ALA:H	2.24	0.41
28:BG:70:LEU:HD23	28:BG:70:LEU:HA	1.77	0.41
25:BD:47:ALA:HA	25:BD:84:LEU:HG	2.03	0.41
35:DN:82:GLU:O	35:DN:86:ARG:HG3	2.21	0.41
22:BA:384:A:H2'	22:BA:385:C:H5'	2.01	0.41
22:DA:1973:G:O2'	22:DA:1974:C:H5'	2.20	0.41
53:CA:775:G:H2'	53:CA:776:G:H5'	2.03	0.41
1:AA:895:G:C5	1:AA:896:C:C4	3.09	0.41
48:B0:33:SER:OG	48:B0:35:GLU:HG3	2.21	0.41
22:BA:1440:U:H2'	22:BA:1441:G:O4'	2.21	0.41
22:DA:863:A:C2	22:DA:864:G:C4	3.09	0.41
30:DI:29:GLN:O	30:DI:30:GLN:HB3	2.20	0.41
1:AA:462:G:H5''	1:AA:463:U:OP2	2.21	0.41
33:BL:23:ILE:HG22	33:BL:24:GLY:N	2.34	0.41
4:CD:165:GLU:O	4:CD:166:LYS:HB3	2.20	0.41
1:AA:1378:C:N4	1:AA:1379:G:C4	2.89	0.41
22:BA:2868:A:C2	22:BA:2869:G:C4	3.09	0.41
22:BA:2193:G:H2'	22:BA:2194:U:H6	1.86	0.41
22:BA:434:U:H4'	22:BA:435:C:OP1	2.20	0.41
22:BA:435:C:C2'	22:BA:436:C:H5'	2.50	0.41

Continued on next page...

Continued from previous page...

Atom-1	Atom-2	Interatomic distance (Å)	Clash overlap (Å)
22:BA:723:C:H2'	22:BA:724:U:O4'	2.20	0.41
9:CI:37:TYR:HD2	9:CI:37:TYR:N	2.19	0.41
51:B3:9:ALA:HB3	51:B3:61:LEU:HD21	2.02	0.41
53:CA:444:G:C2	53:CA:445:G:C4	3.09	0.41
22:BA:1588:G:C2	22:BA:1589:U:C6	3.09	0.41
22:BA:2523:G:O2'	22:BA:2524:G:H5'	2.21	0.41
1:AA:675:A:OP1	18:AR:70:THR:HG21	2.21	0.41
22:DA:813:U:C2	22:DA:1195:G:N2	2.89	0.41
22:DA:2064:C:O3'	22:DA:2251:G:N2	2.54	0.41
22:DA:2805:C:H2'	22:DA:2806:C:O4'	2.21	0.41
53:CA:1438:G:C2	53:CA:1464:U:O2	2.74	0.41
5:CE:157:GLY:HA3	8:CH:63:LYS:HE3	2.03	0.41
53:CA:1126:U:O4'	53:CA:1281:C:C2	2.74	0.41
42:BU:33:VAL:O	42:BU:64:ILE:HG22	2.20	0.41
22:BA:1577:C:H2'	22:BA:1578:U:O4'	2.20	0.41
8:AH:11:THR:HA	8:AH:14:ARG:HB3	2.03	0.41
22:DA:1659:G:C4	22:DA:2002:G:N2	2.89	0.41
24:BC:142:ASN:CG	24:BC:142:ASN:O	2.58	0.41
22:BA:1174:U:O2	22:BA:1174:U:O4'	2.39	0.41
22:BA:1686:C:H6	22:BA:1686:C:O5'	2.04	0.41
22:BA:1528:A:H2'	22:BA:1529:G:O4'	2.21	0.41
49:D1:38:PHE:CD2	49:D1:39:ASP:N	2.89	0.41
28:DG:169:ARG:O	28:DG:170:THR:HB	2.21	0.41
23:BB:17:C:H2'	23:BB:18:G:O4'	2.21	0.41
4:AD:164:ARG:O	4:AD:165:GLU:C	2.59	0.41
22:BA:1365:A:N6	22:BA:1366:A:C6	2.89	0.41
1:AA:938:A:C6	1:AA:939:G:C5	3.09	0.41
1:AA:1480:A:C6	1:AA:1481:U:C4	3.09	0.41
25:BD:103:ASP:O	25:BD:104:VAL:C	2.58	0.41
22:BA:2870:C:O2'	22:BA:2871:U:H5'	2.21	0.41
25:BD:22:ILE:HA	25:BD:23:PRO:HD3	1.92	0.41
22:BA:69:C:O2'	22:BA:70:G:H5'	2.21	0.41
53:CA:836:G:OP1	18:CR:49:LYS:NZ	2.47	0.41
53:CA:380:G:N2	53:CA:382:A:H3'	2.36	0.41
33:BL:62:PRO:HG2	51:B3:24:LYS:HB3	2.03	0.41
25:BD:40:LEU:O	25:BD:41:ALA:C	2.59	0.41
13:AM:22:TYR:CE2	13:AM:69:ARG:HG2	2.56	0.41
22:DA:2249:U:H6	22:DA:2249:U:O5'	2.04	0.41
40:DS:19:LEU:HD12	40:DS:19:LEU:HA	1.92	0.41
2:AB:105:THR:HG22	2:AB:105:THR:O	2.20	0.41
4:AD:84:ASN:HB3	4:AD:87:GLU:HG2	2.02	0.41

Continued on next page...

Continued from previous page...

Atom-1	Atom-2	Interatomic distance (Å)	Clash overlap (Å)
22:BA:2091:C:H4'	45:BX:55:MET:SD	2.61	0.41
1:AA:1118:U:O4'	1:AA:1179:A:H1'	2.21	0.41
22:BA:700:G:H2'	22:BA:701:G:O4'	2.21	0.41
12:CL:78:VAL:HG23	12:CL:101:LEU:HD12	2.03	0.41
22:DA:2526:G:C5	22:DA:2527:C:C5	3.09	0.41
53:CA:121:U:H3'	53:CA:121:U:P	2.61	0.41
22:BA:1179:G:N7	22:BA:1180:U:H1'	2.30	0.41
22:DA:2347:C:H2'	22:DA:2348:U:C5	2.56	0.41
1:AA:961:U:OP2	1:AA:1223:C:H1'	2.20	0.41
57:DB:16:G:C6	57:DB:69:G:C5	3.09	0.41
22:DA:2337:G:C2	22:DA:2338:C:C2	3.09	0.41
22:BA:2364:C:O2'	22:BA:2365:G:H5'	2.21	0.41
44:BW:37:VAL:CG1	44:BW:55:ASP:HB2	2.50	0.41
44:BW:30:VAL:HA	44:BW:60:ALA:O	2.20	0.41
22:DA:121:G:N3	22:DA:131:A:C2	2.89	0.41
22:BA:1059:G:C6	22:BA:1060:U:N3	2.89	0.41
54:CG:30:MET:HE2	54:CG:30:MET:HB3	1.99	0.41
22:DA:295:G:N2	22:DA:296:U:C6	2.89	0.41
53:CA:1129:C:C5	53:CA:1139:G:C5	3.09	0.41
53:CA:1149:C:N4	53:CA:1150:A:N6	2.68	0.41
22:DA:1731:G:C2	22:DA:1733:G:C5	3.08	0.41
22:DA:1019:U:C4	22:DA:1020:A:N6	2.89	0.41
9:CI:51:LEU:HB2	9:CI:56:MET:HB3	2.03	0.41
37:DP:21:PRO:HA	37:DP:46:VAL:CG1	2.51	0.41
22:DA:217:A:H2'	22:DA:218:A:C8	2.56	0.41
17:AQ:22:VAL:O	17:AQ:42:LYS:HA	2.21	0.41
22:DA:1071:G:O2'	22:DA:1072:C:O5'	2.39	0.41
22:DA:1082:U:H4'	30:DI:117:THR:O	2.21	0.41
51:B3:30:HIS:ND1	51:B3:31:ILE:HG22	2.36	0.41
22:DA:58:G:N3	22:DA:73:A:C2	2.89	0.41
22:BA:1730:C:H2'	22:BA:1730:C:H6	1.72	0.41
53:CA:654:G:H2'	53:CA:655:A:O4'	2.21	0.41
2:CB:103:TRP:CD1	2:CB:107:ARG:HB3	2.55	0.41
53:CA:980:C:O3'	14:CN:12:ARG:NH2	2.54	0.41
14:CN:60:ARG:NH2	14:CN:70:HIS:HB3	2.35	0.41
53:CA:1055:A:C8	53:CA:1206:G:N2	2.89	0.41
53:CA:994:A:O2'	53:CA:995:C:C6	2.67	0.41
22:DA:308:G:N1	22:DA:309:A:C2	2.88	0.41
22:DA:333:G:O2'	22:DA:334:C:O5'	2.39	0.41
58:DF:110:ILE:HB	58:DF:113:PHE:HB2	2.03	0.41
22:DA:2314:A:H2'	22:DA:2315:G:C8	2.56	0.41

Continued on next page...

Continued from previous page...

Atom-1	Atom-2	Interatomic distance (Å)	Clash overlap (Å)
22:DA:2314:A:H2'	22:DA:2315:G:H8	1.85	0.41
22:BA:1166:G:C2'	22:BA:1167:C:H5'	2.51	0.41
5:CE:39:GLY:HA2	5:CE:44:ARG:O	2.21	0.41
22:DA:2024:G:H2'	22:DA:2025:C:O4'	2.21	0.41
22:BA:1966:A:C2	22:BA:2593:U:O4'	2.73	0.41
22:DA:1655:A:H4'	25:DD:118:PHE:CD1	2.56	0.41
25:DD:113:SER:OG	25:DD:114:LYS:N	2.54	0.41
53:CA:372:C:C4'	53:CA:373:A:OP2	2.67	0.41
22:DA:1358:G:N2	22:DA:1374:G:C6	2.89	0.41
35:BN:31:HIS:O	35:BN:33:ILE:N	2.52	0.41
52:D4:37:GLN:HG2	52:D4:38:GLY:N	2.35	0.41
55:CM:97:ARG:O	55:CM:97:ARG:HG2	2.21	0.41
26:BE:145:ASP:OD1	26:BE:183:PHE:HD2	2.04	0.41
2:AB:219:THR:HG23	2:AB:220:VAL:H	1.86	0.41
22:DA:2443:C:H2'	22:DA:2444:G:C8	2.56	0.41
56:CP:78:VAL:C	56:CP:80:LYS:N	2.74	0.41
1:AA:198:G:C6	1:AA:220:G:N3	2.88	0.41
5:CE:57:ALA:O	5:CE:61:LYS:HG3	2.20	0.41
42:BU:38:ILE:CG2	42:BU:39:ASN:N	2.65	0.41
53:CA:251:G:C2	53:CA:266:G:O6	2.74	0.41
34:DM:38:ARG:CZ	34:DM:38:ARG:HB3	2.51	0.41
22:BA:2150:C:C5	22:BA:2151:U:O4	2.74	0.41
22:DA:576:U:O2'	22:DA:2502:G:C6	2.74	0.41
22:DA:2504:U:O2'	22:DA:2572:A:N1	2.49	0.41
22:BA:2578:G:C5	25:BD:145:SER:HB2	2.56	0.41
53:CA:1125:U:C6	10:CJ:40:ILE:HG12	2.56	0.41
34:BM:73:ILE:HB	34:BM:91:TYR:O	2.21	0.41
53:CA:327:A:HO2'	53:CA:328:C:H6	1.69	0.41
22:DA:288:U:H2'	22:DA:289:G:C8	2.55	0.41
22:DA:352:A:C2	22:DA:353:C:H1'	2.56	0.41
33:BL:80:SER:HB3	33:BL:115:GLU:OE2	2.21	0.41
22:DA:223:A:H61	22:DA:422:A:N6	2.18	0.41
28:DG:48:THR:O	28:DG:49:LEU:CB	2.65	0.41
1:AA:325:A:N6	1:AA:326:G:N1	2.69	0.41
13:AM:44:ILE:N	13:AM:44:ILE:HD12	2.35	0.41
53:CA:892:A:C5	53:CA:893:C:C5	3.09	0.41
22:DA:99:U:C5	42:DU:6:ARG:NH2	2.89	0.41
22:BA:1104:C:H2'	22:BA:1105:U:H6	1.86	0.41
58:DF:30:VAL:HG12	58:DF:157:THR:HG21	2.03	0.41
22:DA:1269:A:H2'	22:DA:1270:C:C6	2.56	0.41
46:BY:9:LYS:HA	46:BY:9:LYS:HZ1	1.82	0.41

Continued on next page...

Continued from previous page...

Atom-1	Atom-2	Interatomic distance (Å)	Clash overlap (Å)
1:AA:1040:U:H2'	1:AA:1041:G:C8	2.55	0.41
22:BA:1016:G:H2'	22:BA:1017:G:O5'	2.20	0.41
1:AA:263:A:P	20:AT:73:ARG:NH1	2.94	0.41
50:D2:24:THR:O	50:D2:28:ARG:HB3	2.21	0.41
50:D2:24:THR:HG23	50:D2:28:ARG:H	1.86	0.41
3:AC:21:TRP:HB3	3:AC:58:ARG:HG2	2.03	0.41
19:AS:30:LEU:O	19:AS:49:ALA:HB3	2.21	0.41
53:CA:1394:A:H4'	53:CA:1395:C:OP2	2.20	0.41
1:AA:1328:C:OP1	13:AM:27:THR:OG1	2.33	0.41
42:BU:94:PHE:O	42:BU:94:PHE:CG	2.73	0.41
22:BA:1206:G:C5	22:BA:1207:C:C4	3.09	0.41
29:DH:4:ILE:HG22	29:DH:5:LEU:N	2.36	0.41
22:BA:2315:G:O2'	22:BA:2316:G:H5'	2.21	0.41
55:CM:92:ARG:HD2	19:CS:79:TYR:OH	2.21	0.41
19:CS:79:TYR:CG	19:CS:80:ARG:N	2.89	0.41
22:BA:454:A:H4'	22:BA:455:C:OP2	2.21	0.41
58:DF:128:SER:HA	58:DF:153:ILE:O	2.21	0.41
22:DA:1973:G:H2'	22:DA:1974:C:H6	1.86	0.41
53:CA:487:A:H2'	53:CA:488:C:O4'	2.20	0.41
57:DB:81:G:C5	57:DB:82:U:C4	3.09	0.41
22:DA:291:G:N1	22:DA:350:G:C5	2.89	0.41
1:AA:1190:G:OP1	3:AC:4:VAL:HG12	2.21	0.41
22:BA:1496:A:H2'	22:BA:1498:C:N4	2.35	0.41
22:DA:2540:C:H2'	22:DA:2541:A:C8	2.55	0.41
22:BA:1998:A:H2'	22:BA:1999:C:C6	2.56	0.41
22:DA:2548:U:H2'	22:DA:2549:G:O4'	2.21	0.41
57:DB:98:G:H1	43:DV:14:LYS:HB2	1.85	0.41
6:AF:75:GLU:O	6:AF:78:PHE:HB2	2.21	0.41
22:DA:2201:G:C5	22:DA:2202:U:C5	3.09	0.41
23:BB:114:C:O4'	36:BO:47:VAL:HG22	2.21	0.41
22:BA:1738:G:O2'	22:BA:1739:A:O5'	2.36	0.41
1:AA:425:G:C2'	1:AA:426:U:H5'	2.51	0.41
22:BA:1979:U:H2'	22:BA:1980:G:H5'	2.03	0.41
22:BA:1927:A:H2'	22:BA:1928:A:C8	2.56	0.41
5:AE:33:THR:HG21	5:AE:49:TYR:OH	2.20	0.41
24:DC:213:ARG:HB3	24:DC:214:GLY:H	1.52	0.41
22:DA:1601:G:C5	22:DA:1602:U:C4	3.09	0.41
1:AA:785:G:O2'	1:AA:786:G:H5'	2.20	0.41
26:BE:37:ALA:C	26:BE:39:ALA:H	2.23	0.41
9:CI:91:GLU:HG3	9:CI:91:GLU:O	2.21	0.41
24:DC:102:TYR:HD1	24:DC:102:TYR:HA	1.81	0.41

Continued on next page...

Continued from previous page...

Atom-1	Atom-2	Interatomic distance (Å)	Clash overlap (Å)
5:AE:147:ASN:N	5:AE:147:ASN:OD1	2.54	0.41
36:DO:56:LYS:HD3	36:DO:56:LYS:O	2.21	0.41
42:DU:48:VAL:HA	42:DU:49:PRO:HD3	1.89	0.41
22:BA:152:A:H2'	22:BA:153:U:C6	2.56	0.41
22:DA:954:G:C5	22:DA:955:U:C5	3.09	0.41
45:DX:26:ARG:O	45:DX:27:ARG:HB3	2.21	0.40
38:BQ:63:ARG:HH22	38:BQ:96:ASP:N	2.19	0.40
38:BQ:94:LEU:HD22	38:BQ:94:LEU:HA	1.77	0.40
38:BQ:91:ARG:HB2	38:BQ:94:LEU:HB2	2.04	0.40
22:DA:1394:U:C3'	22:DA:1394:U:C6	3.04	0.40
22:DA:1395:A:C4	22:DA:1398:C:C5	3.09	0.40
22:DA:1248:G:C5	26:DE:46:GLN:NE2	2.89	0.40
22:DA:444:C:O2'	22:DA:445:C:P	2.79	0.40
31:DJ:114:LEU:O	31:DJ:117:ALA:HB3	2.21	0.40
22:DA:857:G:H1'	44:DW:19:ARG:CZ	2.51	0.40
44:DW:44:PHE:HB3	44:DW:78:PHE:HD1	1.84	0.40
44:BW:67:LYS:HG3	44:BW:69:GLU:HG3	2.02	0.40
39:DR:4:VAL:O	39:DR:38:VAL:HG23	2.21	0.40
22:DA:2259:U:C4'	22:DA:2427:C:H2'	2.50	0.40
22:DA:1071:G:H8	22:DA:1071:G:OP1	2.04	0.40
2:CB:80:LYS:O	2:CB:84:LEU:N	2.45	0.40
5:AE:97:PRO:HB2	5:AE:98:ALA:H	1.62	0.40
35:DN:42:LYS:HA	35:DN:45:ARG:HD3	2.02	0.40
22:DA:2298:A:O2'	22:DA:2299:U:C6	2.70	0.40
11:AK:125:LYS:O	21:AU:33:ARG:NH1	2.53	0.40
22:BA:616:A:H2'	22:BA:617:G:O4'	2.21	0.40
22:DA:1300:G:H5'	22:DA:1301:A:C2	2.56	0.40
53:CA:985:C:C4	53:CA:986:U:C4	3.08	0.40
22:DA:1944:U:C4	22:DA:1955:U:C5	3.09	0.40
22:BA:1508:A:O2'	22:BA:1509:A:P	2.79	0.40
22:DA:1392:A:H61	41:DT:18:GLU:HG3	1.85	0.40
22:DA:191:A:N6	22:DA:203:A:H2'	2.36	0.40
22:DA:203:A:OP2	22:DA:204:A:O2'	2.32	0.40
22:DA:1263:U:O2'	48:D0:7:PRO:HD2	2.21	0.40
25:DD:129:THR:HG22	25:DD:130:GLN:O	2.21	0.40
26:BE:119:ILE:CG1	26:BE:119:ILE:O	2.69	0.40
32:BK:71:ARG:HB2	32:BK:72:PRO:CD	2.36	0.40
56:CP:75:ILE:HG23	56:CP:80:LYS:HD2	2.02	0.40
22:DA:1417:C:O5'	22:DA:1587:G:N2	2.54	0.40
4:AD:122:ILE:N	4:AD:122:ILE:HD13	2.37	0.40
53:CA:1343:G:H2'	53:CA:1344:C:C6	2.55	0.40

Continued on next page...

Continued from previous page...

Atom-1	Atom-2	Interatomic distance (Å)	Clash overlap (Å)
53:CA:756:C:O2'	53:CA:757:U:H5'	2.21	0.40
22:DA:16:C:H2'	22:DA:17:G:C8	2.56	0.40
1:AA:1062:U:H2'	1:AA:1063:C:C5	2.56	0.40
3:CC:129:PHE:O	3:CC:130:ARG:C	2.59	0.40
22:DA:1492:G:C5	22:DA:1496:A:N6	2.89	0.40
8:CH:29:SER:O	8:CH:31:LEU:N	2.55	0.40
6:AF:99:ALA:O	6:AF:100:SER:CB	2.68	0.40
22:DA:717:C:N4	22:DA:718:A:C8	2.89	0.40
29:DH:9:VAL:O	29:DH:10:ALA:O	2.39	0.40
22:BA:1187:G:HO2'	22:BA:1188:U:H6	1.67	0.40
53:CA:71:A:O2'	53:CA:72:A:O4'	2.22	0.40
22:DA:85:G:OP2	42:DU:27:VAL:HG11	2.20	0.40
22:BA:28:A:H2'	22:BA:29:U:O4'	2.21	0.40
22:BA:582:A:H2'	22:BA:583:G:C8	2.56	0.40
22:DA:1723:G:H2'	22:DA:1724:G:C8	2.46	0.40
20:AT:34:VAL:HG11	20:AT:78:LEU:HD22	2.02	0.40
53:CA:1084:G:OP1	53:CA:1086:U:C2	2.75	0.40
22:DA:1593:A:C6	22:DA:1594:U:N3	2.89	0.40
1:AA:807:A:C8	1:AA:808:C:H5	2.39	0.40
8:AH:48:PHE:CD2	8:AH:49:LYS:N	2.88	0.40
1:AA:1533:C:C3'	1:AA:1534:A:H5''	2.47	0.40
53:CA:423:G:N3	53:CA:423:G:C2'	2.83	0.40
2:AB:49:PHE:CD1	2:AB:53:LEU:HD23	2.56	0.40
53:CA:599:C:O3'	8:CH:121:GLY:HA3	2.21	0.40
22:BA:520:G:H2'	22:BA:521:U:H6	1.83	0.40
43:BV:38:LEU:HD12	43:BV:38:LEU:HA	1.94	0.40
41:DT:11:LEU:CD1	41:DT:11:LEU:H	2.35	0.40
37:BP:96:LEU:HD12	37:BP:96:LEU:HA	1.68	0.40
22:BA:2021:C:OP1	48:B0:8:THR:HG21	2.22	0.40
2:AB:100:LEU:HD12	2:AB:178:LEU:CD2	2.50	0.40
1:AA:1216:A:C6	1:AA:1217:C:N4	2.89	0.40
37:BP:13:LYS:HE3	37:BP:76:HIS:CA	2.51	0.40
1:AA:1261:A:N1	1:AA:1274:A:N3	2.68	0.40
22:BA:745:G:C3'	22:BA:746:U:H5'	2.51	0.40
22:BA:879:G:H2'	22:BA:880:G:H8	1.82	0.40
2:AB:103:TRP:CZ3	2:AB:107:ARG:HD3	2.56	0.40
57:DB:7:G:N2	36:DO:47:VAL:HG21	2.36	0.40
22:BA:522:A:N6	22:BA:523:C:N4	2.69	0.40
22:BA:156:A:C6	22:BA:157:C:C4	3.08	0.40
1:AA:189:A:H2'	1:AA:190:A:C8	2.56	0.40
22:DA:1404:C:O2'	22:DA:1405:U:H5'	2.21	0.40

Continued on next page...

Continued from previous page...

Atom-1	Atom-2	Interatomic distance (Å)	Clash overlap (Å)
19:AS:79:TYR:O	19:AS:80:ARG:HB3	2.21	0.40
58:DF:1:ALA:HA	58:DF:97:GLU:HB3	2.03	0.40
22:DA:2373:G:O2'	22:DA:2374:C:H5'	2.21	0.40
36:DO:4:LYS:HG3	36:DO:8:ILE:HD11	2.03	0.40
22:BA:1243:C:H1'	33:BL:4:ASN:O	2.22	0.40
22:BA:2386:A:H2'	22:BA:2387:U:C6	2.56	0.40
22:BA:1455:G:OP2	62:BA:3411:HOH:O	2.22	0.40
1:AA:668:G:O2'	1:AA:669:G:H5'	2.21	0.40
26:DE:2:GLU:HA	26:DE:13:THR:HA	2.03	0.40
44:BW:63:ASP:OD1	44:BW:63:ASP:N	2.53	0.40
22:DA:2396:G:C2	22:DA:2421:G:C2	3.09	0.40
38:BQ:60:TRP:O	38:BQ:63:ARG:HG3	2.21	0.40
22:DA:1607:C:H4'	22:DA:1608:A:O5'	2.20	0.40
57:DB:55:U:H5'	58:DF:24:VAL:CG2	2.52	0.40
22:DA:128:C:O2'	22:DA:129:C:O4'	2.39	0.40
53:CA:1146:A:H2'	53:CA:1147:C:C5	2.56	0.40
39:DR:38:VAL:O	39:DR:53:PHE:HA	2.20	0.40
22:DA:1022:G:C6	22:DA:1140:C:C5	3.09	0.40
22:DA:2388:A:N7	22:DA:2389:G:C6	2.89	0.40
22:DA:764:A:N3	22:DA:781:A:C6	2.90	0.40
22:DA:1079:C:C4	22:DA:1088:A:C2	3.10	0.40
22:DA:1056:G:O5'	22:DA:1085:A:C2	2.74	0.40
22:DA:2298:A:O2'	22:DA:2299:U:O5'	2.39	0.40
39:BR:39:LEU:CD2	39:BR:39:LEU:N	2.78	0.40
22:BA:588:U:O4	22:BA:670:A:H1'	2.21	0.40
14:CN:62:ARG:HB3	14:CN:68:ARG:O	2.20	0.40
22:DA:476:G:HO2'	22:DA:477:A:P	2.44	0.40
22:DA:476:G:O2'	22:DA:477:A:O5'	2.39	0.40
47:BZ:29:ARG:H	47:BZ:33:HIS:CD2	2.39	0.40
53:CA:1213:A:O2'	53:CA:1214:C:H5'	2.21	0.40
22:DA:2310:C:O2'	22:DA:2311:A:C5'	2.69	0.40
22:DA:632:A:H2'	22:DA:633:A:C8	2.56	0.40
22:DA:876:C:HO2'	22:DA:877:A:P	2.43	0.40
22:DA:668:A:C2	22:DA:670:A:C6	3.09	0.40
12:AL:62:VAL:HG22	12:AL:63:THR:O	2.21	0.40
9:AI:18:VAL:HG11	9:AI:82:ILE:HA	2.03	0.40
17:AQ:12:VAL:CG1	17:AQ:13:SER:H	2.34	0.40
1:AA:544:G:C5	1:AA:545:C:C5	3.09	0.40
25:BD:62:LYS:CB	25:BD:63:PRO:HD3	2.52	0.40
34:DM:93:VAL:HG22	34:DM:94:ALA:N	2.36	0.40
26:DE:90:GLN:CG	26:DE:92:HIS:NE2	2.84	0.40

Continued on next page...

Continued from previous page...

Atom-1	Atom-2	Interatomic distance (Å)	Clash overlap (Å)
2:AB:207:ARG:HB3	2:AB:207:ARG:HH11	1.87	0.40
1:AA:7:A:C8	5:AE:123:LEU:HD22	2.55	0.40
22:BA:2578:G:N3	22:BA:2578:G:H2'	2.36	0.40
53:CA:320:A:C2	53:CA:334:C:C2	3.09	0.40
24:DC:66:PHE:HD2	24:DC:142:ASN:HD21	1.69	0.40
24:DC:180:MET:CE	24:DC:268:ARG:HE	2.34	0.40
53:CA:429:U:H4'	53:CA:430:A:O5'	2.18	0.40
23:BB:49:C:O3'	36:BO:68:LYS:HE2	2.21	0.40
53:CA:1003:G:N2	53:CA:1038:C:C2	2.89	0.40
30:BI:41:PHE:N	30:BI:68:PHE:HZ	2.19	0.40
22:DA:1379:U:C2'	22:DA:1379:U:O2	2.62	0.40
22:DA:1865:U:O2	22:DA:1877:A:N1	2.54	0.40
22:DA:537:G:C2	22:DA:555:G:C2	3.10	0.40
58:DF:37:MET:CA	58:DF:151:LEU:HB3	2.52	0.40
22:BA:2032:G:N3	25:BD:150:GLN:HG2	2.36	0.40
1:AA:978:A:H1'	1:AA:1322:C:H5	1.86	0.40
22:DA:1652:A:C2	22:DA:2006:C:C2	3.09	0.40
26:BE:48:THR:C	26:BE:50:ALA:H	2.24	0.40
22:BA:1936:A:H4'	22:BA:1937:A:OP2	2.18	0.40
26:DE:31:VAL:HG11	26:DE:100:MET:O	2.21	0.40
22:BA:571:U:C4	22:BA:575:A:C5	3.09	0.40
22:BA:2308:G:C5	27:BF:76:PHE:CE2	3.09	0.40
18:CR:21:ASP:HB3	18:CR:23:LYS:CG	2.48	0.40
40:DS:24:ILE:HB	40:DS:32:ALA:HB1	2.03	0.40
26:DE:3:LEU:HA	26:DE:3:LEU:HD12	1.96	0.40
56:CP:38:PHE:CE2	56:CP:51:ARG:HB3	2.56	0.40
56:CP:48:GLU:CD	56:CP:51:ARG:HB2	2.42	0.40
26:DE:119:ILE:CD1	26:DE:143:LEU:HD21	2.51	0.40
26:DE:5:LEU:CD1	26:DE:10:SER:HB2	2.51	0.40
1:AA:1373:G:C5'	7:AG:35:LYS:HB2	2.51	0.40
22:BA:2016:U:C4	22:BA:2017:U:C4	3.10	0.40
53:CA:367:U:C6	53:CA:394:G:N2	2.89	0.40
22:DA:2:G:C5	22:DA:3:U:C5	3.09	0.40
1:AA:299:G:O6	62:AA:1843:HOH:O	2.19	0.40
1:AA:513:C:N3	1:AA:539:A:C2	2.89	0.40
10:AJ:14:ASP:HB2	10:AJ:17:LEU:HB3	2.03	0.40
1:AA:1143:G:H2'	1:AA:1144:G:C8	2.56	0.40
10:CJ:37:ARG:CB	10:CJ:75:ASP:HB3	2.51	0.40
53:CA:728:A:C6	53:CA:729:A:C6	3.09	0.40
53:CA:728:A:N1	53:CA:729:A:C6	2.89	0.40
22:DA:2376:A:C2	36:DO:99:TYR:CE2	3.10	0.40

Continued on next page...

Continued from previous page...

Atom-1	Atom-2	Interatomic distance (Å)	Clash overlap (Å)
4:CD:84:ASN:HB3	4:CD:87:GLU:HG3	2.03	0.40
37:DP:102:ARG:O	37:DP:103:THR:CB	2.70	0.40
22:BA:1864:U:H2'	22:BA:1865:U:H5'	2.03	0.40
1:AA:791:G:C6	1:AA:792:A:N7	2.89	0.40
22:DA:2540:C:H2'	22:DA:2541:A:O4'	2.21	0.40
33:BL:78:ARG:HB3	33:BL:113:ALA:CB	2.51	0.40
25:BD:120:GLY:HA2	25:BD:162:ALA:HB1	2.04	0.40
42:BU:51:LEU:O	42:BU:52:ASN:HB2	2.21	0.40
39:DR:98:ILE:HG22	39:DR:98:ILE:O	2.21	0.40
9:CI:37:TYR:CD2	9:CI:37:TYR:N	2.89	0.40
22:BA:337:C:H2'	22:BA:338:G:O4'	2.21	0.40
22:DA:1690:A:H2'	22:DA:1691:C:O4'	2.21	0.40
22:BA:1265:A:O4'	22:BA:1267:U:C6	2.74	0.40
3:AC:57:GLU:HG2	3:AC:64:ARG:HB3	2.04	0.40
1:AA:240:G:H4'	1:AA:240:G:OP1	2.22	0.40
51:B3:7:ARG:HD2	51:B3:7:ARG:HA	1.43	0.40
29:BH:104:THR:O	29:BH:104:THR:HG23	2.20	0.40
53:CA:185:U:H6	53:CA:185:U:O5'	2.04	0.40
22:BA:1675:C:O2	22:BA:1675:C:H2'	2.21	0.40
22:DA:1345:C:O2'	22:DA:1346:G:P	2.80	0.40
22:BA:2802:G:H2'	22:BA:2803:G:O4'	2.21	0.40
22:BA:1459:G:H5''	22:BA:1459:G:C8	2.56	0.40
6:AF:16:GLU:C	6:AF:18:VAL:H	2.24	0.40
22:DA:483:A:OP2	22:DA:484:C:C5	2.74	0.40
22:BA:2331:G:O2'	22:BA:2336:A:N1	2.35	0.40
44:BW:35:ILE:HG23	44:BW:35:ILE:O	2.20	0.40
44:BW:36:ILE:O	44:BW:39:GLN:CB	2.70	0.40
44:BW:36:ILE:O	44:BW:39:GLN:HB2	2.21	0.40
22:DA:1127:A:N7	22:DA:2488:G:O2'	2.43	0.40
22:DA:116:C:C4	22:DA:117:G:C5	3.09	0.40
41:BT:40:LYS:O	41:BT:41:ALA:C	2.59	0.40
41:BT:34:VAL:HG21	41:BT:43:ILE:HD12	2.02	0.40
22:DA:247:G:H5''	22:DA:386:G:O2'	2.22	0.40
22:DA:1437:C:H2'	22:DA:1438:U:H6	1.86	0.40
22:DA:2389:G:H5''	22:DA:2390:U:C5'	2.30	0.40
22:DA:1694:C:H4'	22:DA:1695:G:H5''	2.03	0.40
22:DA:1773:A:H2'	22:DA:1774:C:C5'	2.51	0.40
22:DA:1055:G:H3'	22:DA:1056:G:H5'	2.02	0.40
4:AD:145:ARG:C	4:AD:147:LYS:N	2.72	0.40
22:DA:399:U:H5''	45:DX:56:ARG:NH1	2.36	0.40
22:DA:67:U:C2	22:DA:68:G:C8	3.10	0.40

Continued on next page...

Continued from previous page...

Atom-1	Atom-2	Interatomic distance (Å)	Clash overlap (Å)
5:AE:100:GLU:HB3	5:AE:121:ASN:CB	2.52	0.40
8:CH:102:VAL:HG22	8:CH:125:ILE:HB	2.03	0.40
46:DY:25:GLN:HB2	46:DY:46:VAL:HG11	2.03	0.40
22:BA:162:U:H4'	22:BA:163:C:OP2	2.21	0.40
53:CA:198:G:C4	53:CA:199:A:C8	3.09	0.40
33:BL:19:LEU:HA	33:BL:27:LEU:O	2.22	0.40
53:CA:959:A:N6	53:CA:1222:G:H4'	2.36	0.40
53:CA:1359:C:H2'	53:CA:1361:G:OP2	2.21	0.40
22:DA:298:G:OP1	42:DU:83:GLY:HA2	2.21	0.40
22:DA:324:A:O2'	22:DA:325:G:O5'	2.38	0.40
53:CA:945:G:N2	53:CA:1334:G:H4'	2.36	0.40
22:DA:2307:G:H1	58:DF:38:GLY:HA3	1.86	0.40
22:DA:632:A:H4'	33:DL:68:SER:HA	2.02	0.40
22:DA:876:C:N3	22:DA:877:A:N7	2.69	0.40
22:BA:2155:U:C4	22:BA:2156:G:C6	3.10	0.40
29:DH:43:ASN:O	29:DH:47:PHE:CD2	2.74	0.40
41:DT:25:GLU:OE1	41:DT:30:ILE:HD13	2.22	0.40
2:CB:133:ALA:HA	2:CB:137:THR:CG2	2.51	0.40
2:CB:132:GLU:O	2:CB:137:THR:HG23	2.22	0.40
2:CB:116:LEU:HD13	2:CB:140:LEU:HB2	2.02	0.40
54:CG:88:VAL:CG2	54:CG:89:GLU:H	2.20	0.40
4:CD:151:GLN:O	4:CD:152:SER:C	2.59	0.40
32:DK:69:VAL:HG12	32:DK:70:ARG:N	2.36	0.40
1:AA:403:C:H2'	1:AA:404:G:H8	1.87	0.40
57:DB:83:G:C6	57:DB:94:A:C6	3.09	0.40
22:DA:2060:A:H2'	26:DE:63:LYS:HZ3	1.86	0.40
22:DA:1045:C:H5''	22:DA:1047:G:H1'	2.02	0.40
22:DA:1112:G:H2'	22:DA:1113:U:C5	2.56	0.40
24:DC:91:ALA:HB3	24:DC:103:ILE:HG23	2.02	0.40
53:CA:1102:A:H2'	53:CA:1103:C:C6	2.56	0.40
22:DA:279:A:N6	22:DA:361:G:C1'	2.79	0.40
22:DA:1884:G:H8	22:DA:1884:G:OP2	2.04	0.40
49:B1:8:ILE:N	49:B1:8:ILE:HD13	2.35	0.40
35:BN:84:GLY:N	35:BN:85:PRO:HD2	2.37	0.40
8:CH:54:THR:HG23	8:CH:55:LYS:N	2.30	0.40
22:DA:1296:G:H1'	22:DA:1645:G:N2	2.37	0.40
22:DA:2191:A:H3'	22:DA:2192:U:H6	1.87	0.40
30:BI:52:LEU:HD11	30:BI:81:LYS:HE2	2.03	0.40
21:CU:35:GLU:OE2	21:CU:35:GLU:CA	2.68	0.40
23:BB:15:A:O4'	23:BB:15:A:N3	2.53	0.40
30:BI:5:GLN:O	30:BI:6:ALA:HB2	2.21	0.40

Continued on next page...

Continued from previous page...

Atom-1	Atom-2	Interatomic distance (Å)	Clash overlap (Å)
29:BH:94:ILE:HG13	29:BH:99:ILE:HD11	2.03	0.40
12:CL:5:GLN:HG3	12:CL:9:LYS:HZ3	1.87	0.40
6:CF:56:LYS:O	6:CF:57:ALA:HB2	2.20	0.40
3:CC:133:MET:O	3:CC:137:VAL:HG23	2.21	0.40
22:BA:2423:U:O2'	22:BA:2424:C:OP2	2.29	0.40
24:BC:30:ALA:HA	24:BC:33:LEU:HD12	2.03	0.40
24:BC:134:ILE:O	24:BC:166:ARG:NH1	2.55	0.40
1:AA:108:G:H2'	1:AA:109:A:OP1	2.21	0.40
22:BA:960:A:C5'	22:BA:961:C:OP2	2.68	0.40
22:DA:845:A:N6	22:DA:932:U:H3	2.20	0.40
20:AT:32:LYS:O	20:AT:33:LYS:C	2.58	0.40
1:AA:1313:U:OP2	19:AS:5:LYS:HA	2.21	0.40
10:AJ:35:GLN:HG2	10:AJ:77:VAL:CB	2.46	0.40
38:DQ:4:LYS:HE3	38:DQ:7:VAL:HG22	2.04	0.40
53:CA:1086:U:O2'	53:CA:1087:G:H5'	2.22	0.40
22:BA:666:A:C5'	33:BL:48:ARG:HD2	2.51	0.40
40:DS:33:LEU:CA	40:DS:36:LEU:HD23	2.51	0.40
3:AC:21:TRP:HZ3	3:AC:23:ALA:HB3	1.83	0.40
12:CL:19:ASN:HD22	12:CL:19:ASN:N	2.15	0.40
22:BA:1009:A:OP2	31:BJ:39:LYS:CE	2.70	0.40
51:B3:54:LEU:HD12	51:B3:54:LEU:HA	1.72	0.40
1:AA:1117:A:O3'	9:AI:105:ARG:NE	2.50	0.40
1:AA:1371:G:OP1	9:AI:13:SER:HB3	2.21	0.40
1:AA:4:U:O2	1:AA:4:U:C2'	2.69	0.40
24:BC:257:ARG:NH1	24:BC:263:ASP:OD2	2.54	0.40
22:DA:1993:U:H4'	25:DD:133:THR:HG21	2.02	0.40
22:BA:974:G:N3	22:BA:1186:G:N2	2.69	0.40
53:CA:790:A:C6	53:CA:791:G:C6	3.09	0.40
53:CA:1408:A:C2	53:CA:1494:G:C2	3.09	0.40
22:DA:2786:U:O2'	22:DA:2787:C:H5'	2.21	0.40
22:BA:831:G:C5	22:BA:832:U:C5	3.10	0.40
1:AA:1264:U:O2	1:AA:1272:G:C2	2.75	0.40
1:AA:21:G:H1'	1:AA:914:A:H61	1.87	0.40
22:BA:863:A:H2'	22:BA:864:G:C8	2.57	0.40
6:CF:96:VAL:HG12	6:CF:97:THR:N	2.36	0.40
17:AQ:58:VAL:CG2	17:AQ:59:GLU:N	2.84	0.40
22:BA:1230:A:H2'	22:BA:1231:U:O4'	2.21	0.40
19:AS:10:ILE:HD11	19:AS:15:LEU:HD13	2.04	0.40
2:CB:183:PHE:CE2	2:CB:197:PHE:CD2	3.09	0.40
23:BB:2:G:C5	23:BB:119:A:C2	3.09	0.40
30:DI:105:LEU:O	30:DI:105:LEU:HD23	2.22	0.40

Continued on next page...

Continued from previous page...

Atom-1	Atom-2	Interatomic distance (Å)	Clash overlap (Å)
13:AM:39:ALA:HB3	13:AM:42:VAL:CG1	2.50	0.40
22:BA:2420:C:OP1	51:B3:33:THR:HB	2.20	0.40
53:CA:1040:U:C2'	53:CA:1041:G:H5'	2.52	0.40
53:CA:647:C:H2'	53:CA:648:A:C8	2.56	0.40
10:AJ:91:ASP:O	10:AJ:92:LEU:O	2.39	0.40
7:AG:72:VAL:HG12	7:AG:89:GLU:HA	2.03	0.40
12:CL:14:LYS:HE2	12:CL:15:VAL:C	2.41	0.40
22:DA:813:U:H2'	22:DA:814:C:C6	2.56	0.40
1:AA:617:G:H21	16:AP:14:ARG:NH1	2.19	0.40
2:CB:54:ALA:HA	2:CB:57:ASN:HB3	2.03	0.40
22:DA:92:U:C6	22:DA:93:G:C8	3.10	0.40
1:AA:292:G:C2	1:AA:309:A:C2	3.10	0.40
1:AA:659:U:O2'	1:AA:660:C:H5'	2.21	0.40
58:DF:71:LYS:O	58:DF:72:SER:HB3	2.21	0.40
22:DA:909:A:C6	22:DA:912:C:C2	3.09	0.40
4:AD:75:TYR:CD1	4:AD:75:TYR:C	2.94	0.40
9:AI:53:LEU:HD12	9:AI:53:LEU:N	2.35	0.40
47:BZ:22:THR:HG21	47:BZ:50:VAL:HG13	2.02	0.40
5:AE:92:ARG:HB2	5:AE:127:TYR:HB2	2.03	0.40
3:CC:116:ALA:HB2	3:CC:199:VAL:CG2	2.51	0.40
3:CC:116:ALA:HB2	3:CC:199:VAL:HG21	2.04	0.40
7:AG:106:ALA:HB1	7:AG:132:THR:HB	2.03	0.40
38:BQ:91:ARG:NE	39:BR:11:GLN:H	2.18	0.40
1:AA:976:G:N1	1:AA:1363:A:C2	2.90	0.40
22:DA:1324:G:C2	22:DA:1328:A:N6	2.90	0.40
29:BH:31:VAL:CG1	29:BH:36:ALA:O	2.70	0.40
44:BW:73:PRO:HG2	44:BW:76:ARG:HB2	2.04	0.40
22:DA:2355:G:H5''	44:DW:20:LEU:HD22	2.03	0.40
44:DW:37:VAL:O	44:DW:38:ARG:HB2	2.21	0.40
22:DA:2332:C:H5''	44:DW:76:ARG:HH12	1.87	0.40
22:DA:297:G:C2	22:DA:342:A:C2	3.10	0.40
53:CA:1130:A:C8	53:CA:1146:A:N1	2.90	0.40
53:CA:1255:G:H2'	53:CA:1278:G:H21	1.86	0.40
22:DA:1553:A:C8	22:DA:1555:G:O6	2.75	0.40
32:DK:92:GLU:O	32:DK:93:GLN:C	2.60	0.40
24:DC:144:GLU:HG3	24:DC:151:GLY:CA	2.51	0.40
20:AT:43:LYS:HZ3	20:AT:86:ALA:HA	1.86	0.40
22:DA:1068:G:O2'	22:DA:1069:A:H5'	2.20	0.40
5:AE:104:ILE:HD11	5:AE:114:LEU:HB3	2.01	0.40
22:BA:1131:G:N7	22:BA:2025:C:H4'	2.37	0.40
25:BD:106:LYS:O	25:BD:175:LEU:O	2.40	0.40

Continued on next page...

Continued from previous page...

Atom-1	Atom-2	Interatomic distance (Å)	Clash overlap (Å)
22:BA:160:A:C6	22:BA:161:A:C6	3.09	0.40
53:CA:242:G:N2	53:CA:285:C:C2	2.89	0.40
22:BA:612:G:O2'	22:BA:613:A:C8	2.74	0.40
2:CB:103:TRP:CB	2:CB:106:VAL:HB	2.49	0.40
22:DA:324:A:N3	22:DA:325:G:H1'	2.36	0.40
57:DB:40:U:H1'	57:DB:45:A:N6	2.36	0.40
22:DA:1845:G:C5	22:DA:1846:G:N7	2.90	0.40
22:BA:2134:A:OP1	22:BA:2134:A:H8	2.05	0.40
22:DA:748:G:OP2	40:DS:88:ARG:HG3	2.21	0.40
25:DD:20:VAL:HG12	25:DD:22:ILE:HG12	2.03	0.40
22:DA:2210:U:C4'	22:DA:2211:A:H5'	2.52	0.40
41:DT:85:VAL:O	41:DT:86:THR:OG1	2.36	0.40
1:AA:213:G:H2'	1:AA:214:C:H5'	2.04	0.40
22:BA:684:G:C6	22:BA:774:G:C4	3.10	0.40
28:DG:94:ARG:O	28:DG:95:ALA:HB2	2.21	0.40
22:DA:705:A:C2	22:DA:727:A:O4'	2.74	0.40
22:DA:727:A:O2'	22:DA:728:G:O4'	2.40	0.40
22:BA:137:U:OP2	22:BA:137:U:C5	2.74	0.40
26:BE:153:LEU:HB3	26:BE:171:ASP:HB2	2.03	0.40
22:BA:2197:U:C6	22:BA:2224:G:C6	3.10	0.40
3:CC:179:ALA:HA	3:CC:205:GLU:O	2.21	0.40
1:AA:71:A:C2	1:AA:72:A:N7	2.89	0.40
54:CG:41:ILE:HD13	54:CG:115:MET:HB3	2.04	0.40
4:AD:116:LEU:C	4:AD:122:ILE:HD11	2.40	0.40
2:AB:209:VAL:O	2:AB:210:THR:C	2.58	0.40
36:DO:57:ALA:C	36:DO:58:ILE:HD12	2.42	0.40
36:DO:62:LEU:HD13	36:DO:62:LEU:C	2.42	0.40
25:BD:133:THR:HG23	25:BD:134:HIS:CG	2.57	0.40
1:AA:466:A:C4'	1:AA:467:U:OP2	2.70	0.40
53:CA:1434:A:N6	53:CA:1435:G:C6	2.90	0.40
53:CA:411:A:O3'	53:CA:412:A:O4'	2.39	0.40
53:CA:413:G:C2	4:CD:32:LYS:HE3	2.56	0.40
22:DA:533:G:H5'	38:DQ:23:TYR:CD2	2.56	0.40
38:DQ:27:ARG:O	38:DQ:27:ARG:HG2	2.22	0.40
30:BI:56:VAL:HG22	30:BI:68:PHE:HB2	2.03	0.40
46:BY:61:ALA:C	46:BY:63:ALA:H	2.24	0.40
53:CA:881:G:C6	53:CA:882:C:C4	3.10	0.40
22:DA:1866:A:O2'	22:DA:1867:G:H5'	2.22	0.40
22:BA:2391:G:N2	22:BA:2429:G:O4'	2.55	0.40
25:BD:35:THR:CG2	25:BD:51:THR:HG22	2.51	0.40
22:BA:460:A:C2	22:BA:470:A:C5	3.09	0.40

Continued on next page...

Continued from previous page...

Atom-1	Atom-2	Interatomic distance (Å)	Clash overlap (Å)
29:BH:57:LYS:O	29:BH:61:VAL:HG23	2.21	0.40
4:AD:119:HIS:O	4:AD:120:LYS:C	2.59	0.40
22:BA:790:U:O2'	22:BA:791:C:H5'	2.21	0.40
58:DF:37:MET:HE3	58:DF:56:LEU:HB2	2.02	0.40
29:DH:58:LEU:HG	29:DH:62:LEU:HD11	2.03	0.40
29:DH:58:LEU:O	29:DH:61:VAL:HG12	2.22	0.40
53:CA:892:A:C5	53:CA:893:C:C4	3.08	0.40
22:BA:1105:U:O2	22:BA:1106:G:C8	2.75	0.40
22:DA:2568:U:H2'	22:DA:2569:G:O4'	2.22	0.40
22:DA:1651:G:C6	22:DA:1652:A:C5	3.10	0.40
22:DA:416:U:C4	22:DA:417:C:C4	3.09	0.40
22:DA:410:G:N2	22:DA:418:C:O2	2.54	0.40
22:BA:28:A:C4	22:BA:29:U:C6	3.10	0.40
22:BA:513:A:C2'	22:BA:514:A:H5'	2.51	0.40
1:AA:1180:A:H8	1:AA:1180:A:O5'	2.05	0.40
11:AK:19:VAL:HB	11:AK:34:THR:HG23	2.02	0.40
11:AK:19:VAL:HG22	11:AK:82:GLU:HG2	2.03	0.40
36:BO:76:LYS:N	36:BO:109:ALA:HB1	2.36	0.40
32:BK:70:ARG:HD3	32:BK:76:VAL:CG2	2.48	0.40
22:DA:469:G:OP2	26:DE:54:GLY:O	2.39	0.40
7:AG:68:VAL:HG21	7:AG:103:ILE:CG1	2.52	0.40
36:BO:59:ALA:HA	36:BO:62:LEU:CD1	2.51	0.40
31:DJ:1:MET:SD	31:DJ:2:LYS:HE3	2.61	0.40
47:BZ:43:ILE:HD12	47:BZ:47:ILE:HG13	2.04	0.40
35:BN:93:GLY:O	35:BN:95:THR:N	2.54	0.40
53:CA:1394:A:C5	53:CA:1501:C:H4'	2.56	0.40
53:CA:599:C:H4'	8:CH:121:GLY:HA3	2.03	0.40
22:BA:2808:G:N1	22:BA:2891:U:C5	2.90	0.40
28:BG:166:GLU:C	28:BG:166:GLU:OE2	2.60	0.40
33:DL:132:ARG:HA	33:DL:135:ILE:HG22	2.02	0.40
29:DH:5:LEU:HA	29:DH:36:ALA:CB	2.51	0.40
22:BA:2313:C:O2'	22:BA:2314:A:H5'	2.21	0.40
21:CU:28:LEU:C	21:CU:28:LEU:CD2	2.90	0.40
28:DG:22:VAL:HG12	28:DG:23:ILE:N	2.35	0.40
2:AB:103:TRP:HE1	2:AB:150:ILE:HD11	1.86	0.40
1:AA:129:A:O2'	1:AA:130:A:H5''	2.20	0.40
33:BL:66:PHE:C	33:BL:66:PHE:CD1	2.92	0.40
53:CA:1476:A:H2'	53:CA:1477:U:O4'	2.21	0.40
19:AS:62:THR:O	19:AS:63:ASP:C	2.60	0.40
1:AA:903:G:C4	1:AA:904:U:C5	3.09	0.40
17:AQ:50:ASN:OD1	17:AQ:50:ASN:N	2.54	0.40

Continued on next page...

Continued from previous page...

Atom-1	Atom-2	Interatomic distance (Å)	Clash overlap (Å)
22:DA:2579:C:H2'	22:DA:2580:U:O4'	2.21	0.40
22:BA:185:G:C6	22:BA:186:G:C5	3.09	0.40
8:AH:74:ILE:CD1	8:AH:128:VAL:HG22	2.51	0.40
53:CA:796:C:OP1	11:CK:127:ARG:HB3	2.21	0.40
22:BA:1312:U:H4'	22:BA:1313:U:O5'	2.21	0.40
53:CA:232:G:H2'	53:CA:233:C:O4'	2.22	0.40
22:BA:1838:C:C4	22:BA:1899:A:C4	3.09	0.40
43:BV:27:PRO:HD2	43:BV:87:GLN:O	2.21	0.40
3:AC:81:GLU:O	3:AC:84:GLU:HB3	2.20	0.40
22:DA:699:A:H2'	22:DA:700:G:O4'	2.22	0.40
22:BA:1637:A:H4'	22:BA:2711:A:O2'	2.21	0.40
8:CH:111:THR:HG22	8:CH:113:ARG:H	1.86	0.40
53:CA:125:U:O2'	53:CA:126:G:H5'	2.20	0.40
38:DQ:72:GLY:HA3	38:DQ:113:LYS:NZ	2.37	0.40
58:DF:166:ARG:H	58:DF:166:ARG:HG2	1.72	0.40
24:DC:250:GLN:HG2	24:DC:250:GLN:H	1.50	0.40
48:D0:49:ARG:HG3	48:D0:51:ARG:HH21	1.85	0.40
31:BJ:44:TYR:C	31:BJ:45:THR:HG22	2.42	0.40
38:BQ:57:ARG:NH2	38:BQ:92:LYS:HD2	2.37	0.40
22:DA:1331:G:C4	22:DA:1333:G:C8	3.09	0.40
22:BA:1176:U:H2'	22:BA:1177:G:N9	2.36	0.40
1:AA:983:A:C2'	1:AA:983:A:N3	2.84	0.40
51:D3:5:THR:O	51:D3:7:ARG:N	2.55	0.40
6:AF:3:HIS:CA	6:AF:92:THR:HG23	2.52	0.40
22:DA:2337:G:C6	22:DA:2338:C:N4	2.89	0.40
22:DA:917:A:H5''	22:DA:2268:A:H61	1.87	0.40
22:BA:2720:U:H5''	37:BP:52:ARG:NH2	2.37	0.40
22:DA:489:G:O2'	22:DA:491:G:H8	2.04	0.40
54:CG:22:LEU:O	54:CG:26:VAL:HG22	2.20	0.40
54:CG:26:VAL:HG23	54:CG:27:ASN:OD1	2.21	0.40
22:DA:2283:C:N4	22:DA:2389:G:C5	2.89	0.40
1:AA:1055:A:H8	1:AA:1055:A:O5'	2.05	0.40
17:AQ:20:ILE:H	17:AQ:47:ASP:CG	2.22	0.40
53:CA:80:A:H3'	53:CA:81:A:C5'	2.51	0.40
53:CA:82:G:C5	53:CA:89:U:C5	3.09	0.40
5:AE:110:MET:H	5:AE:113:VAL:CG1	2.31	0.40
39:BR:49:ILE:CB	39:BR:51:VAL:O	2.69	0.40
22:DA:139:U:N3	41:DT:1:MET:HA	2.37	0.40
41:DT:3:ARG:O	41:DT:4:GLU:C	2.59	0.40
15:AO:73:ASP:OD1	15:AO:75:ALA:HB3	2.21	0.40
33:BL:18:ARG:HH11	33:BL:18:ARG:HD3	1.74	0.40

Continued on next page...

Continued from previous page...

Atom-1	Atom-2	Interatomic distance (Å)	Clash overlap (Å)
53:CA:1223:C:H5''	53:CA:1224:U:OP2	2.22	0.40
53:CA:963:G:N1	53:CA:973:G:O6	2.54	0.40
22:BA:1509:A:C2	22:BA:1510:G:C8	3.09	0.40
22:DA:141:G:HO2'	22:DA:142:A:P	2.41	0.40
22:BA:120:U:H3'	22:BA:120:U:OP2	2.22	0.40
35:DN:73:ASN:HA	35:DN:76:VAL:HG13	2.03	0.40
3:AC:154:GLY:H	3:AC:156:LEU:HD11	1.87	0.40
33:BL:55:MET:HE3	33:BL:55:MET:CA	2.35	0.40
50:B2:21:ARG:HG2	50:B2:31:LEU:HG	2.03	0.40
37:DP:72:VAL:O	37:DP:72:VAL:HG23	2.21	0.40
22:DA:1049:C:C6	22:DA:1050:A:N7	2.90	0.40
1:AA:1145:A:HO2'	1:AA:1146:A:P	2.45	0.40
34:DM:67:VAL:HG21	34:DM:102:LEU:HD12	2.04	0.40
34:DM:69:PRO:CA	34:DM:94:ALA:HB2	2.51	0.40
22:BA:2151:U:H2'	22:BA:2152:G:O4'	2.22	0.40
32:BK:117:SER:C	32:BK:118:LEU:O	2.58	0.40
58:DF:43:ILE:HG23	58:DF:44:ALA:N	2.26	0.40
28:DG:116:LEU:HD13	28:DG:121:THR:HA	2.04	0.40
25:BD:121:THR:O	25:BD:122:VAL:HG23	2.20	0.40
4:AD:55:ARG:HH12	4:AD:58:GLN:HB3	1.86	0.40
9:AI:113:LYS:HG3	9:AI:119:LYS:HA	2.02	0.40
53:CA:429:U:H4'	53:CA:430:A:OP1	2.17	0.40
41:BT:29:THR:HA	41:BT:86:THR:N	2.36	0.40
30:BI:126:ARG:HD3	30:BI:126:ARG:H	1.87	0.40
25:BD:51:THR:HG21	25:BD:68:PHE:HE2	1.85	0.40
53:CA:722:G:O3'	53:CA:723:U:C5	2.75	0.40
22:BA:960:A:H5''	22:BA:961:C:OP2	2.21	0.40
53:CA:1386:G:N2	53:CA:1387:G:C4	2.90	0.40
1:AA:731:G:OP1	1:AA:766:A:C1'	2.67	0.40
22:BA:1054:A:C6	22:BA:1106:G:C6	3.10	0.40
22:BA:1105:U:C2	22:BA:1106:G:N7	2.89	0.40
26:BE:190:ALA:C	26:BE:192:ALA:N	2.73	0.40
22:DA:2567:G:H2'	22:DA:2568:U:C6	2.57	0.40
53:CA:295:C:C4	53:CA:296:U:C5	3.09	0.40
1:AA:597:G:C2	1:AA:644:U:O2	2.73	0.40
53:CA:171:A:N1	53:CA:172:A:C2	2.90	0.40
22:DA:1189:A:H2'	22:DA:1190:G:O4'	2.21	0.40
22:DA:372:G:P	45:DX:61:LYS:HZ3	2.44	0.40
53:CA:1119:C:OP1	9:CI:10:ARG:NH2	2.54	0.40
24:DC:212:TRP:C	24:DC:212:TRP:CD1	2.95	0.40
35:BN:38:LEU:HD11	35:BN:42:LYS:HD2	2.03	0.40

Continued on next page...

Continued from previous page...

Atom-1	Atom-2	Interatomic distance (Å)	Clash overlap (Å)
22:DA:1355:G:O2'	22:DA:1356:G:H5'	2.21	0.40
39:BR:28:ALA:O	39:BR:63:VAL:CG2	2.69	0.40
23:BB:41:G:H3'	23:BB:42:C:H5''	2.04	0.40
60:BA:3135:TEL:H542	60:BA:3135:TEL:H583	1.83	0.40
25:DD:179:ARG:HH12	37:DP:7:LEU:HD11	1.86	0.40
30:DI:106:GLN:O	30:DI:106:GLN:HG3	2.22	0.40
22:BA:1767:G:C2	22:BA:1986:C:C2	3.10	0.40
22:DA:1494:A:O2'	22:DA:1495:A:H5'	2.21	0.40
53:CA:128:G:N2	53:CA:129:A:C2	2.90	0.40
2:CB:212:TYR:CD2	2:CB:216:VAL:HG23	2.57	0.40
49:D1:46:VAL:HG22	49:D1:47:ILE:H	1.86	0.40
42:BU:94:PHE:O	42:BU:95:PHE:C	2.58	0.40
22:DA:2807:U:H3'	22:DA:2808:G:H5''	2.03	0.40
53:CA:1123:U:H4'	10:CJ:39:PRO:HD2	2.02	0.40
22:DA:2294:G:OP1	36:DO:10:ARG:HD3	2.22	0.40
22:BA:1266:G:O2'	22:BA:2012:G:O6	2.18	0.40
22:BA:197:A:C6	22:BA:198:C:C2	3.09	0.40
22:BA:792:A:C6	22:BA:2440:C:C6	3.10	0.40
22:DA:2714:G:C2'	22:DA:2715:C:H5'	2.52	0.40
29:DH:35:LYS:O	29:DH:36:ALA:HB2	2.20	0.40
7:AG:144:ALA:C	7:AG:146:ALA:N	2.75	0.40
2:AB:32:GLY:HA3	2:AB:39:ILE:CG1	2.50	0.40
9:AI:86:LEU:O	9:AI:93:LEU:HD11	2.20	0.40
2:AB:138:ARG:HB2	2:AB:138:ARG:NH1	2.36	0.40
1:AA:1029:U:N3	1:AA:1033:G:C6	2.90	0.40
22:DA:544:C:C4	22:DA:545:U:N3	2.90	0.40
22:DA:545:U:C4	22:DA:547:A:H4'	2.56	0.40
26:BE:141:MET:HB2	26:BE:143:LEU:HG	2.03	0.40
7:AG:119:LEU:HD21	7:AG:123:LEU:HD23	2.02	0.40
30:DI:102:ARG:HG2	30:DI:141:ASP:O	2.20	0.40
22:BA:443:A:C2	22:BA:1245:G:N3	2.89	0.40
55:CM:96:VAL:C	55:CM:98:GLY:H	2.25	0.40
53:CA:1352:C:O2	53:CA:1371:G:C2	2.75	0.40
22:DA:2193:G:H2'	22:DA:2194:U:C6	2.56	0.40
22:DA:1579:A:C6	22:DA:1580:A:C6	3.10	0.40
1:AA:421:U:C2'	1:AA:422:C:OP1	2.69	0.40
22:DA:2734:A:H2'	22:DA:2735:G:H5'	2.02	0.40
23:BB:114:C:H2'	23:BB:115:A:C8	2.57	0.40
40:BS:85:ILE:HG23	40:BS:93:ALA:HB1	2.04	0.40
12:AL:82:ARG:HB2	12:AL:97:VAL:HG23	2.04	0.40
1:AA:945:G:C2	1:AA:946:A:C8	3.10	0.40

Continued on next page...

Continued from previous page...

Atom-1	Atom-2	Interatomic distance (Å)	Clash overlap (Å)
32:DK:31:ARG:NH1	32:DK:31:ARG:HG3	2.36	0.40
52:B4:1:MET:HB3	52:B4:34:LYS:HG2	2.03	0.40
22:DA:1320:C:HO2'	22:DA:1321:A:H8	1.65	0.40
43:DV:3:THR:HA	43:DV:62:THR:O	2.22	0.40
24:DC:231:HIS:O	24:DC:232:GLY:C	2.60	0.40
22:BA:2534:A:C2'	22:BA:2535:G:O5'	2.69	0.40
15:CO:87:ARG:HA	15:CO:87:ARG:HD2	1.68	0.40
32:BK:42:THR:HG23	32:BK:42:THR:O	2.22	0.40
22:BA:518:G:H2'	22:BA:519:U:C6	2.57	0.40
1:AA:1086:U:O2'	1:AA:1087:G:H5'	2.22	0.40

All (9) symmetry-related close contacts are listed below. The label for Atom-2 includes the symmetry operator and encoded unit-cell translations to be applied.

Atom-1	Atom-2	Interatomic distance (Å)	Clash overlap (Å)
22:BA:138:U:O4	22:DA:305:C:OP1[3_545]	1.58	0.62
22:BA:138:U:O4	22:DA:305:C:P[3_545]	1.90	0.30
1:AA:416:G:OP1	22:DA:2139:U:O4'[4_455]	1.91	0.29
25:BD:181:ASP:OD1	22:DA:2903:U:O4[2_454]	1.97	0.23
22:BA:138:U:C4	22:DA:304:U:O3'[3_545]	1.98	0.22
22:BA:138:U:N3	22:DA:304:U:O3'[3_545]	2.05	0.15
33:BL:143:GLU:OE1	47:DZ:5:LYS:NZ[3_445]	2.07	0.13
22:BA:138:U:O4	22:DA:305:C:O5'[3_545]	2.16	0.04
22:BA:138:U:O4	22:DA:304:U:O3'[3_545]	2.17	0.03

5.3 Torsion angles ⓘ

5.3.1 Protein backbone ⓘ

In the following table, the Percentiles column shows the percent Ramachandran outliers of the chain as a percentile score with respect to all X-ray entries followed by that with respect to entries of similar resolution.

The Analysed column shows the number of residues for which the backbone conformation was analysed, and the total number of residues.

Mol	Chain	Analysed	Favoured	Allowed	Outliers	Percentiles
2	AB	216/218 (99%)	132 (61%)	52 (24%)	32 (15%)	0 1
2	CB	216/218 (99%)	155 (72%)	46 (21%)	15 (7%)	1 11

Continued on next page...

Continued from previous page...

Mol	Chain	Analysed	Favoured	Allowed	Outliers	Percentiles	
3	AC	204/206 (99%)	156 (76%)	32 (16%)	16 (8%)	1	8
3	CC	204/206 (99%)	147 (72%)	37 (18%)	20 (10%)	1	5
4	AD	203/205 (99%)	138 (68%)	37 (18%)	28 (14%)	0	1
4	CD	203/205 (99%)	140 (69%)	43 (21%)	20 (10%)	1	4
5	AE	148/150 (99%)	105 (71%)	23 (16%)	20 (14%)	0	2
5	CE	148/150 (99%)	112 (76%)	21 (14%)	15 (10%)	1	4
6	AF	98/100 (98%)	73 (74%)	13 (13%)	12 (12%)	0	2
6	CF	98/100 (98%)	65 (66%)	24 (24%)	9 (9%)	1	5
7	AG	149/151 (99%)	111 (74%)	32 (22%)	6 (4%)	4	26
8	AH	127/129 (98%)	92 (72%)	28 (22%)	7 (6%)	2	18
8	CH	127/129 (98%)	94 (74%)	22 (17%)	11 (9%)	1	6
9	AI	125/127 (98%)	89 (71%)	26 (21%)	10 (8%)	1	8
9	CI	125/127 (98%)	89 (71%)	25 (20%)	11 (9%)	1	6
10	AJ	96/98 (98%)	70 (73%)	13 (14%)	13 (14%)	0	2
10	CJ	96/98 (98%)	55 (57%)	28 (29%)	13 (14%)	0	2
11	AK	115/117 (98%)	85 (74%)	20 (17%)	10 (9%)	1	6
11	CK	115/117 (98%)	89 (77%)	19 (16%)	7 (6%)	2	15
12	AL	121/123 (98%)	88 (73%)	22 (18%)	11 (9%)	1	5
12	CL	121/123 (98%)	86 (71%)	27 (22%)	8 (7%)	1	12
13	AM	112/114 (98%)	88 (79%)	13 (12%)	11 (10%)	1	5
14	AN	92/100 (92%)	60 (65%)	20 (22%)	12 (13%)	0	2
14	CN	91/100 (91%)	59 (65%)	27 (30%)	5 (6%)	2	18
15	AO	86/88 (98%)	59 (69%)	23 (27%)	4 (5%)	3	22
15	CO	86/88 (98%)	67 (78%)	16 (19%)	3 (4%)	4	30
16	AP	80/82 (98%)	58 (72%)	14 (18%)	8 (10%)	1	4
17	AQ	78/80 (98%)	51 (65%)	15 (19%)	12 (15%)	0	1
17	CQ	78/80 (98%)	62 (80%)	8 (10%)	8 (10%)	1	4
18	AR	53/55 (96%)	46 (87%)	5 (9%)	2 (4%)	4	28
18	CR	53/55 (96%)	42 (79%)	11 (21%)	0	100	100
19	AS	77/79 (98%)	58 (75%)	10 (13%)	9 (12%)	0	3
19	CS	77/79 (98%)	46 (60%)	24 (31%)	7 (9%)	1	5

Continued on next page...

Continued from previous page...

Mol	Chain	Analysed	Favoured	Allowed	Outliers	Percentiles	
20	AT	83/85 (98%)	58 (70%)	19 (23%)	6 (7%)	1	10
20	CT	83/85 (98%)	63 (76%)	12 (14%)	8 (10%)	1	5
21	AU	49/51 (96%)	25 (51%)	15 (31%)	9 (18%)	0	1
21	CU	49/51 (96%)	22 (45%)	8 (16%)	19 (39%)	0	0
24	BC	269/271 (99%)	203 (76%)	40 (15%)	26 (10%)	1	5
24	DC	269/271 (99%)	183 (68%)	54 (20%)	32 (12%)	0	2
25	BD	207/209 (99%)	148 (72%)	31 (15%)	28 (14%)	0	2
25	DD	207/209 (99%)	136 (66%)	40 (19%)	31 (15%)	0	1
26	BE	199/201 (99%)	149 (75%)	32 (16%)	18 (9%)	1	6
26	DE	199/201 (99%)	125 (63%)	46 (23%)	28 (14%)	0	1
27	BF	175/177 (99%)	130 (74%)	30 (17%)	15 (9%)	1	6
28	BG	174/176 (99%)	118 (68%)	32 (18%)	24 (14%)	0	1
28	DG	174/176 (99%)	102 (59%)	41 (24%)	31 (18%)	0	1
29	BH	147/149 (99%)	67 (46%)	52 (35%)	28 (19%)	0	1
29	DH	147/149 (99%)	76 (52%)	53 (36%)	18 (12%)	0	2
30	BI	139/141 (99%)	84 (60%)	41 (30%)	14 (10%)	1	4
30	DI	139/141 (99%)	84 (60%)	38 (27%)	17 (12%)	0	2
31	BJ	140/142 (99%)	103 (74%)	26 (19%)	11 (8%)	1	8
31	DJ	140/142 (99%)	96 (69%)	29 (21%)	15 (11%)	0	3
32	BK	120/122 (98%)	88 (73%)	12 (10%)	20 (17%)	0	1
32	DK	120/122 (98%)	82 (68%)	18 (15%)	20 (17%)	0	1
33	BL	141/143 (99%)	103 (73%)	28 (20%)	10 (7%)	1	10
33	DL	141/143 (99%)	80 (57%)	41 (29%)	20 (14%)	0	1
34	BM	134/136 (98%)	100 (75%)	21 (16%)	13 (10%)	1	5
34	DM	134/136 (98%)	95 (71%)	27 (20%)	12 (9%)	1	6
35	BN	118/120 (98%)	92 (78%)	14 (12%)	12 (10%)	1	4
35	DN	118/120 (98%)	70 (59%)	36 (30%)	12 (10%)	1	4
36	BO	114/116 (98%)	88 (77%)	17 (15%)	9 (8%)	1	8
36	DO	114/116 (98%)	81 (71%)	26 (23%)	7 (6%)	2	15
37	BP	112/114 (98%)	74 (66%)	21 (19%)	17 (15%)	0	1
37	DP	112/114 (98%)	64 (57%)	29 (26%)	19 (17%)	0	1

Continued on next page...

Continued from previous page...

Mol	Chain	Analysed	Favoured	Allowed	Outliers	Percentiles	
38	BQ	115/117 (98%)	90 (78%)	17 (15%)	8 (7%)	1	10
38	DQ	115/117 (98%)	83 (72%)	20 (17%)	12 (10%)	1	4
39	BR	101/103 (98%)	80 (79%)	14 (14%)	7 (7%)	1	11
39	DR	101/103 (98%)	71 (70%)	18 (18%)	12 (12%)	0	2
40	BS	108/110 (98%)	84 (78%)	17 (16%)	7 (6%)	1	13
40	DS	108/110 (98%)	74 (68%)	25 (23%)	9 (8%)	1	7
41	BT	91/93 (98%)	49 (54%)	26 (29%)	16 (18%)	0	1
41	DT	91/93 (98%)	48 (53%)	28 (31%)	15 (16%)	0	1
42	BU	100/102 (98%)	67 (67%)	17 (17%)	16 (16%)	0	1
42	DU	100/102 (98%)	51 (51%)	28 (28%)	21 (21%)	0	0
43	BV	92/94 (98%)	80 (87%)	11 (12%)	1 (1%)	17	60
43	DV	92/94 (98%)	64 (70%)	21 (23%)	7 (8%)	1	9
44	BW	77/79 (98%)	28 (36%)	22 (29%)	27 (35%)	0	0
44	DW	77/79 (98%)	33 (43%)	23 (30%)	21 (27%)	0	0
45	BX	75/77 (97%)	62 (83%)	9 (12%)	4 (5%)	2	18
45	DX	75/77 (97%)	50 (67%)	17 (23%)	8 (11%)	0	3
46	BY	61/63 (97%)	44 (72%)	11 (18%)	6 (10%)	1	5
46	DY	61/63 (97%)	44 (72%)	12 (20%)	5 (8%)	1	7
47	BZ	56/58 (97%)	47 (84%)	7 (12%)	2 (4%)	4	29
47	DZ	56/58 (97%)	34 (61%)	17 (30%)	5 (9%)	1	6
48	B0	54/56 (96%)	41 (76%)	9 (17%)	4 (7%)	1	10
48	D0	54/56 (96%)	40 (74%)	8 (15%)	6 (11%)	0	3
49	B1	48/50 (96%)	39 (81%)	5 (10%)	4 (8%)	1	7
49	D1	48/50 (96%)	36 (75%)	8 (17%)	4 (8%)	1	7
50	B2	44/46 (96%)	36 (82%)	6 (14%)	2 (4%)	3	23
50	D2	44/46 (96%)	29 (66%)	11 (25%)	4 (9%)	1	5
51	B3	62/64 (97%)	50 (81%)	7 (11%)	5 (8%)	1	8
51	D3	62/64 (97%)	39 (63%)	18 (29%)	5 (8%)	1	8
52	B4	36/38 (95%)	29 (81%)	3 (8%)	4 (11%)	0	3
52	D4	36/38 (95%)	23 (64%)	8 (22%)	5 (14%)	0	1
54	CG	148/150 (99%)	100 (68%)	36 (24%)	12 (8%)	1	8

Continued on next page...

Continued from previous page...

Mol	Chain	Analysed	Favoured	Allowed	Outliers	Percentiles	
55	CM	111/113 (98%)	64 (58%)	35 (32%)	12 (11%)	0	3
56	CP	78/80 (98%)	50 (64%)	18 (23%)	10 (13%)	0	2
58	DF	176/178 (99%)	98 (56%)	46 (26%)	32 (18%)	0	1
All	All	11238/11447 (98%)	7713 (69%)	2283 (20%)	1242 (11%)	0	3

All (1242) Ramachandran outliers are listed below:

Mol	Chain	Res	Type
2	AB	18	GLN
2	AB	20	ARG
2	AB	33	ALA
2	AB	40	ILE
2	AB	72	LYS
2	AB	75	ALA
2	AB	119	GLN
2	AB	133	ALA
3	AC	60	ALA
3	AC	165	GLU
4	AD	26	ALA
4	AD	29	THR
4	AD	31	CYS
4	AD	34	GLU
4	AD	147	LYS
4	AD	173	ASP
4	AD	191	SER
4	AD	192	ALA
5	AE	44	ARG
5	AE	97	PRO
5	AE	121	ASN
5	AE	137	ARG
5	AE	154	ALA
5	AE	157	GLY
6	AF	42	TRP
7	AG	93	VAL
7	AG	129	ASN
8	AH	49	LYS
8	AH	66	GLN
9	AI	8	THR
9	AI	40	ARG
9	AI	43	ALA
9	AI	55	ASP

Continued on next page...

Continued from previous page...

Mol	Chain	Res	Type
9	AI	71	ILE
10	AJ	57	VAL
10	AJ	61	ALA
10	AJ	92	LEU
11	AK	51	PHE
11	AK	125	LYS
11	AK	126	ARG
12	AL	23	LEU
12	AL	43	LYS
12	AL	73	LEU
12	AL	75	GLU
12	AL	88	ASP
13	AM	46	GLU
14	AN	22	LYS
14	AN	27	LYS
14	AN	33	VAL
14	AN	51	PRO
14	AN	52	ARG
14	AN	61	ASN
14	AN	81	ILE
15	AO	17	ASP
16	AP	11	ALA
16	AP	80	LYS
17	AQ	12	VAL
17	AQ	16	MET
17	AQ	52	CYS
18	AR	47	ARG
19	AS	63	ASP
20	AT	3	ILE
20	AT	4	LYS
20	AT	5	SER
20	AT	67	HIS
20	AT	76	ALA
21	AU	11	PHE
21	AU	12	ASP
21	AU	23	GLU
24	BC	9	SER
24	BC	57	HIS
24	BC	104	LEU
24	BC	105	ALA
24	BC	121	ALA
24	BC	199	HIS

Continued on next page...

Continued from previous page...

Mol	Chain	Res	Type
24	BC	200	MET
24	BC	239	PHE
25	BD	43	ASP
25	BD	73	VAL
25	BD	92	VAL
25	BD	99	GLU
25	BD	103	ASP
25	BD	104	VAL
25	BD	122	VAL
25	BD	183	GLU
25	BD	191	GLY
25	BD	192	ALA
26	BE	8	ALA
26	BE	46	GLN
26	BE	79	ARG
26	BE	123	LYS
26	BE	175	ILE
27	BF	134	GLN
28	BG	7	PRO
28	BG	8	VAL
28	BG	31	GLU
28	BG	33	THR
28	BG	84	LYS
28	BG	94	ARG
28	BG	110	HIS
28	BG	118	ALA
28	BG	168	VAL
28	BG	170	THR
29	BH	3	VAL
29	BH	8	LYS
29	BH	9	VAL
29	BH	10	ALA
29	BH	14	SER
29	BH	32	PRO
29	BH	33	GLN
30	BI	65	SER
30	BI	92	PRO
31	BJ	21	THR
31	BJ	44	TYR
31	BJ	45	THR
32	BK	16	ALA
32	BK	35	VAL

Continued on next page...

Continued from previous page...

Mol	Chain	Res	Type
32	BK	49	ARG
32	BK	71	ARG
32	BK	72	PRO
32	BK	73	ASP
32	BK	93	GLN
32	BK	108	ARG
33	BL	15	ALA
33	BL	66	PHE
33	BL	88	GLY
34	BM	2	LEU
34	BM	14	LYS
34	BM	35	ALA
34	BM	36	VAL
34	BM	55	ARG
34	BM	56	ALA
34	BM	69	PRO
34	BM	77	PRO
35	BN	14	SER
35	BN	117	ASP
36	BO	3	LYS
36	BO	68	LYS
36	BO	112	GLU
37	BP	25	VAL
37	BP	33	GLU
37	BP	50	ARG
37	BP	105	LYS
38	BQ	91	ARG
39	BR	49	ILE
39	BR	55	ASP
39	BR	64	VAL
40	BS	3	THR
40	BS	14	ALA
40	BS	19	LEU
41	BT	27	SER
41	BT	29	THR
41	BT	69	ARG
41	BT	86	THR
41	BT	88	LYS
42	BU	6	ARG
42	BU	51	LEU
42	BU	88	ASP
42	BU	98	ASN

Continued on next page...

Continued from previous page...

Mol	Chain	Res	Type
43	BV	69	GLU
44	BW	9	THR
44	BW	18	LYS
44	BW	23	LYS
44	BW	30	VAL
44	BW	33	GLY
44	BW	40	ARG
44	BW	47	GLY
44	BW	50	VAL
44	BW	51	GLY
45	BX	34	SER
45	BX	53	LYS
46	BY	22	LEU
46	BY	23	ARG
46	BY	24	GLU
47	BZ	3	THR
48	B0	35	GLU
48	B0	51	ARG
49	B1	51	ALA
51	B3	31	ILE
52	B4	4	ARG
2	CB	81	ASP
2	CB	84	LEU
2	CB	102	ASN
2	CB	129	THR
2	CB	150	ILE
3	CC	59	PRO
3	CC	63	ILE
3	CC	130	ARG
3	CC	145	ALA
3	CC	164	THR
4	CD	24	VAL
4	CD	26	ALA
4	CD	29	THR
4	CD	35	GLN
4	CD	80	ARG
4	CD	82	LYS
4	CD	182	LYS
4	CD	187	ARG
4	CD	191	SER
4	CD	192	ALA
5	CE	31	SER

Continued on next page...

Continued from previous page...

Mol	Chain	Res	Type
5	CE	69	ASN
5	CE	100	GLU
6	CF	68	GLN
6	CF	82	ASP
6	CF	85	ILE
6	CF	98	GLU
54	CG	29	LEU
54	CG	30	MET
54	CG	31	VAL
54	CG	52	ARG
9	CI	71	ILE
10	CJ	57	VAL
11	CK	14	GLN
11	CK	70	ALA
11	CK	126	ARG
11	CK	127	ARG
12	CL	34	THR
55	CM	4	ALA
14	CN	53	ASP
14	CN	95	LEU
56	CP	63	GLN
20	CT	3	ILE
20	CT	43	LYS
21	CU	4	LYS
21	CU	15	LEU
21	CU	23	GLU
21	CU	32	ARG
21	CU	34	ARG
21	CU	35	GLU
21	CU	36	PHE
21	CU	38	GLU
24	DC	9	SER
24	DC	28	PRO
24	DC	69	ASN
24	DC	121	ALA
24	DC	140	VAL
24	DC	141	HIS
24	DC	186	ASP
24	DC	269	ARG
25	DD	11	MET
25	DD	14	ILE
25	DD	31	ALA

Continued on next page...

Continued from previous page...

Mol	Chain	Res	Type
25	DD	74	GLU
25	DD	102	ALA
25	DD	150	GLN
25	DD	164	GLN
25	DD	170	VAL
25	DD	194	PRO
26	DE	41	GLN
26	DE	62	GLN
26	DE	79	ARG
26	DE	99	LYS
26	DE	116	ASP
58	DF	10	GLU
58	DF	12	VAL
58	DF	32	LYS
58	DF	36	ASN
58	DF	41	GLU
58	DF	42	ALA
58	DF	112	ASP
58	DF	114	ARG
58	DF	120	SER
58	DF	122	ASP
58	DF	137	PHE
28	DG	49	LEU
28	DG	95	ALA
28	DG	149	ALA
28	DG	164	ALA
28	DG	165	ASP
29	DH	3	VAL
29	DH	9	VAL
29	DH	10	ALA
29	DH	61	VAL
29	DH	76	GLU
29	DH	98	ASP
29	DH	102	ALA
30	DI	22	PRO
30	DI	23	VAL
30	DI	29	GLN
30	DI	69	VAL
31	DJ	45	THR
31	DJ	81	ILE
31	DJ	95	ARG
32	DK	16	ALA

Continued on next page...

Continued from previous page...

Mol	Chain	Res	Type
32	DK	18	ARG
32	DK	49	ARG
32	DK	71	ARG
32	DK	93	GLN
32	DK	110	GLU
32	DK	120	PRO
33	DL	4	ASN
33	DL	41	ARG
33	DL	82	LEU
33	DL	85	VAL
33	DL	89	VAL
33	DL	101	ILE
33	DL	111	ILE
34	DM	2	LEU
34	DM	14	LYS
34	DM	72	PRO
34	DM	77	PRO
34	DM	135	VAL
35	DN	63	ARG
35	DN	104	ALA
36	DO	90	VAL
37	DP	25	VAL
37	DP	50	ARG
37	DP	83	ILE
37	DP	85	VAL
37	DP	112	ARG
40	DS	28	LYS
40	DS	33	LEU
40	DS	72	THR
41	DT	14	PRO
41	DT	15	HIS
41	DT	20	ALA
41	DT	29	THR
41	DT	56	GLU
41	DT	88	LYS
42	DU	65	GLN
42	DU	82	VAL
42	DU	92	VAL
42	DU	95	PHE
42	DU	96	LYS
42	DU	97	SER
43	DV	56	PHE

Continued on next page...

Continued from previous page...

Mol	Chain	Res	Type
43	DV	58	SER
44	DW	9	THR
44	DW	34	SER
44	DW	35	ILE
44	DW	71	LYS
48	D0	54	ILE
51	D3	3	ILE
51	D3	29	ARG
51	D3	51	LYS
52	D4	3	VAL
52	D4	20	ASP
2	AB	21	TYR
2	AB	37	VAL
2	AB	63	LYS
2	AB	96	LEU
2	AB	125	PHE
2	AB	176	ASN
2	AB	200	PRO
3	AC	16	PRO
3	AC	126	ARG
4	AD	23	GLY
4	AD	28	ASP
4	AD	33	ILE
4	AD	35	GLN
4	AD	124	VAL
4	AD	148	ALA
4	AD	150	LYS
4	AD	174	ALA
5	AE	11	GLN
6	AF	86	ARG
6	AF	91	ARG
7	AG	95	ARG
8	AH	48	PHE
8	AH	88	LYS
9	AI	128	LYS
10	AJ	74	VAL
10	AJ	101	SER
11	AK	13	LYS
12	AL	24	GLU
13	AM	4	ALA
13	AM	84	CYS
14	AN	43	ALA

Continued on next page...

Continued from previous page...

Mol	Chain	Res	Type
16	AP	10	GLY
16	AP	49	GLY
17	AQ	50	ASN
17	AQ	70	LYS
19	AS	48	ILE
20	AT	19	HIS
24	BC	77	VAL
24	BC	140	VAL
24	BC	196	ASN
25	BD	72	GLY
25	BD	118	PHE
25	BD	144	GLY
25	BD	175	LEU
25	BD	182	ALA
26	BE	70	SER
26	BE	80	SER
26	BE	153	LEU
27	BF	8	LYS
27	BF	11	VAL
27	BF	61	GLY
27	BF	175	PRO
28	BG	28	LYS
28	BG	30	GLY
28	BG	44	HIS
28	BG	60	GLY
28	BG	91	VAL
28	BG	164	ALA
29	BH	15	LEU
29	BH	28	ASN
29	BH	54	LEU
29	BH	81	ALA
29	BH	83	LYS
29	BH	101	ASP
29	BH	107	GLY
29	BH	121	VAL
29	BH	131	SER
30	BI	30	GLN
30	BI	105	LEU
31	BJ	41	LYS
31	BJ	74	TYR
31	BJ	81	ILE
32	BK	13	ASN

Continued on next page...

Continued from previous page...

Mol	Chain	Res	Type
32	BK	46	ALA
32	BK	92	GLU
33	BL	29	LYS
33	BL	81	ASP
33	BL	111	ILE
33	BL	114	GLY
34	BM	60	GLN
35	BN	80	PHE
35	BN	101	GLY
35	BN	118	ARG
36	BO	22	GLY
36	BO	113	ALA
37	BP	2	ASN
37	BP	4	ILE
37	BP	5	LYS
37	BP	65	ASN
37	BP	93	LYS
37	BP	103	THR
37	BP	104	GLY
38	BQ	86	SER
38	BQ	87	VAL
38	BQ	90	ASP
40	BS	64	ALA
40	BS	96	ILE
41	BT	38	ALA
41	BT	68	LYS
41	BT	70	HIS
42	BU	8	ASP
42	BU	18	LYS
42	BU	38	ILE
42	BU	63	ALA
42	BU	87	GLU
42	BU	92	VAL
44	BW	14	ASP
44	BW	15	SER
44	BW	25	PHE
44	BW	26	GLY
44	BW	27	GLY
45	BX	2	ARG
48	B0	54	ILE
49	B1	4	ILE
49	B1	28	THR

Continued on next page...

Continued from previous page...

Mol	Chain	Res	Type
50	B2	44	VAL
51	B3	22	LYS
52	B4	16	ILE
2	CB	148	GLY
3	CC	24	ASN
3	CC	140	ALA
3	CC	188	ALA
4	CD	25	ARG
4	CD	39	GLN
5	CE	38	VAL
5	CE	68	ARG
5	CE	75	LEU
5	CE	111	ARG
5	CE	144	GLU
6	CF	44	ARG
6	CF	99	ALA
54	CG	62	GLU
54	CG	113	LYS
8	CH	30	LYS
8	CH	88	LYS
9	CI	44	ARG
9	CI	54	VAL
9	CI	55	ASP
9	CI	58	GLU
9	CI	127	SER
10	CJ	34	ALA
10	CJ	44	THR
10	CJ	46	LYS
10	CJ	93	ALA
11	CK	88	PRO
11	CK	90	PRO
11	CK	91	GLY
12	CL	7	VAL
12	CL	43	LYS
55	CM	11	HIS
55	CM	14	ALA
55	CM	45	SER
55	CM	49	GLU
55	CM	65	GLU
55	CM	76	ILE
14	CN	21	ALA
56	CP	47	GLU

Continued on next page...

Continued from previous page...

Mol	Chain	Res	Type
17	CQ	12	VAL
17	CQ	69	THR
17	CQ	81	ALA
19	CS	46	LEU
20	CT	65	LEU
21	CU	7	GLU
21	CU	8	ASN
21	CU	9	GLU
21	CU	26	GLY
21	CU	31	VAL
24	DC	3	VAL
24	DC	13	ARG
24	DC	34	GLU
24	DC	36	ASN
24	DC	37	SER
24	DC	45	ASN
24	DC	94	LEU
24	DC	195	GLY
24	DC	217	PRO
24	DC	227	VAL
24	DC	232	GLY
25	DD	48	ILE
25	DD	93	GLY
25	DD	99	GLU
25	DD	118	PHE
25	DD	119	ALA
25	DD	143	PRO
25	DD	162	ALA
25	DD	175	LEU
25	DD	197	THR
26	DE	55	SER
26	DE	69	ARG
26	DE	80	SER
26	DE	96	VAL
26	DE	127	GLU
26	DE	153	LEU
26	DE	165	HIS
58	DF	43	ILE
58	DF	67	THR
58	DF	76	PHE
58	DF	138	PRO
58	DF	145	VAL

Continued on next page...

Continued from previous page...

Mol	Chain	Res	Type
58	DF	148	VAL
28	DG	59	ASP
28	DG	85	LYS
28	DG	86	LEU
28	DG	93	TYR
28	DG	125	PRO
28	DG	126	THR
28	DG	150	TYR
29	DH	66	ASN
29	DH	72	ILE
29	DH	97	ARG
29	DH	99	ILE
30	DI	30	GLN
30	DI	58	ILE
30	DI	62	ALA
30	DI	140	GLU
31	DJ	6	ALA
31	DJ	120	ARG
32	DK	17	ARG
32	DK	35	VAL
32	DK	46	ALA
32	DK	48	PRO
32	DK	72	PRO
34	DM	73	ILE
35	DN	2	ARG
35	DN	10	LEU
35	DN	13	ASN
35	DN	30	ARG
35	DN	82	GLU
35	DN	105	GLY
36	DO	27	VAL
36	DO	72	ALA
37	DP	51	ASN
37	DP	93	LYS
37	DP	108	ARG
37	DP	109	ILE
38	DQ	86	SER
38	DQ	88	GLU
38	DQ	91	ARG
39	DR	3	ALA
39	DR	8	GLY
39	DR	29	THR

Continued on next page...

Continued from previous page...

Mol	Chain	Res	Type
39	DR	65	ALA
39	DR	98	ILE
40	DS	40	ASN
40	DS	71	VAL
41	DT	39	THR
41	DT	68	LYS
42	DU	4	ILE
42	DU	8	ASP
42	DU	54	PRO
42	DU	64	ILE
42	DU	87	GLU
42	DU	88	ASP
42	DU	89	GLY
43	DV	33	GLY
43	DV	55	GLU
44	DW	18	LYS
44	DW	33	GLY
44	DW	36	ILE
44	DW	39	GLN
44	DW	46	ALA
44	DW	53	GLY
44	DW	83	ALA
45	DX	2	ARG
45	DX	34	SER
46	DY	9	LYS
46	DY	22	LEU
46	DY	37	LEU
47	DZ	4	ILE
47	DZ	13	ILE
48	D0	21	LEU
48	D0	53	VAL
48	D0	55	ALA
49	D1	36	LYS
50	D2	24	THR
50	D2	40	ALA
51	D3	6	VAL
51	D3	22	LYS
52	D4	8	LYS
2	AB	17	HIS
2	AB	22	TRP
2	AB	41	ASN
2	AB	58	LYS

Continued on next page...

Continued from previous page...

Mol	Chain	Res	Type
2	AB	148	GLY
2	AB	189	ASN
2	AB	210	THR
2	AB	219	THR
3	AC	11	LEU
3	AC	17	TRP
3	AC	35	ASP
3	AC	65	VAL
3	AC	100	ILE
3	AC	173	PRO
4	AD	152	SER
4	AD	159	GLU
5	AE	23	THR
5	AE	25	LYS
5	AE	98	ALA
5	AE	109	ALA
5	AE	149	PRO
5	AE	156	ARG
6	AF	54	LEU
6	AF	98	GLU
7	AG	6	ILE
9	AI	119	LYS
12	AL	33	CYS
13	AM	3	ILE
13	AM	113	LYS
14	AN	80	ARG
14	AN	91	GLU
17	AQ	11	VAL
17	AQ	49	ASN
17	AQ	67	SER
18	AR	54	LEU
19	AS	27	LYS
19	AS	79	TYR
21	AU	8	ASN
21	AU	37	TYR
24	BC	64	VAL
24	BC	94	LEU
24	BC	113	ASP
24	BC	149	LYS
24	BC	150	GLY
24	BC	167	ASP
25	BD	93	GLY

Continued on next page...

Continued from previous page...

Mol	Chain	Res	Type
25	BD	107	VAL
25	BD	169	ARG
25	BD	170	VAL
25	BD	184	ARG
26	BE	11	ALA
26	BE	69	ARG
26	BE	86	ALA
27	BF	20	ASN
27	BF	54	ALA
27	BF	174	PHE
28	BG	2	ARG
28	BG	9	VAL
28	BG	45	ALA
28	BG	61	TRP
29	BH	34	GLY
29	BH	40	THR
29	BH	106	ALA
30	BI	59	THR
31	BJ	13	ARG
32	BK	54	LYS
32	BK	118	LEU
32	BK	119	ALA
33	BL	38	GLN
34	BM	15	GLY
34	BM	54	THR
35	BN	2	ARG
35	BN	94	TYR
37	BP	51	ASN
38	BQ	4	LYS
38	BQ	115	ALA
44	BW	34	SER
44	BW	39	GLN
44	BW	45	HIS
44	BW	76	ARG
45	BX	17	ARG
46	BY	37	LEU
49	B1	14	ALA
50	B2	42	LEU
51	B3	27	ASN
51	B3	33	THR
52	B4	8	LYS
52	B4	37	GLN

Continued on next page...

Continued from previous page...

Mol	Chain	Res	Type
2	CB	85	SER
2	CB	128	LEU
2	CB	203	ASP
2	CB	205	ALA
3	CC	87	ARG
3	CC	173	PRO
3	CC	178	ARG
3	CC	180	ASP
3	CC	186	SER
3	CC	205	GLU
4	CD	33	ILE
4	CD	72	ARG
6	CF	92	THR
6	CF	94	HIS
54	CG	36	SER
54	CG	133	ALA
8	CH	34	ALA
8	CH	43	GLY
9	CI	11	ARG
10	CJ	82	LYS
10	CJ	83	THR
10	CJ	87	LEU
12	CL	8	ARG
12	CL	16	ALA
55	CM	46	GLU
55	CM	77	LYS
15	CO	13	GLU
15	CO	87	ARG
56	CP	31	ARG
56	CP	46	LYS
56	CP	49	GLY
56	CP	53	ASP
17	CQ	31	PRO
17	CQ	52	CYS
17	CQ	68	LYS
17	CQ	78	VAL
19	CS	4	LEU
20	CT	72	ALA
21	CU	11	PHE
24	DC	59	GLN
24	DC	98	GLY
24	DC	239	PHE

Continued on next page...

Continued from previous page...

Mol	Chain	Res	Type
25	DD	77	ARG
25	DD	107	VAL
25	DD	112	THR
25	DD	145	SER
25	DD	169	ARG
25	DD	176	ASP
26	DE	13	THR
26	DE	24	ASN
26	DE	63	LYS
26	DE	166	LYS
26	DE	188	MET
58	DF	8	LYS
58	DF	37	MET
58	DF	116	LEU
58	DF	133	GLU
28	DG	11	PRO
28	DG	40	VAL
28	DG	45	ALA
28	DG	80	GLU
28	DG	83	THR
28	DG	91	VAL
28	DG	136	ASP
29	DH	104	THR
29	DH	144	VAL
30	DI	19	PRO
30	DI	35	MET
30	DI	51	GLY
30	DI	52	LEU
31	DJ	44	TYR
31	DJ	87	ALA
31	DJ	113	PRO
32	DK	14	SER
33	DL	29	LYS
33	DL	48	ARG
33	DL	66	PHE
33	DL	88	GLY
33	DL	99	ASN
33	DL	115	GLU
34	DM	69	PRO
34	DM	95	LEU
35	DN	8	ARG
35	DN	71	ARG

Continued on next page...

Continued from previous page...

Mol	Chain	Res	Type
37	DP	33	GLU
37	DP	42	PHE
37	DP	94	ALA
38	DQ	29	ARG
38	DQ	58	GLN
39	DR	15	SER
40	DS	61	ASN
41	DT	18	GLU
41	DT	19	LYS
41	DT	38	ALA
42	DU	40	LEU
43	DV	15	GLY
44	DW	26	GLY
45	DX	69	GLU
48	D0	32	THR
49	D1	38	PHE
52	D4	4	ARG
3	AC	88	LYS
3	AC	191	THR
3	AC	192	TYR
4	AD	132	ALA
4	AD	134	TYR
4	AD	167	PRO
4	AD	181	PHE
4	AD	197	HIS
5	AE	102	THR
5	AE	112	ALA
6	AF	88	MET
6	AF	94	HIS
7	AG	130	LYS
9	AI	37	TYR
9	AI	120	ALA
11	AK	97	ARG
11	AK	124	LYS
13	AM	36	ALA
14	AN	41	TRP
15	AO	24	THR
15	AO	45	HIS
16	AP	36	VAL
17	AQ	5	ARG
17	AQ	10	ARG
19	AS	5	LYS

Continued on next page...

Continued from previous page...

Mol	Chain	Res	Type
19	AS	42	ASN
21	AU	36	PHE
24	BC	59	GLN
24	BC	237	ARG
25	BD	71	ALA
25	BD	95	SER
25	BD	145	SER
25	BD	173	GLN
26	BE	5	LEU
26	BE	6	LYS
26	BE	43	THR
26	BE	61	ARG
26	BE	116	ASP
27	BF	83	PRO
27	BF	111	ARG
27	BF	113	PHE
27	BF	133	GLU
27	BF	147	ARG
27	BF	149	ARG
28	BG	113	ASP
29	BH	12	LEU
29	BH	16	GLY
29	BH	31	VAL
30	BI	6	ALA
30	BI	83	ALA
30	BI	89	SER
31	BJ	2	LYS
31	BJ	111	LYS
32	BK	3	GLN
32	BK	17	ARG
32	BK	50	GLY
35	BN	15	SER
35	BN	91	ALA
36	BO	66	GLY
36	BO	67	ASN
37	BP	15	ASP
37	BP	20	ARG
37	BP	52	ARG
38	BQ	5	ARG
39	BR	53	PHE
39	BR	98	ILE
41	BT	40	LYS

Continued on next page...

Continued from previous page...

Mol	Chain	Res	Type
41	BT	41	ALA
41	BT	84	TYR
42	BU	83	GLY
42	BU	85	ARG
42	BU	96	LYS
44	BW	12	GLY
44	BW	37	VAL
44	BW	52	CYS
44	BW	78	PHE
46	BY	46	VAL
46	BY	57	LEU
47	BZ	34	THR
2	CB	18	GLN
2	CB	200	PRO
3	CC	2	GLN
4	CD	47	LEU
5	CE	29	ILE
5	CE	104	ILE
54	CG	10	LYS
8	CH	2	MET
8	CH	29	SER
8	CH	58	LEU
9	CI	52	GLU
9	CI	103	VAL
9	CI	119	LYS
12	CL	47	ALA
12	CL	85	ARG
55	CM	42	VAL
55	CM	93	GLY
15	CO	45	HIS
56	CP	69	ASP
56	CP	78	VAL
19	CS	3	SER
19	CS	7	GLY
19	CS	79	TYR
20	CT	61	ALA
20	CT	68	LYS
20	CT	82	ILE
21	CU	10	PRO
21	CU	30	GLU
21	CU	43	GLU
24	DC	196	ASN

Continued on next page...

Continued from previous page...

Mol	Chain	Res	Type
24	DC	204	LEU
24	DC	237	ARG
25	DD	95	SER
25	DD	161	MET
26	DE	22	ASP
26	DE	45	ALA
26	DE	81	GLY
26	DE	123	LYS
26	DE	126	VAL
26	DE	148	ILE
58	DF	70	ARG
58	DF	86	CYS
58	DF	104	THR
58	DF	113	PHE
28	DG	9	VAL
28	DG	46	ASP
28	DG	92	GLY
28	DG	117	PRO
28	DG	169	ARG
29	DH	111	ALA
29	DH	121	VAL
30	DI	119	ALA
31	DJ	13	ARG
31	DJ	43	GLU
31	DJ	112	GLY
32	DK	6	THR
32	DK	88	ASN
32	DK	89	ASN
32	DK	103	VAL
33	DL	15	ALA
33	DL	19	LEU
33	DL	93	ASN
33	DL	100	ILE
34	DM	111	GLU
34	DM	134	THR
35	DN	72	ASP
36	DO	3	LYS
36	DO	8	ILE
37	DP	20	ARG
38	DQ	5	ARG
38	DQ	45	ALA
38	DQ	87	VAL

Continued on next page...

Continued from previous page...

Mol	Chain	Res	Type
39	DR	40	MET
39	DR	53	PHE
39	DR	57	GLY
39	DR	89	HIS
40	DS	3	THR
40	DS	96	ILE
41	DT	11	LEU
42	DU	101	THR
43	DV	79	ARG
44	DW	16	GLU
44	DW	23	LYS
44	DW	41	GLY
44	DW	76	ARG
45	DX	5	GLN
45	DX	25	LYS
46	DY	2	LYS
46	DY	46	VAL
47	DZ	30	ARG
48	D0	26	SER
49	D1	4	ILE
49	D1	50	GLU
50	D2	39	ARG
50	D2	43	THR
52	D4	16	ILE
2	AB	71	THR
2	AB	120	SER
2	AB	136	ARG
2	AB	142	LYS
2	AB	150	ILE
2	AB	211	LEU
3	AC	107	LYS
4	AD	22	SER
4	AD	100	VAL
4	AD	165	GLU
4	AD	166	LYS
5	AE	50	GLY
5	AE	88	HIS
5	AE	110	MET
5	AE	133	ILE
6	AF	7	VAL
6	AF	39	LEU
6	AF	56	LYS

Continued on next page...

Continued from previous page...

Mol	Chain	Res	Type
6	AF	63	ASN
6	AF	68	GLN
7	AG	30	MET
8	AH	33	VAL
10	AJ	30	LYS
10	AJ	35	GLN
10	AJ	36	VAL
10	AJ	93	ALA
11	AK	15	VAL
11	AK	88	PRO
11	AK	102	ALA
12	AL	122	LYS
13	AM	11	HIS
13	AM	104	ASN
14	AN	44	VAL
17	AQ	17	GLU
19	AS	3	SER
19	AS	22	VAL
21	AU	33	ARG
24	BC	28	PRO
24	BC	37	SER
24	BC	109	LEU
24	BC	110	LYS
25	BD	109	VAL
25	BD	150	GLN
26	BE	83	VAL
26	BE	96	VAL
27	BF	28	PRO
28	BG	16	VAL
28	BG	38	ASP
28	BG	97	VAL
29	BH	89	LYS
29	BH	125	THR
30	BI	3	LYS
30	BI	20	SER
31	BJ	14	ASP
31	BJ	125	TYR
32	BK	29	HIS
32	BK	48	PRO
34	BM	73	ILE
34	BM	134	THR
35	BN	30	ARG

Continued on next page...

Continued from previous page...

Mol	Chain	Res	Type
35	BN	119	SER
36	BO	100	HIS
39	BR	51	VAL
39	BR	65	ALA
41	BT	55	VAL
41	BT	83	ALA
42	BU	53	GLN
42	BU	101	THR
44	BW	36	ILE
44	BW	48	ALA
44	BW	74	LYS
51	B3	30	HIS
2	CB	73	ARG
2	CB	179	GLY
3	CC	65	VAL
4	CD	4	LEU
4	CD	27	ILE
4	CD	107	GLY
5	CE	81	GLN
5	CE	112	ALA
54	CG	99	ALA
8	CH	41	GLU
8	CH	66	GLN
8	CH	98	LEU
10	CJ	36	VAL
10	CJ	62	ARG
10	CJ	74	VAL
10	CJ	75	ASP
14	CN	69	PRO
19	CS	54	ARG
20	CT	67	HIS
21	CU	22	CYS
24	DC	64	VAL
24	DC	106	PRO
24	DC	190	THR
24	DC	226	PRO
25	DD	44	GLY
25	DD	109	VAL
25	DD	136	ASN
26	DE	60	TRP
26	DE	187	VAL
58	DF	31	GLU

Continued on next page...

Continued from previous page...

Mol	Chain	Res	Type
58	DF	82	TYR
58	DF	94	ARG
58	DF	156	THR
28	DG	152	ARG
29	DH	103	VAL
30	DI	31	GLY
30	DI	83	ALA
31	DJ	25	LEU
31	DJ	83	GLY
32	DK	104	THR
32	DK	119	ALA
34	DM	70	ASP
35	DN	85	PRO
36	DO	42	PRO
36	DO	43	ASN
37	DP	63	ILE
37	DP	65	ASN
37	DP	113	LEU
38	DQ	23	TYR
41	DT	50	LEU
42	DU	17	ASP
42	DU	41	VAL
43	DV	84	PRO
44	DW	55	ASP
44	DW	78	PHE
45	DX	27	ARG
45	DX	41	SER
47	DZ	27	GLY
2	AB	163	ILE
2	AB	169	HIS
8	AH	82	LEU
9	AI	56	MET
10	AJ	41	PRO
10	AJ	62	ARG
12	AL	86	VAL
16	AP	15	PRO
16	AP	42	ILE
24	BC	141	HIS
24	BC	142	ASN
24	BC	248	GLY
25	BD	119	ALA
29	BH	68	ARG

Continued on next page...

Continued from previous page...

Mol	Chain	Res	Type
29	BH	103	VAL
30	BI	7	TYR
32	BK	69	VAL
33	BL	57	LEU
35	BN	32	GLU
36	BO	77	ALA
38	BQ	111	LYS
41	BT	24	MET
41	BT	49	LYS
44	BW	41	GLY
48	B0	37	HIS
2	CB	163	ILE
3	CC	128	MET
4	CD	166	LYS
6	CF	63	ASN
12	CL	117	GLY
14	CN	51	PRO
56	CP	43	ALA
21	CU	37	TYR
25	DD	75	ALA
58	DF	125	GLY
58	DF	175	PRO
28	DG	170	THR
29	DH	143	ILE
30	DI	87	SER
33	DL	30	THR
37	DP	32	VAL
37	DP	34	GLY
37	DP	104	GLY
38	DQ	6	GLY
38	DQ	64	ILE
42	DU	12	VAL
42	DU	35	VAL
42	DU	52	ASN
44	DW	49	ASN
44	DW	57	THR
45	DX	63	ILE
4	AD	172	VAL
8	AH	77	VAL
17	AQ	75	VAL
21	AU	52	VAL
30	BI	97	VAL

Continued on next page...

Continued from previous page...

Mol	Chain	Res	Type
37	BP	34	GLY
37	BP	91	VAL
3	CC	100	ILE
4	CD	83	GLY
5	CE	113	VAL
24	DC	2	VAL
24	DC	233	GLY
25	DD	122	VAL
26	DE	129	PRO
58	DF	88	VAL
3	AC	14	VAL
5	AE	113	VAL
15	AO	74	VAL
29	BH	80	ILE
29	BH	138	VAL
33	BL	65	GLY
40	BS	29	VAL
41	BT	16	VAL
3	CC	12	GLY
55	CM	50	GLY
24	DC	246	PRO
26	DE	82	GLY
28	DG	155	PRO
30	DI	138	VAL
33	DL	65	GLY
41	DT	16	VAL
2	AB	28	PRO
10	AJ	33	GLY
10	AJ	42	LEU
12	AL	117	GLY
30	BI	23	VAL
54	CG	88	VAL
10	CJ	33	GLY
56	CP	42	ILE
19	CS	29	PRO
26	DE	174	GLY
28	DG	53	PRO
28	DG	119	GLY
29	DH	134	VAL
31	DJ	110	PRO
32	DK	2	ILE
39	DR	27	ILE

Continued on next page...

Continued from previous page...

Mol	Chain	Res	Type
39	DR	52	PRO
40	DS	29	VAL
41	DT	53	VAL
42	DU	47	PRO
44	DW	22	VAL
3	AC	89	VAL
12	AL	97	VAL
13	AM	42	VAL
16	AP	78	VAL
19	AS	61	VAL
21	AU	26	GLY
25	BD	151	THR
30	BI	31	GLY
42	BU	54	PRO
44	BW	70	VAL
3	CC	77	GLY
5	CE	132	PRO
5	CE	133	ILE
54	CG	68	VAL
8	CH	77	VAL
17	CQ	4	ILE
31	DJ	56	VAL
33	DL	114	GLY
34	DM	36	VAL
47	DZ	32	GLY
11	AK	103	GLY
13	AM	9	PRO
13	AM	23	GLY
40	BS	63	GLY
9	CI	50	PRO
28	DG	16	VAL
28	DG	97	VAL
38	DQ	7	VAL

5.3.2 Protein sidechains ⓘ

In the following table, the Percentiles column shows the percent sidechain outliers of the chain as a percentile score with respect to all X-ray entries followed by that with respect to entries of similar resolution.

The Analysed column shows the number of residues for which the sidechain conformation was analysed, and the total number of residues.

Mol	Chain	Analysed	Rotameric	Outliers	Percentiles	
2	AB	180/180 (100%)	141 (78%)	39 (22%)	1	6
2	CB	180/180 (100%)	152 (84%)	28 (16%)	3	16
3	AC	170/170 (100%)	142 (84%)	28 (16%)	3	14
3	CC	170/170 (100%)	151 (89%)	19 (11%)	7	31
4	AD	172/172 (100%)	145 (84%)	27 (16%)	3	15
4	CD	172/172 (100%)	135 (78%)	37 (22%)	1	6
5	AE	113/113 (100%)	86 (76%)	27 (24%)	1	3
5	CE	113/113 (100%)	90 (80%)	23 (20%)	1	7
6	AF	87/87 (100%)	73 (84%)	14 (16%)	3	14
6	CF	87/87 (100%)	74 (85%)	13 (15%)	4	17
7	AG	124/124 (100%)	106 (86%)	18 (14%)	4	19
8	AH	104/104 (100%)	89 (86%)	15 (14%)	4	19
8	CH	104/104 (100%)	91 (88%)	13 (12%)	6	26
9	AI	105/105 (100%)	83 (79%)	22 (21%)	1	7
9	CI	105/105 (100%)	91 (87%)	14 (13%)	5	23
10	AJ	86/86 (100%)	74 (86%)	12 (14%)	4	20
10	CJ	86/86 (100%)	75 (87%)	11 (13%)	5	24
11	AK	90/90 (100%)	75 (83%)	15 (17%)	3	13
11	CK	90/90 (100%)	78 (87%)	12 (13%)	5	23
12	AL	103/103 (100%)	85 (82%)	18 (18%)	2	12
12	CL	103/103 (100%)	86 (84%)	17 (16%)	3	14
13	AM	92/92 (100%)	87 (95%)	5 (5%)	27	67
14	AN	79/83 (95%)	75 (95%)	4 (5%)	29	69
14	CN	79/83 (95%)	69 (87%)	10 (13%)	5	25
15	AO	76/76 (100%)	70 (92%)	6 (8%)	15	51
15	CO	76/76 (100%)	70 (92%)	6 (8%)	15	51
16	AP	65/65 (100%)	58 (89%)	7 (11%)	8	33
17	AQ	74/74 (100%)	57 (77%)	17 (23%)	1	4
17	CQ	74/74 (100%)	60 (81%)	14 (19%)	2	10
18	AR	48/48 (100%)	45 (94%)	3 (6%)	22	62
18	CR	48/48 (100%)	43 (90%)	5 (10%)	9	34
19	AS	70/70 (100%)	62 (89%)	8 (11%)	7	30

Continued on next page...

Continued from previous page...

Mol	Chain	Analysed	Rotameric	Outliers	Percentiles	
19	CS	70/70 (100%)	63 (90%)	7 (10%)	9	36
20	AT	65/65 (100%)	49 (75%)	16 (25%)	1	3
20	CT	65/65 (100%)	51 (78%)	14 (22%)	1	6
21	AU	44/44 (100%)	34 (77%)	10 (23%)	1	5
21	CU	44/44 (100%)	36 (82%)	8 (18%)	2	10
24	BC	216/216 (100%)	167 (77%)	49 (23%)	1	5
24	DC	216/216 (100%)	189 (88%)	27 (12%)	6	26
25	BD	164/164 (100%)	134 (82%)	30 (18%)	2	10
25	DD	164/164 (100%)	144 (88%)	20 (12%)	6	27
26	BE	165/165 (100%)	122 (74%)	43 (26%)	0	2
26	DE	165/165 (100%)	147 (89%)	18 (11%)	8	32
27	BF	148/148 (100%)	130 (88%)	18 (12%)	6	27
28	BG	137/137 (100%)	105 (77%)	32 (23%)	1	4
28	DG	137/137 (100%)	119 (87%)	18 (13%)	5	24
29	BH	114/114 (100%)	96 (84%)	18 (16%)	3	15
29	DH	114/114 (100%)	96 (84%)	18 (16%)	3	15
30	BI	109/109 (100%)	91 (84%)	18 (16%)	3	14
30	DI	109/109 (100%)	102 (94%)	7 (6%)	22	61
31	BJ	116/116 (100%)	88 (76%)	28 (24%)	1	3
31	DJ	116/116 (100%)	100 (86%)	16 (14%)	4	21
32	BK	103/103 (100%)	81 (79%)	22 (21%)	1	6
32	DK	103/103 (100%)	83 (81%)	20 (19%)	2	9
33	BL	102/102 (100%)	76 (74%)	26 (26%)	1	2
33	DL	102/102 (100%)	85 (83%)	17 (17%)	3	13
34	BM	109/109 (100%)	87 (80%)	22 (20%)	1	7
34	DM	109/109 (100%)	96 (88%)	13 (12%)	6	28
35	BN	100/100 (100%)	82 (82%)	18 (18%)	2	11
35	DN	100/100 (100%)	85 (85%)	15 (15%)	3	17
36	BO	86/86 (100%)	69 (80%)	17 (20%)	1	8
36	DO	86/86 (100%)	77 (90%)	9 (10%)	8	34
37	BP	99/99 (100%)	73 (74%)	26 (26%)	0	2

Continued on next page...

Continued from previous page...

Mol	Chain	Analysed	Rotameric	Outliers	Percentiles	
37	DP	99/99 (100%)	89 (90%)	10 (10%)	9	36
38	BQ	89/89 (100%)	71 (80%)	18 (20%)	1	7
38	DQ	89/89 (100%)	74 (83%)	15 (17%)	2	13
39	BR	84/84 (100%)	70 (83%)	14 (17%)	3	13
39	DR	84/84 (100%)	71 (84%)	13 (16%)	3	16
40	BS	93/93 (100%)	74 (80%)	19 (20%)	1	7
40	DS	93/93 (100%)	79 (85%)	14 (15%)	3	17
41	BT	80/80 (100%)	61 (76%)	19 (24%)	1	3
41	DT	80/80 (100%)	73 (91%)	7 (9%)	12	44
42	BU	83/83 (100%)	66 (80%)	17 (20%)	1	7
42	DU	83/83 (100%)	74 (89%)	9 (11%)	8	33
43	BV	78/78 (100%)	59 (76%)	19 (24%)	1	3
43	DV	78/78 (100%)	68 (87%)	10 (13%)	5	24
44	BW	59/59 (100%)	41 (70%)	18 (30%)	0	1
44	DW	59/59 (100%)	42 (71%)	17 (29%)	0	1
45	BX	67/67 (100%)	54 (81%)	13 (19%)	2	9
45	DX	67/67 (100%)	58 (87%)	9 (13%)	5	22
46	BY	55/55 (100%)	41 (74%)	14 (26%)	1	2
46	DY	55/55 (100%)	52 (94%)	3 (6%)	27	67
47	BZ	48/48 (100%)	33 (69%)	15 (31%)	0	1
47	DZ	48/48 (100%)	40 (83%)	8 (17%)	3	13
48	B0	47/47 (100%)	39 (83%)	8 (17%)	2	13
48	D0	47/47 (100%)	39 (83%)	8 (17%)	2	13
49	B1	45/45 (100%)	37 (82%)	8 (18%)	2	11
49	D1	45/45 (100%)	41 (91%)	4 (9%)	12	43
50	B2	38/38 (100%)	29 (76%)	9 (24%)	1	4
50	D2	38/38 (100%)	33 (87%)	5 (13%)	5	23
51	B3	51/51 (100%)	44 (86%)	7 (14%)	4	21
51	D3	51/51 (100%)	40 (78%)	11 (22%)	1	6
52	B4	34/34 (100%)	28 (82%)	6 (18%)	2	11
52	D4	34/34 (100%)	29 (85%)	5 (15%)	4	18

Continued on next page...

Continued from previous page...

Mol	Chain	Analysed	Rotameric	Outliers	Percentiles	
54	CG	123/123 (100%)	102 (83%)	21 (17%)	2	13
55	CM	91/91 (100%)	80 (88%)	11 (12%)	6	27
56	CP	65/65 (100%)	57 (88%)	8 (12%)	6	26
58	DF	149/149 (100%)	123 (83%)	26 (17%)	2	12
All	All	9331/9339 (100%)	7786 (83%)	1545 (17%)	3	13

All (1545) residues with a non-rotameric sidechain are listed below:

Mol	Chain	Res	Type
2	AB	10	LYS
2	AB	13	VAL
2	AB	15	PHE
2	AB	19	THR
2	AB	20	ARG
2	AB	22	TRP
2	AB	30	ILE
2	AB	36	LYS
2	AB	38	HIS
2	AB	41	ASN
2	AB	42	LEU
2	AB	56	LEU
2	AB	57	ASN
2	AB	67	LEU
2	AB	73	ARG
2	AB	86	CYS
2	AB	87	ASP
2	AB	88	GLN
2	AB	90	PHE
2	AB	100	LEU
2	AB	102	ASN
2	AB	108	GLN
2	AB	112	ARG
2	AB	115	ASP
2	AB	119	GLN
2	AB	125	PHE
2	AB	128	LEU
2	AB	130	LYS
2	AB	138	ARG
2	AB	143	LEU
2	AB	156	LEU
2	AB	170	ILE

Continued on next page...

Continued from previous page...

Mol	Chain	Res	Type
2	AB	185	ILE
2	AB	193	ASP
2	AB	206	ILE
2	AB	207	ARG
2	AB	211	LEU
2	AB	219	THR
2	AB	221	ARG
3	AC	2	GLN
3	AC	13	ILE
3	AC	17	TRP
3	AC	24	ASN
3	AC	26	LYS
3	AC	27	GLU
3	AC	32	LEU
3	AC	35	ASP
3	AC	36	PHE
3	AC	50	SER
3	AC	52	SER
3	AC	54	ILE
3	AC	79	LYS
3	AC	89	VAL
3	AC	106	ARG
3	AC	118	SER
3	AC	119	ILE
3	AC	139	ASN
3	AC	143	LEU
3	AC	148	ILE
3	AC	156	LEU
3	AC	161	ILE
3	AC	164	THR
3	AC	165	GLU
3	AC	166	TRP
3	AC	177	LEU
3	AC	184	ASN
3	AC	199	VAL
4	AD	11	SER
4	AD	25	ARG
4	AD	30	LYS
4	AD	31	CYS
4	AD	43	ARG
4	AD	54	LEU
4	AD	55	ARG

Continued on next page...

Continued from previous page...

Mol	Chain	Res	Type
4	AD	57	LYS
4	AD	58	GLN
4	AD	69	ARG
4	AD	73	ASN
4	AD	88	ASN
4	AD	103	ARG
4	AD	115	GLN
4	AD	122	ILE
4	AD	127	ARG
4	AD	128	VAL
4	AD	131	ILE
4	AD	141	VAL
4	AD	147	LYS
4	AD	160	LEU
4	AD	166	LYS
4	AD	170	LEU
4	AD	178	GLU
4	AD	193	ASP
4	AD	196	GLU
4	AD	205	LYS
5	AE	9	GLU
5	AE	11	GLN
5	AE	14	LEU
5	AE	18	ASN
5	AE	25	LYS
5	AE	28	ARG
5	AE	31	SER
5	AE	37	VAL
5	AE	68	ARG
5	AE	75	LEU
5	AE	79	THR
5	AE	81	GLN
5	AE	87	VAL
5	AE	93	VAL
5	AE	94	PHE
5	AE	95	MET
5	AE	100	GLU
5	AE	113	VAL
5	AE	116	VAL
5	AE	121	ASN
5	AE	123	LEU
5	AE	135	VAL

Continued on next page...

Continued from previous page...

Mol	Chain	Res	Type
5	AE	136	VAL
5	AE	141	ASP
5	AE	147	ASN
5	AE	155	LYS
5	AE	156	ARG
6	AF	7	VAL
6	AF	14	GLN
6	AF	17	GLN
6	AF	24	ARG
6	AF	29	ILE
6	AF	38	ARG
6	AF	46	GLN
6	AF	54	LEU
6	AF	55	HIS
6	AF	68	GLN
6	AF	69	GLU
6	AF	77	THR
6	AF	86	ARG
6	AF	93	LYS
7	AG	3	ARG
7	AG	6	ILE
7	AG	8	GLN
7	AG	12	LEU
7	AG	20	GLU
7	AG	21	LEU
7	AG	22	LEU
7	AG	37	THR
7	AG	47	GLU
7	AG	62	GLU
7	AG	83	THR
7	AG	84	TYR
7	AG	85	GLN
7	AG	93	VAL
7	AG	105	GLU
7	AG	110	ARG
7	AG	117	LEU
7	AG	123	LEU
8	AH	10	LEU
8	AH	21	LYS
8	AH	29	SER
8	AH	65	PHE
8	AH	72	GLU

Continued on next page...

Continued from previous page...

Mol	Chain	Res	Type
8	AH	76	ARG
8	AH	79	ARG
8	AH	82	LEU
8	AH	86	LYS
8	AH	89	ASP
8	AH	98	LEU
8	AH	110	MET
8	AH	116	ARG
8	AH	120	LEU
8	AH	124	ILE
9	AI	4	GLN
9	AI	11	ARG
9	AI	13	SER
9	AI	35	GLU
9	AI	37	TYR
9	AI	44	ARG
9	AI	47	VAL
9	AI	48	ARG
9	AI	54	VAL
9	AI	56	MET
9	AI	62	LEU
9	AI	67	LYS
9	AI	86	LEU
9	AI	87	MET
9	AI	88	GLU
9	AI	89	TYR
9	AI	98	ARG
9	AI	105	ARG
9	AI	106	ASP
9	AI	125	GLN
9	AI	126	PHE
9	AI	128	LYS
10	AJ	5	ARG
10	AJ	22	THR
10	AJ	32	THR
10	AJ	35	GLN
10	AJ	48	ARG
10	AJ	50	THR
10	AJ	59	LYS
10	AJ	63	ASP
10	AJ	70	HIS
10	AJ	73	LEU

Continued on next page...

Continued from previous page...

Mol	Chain	Res	Type
10	AJ	89	ARG
10	AJ	96	VAL
11	AK	17	ASP
11	AK	30	ILE
11	AK	51	PHE
11	AK	55	ARG
11	AK	64	VAL
11	AK	76	TYR
11	AK	78	ILE
11	AK	82	GLU
11	AK	96	ILE
11	AK	100	ASN
11	AK	106	ILE
11	AK	124	LYS
11	AK	125	LYS
11	AK	127	ARG
11	AK	128	VAL
12	AL	3	VAL
12	AL	17	LYS
12	AL	18	SER
12	AL	20	VAL
12	AL	26	CYS
12	AL	28	GLN
12	AL	35	ARG
12	AL	43	LYS
12	AL	49	ARG
12	AL	51	VAL
12	AL	63	THR
12	AL	74	GLN
12	AL	82	ARG
12	AL	87	LYS
12	AL	88	ASP
12	AL	94	TYR
12	AL	101	LEU
12	AL	109	ARG
13	AM	6	ILE
13	AM	7	ASN
13	AM	53	ASP
13	AM	58	GLU
13	AM	106	ARG
14	AN	58	ARG
14	AN	59	GLN

Continued on next page...

Continued from previous page...

Mol	Chain	Res	Type
14	AN	96	LYS
14	AN	99	SER
15	AO	16	ARG
15	AO	34	GLN
15	AO	57	ARG
15	AO	65	LEU
15	AO	86	LEU
15	AO	87	ARG
16	AP	1	MET
16	AP	6	LEU
16	AP	19	VAL
16	AP	46	LYS
16	AP	55	ASP
16	AP	67	ILE
16	AP	77	GLU
17	AQ	3	LYS
17	AQ	16	MET
17	AQ	20	ILE
17	AQ	21	VAL
17	AQ	28	VAL
17	AQ	29	LYS
17	AQ	37	ILE
17	AQ	47	ASP
17	AQ	49	ASN
17	AQ	50	ASN
17	AQ	51	GLU
17	AQ	54	ILE
17	AQ	64	ARG
17	AQ	74	LEU
17	AQ	75	VAL
17	AQ	78	VAL
17	AQ	80	LYS
18	AR	20	ILE
18	AR	35	SER
18	AR	54	LEU
19	AS	42	ASN
19	AS	54	ARG
19	AS	55	GLN
19	AS	57	VAL
19	AS	60	PHE
19	AS	61	VAL
19	AS	64	GLU

Continued on next page...

Continued from previous page...

Mol	Chain	Res	Type
19	AS	79	TYR
20	AT	4	LYS
20	AT	5	SER
20	AT	11	ILE
20	AT	17	ARG
20	AT	23	ARG
20	AT	26	MET
20	AT	27	MET
20	AT	33	LYS
20	AT	35	TYR
20	AT	38	ILE
20	AT	42	ASP
20	AT	65	LEU
20	AT	67	HIS
20	AT	75	LYS
20	AT	77	ASN
20	AT	78	LEU
21	AU	4	LYS
21	AU	9	GLU
21	AU	12	ASP
21	AU	15	LEU
21	AU	18	PHE
21	AU	27	VAL
21	AU	33	ARG
21	AU	37	TYR
21	AU	38	GLU
21	AU	42	THR
24	BC	12	ARG
24	BC	20	ASN
24	BC	27	LYS
24	BC	35	LYS
24	BC	38	LYS
24	BC	43	ASN
24	BC	49	THR
24	BC	62	ARG
24	BC	68	ARG
24	BC	70	LYS
24	BC	71	ASP
24	BC	73	ILE
24	BC	77	VAL
24	BC	79	ARG
24	BC	82	TYR

Continued on next page...

Continued from previous page...

Mol	Chain	Res	Type
24	BC	85	ASN
24	BC	90	ILE
24	BC	93	VAL
24	BC	103	ILE
24	BC	104	LEU
24	BC	109	LEU
24	BC	110	LYS
24	BC	114	GLN
24	BC	115	ILE
24	BC	120	ASP
24	BC	123	ILE
24	BC	142	ASN
24	BC	155	ARG
24	BC	163	ILE
24	BC	164	VAL
24	BC	166	ARG
24	BC	171	VAL
24	BC	172	THR
24	BC	173	LEU
24	BC	175	LEU
24	BC	176	ARG
24	BC	193	GLU
24	BC	202	ARG
24	BC	203	VAL
24	BC	211	ARG
24	BC	212	TRP
24	BC	215	VAL
24	BC	216	ARG
24	BC	250	GLN
24	BC	251	THR
24	BC	252	LYS
24	BC	254	LYS
24	BC	268	ARG
24	BC	270	ARG
25	BD	9	VAL
25	BD	14	ILE
25	BD	16	THR
25	BD	38	LYS
25	BD	42	ASN
25	BD	43	ASP
25	BD	45	TYR
25	BD	46	ARG

Continued on next page...

Continued from previous page...

Mol	Chain	Res	Type
25	BD	60	VAL
25	BD	73	VAL
25	BD	89	GLU
25	BD	90	PHE
25	BD	91	THR
25	BD	95	SER
25	BD	97	SER
25	BD	98	VAL
25	BD	101	PHE
25	BD	114	LYS
25	BD	118	PHE
25	BD	124	ARG
25	BD	131	ASP
25	BD	150	GLN
25	BD	151	THR
25	BD	159	LYS
25	BD	169	ARG
25	BD	170	VAL
25	BD	183	GLU
25	BD	197	THR
25	BD	201	LEU
25	BD	207	VAL
26	BE	12	LEU
26	BE	14	VAL
26	BE	18	THR
26	BE	21	ARG
26	BE	24	ASN
26	BE	28	VAL
26	BE	40	ARG
26	BE	44	ARG
26	BE	48	THR
26	BE	55	SER
26	BE	61	ARG
26	BE	62	GLN
26	BE	63	LYS
26	BE	65	THR
26	BE	69	ARG
26	BE	77	ILE
26	BE	78	TRP
26	BE	80	SER
26	BE	84	THR
26	BE	90	GLN

Continued on next page...

Continued from previous page...

Mol	Chain	Res	Type
26	BE	93	SER
26	BE	107	SER
26	BE	108	ILE
26	BE	109	LEU
26	BE	113	VAL
26	BE	116	ASP
26	BE	118	LEU
26	BE	119	ILE
26	BE	123	LYS
26	BE	127	GLU
26	BE	132	LYS
26	BE	144	GLU
26	BE	146	VAL
26	BE	147	LEU
26	BE	153	LEU
26	BE	159	LEU
26	BE	163	ASN
26	BE	167	VAL
26	BE	170	ARG
26	BE	171	ASP
26	BE	176	ASP
26	BE	186	VAL
26	BE	189	THR
27	BF	3	LEU
27	BF	9	ASP
27	BF	12	VAL
27	BF	17	THR
27	BF	24	VAL
27	BF	34	THR
27	BF	36	ASN
27	BF	46	LYS
27	BF	65	LEU
27	BF	80	GLN
27	BF	90	LEU
27	BF	103	ILE
27	BF	109	ARG
27	BF	111	ARG
27	BF	114	ARG
27	BF	132	ARG
27	BF	134	GLN
27	BF	154	THR
28	BG	2	ARG

Continued on next page...

Continued from previous page...

Mol	Chain	Res	Type
28	BG	8	VAL
28	BG	9	VAL
28	BG	15	ASP
28	BG	21	GLN
28	BG	29	ASN
28	BG	34	ARG
28	BG	35	THR
28	BG	37	ASN
28	BG	40	VAL
28	BG	42	VAL
28	BG	50	THR
28	BG	55	ASP
28	BG	59	ASP
28	BG	68	ARG
28	BG	72	ASN
28	BG	80	GLU
28	BG	84	LYS
28	BG	86	LEU
28	BG	88	LEU
28	BG	91	VAL
28	BG	101	VAL
28	BG	115	GLN
28	BG	116	LEU
28	BG	120	ILE
28	BG	121	THR
28	BG	123	GLU
28	BG	132	LEU
28	BG	138	GLN
28	BG	148	ARG
28	BG	170	THR
28	BG	174	LYS
29	BH	3	VAL
29	BH	6	LEU
29	BH	12	LEU
29	BH	15	LEU
29	BH	18	GLN
29	BH	28	ASN
29	BH	31	VAL
29	BH	43	ASN
29	BH	46	PHE
29	BH	50	ARG
29	BH	54	LEU

Continued on next page...

Continued from previous page...

Mol	Chain	Res	Type
29	BH	68	ARG
29	BH	75	LEU
29	BH	83	LYS
29	BH	96	THR
29	BH	97	ARG
29	BH	104	THR
29	BH	135	HIS
30	BI	2	LYS
30	BI	10	LEU
30	BI	11	GLN
30	BI	12	VAL
30	BI	23	VAL
30	BI	30	GLN
30	BI	37	PHE
30	BI	39	LYS
30	BI	49	GLU
30	BI	61	TYR
30	BI	71	LYS
30	BI	81	LYS
30	BI	86	LYS
30	BI	95	ASP
30	BI	107	GLU
30	BI	124	MET
30	BI	126	ARG
30	BI	135	MET
31	BJ	1	MET
31	BJ	2	LYS
31	BJ	5	THR
31	BJ	24	THR
31	BJ	25	LEU
31	BJ	30	THR
31	BJ	34	ARG
31	BJ	36	LEU
31	BJ	40	HIS
31	BJ	41	LYS
31	BJ	44	TYR
31	BJ	54	ILE
31	BJ	55	ILE
31	BJ	57	LEU
31	BJ	64	VAL
31	BJ	65	THR
31	BJ	67	ASN

Continued on next page...

Continued from previous page...

Mol	Chain	Res	Type
31	BJ	69	ARG
31	BJ	86	GLN
31	BJ	101	ILE
31	BJ	103	ILE
31	BJ	105	VAL
31	BJ	111	LYS
31	BJ	114	LEU
31	BJ	129	GLU
31	BJ	135	GLN
31	BJ	139	VAL
31	BJ	140	LEU
32	BK	3	GLN
32	BK	8	LEU
32	BK	18	ARG
32	BK	19	VAL
32	BK	23	LYS
32	BK	28	SER
32	BK	30	ARG
32	BK	47	ILE
32	BK	51	LYS
32	BK	54	LYS
32	BK	58	LEU
32	BK	61	VAL
32	BK	63	VAL
32	BK	73	ASP
32	BK	80	ASP
32	BK	89	ASN
32	BK	91	SER
32	BK	99	ILE
32	BK	105	ARG
32	BK	107	LEU
32	BK	111	LYS
32	BK	114	LYS
33	BL	3	LEU
33	BL	4	ASN
33	BL	6	LEU
33	BL	19	LEU
33	BL	21	ARG
33	BL	27	LEU
33	BL	30	THR
33	BL	33	ARG
33	BL	39	LYS

Continued on next page...

Continued from previous page...

Mol	Chain	Res	Type
33	BL	41	ARG
33	BL	47	ARG
33	BL	48	ARG
33	BL	51	GLU
33	BL	55	MET
33	BL	59	ARG
33	BL	61	LEU
33	BL	66	PHE
33	BL	85	VAL
33	BL	91	ASP
33	BL	93	ASN
33	BL	94	THR
33	BL	101	ILE
33	BL	103	ILE
33	BL	112	LEU
33	BL	115	GLU
33	BL	127	VAL
34	BM	6	ARG
34	BM	8	LYS
34	BM	10	ARG
34	BM	12	MET
34	BM	24	THR
34	BM	25	ASP
34	BM	33	LEU
34	BM	69	PRO
34	BM	70	ASP
34	BM	75	GLU
34	BM	76	LYS
34	BM	81	ARG
34	BM	90	GLU
34	BM	95	LEU
34	BM	96	ILE
34	BM	97	GLN
34	BM	100	LYS
34	BM	102	LEU
34	BM	110	GLU
34	BM	126	ILE
34	BM	133	LYS
34	BM	134	THR
35	BN	2	ARG
35	BN	3	HIS
35	BN	10	LEU

Continued on next page...

Continued from previous page...

Mol	Chain	Res	Type
35	BN	27	SER
35	BN	33	ILE
35	BN	34	ILE
35	BN	35	LYS
35	BN	38	LEU
35	BN	51	LEU
35	BN	69	ARG
35	BN	71	ARG
35	BN	73	ASN
35	BN	75	ILE
35	BN	83	LEU
35	BN	86	ARG
35	BN	95	THR
35	BN	107	ASN
35	BN	118	ARG
36	BO	9	ARG
36	BO	16	ARG
36	BO	17	LYS
36	BO	36	TYR
36	BO	56	LYS
36	BO	65	THR
36	BO	80	GLU
36	BO	83	LEU
36	BO	84	GLU
36	BO	89	ASP
36	BO	94	ARG
36	BO	100	HIS
36	BO	103	VAL
36	BO	106	LEU
36	BO	111	ARG
36	BO	112	GLU
36	BO	116	GLN
37	BP	3	ILE
37	BP	5	LYS
37	BP	6	GLN
37	BP	7	LEU
37	BP	14	GLN
37	BP	20	ARG
37	BP	24	THR
37	BP	28	LYS
37	BP	33	GLU
37	BP	35	SER

Continued on next page...

Continued from previous page...

Mol	Chain	Res	Type
37	BP	36	LYS
37	BP	37	LYS
37	BP	38	ARG
37	BP	52	ARG
37	BP	58	PHE
37	BP	61	ARG
37	BP	64	SER
37	BP	75	THR
37	BP	79	VAL
37	BP	83	ILE
37	BP	91	VAL
37	BP	92	ARG
37	BP	93	LYS
37	BP	95	LYS
37	BP	96	LEU
37	BP	99	LEU
38	BQ	2	ARG
38	BQ	4	LYS
38	BQ	10	ARG
38	BQ	17	LEU
38	BQ	39	ILE
38	BQ	40	LYS
38	BQ	47	ARG
38	BQ	50	ARG
38	BQ	59	LEU
38	BQ	63	ARG
38	BQ	65	ASN
38	BQ	69	ARG
38	BQ	88	GLU
38	BQ	89	ILE
38	BQ	93	ILE
38	BQ	94	LEU
38	BQ	96	ASP
38	BQ	97	ILE
39	BR	10	LYS
39	BR	15	SER
39	BR	20	VAL
39	BR	33	VAL
39	BR	37	GLU
39	BR	38	VAL
39	BR	39	LEU
39	BR	46	GLU

Continued on next page...

Continued from previous page...

Mol	Chain	Res	Type
39	BR	48	LYS
39	BR	55	ASP
39	BR	58	VAL
39	BR	63	VAL
39	BR	72	VAL
39	BR	85	LYS
40	BS	3	THR
40	BS	4	ILE
40	BS	7	HIS
40	BS	18	ARG
40	BS	30	SER
40	BS	33	LEU
40	BS	35	ILE
40	BS	36	LEU
40	BS	41	LYS
40	BS	48	LYS
40	BS	66	ILE
40	BS	68	ASP
40	BS	71	VAL
40	BS	73	LYS
40	BS	74	ILE
40	BS	76	VAL
40	BS	84	ARG
40	BS	88	ARG
40	BS	101	SER
41	BT	2	ILE
41	BT	3	ARG
41	BT	4	GLU
41	BT	8	LEU
41	BT	17	SER
41	BT	19	LYS
41	BT	21	SER
41	BT	29	THR
41	BT	30	ILE
41	BT	31	VAL
41	BT	32	LEU
41	BT	43	ILE
41	BT	49	LYS
41	BT	50	LEU
41	BT	58	VAL
41	BT	68	LYS
41	BT	69	ARG

Continued on next page...

Continued from previous page...

Mol	Chain	Res	Type
41	BT	74	ILE
41	BT	82	LYS
42	BU	6	ARG
42	BU	8	ASP
42	BU	10	VAL
42	BU	20	LYS
42	BU	23	LYS
42	BU	33	VAL
42	BU	41	VAL
42	BU	42	LYS
42	BU	43	LYS
42	BU	52	ASN
42	BU	61	GLU
42	BU	64	ILE
42	BU	67	SER
42	BU	86	PHE
42	BU	87	GLU
42	BU	99	SER
42	BU	102	ILE
43	BV	1	MET
43	BV	3	THR
43	BV	5	ASN
43	BV	8	VAL
43	BV	10	LYS
43	BV	20	LEU
43	BV	29	ILE
43	BV	35	GLU
43	BV	41	GLU
43	BV	42	LEU
43	BV	43	ASP
43	BV	46	LYS
43	BV	51	GLN
43	BV	55	GLU
43	BV	61	LEU
43	BV	65	VAL
43	BV	66	ASP
43	BV	71	LYS
43	BV	93	ARG
44	BW	14	ASP
44	BW	15	SER
44	BW	16	GLU
44	BW	19	ARG

Continued on next page...

Continued from previous page...

Mol	Chain	Res	Type
44	BW	23	LYS
44	BW	24	ARG
44	BW	25	PHE
44	BW	38	ARG
44	BW	40	ARG
44	BW	45	HIS
44	BW	49	ASN
44	BW	54	ARG
44	BW	58	LEU
44	BW	61	LYS
44	BW	67	LYS
44	BW	76	ARG
44	BW	77	LYS
44	BW	80	SER
45	BX	10	ARG
45	BX	17	ARG
45	BX	19	HIS
45	BX	24	THR
45	BX	26	ARG
45	BX	29	LEU
45	BX	36	ARG
45	BX	47	THR
45	BX	53	LYS
45	BX	63	ILE
45	BX	71	ARG
45	BX	73	ARG
45	BX	77	TYR
46	BY	9	LYS
46	BY	10	SER
46	BY	14	LEU
46	BY	17	GLU
46	BY	18	LEU
46	BY	19	LEU
46	BY	22	LEU
46	BY	37	LEU
46	BY	39	GLN
46	BY	42	LEU
46	BY	47	ARG
46	BY	56	LEU
46	BY	57	LEU
46	BY	59	GLU
47	BZ	3	THR

Continued on next page...

Continued from previous page...

Mol	Chain	Res	Type
47	BZ	4	ILE
47	BZ	5	LYS
47	BZ	7	THR
47	BZ	8	GLN
47	BZ	9	THR
47	BZ	15	ARG
47	BZ	23	LEU
47	BZ	29	ARG
47	BZ	30	ARG
47	BZ	34	THR
47	BZ	37	ARG
47	BZ	38	GLU
47	BZ	43	ILE
47	BZ	58	GLU
48	B0	5	ASN
48	B0	9	ARG
48	B0	17	SER
48	B0	26	SER
48	B0	27	LEU
48	B0	39	ARG
48	B0	42	ILE
48	B0	43	THR
49	B1	4	ILE
49	B1	7	LYS
49	B1	8	ILE
49	B1	9	LYS
49	B1	29	LYS
49	B1	33	LEU
49	B1	35	LEU
49	B1	43	ARG
50	B2	1	MET
50	B2	3	ARG
50	B2	4	THR
50	B2	8	SER
50	B2	9	VAL
50	B2	12	ARG
50	B2	21	ARG
50	B2	35	ARG
50	B2	39	ARG
51	B3	5	THR
51	B3	7	ARG
51	B3	22	LYS

Continued on next page...

Continued from previous page...

Mol	Chain	Res	Type
51	B3	31	ILE
51	B3	49	VAL
51	B3	50	SER
51	B3	51	LYS
52	B4	2	LYS
52	B4	3	VAL
52	B4	4	ARG
52	B4	6	SER
52	B4	9	LYS
52	B4	27	CYS
2	CB	8	MET
2	CB	9	LEU
2	CB	10	LYS
2	CB	14	HIS
2	CB	19	THR
2	CB	21	TYR
2	CB	26	MET
2	CB	34	ARG
2	CB	36	LYS
2	CB	39	ILE
2	CB	42	LEU
2	CB	46	VAL
2	CB	69	VAL
2	CB	88	GLN
2	CB	103	TRP
2	CB	124	THR
2	CB	125	PHE
2	CB	131	LYS
2	CB	146	SER
2	CB	147	LEU
2	CB	162	VAL
2	CB	164	ASP
2	CB	177	ASN
2	CB	182	VAL
2	CB	191	ASP
2	CB	196	ASP
2	CB	212	TYR
2	CB	224	ARG
3	CC	15	LYS
3	CC	26	LYS
3	CC	30	ASP
3	CC	35	ASP

Continued on next page...

Continued from previous page...

Mol	Chain	Res	Type
3	CC	41	TYR
3	CC	53	ARG
3	CC	106	ARG
3	CC	123	LEU
3	CC	126	ARG
3	CC	134	LYS
3	CC	139	ASN
3	CC	160	GLU
3	CC	161	ILE
3	CC	166	TRP
3	CC	178	ARG
3	CC	182	ASP
3	CC	183	TYR
3	CC	185	THR
3	CC	194	VAL
4	CD	2	ARG
4	CD	10	LEU
4	CD	20	LEU
4	CD	24	VAL
4	CD	25	ARG
4	CD	29	THR
4	CD	30	LYS
4	CD	34	GLU
4	CD	52	VAL
4	CD	55	ARG
4	CD	57	LYS
4	CD	58	GLN
4	CD	62	ARG
4	CD	80	ARG
4	CD	84	ASN
4	CD	106	PHE
4	CD	119	HIS
4	CD	125	ASN
4	CD	127	ARG
4	CD	142	VAL
4	CD	147	LYS
4	CD	151	GLN
4	CD	152	SER
4	CD	158	LEU
4	CD	160	LEU
4	CD	168	THR
4	CD	170	LEU

Continued on next page...

Continued from previous page...

Mol	Chain	Res	Type
4	CD	182	LYS
4	CD	183	ARG
4	CD	184	LYS
4	CD	186	GLU
4	CD	187	ARG
4	CD	191	SER
4	CD	194	ILE
4	CD	199	ILE
4	CD	202	LEU
4	CD	204	SER
5	CE	11	GLN
5	CE	13	LYS
5	CE	25	LYS
5	CE	29	ILE
5	CE	31	SER
5	CE	51	LYS
5	CE	59	ILE
5	CE	75	LEU
5	CE	76	ASN
5	CE	80	LEU
5	CE	84	VAL
5	CE	87	VAL
5	CE	92	ARG
5	CE	95	MET
5	CE	99	SER
5	CE	105	ILE
5	CE	119	VAL
5	CE	131	ASN
5	CE	133	ILE
5	CE	134	ASN
5	CE	136	VAL
5	CE	139	THR
5	CE	144	GLU
6	CF	7	VAL
6	CF	33	GLU
6	CF	38	ARG
6	CF	44	ARG
6	CF	52	ASN
6	CF	54	LEU
6	CF	56	LYS
6	CF	58	HIS
6	CF	61	LEU

Continued on next page...

Continued from previous page...

Mol	Chain	Res	Type
6	CF	72	ASP
6	CF	86	ARG
6	CF	89	VAL
6	CF	90	MET
54	CG	3	ARG
54	CG	5	VAL
54	CG	6	ILE
54	CG	10	LYS
54	CG	12	LEU
54	CG	16	LYS
54	CG	55	LYS
54	CG	58	LEU
54	CG	66	GLU
54	CG	75	LYS
54	CG	77	ARG
54	CG	78	ARG
54	CG	85	GLN
54	CG	90	VAL
54	CG	100	MET
54	CG	102	TRP
54	CG	112	ASP
54	CG	123	LEU
54	CG	137	ARG
54	CG	139	ASP
54	CG	148	LYS
8	CH	2	MET
8	CH	37	ASN
8	CH	42	GLU
8	CH	46	GLU
8	CH	59	GLU
8	CH	70	VAL
8	CH	76	ARG
8	CH	79	ARG
8	CH	82	LEU
8	CH	89	ASP
8	CH	93	LYS
8	CH	102	VAL
8	CH	110	MET
9	CI	3	ASN
9	CI	4	GLN
9	CI	5	TYR
9	CI	36	GLN

Continued on next page...

Continued from previous page...

Mol	Chain	Res	Type
9	CI	37	TYR
9	CI	45	MET
9	CI	53	LEU
9	CI	54	VAL
9	CI	60	LEU
9	CI	83	THR
9	CI	87	MET
9	CI	111	GLU
9	CI	125	GLN
9	CI	129	ARG
10	CJ	11	LYS
10	CJ	15	HIS
10	CJ	48	ARG
10	CJ	59	LYS
10	CJ	60	ASP
10	CJ	67	ILE
10	CJ	69	THR
10	CJ	75	ASP
10	CJ	82	LYS
10	CJ	87	LEU
10	CJ	92	LEU
11	CK	12	ARG
11	CK	27	ASN
11	CK	33	ILE
11	CK	57	SER
11	CK	73	VAL
11	CK	78	ILE
11	CK	81	LEU
11	CK	94	SER
11	CK	105	ARG
11	CK	115	ILE
11	CK	117	HIS
11	CK	128	VAL
12	CL	3	VAL
12	CL	5	GLN
12	CL	9	LYS
12	CL	14	LYS
12	CL	19	ASN
12	CL	28	GLN
12	CL	39	THR
12	CL	48	LEU
12	CL	49	ARG

Continued on next page...

Continued from previous page...

Mol	Chain	Res	Type
12	CL	57	THR
12	CL	62	VAL
12	CL	72	ASN
12	CL	88	ASP
12	CL	96	THR
12	CL	102	ASP
12	CL	107	LYS
12	CL	120	ARG
55	CM	12	LYS
55	CM	24	VAL
55	CM	28	ARG
55	CM	32	ILE
55	CM	46	GLU
55	CM	53	ASP
55	CM	77	LYS
55	CM	91	ARG
55	CM	92	ARG
55	CM	100	ARG
55	CM	113	LYS
14	CN	3	GLN
14	CN	27	LYS
14	CN	41	TRP
14	CN	52	ARG
14	CN	53	ASP
14	CN	58	ARG
14	CN	61	ASN
14	CN	72	PHE
14	CN	96	LYS
14	CN	100	TRP
15	CO	16	ARG
15	CO	34	GLN
15	CO	38	LEU
15	CO	39	GLN
15	CO	45	HIS
15	CO	80	LEU
56	CP	1	MET
56	CP	2	VAL
56	CP	3	THR
56	CP	35	ARG
56	CP	46	LYS
56	CP	54	LEU
56	CP	56	ARG

Continued on next page...

Continued from previous page...

Mol	Chain	Res	Type
56	CP	69	ASP
17	CQ	3	LYS
17	CQ	6	THR
17	CQ	13	SER
17	CQ	20	ILE
17	CQ	27	PHE
17	CQ	32	ILE
17	CQ	37	ILE
17	CQ	39	ARG
17	CQ	44	HIS
17	CQ	51	GLU
17	CQ	52	CYS
17	CQ	56	ASP
17	CQ	60	ILE
17	CQ	80	LYS
18	CR	25	ILE
18	CR	44	THR
18	CR	49	LYS
18	CR	65	SER
18	CR	72	ARG
19	CS	5	LYS
19	CS	10	ILE
19	CS	11	ASP
19	CS	52	ASN
19	CS	54	ARG
19	CS	56	HIS
19	CS	73	PHE
20	CT	5	SER
20	CT	11	ILE
20	CT	26	MET
20	CT	30	PHE
20	CT	35	TYR
20	CT	47	GLN
20	CT	53	MET
20	CT	67	HIS
20	CT	68	LYS
20	CT	69	ASN
20	CT	73	ARG
20	CT	74	HIS
20	CT	78	LEU
20	CT	82	ILE
21	CU	4	LYS

Continued on next page...

Continued from previous page...

Mol	Chain	Res	Type
21	CU	9	GLU
21	CU	24	LYS
21	CU	27	VAL
21	CU	32	ARG
21	CU	36	PHE
21	CU	37	TYR
21	CU	53	LYS
24	DC	2	VAL
24	DC	12	ARG
24	DC	13	ARG
24	DC	18	VAL
24	DC	23	LEU
24	DC	35	LYS
24	DC	43	ASN
24	DC	57	HIS
24	DC	71	ASP
24	DC	90	ILE
24	DC	102	TYR
24	DC	124	LYS
24	DC	152	GLN
24	DC	172	THR
24	DC	173	LEU
24	DC	176	ARG
24	DC	187	CYS
24	DC	188	ARG
24	DC	190	THR
24	DC	212	TRP
24	DC	213	ARG
24	DC	220	ARG
24	DC	227	VAL
24	DC	235	GLU
24	DC	256	THR
24	DC	267	VAL
24	DC	269	ARG
25	DD	9	VAL
25	DD	24	VAL
25	DD	33	ARG
25	DD	34	VAL
25	DD	35	THR
25	DD	38	LYS
25	DD	48	ILE
25	DD	55	LYS

Continued on next page...

Continued from previous page...

Mol	Chain	Res	Type
25	DD	62	LYS
25	DD	79	LEU
25	DD	106	LYS
25	DD	121	THR
25	DD	138	LEU
25	DD	141	ARG
25	DD	148	GLN
25	DD	150	GLN
25	DD	159	LYS
25	DD	168	GLU
25	DD	189	VAL
25	DD	193	VAL
26	DE	53	THR
26	DE	57	LYS
26	DE	67	ARG
26	DE	69	ARG
26	DE	73	ILE
26	DE	77	ILE
26	DE	78	TRP
26	DE	84	THR
26	DE	108	ILE
26	DE	117	ARG
26	DE	126	VAL
26	DE	139	LYS
26	DE	149	ILE
26	DE	157	LEU
26	DE	163	ASN
26	DE	164	LEU
26	DE	166	LYS
26	DE	170	ARG
58	DF	13	LYS
58	DF	47	LYS
58	DF	48	LEU
58	DF	49	LEU
58	DF	76	PHE
58	DF	77	LYS
58	DF	82	TYR
58	DF	87	LYS
58	DF	91	ARG
58	DF	94	ARG
58	DF	97	GLU
58	DF	110	ILE

Continued on next page...

Continued from previous page...

Mol	Chain	Res	Type
58	DF	111	ARG
58	DF	113	PHE
58	DF	119	LYS
58	DF	133	GLU
58	DF	134	GLN
58	DF	135	ILE
58	DF	139	GLU
58	DF	142	TYR
58	DF	147	ARG
58	DF	151	LEU
58	DF	160	LYS
58	DF	166	ARG
58	DF	172	PHE
58	DF	177	ARG
28	DG	2	ARG
28	DG	18	ILE
28	DG	19	ASN
28	DG	34	ARG
28	DG	35	THR
28	DG	40	VAL
28	DG	42	VAL
28	DG	51	PHE
28	DG	72	ASN
28	DG	84	LYS
28	DG	86	LEU
28	DG	91	VAL
28	DG	93	TYR
28	DG	120	ILE
28	DG	162	ARG
28	DG	163	TYR
28	DG	166	GLU
28	DG	176	LYS
29	DH	8	LYS
29	DH	22	LYS
29	DH	25	TYR
29	DH	27	ARG
29	DH	28	ASN
29	DH	50	ARG
29	DH	57	LYS
29	DH	66	ASN
29	DH	68	ARG
29	DH	76	GLU

Continued on next page...

Continued from previous page...

Mol	Chain	Res	Type
29	DH	86	ASP
29	DH	90	LEU
29	DH	91	PHE
29	DH	98	ASP
29	DH	104	THR
29	DH	109	GLU
29	DH	132	PHE
29	DH	144	VAL
30	DI	7	TYR
30	DI	16	MET
30	DI	30	GLN
30	DI	58	ILE
30	DI	68	PHE
30	DI	72	THR
30	DI	93	ASN
31	DJ	3	THR
31	DJ	5	THR
31	DJ	25	LEU
31	DJ	34	ARG
31	DJ	36	LEU
31	DJ	43	GLU
31	DJ	47	HIS
31	DJ	54	ILE
31	DJ	57	LEU
31	DJ	80	HIS
31	DJ	81	ILE
31	DJ	92	MET
31	DJ	95	ARG
31	DJ	99	ARG
31	DJ	106	LYS
31	DJ	129	GLU
32	DK	3	GLN
32	DK	7	MET
32	DK	10	VAL
32	DK	13	ASN
32	DK	25	LEU
32	DK	39	ILE
32	DK	41	ILE
32	DK	47	ILE
32	DK	49	ARG
32	DK	54	LYS
32	DK	65	THR

Continued on next page...

Continued from previous page...

Mol	Chain	Res	Type
32	DK	77	ILE
32	DK	87	LEU
32	DK	100	PHE
32	DK	103	VAL
32	DK	105	ARG
32	DK	106	GLU
32	DK	107	LEU
32	DK	111	LYS
32	DK	114	LYS
33	DL	3	LEU
33	DL	4	ASN
33	DL	6	LEU
33	DL	18	ARG
33	DL	19	LEU
33	DL	47	ARG
33	DL	69	ARG
33	DL	79	LEU
33	DL	82	LEU
33	DL	92	LEU
33	DL	99	ASN
33	DL	103	ILE
33	DL	111	ILE
33	DL	112	LEU
33	DL	118	THR
33	DL	141	LYS
33	DL	143	GLU
34	DM	8	LYS
34	DM	13	HIS
34	DM	38	ARG
34	DM	47	GLU
34	DM	78	LEU
34	DM	89	VAL
34	DM	96	ILE
34	DM	97	GLN
34	DM	105	MET
34	DM	115	GLU
34	DM	119	LEU
34	DM	126	ILE
34	DM	129	THR
35	DN	18	GLN
35	DN	20	MET
35	DN	21	PHE

Continued on next page...

Continued from previous page...

Mol	Chain	Res	Type
35	DN	29	VAL
35	DN	33	ILE
35	DN	34	ILE
35	DN	53	THR
35	DN	62	ASN
35	DN	63	ARG
35	DN	69	ARG
35	DN	94	TYR
35	DN	95	THR
35	DN	96	ARG
35	DN	98	LEU
35	DN	114	GLU
36	DO	17	LYS
36	DO	31	THR
36	DO	63	LYS
36	DO	65	THR
36	DO	68	LYS
36	DO	90	VAL
36	DO	98	GLN
36	DO	115	LEU
36	DO	117	PHE
37	DP	6	GLN
37	DP	7	LEU
37	DP	13	LYS
37	DP	28	LYS
37	DP	31	VAL
37	DP	83	ILE
37	DP	86	LYS
37	DP	93	LYS
37	DP	95	LYS
37	DP	101	GLU
38	DQ	3	VAL
38	DQ	10	ARG
38	DQ	12	ARG
38	DQ	13	HIS
38	DQ	15	LYS
38	DQ	35	PHE
38	DQ	46	TYR
38	DQ	47	ARG
38	DQ	54	ARG
38	DQ	56	PHE
38	DQ	57	ARG

Continued on next page...

Continued from previous page...

Mol	Chain	Res	Type
38	DQ	63	ARG
38	DQ	69	ARG
38	DQ	79	ILE
38	DQ	108	LEU
39	DR	6	GLN
39	DR	10	LYS
39	DR	13	ARG
39	DR	37	GLU
39	DR	48	LYS
39	DR	58	VAL
39	DR	75	VAL
39	DR	80	ARG
39	DR	81	LYS
39	DR	86	GLN
39	DR	90	ARG
39	DR	93	PHE
39	DR	95	ASP
40	DS	6	LYS
40	DS	22	ASP
40	DS	23	LEU
40	DS	31	GLN
40	DS	33	LEU
40	DS	46	LEU
40	DS	66	ILE
40	DS	70	LYS
40	DS	74	ILE
40	DS	76	VAL
40	DS	84	ARG
40	DS	85	ILE
40	DS	86	MET
40	DS	88	ARG
41	DT	9	LYS
41	DT	12	ARG
41	DT	18	GLU
41	DT	39	THR
41	DT	50	LEU
41	DT	54	GLU
41	DT	91	GLN
42	DU	13	LEU
42	DU	20	LYS
42	DU	21	ARG
42	DU	40	LEU

Continued on next page...

Continued from previous page...

Mol	Chain	Res	Type
42	DU	45	GLN
42	DU	82	VAL
42	DU	85	ARG
42	DU	94	PHE
42	DU	95	PHE
43	DV	26	PHE
43	DV	40	ILE
43	DV	41	GLU
43	DV	51	GLN
43	DV	61	LEU
43	DV	65	VAL
43	DV	69	GLU
43	DV	70	ILE
43	DV	76	ASP
43	DV	90	ASP
44	DW	18	LYS
44	DW	20	LEU
44	DW	22	VAL
44	DW	23	LYS
44	DW	25	PHE
44	DW	30	VAL
44	DW	35	ILE
44	DW	37	VAL
44	DW	38	ARG
44	DW	39	GLN
44	DW	40	ARG
44	DW	44	PHE
44	DW	58	LEU
44	DW	68	PHE
44	DW	76	ARG
44	DW	77	LYS
44	DW	80	SER
45	DX	5	GLN
45	DX	25	LYS
45	DX	26	ARG
45	DX	31	ASN
45	DX	46	VAL
45	DX	47	THR
45	DX	57	VAL
45	DX	63	ILE
45	DX	73	ARG
46	DY	1	MET

Continued on next page...

Continued from previous page...

Mol	Chain	Res	Type
46	DY	4	LYS
46	DY	28	LEU
47	DZ	16	LEU
47	DZ	24	LEU
47	DZ	28	LEU
47	DZ	29	ARG
47	DZ	30	ARG
47	DZ	50	VAL
47	DZ	53	MET
47	DZ	58	GLU
48	D0	3	GLN
48	D0	5	ASN
48	D0	9	ARG
48	D0	22	THR
48	D0	41	HIS
48	D0	42	ILE
48	D0	48	TYR
48	D0	49	ARG
49	D1	10	LEU
49	D1	20	TYR
49	D1	35	LEU
49	D1	44	GLN
50	D2	4	THR
50	D2	22	MET
50	D2	26	ASN
50	D2	28	ARG
50	D2	33	ARG
51	D3	12	ARG
51	D3	14	LYS
51	D3	27	ASN
51	D3	28	LEU
51	D3	29	ARG
51	D3	41	ARG
51	D3	43	LEU
51	D3	46	LYS
51	D3	48	MET
51	D3	51	LYS
51	D3	61	LEU
52	D4	2	LYS
52	D4	9	LYS
52	D4	15	LYS
52	D4	17	VAL

Continued on next page...

Continued from previous page...

Mol	Chain	Res	Type
52	D4	19	ARG

Some sidechains can be flipped to improve hydrogen bonding and reduce clashes. All (331) such sidechains are listed below:

Mol	Chain	Res	Type
2	AB	38	HIS
2	AB	41	ASN
2	AB	57	ASN
2	AB	102	ASN
2	AB	108	GLN
2	AB	119	GLN
2	AB	167	HIS
3	AC	5	HIS
3	AC	24	ASN
3	AC	68	HIS
3	AC	138	GLN
3	AC	139	ASN
4	AD	40	HIS
4	AD	53	GLN
4	AD	58	GLN
4	AD	70	GLN
4	AD	73	ASN
4	AD	84	ASN
4	AD	151	GLN
4	AD	163	GLN
5	AE	11	GLN
5	AE	42	ASN
5	AE	72	ASN
5	AE	81	GLN
5	AE	121	ASN
6	AF	11	HIS
6	AF	46	GLN
6	AF	68	GLN
7	AG	85	GLN
7	AG	121	ASN
7	AG	147	ASN
8	AH	3	GLN
8	AH	17	GLN
8	AH	117	GLN
9	AI	3	ASN
9	AI	4	GLN
9	AI	74	GLN

Continued on next page...

Continued from previous page...

Mol	Chain	Res	Type
9	AI	80	HIS
9	AI	125	GLN
10	AJ	15	HIS
10	AJ	20	GLN
10	AJ	35	GLN
10	AJ	64	GLN
10	AJ	99	GLN
11	AK	21	HIS
11	AK	100	ASN
11	AK	108	ASN
12	AL	4	ASN
12	AL	45	ASN
13	AM	7	ASN
14	AN	42	ASN
14	AN	48	GLN
14	AN	61	ASN
15	AO	19	ASN
15	AO	45	HIS
16	AP	9	HIS
16	AP	26	ASN
16	AP	29	ASN
16	AP	59	HIS
17	AQ	44	HIS
17	AQ	49	ASN
18	AR	53	GLN
18	AR	73	HIS
19	AS	42	ASN
20	AT	12	GLN
20	AT	47	GLN
20	AT	54	GLN
20	AT	60	GLN
20	AT	77	ASN
21	AU	8	ASN
24	BC	14	HIS
24	BC	20	ASN
24	BC	43	ASN
24	BC	89	ASN
24	BC	114	GLN
24	BC	141	HIS
24	BC	152	GLN
24	BC	225	ASN
24	BC	242	HIS

Continued on next page...

Continued from previous page...

Mol	Chain	Res	Type
24	BC	250	GLN
24	BC	259	ASN
25	BD	32	ASN
25	BD	58	ASN
25	BD	126	ASN
25	BD	130	GLN
25	BD	150	GLN
26	BE	24	ASN
26	BE	29	HIS
26	BE	30	GLN
26	BE	62	GLN
26	BE	97	ASN
27	BF	20	ASN
27	BF	22	ASN
27	BF	26	GLN
27	BF	134	GLN
28	BG	29	ASN
28	BG	72	ASN
28	BG	114	HIS
28	BG	138	GLN
29	BH	18	GLN
29	BH	20	ASN
29	BH	28	ASN
29	BH	33	GLN
29	BH	43	ASN
29	BH	145	ASN
30	BI	5	GLN
30	BI	30	GLN
30	BI	110	GLN
31	BJ	40	HIS
31	BJ	58	ASN
31	BJ	76	HIS
31	BJ	77	HIS
31	BJ	128	ASN
31	BJ	130	HIS
32	BK	88	ASN
32	BK	89	ASN
33	BL	4	ASN
33	BL	54	GLN
33	BL	93	ASN
33	BL	99	ASN
33	BL	104	GLN

Continued on next page...

Continued from previous page...

Mol	Chain	Res	Type
34	BM	13	HIS
34	BM	88	ASN
35	BN	9	GLN
35	BN	11	ASN
35	BN	23	ASN
35	BN	62	ASN
35	BN	73	ASN
35	BN	107	ASN
36	BO	19	GLN
36	BO	34	HIS
36	BO	38	GLN
36	BO	116	GLN
37	BP	6	GLN
37	BP	9	GLN
37	BP	74	GLN
38	BQ	13	HIS
38	BQ	51	GLN
38	BQ	65	ASN
39	BR	6	GLN
39	BR	18	GLN
39	BR	43	ASN
39	BR	82	HIS
40	BS	15	GLN
40	BS	57	ASN
40	BS	61	ASN
41	BT	48	GLN
41	BT	70	HIS
41	BT	72	GLN
41	BT	91	GLN
42	BU	52	ASN
42	BU	65	GLN
42	BU	73	ASN
43	BV	5	ASN
43	BV	44	HIS
43	BV	51	GLN
43	BV	80	HIS
43	BV	88	HIS
44	BW	11	ASN
44	BW	39	GLN
45	BX	5	GLN
45	BX	16	ASN
45	BX	22	ASN

Continued on next page...

Continued from previous page...

Mol	Chain	Res	Type
46	BY	15	ASN
46	BY	25	GLN
46	BY	27	ASN
46	BY	31	GLN
46	BY	41	HIS
47	BZ	33	HIS
48	B0	3	GLN
48	B0	4	GLN
50	B2	13	ASN
50	B2	16	HIS
51	B3	27	ASN
52	B4	33	HIS
52	B4	35	GLN
52	B4	37	GLN
2	CB	18	GLN
2	CB	23	ASN
2	CB	108	GLN
2	CB	169	HIS
2	CB	176	ASN
2	CB	177	ASN
3	CC	2	GLN
3	CC	18	ASN
3	CC	31	ASN
3	CC	68	HIS
3	CC	139	ASN
3	CC	184	ASN
4	CD	70	GLN
4	CD	84	ASN
4	CD	115	GLN
4	CD	119	HIS
4	CD	125	ASN
4	CD	163	GLN
5	CE	69	ASN
5	CE	76	ASN
5	CE	121	ASN
5	CE	131	ASN
6	CF	11	HIS
6	CF	58	HIS
6	CF	81	ASN
54	CG	67	ASN
54	CG	85	GLN
8	CH	3	GLN

Continued on next page...

Continued from previous page...

Mol	Chain	Res	Type
8	CH	17	GLN
9	CI	3	ASN
9	CI	4	GLN
9	CI	49	GLN
9	CI	74	GLN
9	CI	109	GLN
9	CI	125	GLN
10	CJ	70	HIS
11	CK	21	HIS
11	CK	27	ASN
12	CL	5	GLN
12	CL	19	ASN
12	CL	72	ASN
12	CL	74	GLN
12	CL	111	GLN
55	CM	90	HIS
14	CN	59	GLN
14	CN	65	GLN
15	CO	19	ASN
15	CO	27	GLN
15	CO	36	ASN
15	CO	45	HIS
56	CP	26	ASN
56	CP	63	GLN
17	CQ	49	ASN
18	CR	53	GLN
19	CS	51	HIS
19	CS	52	ASN
20	CT	12	GLN
20	CT	81	GLN
21	CU	8	ASN
24	DC	43	ASN
24	DC	52	HIS
24	DC	57	HIS
24	DC	59	GLN
24	DC	85	ASN
24	DC	89	ASN
24	DC	116	GLN
24	DC	133	ASN
24	DC	141	HIS
25	DD	36	GLN
25	DD	49	GLN

Continued on next page...

Continued from previous page...

Mol	Chain	Res	Type
25	DD	58	ASN
25	DD	130	GLN
25	DD	136	ASN
25	DD	140	HIS
25	DD	150	GLN
25	DD	164	GLN
26	DE	30	GLN
26	DE	41	GLN
26	DE	62	GLN
58	DF	4	HIS
28	DG	19	ASN
28	DG	21	GLN
28	DG	37	ASN
28	DG	44	HIS
28	DG	103	ASN
28	DG	138	GLN
29	DH	2	GLN
29	DH	28	ASN
29	DH	66	ASN
30	DI	42	ASN
30	DI	93	ASN
30	DI	106	GLN
31	DJ	40	HIS
31	DJ	138	GLN
32	DK	9	ASN
32	DK	13	ASN
32	DK	89	ASN
33	DL	4	ASN
33	DL	54	GLN
34	DM	3	GLN
34	DM	13	HIS
35	DN	3	HIS
35	DN	16	HIS
35	DN	73	ASN
36	DO	29	HIS
36	DO	38	GLN
37	DP	6	GLN
37	DP	9	GLN
37	DP	65	ASN
37	DP	74	GLN
37	DP	76	HIS
37	DP	114	ASN

Continued on next page...

Continued from previous page...

Mol	Chain	Res	Type
38	DQ	19	GLN
38	DQ	71	ASN
39	DR	6	GLN
39	DR	12	HIS
39	DR	43	ASN
39	DR	66	HIS
39	DR	82	HIS
39	DR	86	GLN
39	DR	87	GLN
40	DS	9	HIS
40	DS	31	GLN
41	DT	15	HIS
41	DT	48	GLN
41	DT	70	HIS
41	DT	91	GLN
41	DT	92	ASN
42	DU	44	HIS
42	DU	45	GLN
42	DU	52	ASN
42	DU	53	GLN
42	DU	68	ASN
43	DV	51	GLN
43	DV	80	HIS
43	DV	88	HIS
44	DW	56	HIS
45	DX	15	ASN
45	DX	22	ASN
45	DX	31	ASN
45	DX	35	HIS
46	DY	15	ASN
46	DY	20	ASN
46	DY	41	HIS
46	DY	58	ASN
47	DZ	19	HIS
48	D0	5	ASN
48	D0	18	HIS
48	D0	41	HIS
50	D2	6	GLN
50	D2	16	HIS
50	D2	26	ASN
50	D2	29	GLN
51	D3	42	HIS

5.3.3 RNA ⓘ

Mol	Chain	Analysed	Backbone Outliers	Pucker Outliers
1	AA	1532/1533 (99%)	363 (23%)	63 (4%)
22	BA	2850/2903 (98%)	554 (19%)	87 (3%)
22	DA	2837/2903 (97%)	869 (30%)	183 (6%)
23	BB	117/118 (99%)	19 (16%)	0
53	CA	1529/1530 (99%)	445 (29%)	81 (5%)
57	DB	116/117 (99%)	33 (28%)	7 (6%)
All	All	8981/9104 (98%)	2283 (25%)	421 (4%)

All (2283) RNA backbone outliers are listed below:

Mol	Chain	Res	Type
1	AA	5	U
1	AA	6	G
1	AA	9	G
1	AA	22	G
1	AA	32	A
1	AA	39	G
1	AA	47	C
1	AA	48	C
1	AA	50	A
1	AA	51	A
1	AA	52	C
1	AA	64	G
1	AA	70	U
1	AA	71	A
1	AA	72	A
1	AA	73	C
1	AA	74	A
1	AA	76	G
1	AA	77	A
1	AA	79	G
1	AA	82	G
1	AA	83	C
1	AA	85	U
1	AA	86	G
1	AA	87	C
1	AA	88	U
1	AA	89	U
1	AA	90	C
1	AA	91	U
1	AA	92	U

Continued on next page...

Continued from previous page...

Mol	Chain	Res	Type
1	AA	94	G
1	AA	95	C
1	AA	97	G
1	AA	98	A
1	AA	111	G
1	AA	116	A
1	AA	117	G
1	AA	120	A
1	AA	121	U
1	AA	122	G
1	AA	127	G
1	AA	130	A
1	AA	131	A
1	AA	138	G
1	AA	141	G
1	AA	143	A
1	AA	151	A
1	AA	159	G
1	AA	163	C
1	AA	166	U
1	AA	174	A
1	AA	175	C
1	AA	176	C
1	AA	177	G
1	AA	181	A
1	AA	182	A
1	AA	183	C
1	AA	184	G
1	AA	185	U
1	AA	197	A
1	AA	198	G
1	AA	199	A
1	AA	205	A
1	AA	207	C
1	AA	208	U
1	AA	209	U
1	AA	210	C
1	AA	211	G
1	AA	214	C
1	AA	215	C
1	AA	219	U
1	AA	240	G

Continued on next page...

Continued from previous page...

Mol	Chain	Res	Type
1	AA	244	U
1	AA	245	U
1	AA	247	G
1	AA	250	A
1	AA	251	G
1	AA	258	G
1	AA	262	A
1	AA	266	G
1	AA	267	C
1	AA	268	U
1	AA	273	U
1	AA	275	G
1	AA	284	C
1	AA	285	C
1	AA	289	G
1	AA	306	A
1	AA	308	C
1	AA	316	C
1	AA	320	A
1	AA	321	A
1	AA	328	C
1	AA	329	A
1	AA	330	C
1	AA	331	G
1	AA	332	G
1	AA	345	C
1	AA	346	G
1	AA	347	G
1	AA	352	C
1	AA	354	G
1	AA	356	A
1	AA	366	A
1	AA	367	U
1	AA	368	U
1	AA	369	G
1	AA	372	C
1	AA	373	A
1	AA	374	A
1	AA	384	G
1	AA	392	C
1	AA	406	G
1	AA	409	U

Continued on next page...

Continued from previous page...

Mol	Chain	Res	Type
1	AA	411	A
1	AA	412	A
1	AA	413	G
1	AA	414	A
1	AA	415	A
1	AA	421	U
1	AA	422	C
1	AA	424	G
1	AA	429	U
1	AA	430	A
1	AA	451	A
1	AA	452	A
1	AA	453	G
1	AA	458	U
1	AA	459	A
1	AA	461	A
1	AA	462	G
1	AA	463	U
1	AA	466	A
1	AA	467	U
1	AA	468	A
1	AA	469	C
1	AA	478	A
1	AA	481	G
1	AA	482	A
1	AA	485	U
1	AA	486	U
1	AA	496	A
1	AA	498	A
1	AA	499	A
1	AA	500	G
1	AA	501	C
1	AA	508	U
1	AA	509	A
1	AA	511	C
1	AA	518	C
1	AA	527	G
1	AA	531	U
1	AA	532	A
1	AA	533	A
1	AA	534	U
1	AA	535	A

Continued on next page...

Continued from previous page...

Mol	Chain	Res	Type
1	AA	536	C
1	AA	547	A
1	AA	548	G
1	AA	549	C
1	AA	556	C
1	AA	562	U
1	AA	564	C
1	AA	572	A
1	AA	573	A
1	AA	576	C
1	AA	579	A
1	AA	588	G
1	AA	604	G
1	AA	633	G
1	AA	646	G
1	AA	650	G
1	AA	653	U
1	AA	665	A
1	AA	682	G
1	AA	700	G
1	AA	701	U
1	AA	702	A
1	AA	703	G
1	AA	721	G
1	AA	722	G
1	AA	723	U
1	AA	731	G
1	AA	748	G
1	AA	754	C
1	AA	755	G
1	AA	776	G
1	AA	777	A
1	AA	793	U
1	AA	794	A
1	AA	802	A
1	AA	809	G
1	AA	814	A
1	AA	815	A
1	AA	817	C
1	AA	818	G
1	AA	827	U
1	AA	828	U

Continued on next page...

Continued from previous page...

Mol	Chain	Res	Type
1	AA	841	C
1	AA	843	U
1	AA	845	A
1	AA	846	G
1	AA	858	G
1	AA	859	G
1	AA	861	G
1	AA	876	C
1	AA	884	U
1	AA	902	G
1	AA	911	U
1	AA	914	A
1	AA	926	G
1	AA	927	G
1	AA	932	C
1	AA	934	C
1	AA	935	A
1	AA	960	U
1	AA	966	G
1	AA	969	A
1	AA	971	G
1	AA	974	A
1	AA	975	A
1	AA	976	G
1	AA	977	A
1	AA	983	A
1	AA	993	G
1	AA	1003	G
1	AA	1004	A
1	AA	1008	U
1	AA	1017	U
1	AA	1018	G
1	AA	1022	A
1	AA	1027	C
1	AA	1029	U
1	AA	1030	U
1	AA	1031	C
1	AA	1032	G
1	AA	1033	G
1	AA	1034	G
1	AA	1037	C
1	AA	1049	U

Continued on next page...

Continued from previous page...

Mol	Chain	Res	Type
1	AA	1050	G
1	AA	1052	U
1	AA	1053	G
1	AA	1054	C
1	AA	1055	A
1	AA	1065	U
1	AA	1066	C
1	AA	1086	U
1	AA	1094	G
1	AA	1095	U
1	AA	1101	A
1	AA	1102	A
1	AA	1104	G
1	AA	1113	C
1	AA	1124	G
1	AA	1125	U
1	AA	1130	A
1	AA	1133	G
1	AA	1135	U
1	AA	1136	C
1	AA	1137	C
1	AA	1138	G
1	AA	1140	C
1	AA	1141	C
1	AA	1144	G
1	AA	1145	A
1	AA	1146	A
1	AA	1158	C
1	AA	1159	U
1	AA	1160	G
1	AA	1161	C
1	AA	1162	C
1	AA	1167	A
1	AA	1168	U
1	AA	1181	G
1	AA	1182	G
1	AA	1183	U
1	AA	1184	G
1	AA	1196	A
1	AA	1197	A
1	AA	1202	U
1	AA	1212	U

Continued on next page...

Continued from previous page...

Mol	Chain	Res	Type
1	AA	1213	A
1	AA	1214	C
1	AA	1226	C
1	AA	1227	A
1	AA	1228	C
1	AA	1238	A
1	AA	1240	U
1	AA	1241	G
1	AA	1242	G
1	AA	1253	G
1	AA	1256	A
1	AA	1257	A
1	AA	1275	A
1	AA	1279	G
1	AA	1280	A
1	AA	1282	C
1	AA	1283	U
1	AA	1285	A
1	AA	1286	U
1	AA	1287	A
1	AA	1288	A
1	AA	1293	C
1	AA	1299	A
1	AA	1303	C
1	AA	1304	G
1	AA	1305	G
1	AA	1308	U
1	AA	1315	U
1	AA	1316	G
1	AA	1317	C
1	AA	1318	A
1	AA	1320	C
1	AA	1321	U
1	AA	1322	C
1	AA	1323	G
1	AA	1324	A
1	AA	1331	G
1	AA	1332	A
1	AA	1336	C
1	AA	1337	G
1	AA	1348	U
1	AA	1349	A

Continued on next page...

Continued from previous page...

Mol	Chain	Res	Type
1	AA	1353	G
1	AA	1362	A
1	AA	1363	A
1	AA	1364	U
1	AA	1370	G
1	AA	1371	G
1	AA	1381	U
1	AA	1382	C
1	AA	1397	C
1	AA	1398	A
1	AA	1411	C
1	AA	1412	C
1	AA	1413	A
1	AA	1419	G
1	AA	1432	G
1	AA	1441	A
1	AA	1446	A
1	AA	1448	C
1	AA	1451	U
1	AA	1452	C
1	AA	1453	G
1	AA	1454	G
1	AA	1455	G
1	AA	1469	C
1	AA	1470	U
1	AA	1476	A
1	AA	1490	U
1	AA	1491	G
1	AA	1492	A
1	AA	1494	G
1	AA	1497	G
1	AA	1499	A
1	AA	1503	A
1	AA	1505	G
1	AA	1506	U
1	AA	1517	G
1	AA	1529	G
1	AA	1530	G
1	AA	1531	A
22	BA	10	A
22	BA	12	U
22	BA	13	A

Continued on next page...

Continued from previous page...

Mol	Chain	Res	Type
22	BA	14	A
22	BA	15	G
22	BA	34	U
22	BA	35	G
22	BA	42	A
22	BA	43	G
22	BA	46	G
22	BA	52	A
22	BA	61	C
22	BA	63	A
22	BA	71	A
22	BA	74	A
22	BA	75	G
22	BA	80	G
22	BA	84	A
22	BA	98	G
22	BA	100	U
22	BA	101	A
22	BA	102	U
22	BA	118	A
22	BA	119	A
22	BA	120	U
22	BA	125	A
22	BA	126	A
22	BA	135	U
22	BA	136	G
22	BA	137	U
22	BA	138	U
22	BA	139	U
22	BA	140	C
22	BA	141	G
22	BA	142	A
22	BA	143	C
22	BA	144	A
22	BA	159	G
22	BA	162	U
22	BA	163	C
22	BA	164	C
22	BA	165	A
22	BA	166	U
22	BA	188	G
22	BA	193	U

Continued on next page...

Continued from previous page...

Mol	Chain	Res	Type
22	BA	196	A
22	BA	206	U
22	BA	214	G
22	BA	215	G
22	BA	216	A
22	BA	221	A
22	BA	222	A
22	BA	230	G
22	BA	248	G
22	BA	255	A
22	BA	264	C
22	BA	265	A
22	BA	266	G
22	BA	267	C
22	BA	271	G
22	BA	272	A
22	BA	273	G
22	BA	276	U
22	BA	277	G
22	BA	278	A
22	BA	285	G
22	BA	299	A
22	BA	302	C
22	BA	303	G
22	BA	311	A
22	BA	329	G
22	BA	330	A
22	BA	346	A
22	BA	347	A
22	BA	349	U
22	BA	350	G
22	BA	353	C
22	BA	359	G
22	BA	361	G
22	BA	362	A
22	BA	371	A
22	BA	372	G
22	BA	383	C
22	BA	386	G
22	BA	387	U
22	BA	396	G
22	BA	404	A

Continued on next page...

Continued from previous page...

Mol	Chain	Res	Type
22	BA	405	U
22	BA	411	G
22	BA	412	A
22	BA	413	C
22	BA	424	G
22	BA	425	G
22	BA	455	C
22	BA	461	C
22	BA	480	A
22	BA	481	G
22	BA	482	A
22	BA	491	G
22	BA	504	A
22	BA	505	A
22	BA	507	A
22	BA	508	A
22	BA	509	C
22	BA	510	C
22	BA	527	C
22	BA	528	A
22	BA	531	C
22	BA	532	A
22	BA	533	G
22	BA	542	C
22	BA	543	G
22	BA	544	C
22	BA	546	U
22	BA	547	A
22	BA	548	G
22	BA	549	G
22	BA	550	C
22	BA	555	G
22	BA	556	A
22	BA	563	A
22	BA	573	U
22	BA	575	A
22	BA	586	A
22	BA	603	A
22	BA	604	G
22	BA	613	A
22	BA	614	A
22	BA	615	U

Continued on next page...

Continued from previous page...

Mol	Chain	Res	Type
22	BA	627	A
22	BA	631	A
22	BA	634	C
22	BA	637	A
22	BA	645	C
22	BA	646	U
22	BA	647	G
22	BA	654	A
22	BA	655	A
22	BA	656	G
22	BA	686	U
22	BA	714	U
22	BA	715	A
22	BA	717	C
22	BA	722	A
22	BA	726	G
22	BA	730	A
22	BA	738	G
22	BA	740	C
22	BA	746	U
22	BA	747	U
22	BA	748	G
22	BA	762	U
22	BA	763	G
22	BA	764	A
22	BA	765	C
22	BA	775	G
22	BA	776	G
22	BA	782	A
22	BA	784	G
22	BA	785	G
22	BA	791	C
22	BA	792	A
22	BA	801	G
22	BA	805	G
22	BA	812	C
22	BA	819	A
22	BA	827	U
22	BA	828	U
22	BA	845	A
22	BA	846	U
22	BA	847	U

Continued on next page...

Continued from previous page...

Mol	Chain	Res	Type
22	BA	859	G
22	BA	868	U
22	BA	876	C
22	BA	878	A
22	BA	896	A
22	BA	897	C
22	BA	901	C
22	BA	903	C
22	BA	904	G
22	BA	910	A
22	BA	914	G
22	BA	915	C
22	BA	932	U
22	BA	934	U
22	BA	941	A
22	BA	945	A
22	BA	946	C
22	BA	958	U
22	BA	959	A
22	BA	961	C
22	BA	974	G
22	BA	976	G
22	BA	983	A
22	BA	989	G
22	BA	995	C
22	BA	996	A
22	BA	997	G
22	BA	1005	C
22	BA	1011	G
22	BA	1012	U
22	BA	1013	C
22	BA	1021	A
22	BA	1022	G
22	BA	1023	U
22	BA	1024	G
22	BA	1026	G
22	BA	1033	U
22	BA	1044	C
22	BA	1045	C
22	BA	1046	A
22	BA	1047	G
22	BA	1060	U

Continued on next page...

Continued from previous page...

Mol	Chain	Res	Type
22	BA	1061	U
22	BA	1062	G
22	BA	1063	G
22	BA	1065	U
22	BA	1066	U
22	BA	1070	A
22	BA	1071	G
22	BA	1072	C
22	BA	1073	A
22	BA	1074	G
22	BA	1075	C
22	BA	1078	U
22	BA	1083	U
22	BA	1084	A
22	BA	1088	A
22	BA	1092	C
22	BA	1098	A
22	BA	1112	G
22	BA	1115	G
22	BA	1128	G
22	BA	1130	U
22	BA	1132	U
22	BA	1133	A
22	BA	1135	C
22	BA	1136	G
22	BA	1139	G
22	BA	1142	A
22	BA	1151	A
22	BA	1156	A
22	BA	1169	A
22	BA	1170	C
22	BA	1175	A
22	BA	1176	U
22	BA	1180	U
22	BA	1181	U
22	BA	1186	G
22	BA	1212	G
22	BA	1238	G
22	BA	1247	A
22	BA	1248	G
22	BA	1249	U
22	BA	1253	A

Continued on next page...

Continued from previous page...

Mol	Chain	Res	Type
22	BA	1256	G
22	BA	1266	G
22	BA	1271	G
22	BA	1272	A
22	BA	1273	U
22	BA	1276	A
22	BA	1281	G
22	BA	1300	G
22	BA	1301	A
22	BA	1305	C
22	BA	1311	G
22	BA	1317	G
22	BA	1321	A
22	BA	1324	G
22	BA	1341	G
22	BA	1349	C
22	BA	1352	U
22	BA	1359	A
22	BA	1365	A
22	BA	1368	G
22	BA	1378	A
22	BA	1379	U
22	BA	1380	G
22	BA	1383	A
22	BA	1386	C
22	BA	1395	A
22	BA	1397	U
22	BA	1416	G
22	BA	1419	A
22	BA	1420	A
22	BA	1428	C
22	BA	1434	A
22	BA	1441	G
22	BA	1452	G
22	BA	1453	A
22	BA	1459	G
22	BA	1460	U
22	BA	1463	C
22	BA	1467	U
22	BA	1475	G
22	BA	1476	U
22	BA	1482	G

Continued on next page...

Continued from previous page...

Mol	Chain	Res	Type
22	BA	1493	C
22	BA	1498	C
22	BA	1499	C
22	BA	1504	A
22	BA	1507	C
22	BA	1508	A
22	BA	1509	A
22	BA	1510	G
22	BA	1512	C
22	BA	1515	A
22	BA	1532	A
22	BA	1533	C
22	BA	1534	U
22	BA	1535	A
22	BA	1536	C
22	BA	1537	G
22	BA	1538	G
22	BA	1540	G
22	BA	1554	U
22	BA	1555	G
22	BA	1558	C
22	BA	1559	U
22	BA	1569	A
22	BA	1578	U
22	BA	1581	G
22	BA	1583	A
22	BA	1584	U
22	BA	1585	C
22	BA	1606	C
22	BA	1607	C
22	BA	1608	A
22	BA	1610	A
22	BA	1619	G
22	BA	1635	A
22	BA	1639	C
22	BA	1647	U
22	BA	1648	U
22	BA	1649	G
22	BA	1674	G
22	BA	1677	A
22	BA	1696	G
22	BA	1707	G

Continued on next page...

Continued from previous page...

Mol	Chain	Res	Type
22	BA	1714	U
22	BA	1715	G
22	BA	1723	G
22	BA	1729	U
22	BA	1730	C
22	BA	1732	C
22	BA	1734	G
22	BA	1736	U
22	BA	1737	G
22	BA	1738	G
22	BA	1739	A
22	BA	1744	A
22	BA	1758	U
22	BA	1764	C
22	BA	1773	A
22	BA	1776	G
22	BA	1791	A
22	BA	1800	C
22	BA	1801	A
22	BA	1807	G
22	BA	1808	A
22	BA	1812	U
22	BA	1816	C
22	BA	1829	A
22	BA	1848	A
22	BA	1858	A
22	BA	1859	U
22	BA	1862	G
22	BA	1869	G
22	BA	1870	C
22	BA	1871	A
22	BA	1872	A
22	BA	1873	G
22	BA	1876	A
22	BA	1906	G
22	BA	1913	A
22	BA	1914	C
22	BA	1927	A
22	BA	1929	G
22	BA	1930	G
22	BA	1937	A
22	BA	1938	A

Continued on next page...

Continued from previous page...

Mol	Chain	Res	Type
22	BA	1941	C
22	BA	1942	C
22	BA	1944	U
22	BA	1955	U
22	BA	1960	A
22	BA	1967	C
22	BA	1970	A
22	BA	1971	U
22	BA	1972	G
22	BA	1991	U
22	BA	1993	U
22	BA	1997	C
22	BA	2018	G
22	BA	2022	U
22	BA	2023	C
22	BA	2030	A
22	BA	2031	A
22	BA	2032	G
22	BA	2033	A
22	BA	2043	C
22	BA	2049	G
22	BA	2055	C
22	BA	2056	G
22	BA	2060	A
22	BA	2061	G
22	BA	2062	A
22	BA	2069	G
22	BA	2093	G
22	BA	2104	C
22	BA	2106	U
22	BA	2107	G
22	BA	2109	U
22	BA	2110	G
22	BA	2134	A
22	BA	2135	A
22	BA	2136	G
22	BA	2137	U
22	BA	2139	U
22	BA	2140	G
22	BA	2143	C
22	BA	2144	G
22	BA	2145	C

Continued on next page...

Continued from previous page...

Mol	Chain	Res	Type
22	BA	2146	C
22	BA	2147	A
22	BA	2148	G
22	BA	2149	U
22	BA	2150	C
22	BA	2151	U
22	BA	2155	U
22	BA	2156	G
22	BA	2180	U
22	BA	2181	U
22	BA	2183	A
22	BA	2184	A
22	BA	2185	U
22	BA	2187	U
22	BA	2194	U
22	BA	2198	A
22	BA	2199	A
22	BA	2203	U
22	BA	2204	G
22	BA	2211	A
22	BA	2212	A
22	BA	2214	C
22	BA	2223	G
22	BA	2225	A
22	BA	2226	C
22	BA	2238	G
22	BA	2239	G
22	BA	2243	U
22	BA	2250	G
22	BA	2268	A
22	BA	2273	A
22	BA	2278	A
22	BA	2279	G
22	BA	2282	G
22	BA	2283	C
22	BA	2287	A
22	BA	2296	U
22	BA	2297	A
22	BA	2305	U
22	BA	2308	G
22	BA	2312	U
22	BA	2317	A

Continued on next page...

Continued from previous page...

Mol	Chain	Res	Type
22	BA	2321	U
22	BA	2322	A
22	BA	2325	G
22	BA	2326	C
22	BA	2327	A
22	BA	2335	A
22	BA	2347	C
22	BA	2350	C
22	BA	2357	G
22	BA	2361	G
22	BA	2372	U
22	BA	2383	G
22	BA	2385	C
22	BA	2402	U
22	BA	2403	C
22	BA	2406	A
22	BA	2423	U
22	BA	2424	C
22	BA	2425	A
22	BA	2426	A
22	BA	2428	G
22	BA	2429	G
22	BA	2430	A
22	BA	2431	U
22	BA	2435	A
22	BA	2441	U
22	BA	2445	G
22	BA	2447	G
22	BA	2448	A
22	BA	2476	A
22	BA	2490	G
22	BA	2491	U
22	BA	2502	G
22	BA	2503	A
22	BA	2505	G
22	BA	2518	A
22	BA	2529	G
22	BA	2554	U
22	BA	2563	U
22	BA	2566	A
22	BA	2567	G
22	BA	2572	A

Continued on next page...

Continued from previous page...

Mol	Chain	Res	Type
22	BA	2573	C
22	BA	2574	G
22	BA	2576	G
22	BA	2579	C
22	BA	2585	U
22	BA	2586	U
22	BA	2603	G
22	BA	2609	U
22	BA	2613	U
22	BA	2621	G
22	BA	2629	U
22	BA	2639	A
22	BA	2661	G
22	BA	2663	G
22	BA	2671	G
22	BA	2688	G
22	BA	2689	U
22	BA	2690	U
22	BA	2714	G
22	BA	2716	C
22	BA	2726	A
22	BA	2729	G
22	BA	2732	G
22	BA	2748	A
22	BA	2757	A
22	BA	2762	C
22	BA	2765	A
22	BA	2769	U
22	BA	2778	A
22	BA	2779	U
22	BA	2791	G
22	BA	2798	U
22	BA	2799	A
22	BA	2800	A
22	BA	2801	G
22	BA	2820	A
22	BA	2821	A
22	BA	2825	G
22	BA	2836	U
22	BA	2861	U
22	BA	2867	G
22	BA	2873	A

Continued on next page...

Continued from previous page...

Mol	Chain	Res	Type
22	BA	2874	C
22	BA	2880	C
22	BA	2883	A
22	BA	2884	U
22	BA	2891	U
23	BB	12	C
23	BB	15	A
23	BB	16	G
23	BB	24	G
23	BB	25	U
23	BB	35	C
23	BB	37	C
23	BB	41	G
23	BB	44	G
23	BB	45	A
23	BB	56	G
23	BB	66	A
23	BB	87	U
23	BB	88	C
23	BB	89	U
23	BB	90	C
23	BB	91	C
23	BB	99	A
23	BB	109	A
53	CA	6	G
53	CA	7	A
53	CA	8	A
53	CA	9	G
53	CA	14	U
53	CA	16	A
53	CA	17	U
53	CA	32	A
53	CA	39	G
53	CA	40	C
53	CA	47	C
53	CA	48	C
53	CA	51	A
53	CA	61	G
53	CA	65	A
53	CA	66	A
53	CA	67	C
53	CA	68	G

Continued on next page...

Continued from previous page...

Mol	Chain	Res	Type
53	CA	70	U
53	CA	71	A
53	CA	72	A
53	CA	73	C
53	CA	76	G
53	CA	77	A
53	CA	80	A
53	CA	81	A
53	CA	82	G
53	CA	83	C
53	CA	84	U
53	CA	85	U
53	CA	86	G
53	CA	87	C
53	CA	88	U
53	CA	89	U
53	CA	90	C
53	CA	91	U
53	CA	92	U
53	CA	94	G
53	CA	95	C
53	CA	96	U
53	CA	98	A
53	CA	101	A
53	CA	109	A
53	CA	110	C
53	CA	116	A
53	CA	120	A
53	CA	121	U
53	CA	122	G
53	CA	131	A
53	CA	132	C
53	CA	141	G
53	CA	143	A
53	CA	144	G
53	CA	154	U
53	CA	155	A
53	CA	164	G
53	CA	166	U
53	CA	169	C
53	CA	177	G
53	CA	178	C

Continued on next page...

Continued from previous page...

Mol	Chain	Res	Type
53	CA	181	A
53	CA	182	A
53	CA	184	G
53	CA	191	G
53	CA	195	A
53	CA	198	G
53	CA	199	A
53	CA	206	C
53	CA	207	C
53	CA	208	U
53	CA	209	U
53	CA	210	C
53	CA	211	G
53	CA	212	G
53	CA	214	C
53	CA	239	U
53	CA	240	G
53	CA	243	A
53	CA	244	U
53	CA	245	U
53	CA	246	A
53	CA	247	G
53	CA	248	C
53	CA	250	A
53	CA	251	G
53	CA	252	U
53	CA	253	A
53	CA	266	G
53	CA	267	C
53	CA	268	U
53	CA	275	G
53	CA	279	A
53	CA	280	C
53	CA	289	G
53	CA	298	A
53	CA	301	G
53	CA	305	G
53	CA	306	A
53	CA	316	C
53	CA	321	A
53	CA	328	C
53	CA	329	A

Continued on next page...

Continued from previous page...

Mol	Chain	Res	Type
53	CA	330	C
53	CA	331	G
53	CA	332	G
53	CA	338	A
53	CA	339	C
53	CA	345	C
53	CA	346	G
53	CA	347	G
53	CA	348	G
53	CA	351	G
53	CA	352	C
53	CA	353	A
53	CA	354	G
53	CA	366	A
53	CA	367	U
53	CA	369	G
53	CA	372	C
53	CA	373	A
53	CA	374	A
53	CA	376	G
53	CA	381	C
53	CA	382	A
53	CA	384	G
53	CA	397	A
53	CA	398	U
53	CA	406	G
53	CA	411	A
53	CA	412	A
53	CA	413	G
53	CA	414	A
53	CA	415	A
53	CA	421	U
53	CA	422	C
53	CA	423	G
53	CA	424	G
53	CA	429	U
53	CA	430	A
53	CA	435	A
53	CA	436	C
53	CA	440	C
53	CA	451	A
53	CA	452	A

Continued on next page...

Continued from previous page...

Mol	Chain	Res	Type
53	CA	456	A
53	CA	457	G
53	CA	458	U
53	CA	459	A
53	CA	461	A
53	CA	463	U
53	CA	464	U
53	CA	466	A
53	CA	467	U
53	CA	468	A
53	CA	474	G
53	CA	476	U
53	CA	477	C
53	CA	478	A
53	CA	479	U
53	CA	481	G
53	CA	482	A
53	CA	483	C
53	CA	484	G
53	CA	485	U
53	CA	486	U
53	CA	493	A
53	CA	496	A
53	CA	497	G
53	CA	500	G
53	CA	501	C
53	CA	511	C
53	CA	512	U
53	CA	513	C
53	CA	518	C
53	CA	519	C
53	CA	520	A
53	CA	522	C
53	CA	527	G
53	CA	530	G
53	CA	531	U
53	CA	532	A
53	CA	533	A
53	CA	534	U
53	CA	535	A
53	CA	536	C
53	CA	547	A

Continued on next page...

Continued from previous page...

Mol	Chain	Res	Type
53	CA	550	G
53	CA	559	A
53	CA	562	U
53	CA	563	A
53	CA	564	C
53	CA	568	G
53	CA	572	A
53	CA	573	A
53	CA	576	C
53	CA	577	G
53	CA	595	A
53	CA	596	A
53	CA	604	G
53	CA	616	G
53	CA	641	U
53	CA	642	A
53	CA	643	C
53	CA	653	U
53	CA	654	G
53	CA	665	A
53	CA	684	U
53	CA	687	A
53	CA	688	G
53	CA	695	A
53	CA	700	G
53	CA	701	U
53	CA	702	A
53	CA	703	G
53	CA	704	A
53	CA	705	G
53	CA	721	G
53	CA	722	G
53	CA	723	U
53	CA	724	G
53	CA	731	G
53	CA	734	G
53	CA	748	G
53	CA	752	G
53	CA	753	A
53	CA	754	C
53	CA	755	G
53	CA	776	G

Continued on next page...

Continued from previous page...

Mol	Chain	Res	Type
53	CA	777	A
53	CA	781	A
53	CA	782	A
53	CA	785	G
53	CA	792	A
53	CA	793	U
53	CA	794	A
53	CA	803	G
53	CA	812	G
53	CA	813	U
53	CA	815	A
53	CA	817	C
53	CA	819	A
53	CA	820	U
53	CA	821	G
53	CA	828	U
53	CA	829	G
53	CA	841	C
53	CA	842	U
53	CA	843	U
53	CA	844	G
53	CA	845	A
53	CA	846	G
53	CA	847	G
53	CA	849	G
53	CA	870	U
53	CA	876	C
53	CA	880	C
53	CA	889	A
53	CA	890	G
53	CA	913	A
53	CA	914	A
53	CA	926	G
53	CA	927	G
53	CA	934	C
53	CA	935	A
53	CA	936	C
53	CA	942	G
53	CA	945	G
53	CA	960	U
53	CA	961	U
53	CA	962	C

Continued on next page...

Continued from previous page...

Mol	Chain	Res	Type
53	CA	966	G
53	CA	968	A
53	CA	969	A
53	CA	972	C
53	CA	974	A
53	CA	975	A
53	CA	976	G
53	CA	977	A
53	CA	978	A
53	CA	982	U
53	CA	983	A
53	CA	985	C
53	CA	987	G
53	CA	990	C
53	CA	991	U
53	CA	992	U
53	CA	993	G
53	CA	995	C
53	CA	996	A
53	CA	1000	A
53	CA	1004	A
53	CA	1006	G
53	CA	1007	U
53	CA	1016	A
53	CA	1019	A
53	CA	1020	G
53	CA	1022	A
53	CA	1024	G
53	CA	1026	G
53	CA	1029	U
53	CA	1031	C
53	CA	1032	G
53	CA	1033	G
53	CA	1036	A
53	CA	1037	C
53	CA	1049	U
53	CA	1050	G
53	CA	1052	U
53	CA	1053	G
53	CA	1054	C
53	CA	1065	U
53	CA	1066	C

Continued on next page...

Continued from previous page...

Mol	Chain	Res	Type
53	CA	1067	A
53	CA	1068	G
53	CA	1072	G
53	CA	1086	U
53	CA	1094	G
53	CA	1095	U
53	CA	1101	A
53	CA	1102	A
53	CA	1113	C
53	CA	1124	G
53	CA	1125	U
53	CA	1130	A
53	CA	1131	G
53	CA	1136	C
53	CA	1137	C
53	CA	1138	G
53	CA	1139	G
53	CA	1140	C
53	CA	1141	C
53	CA	1142	G
53	CA	1143	G
53	CA	1145	A
53	CA	1146	A
53	CA	1147	C
53	CA	1148	U
53	CA	1151	A
53	CA	1152	A
53	CA	1158	C
53	CA	1159	U
53	CA	1160	G
53	CA	1161	C
53	CA	1169	A
53	CA	1176	A
53	CA	1178	G
53	CA	1181	G
53	CA	1183	U
53	CA	1184	G
53	CA	1191	A
53	CA	1193	G
53	CA	1196	A
53	CA	1197	A
53	CA	1201	A

Continued on next page...

Continued from previous page...

Mol	Chain	Res	Type
53	CA	1202	U
53	CA	1212	U
53	CA	1213	A
53	CA	1214	C
53	CA	1215	G
53	CA	1216	A
53	CA	1217	C
53	CA	1222	G
53	CA	1224	U
53	CA	1225	A
53	CA	1226	C
53	CA	1228	C
53	CA	1229	A
53	CA	1238	A
53	CA	1239	A
53	CA	1240	U
53	CA	1241	G
53	CA	1243	C
53	CA	1250	A
53	CA	1251	A
53	CA	1256	A
53	CA	1257	A
53	CA	1260	G
53	CA	1266	G
53	CA	1278	G
53	CA	1279	G
53	CA	1280	A
53	CA	1281	C
53	CA	1282	C
53	CA	1283	U
53	CA	1285	A
53	CA	1286	U
53	CA	1287	A
53	CA	1288	A
53	CA	1294	G
53	CA	1295	U
53	CA	1297	G
53	CA	1298	U
53	CA	1299	A
53	CA	1300	G
53	CA	1301	U
53	CA	1302	C

Continued on next page...

Continued from previous page...

Mol	Chain	Res	Type
53	CA	1303	C
53	CA	1305	G
53	CA	1316	G
53	CA	1317	C
53	CA	1320	C
53	CA	1322	C
53	CA	1323	G
53	CA	1324	A
53	CA	1332	A
53	CA	1338	G
53	CA	1346	A
53	CA	1348	U
53	CA	1349	A
53	CA	1359	C
53	CA	1362	A
53	CA	1364	U
53	CA	1365	G
53	CA	1366	C
53	CA	1367	C
53	CA	1370	G
53	CA	1379	G
53	CA	1381	U
53	CA	1382	C
53	CA	1398	A
53	CA	1411	C
53	CA	1429	A
53	CA	1432	G
53	CA	1441	A
53	CA	1446	A
53	CA	1447	A
53	CA	1448	C
53	CA	1449	C
53	CA	1451	U
53	CA	1452	C
53	CA	1453	G
53	CA	1454	G
53	CA	1455	G
53	CA	1491	G
53	CA	1493	A
53	CA	1494	G
53	CA	1497	G
53	CA	1503	A

Continued on next page...

Continued from previous page...

Mol	Chain	Res	Type
53	CA	1506	U
53	CA	1517	G
53	CA	1519	A
53	CA	1520	C
53	CA	1529	G
53	CA	1530	G
53	CA	1534	A
22	DA	14	A
22	DA	15	G
22	DA	27	G
22	DA	28	A
22	DA	34	U
22	DA	35	G
22	DA	36	G
22	DA	39	G
22	DA	46	G
22	DA	49	A
22	DA	50	U
22	DA	52	A
22	DA	53	A
22	DA	61	C
22	DA	62	U
22	DA	64	A
22	DA	71	A
22	DA	73	A
22	DA	74	A
22	DA	75	G
22	DA	76	C
22	DA	77	G
22	DA	79	C
22	DA	83	A
22	DA	84	A
22	DA	85	G
22	DA	86	G
22	DA	87	U
22	DA	91	A
22	DA	96	C
22	DA	100	U
22	DA	101	A
22	DA	102	U
22	DA	103	A
22	DA	104	A

Continued on next page...

Continued from previous page...

Mol	Chain	Res	Type
22	DA	118	A
22	DA	119	A
22	DA	120	U
22	DA	121	G
22	DA	122	G
22	DA	126	A
22	DA	128	C
22	DA	134	G
22	DA	139	U
22	DA	140	C
22	DA	141	G
22	DA	142	A
22	DA	144	A
22	DA	155	A
22	DA	156	A
22	DA	160	A
22	DA	163	C
22	DA	164	C
22	DA	166	U
22	DA	177	G
22	DA	180	G
22	DA	181	A
22	DA	196	A
22	DA	199	A
22	DA	204	A
22	DA	205	G
22	DA	206	U
22	DA	207	A
22	DA	216	A
22	DA	217	A
22	DA	221	A
22	DA	222	A
22	DA	223	A
22	DA	224	U
22	DA	227	A
22	DA	228	C
22	DA	229	C
22	DA	230	G
22	DA	231	A
22	DA	233	A
22	DA	234	U
22	DA	235	U

Continued on next page...

Continued from previous page...

Mol	Chain	Res	Type
22	DA	241	A
22	DA	242	G
22	DA	245	G
22	DA	248	G
22	DA	249	C
22	DA	250	G
22	DA	251	A
22	DA	255	A
22	DA	264	C
22	DA	265	A
22	DA	266	G
22	DA	271	G
22	DA	272	A
22	DA	273	G
22	DA	277	G
22	DA	281	C
22	DA	284	U
22	DA	285	G
22	DA	294	A
22	DA	295	G
22	DA	299	A
22	DA	302	C
22	DA	303	G
22	DA	311	A
22	DA	312	G
22	DA	314	C
22	DA	315	G
22	DA	321	U
22	DA	322	A
22	DA	323	C
22	DA	324	A
22	DA	325	G
22	DA	329	G
22	DA	330	A
22	DA	334	C
22	DA	335	C
22	DA	336	C
22	DA	343	C
22	DA	349	U
22	DA	351	C
22	DA	353	C
22	DA	354	A

Continued on next page...

Continued from previous page...

Mol	Chain	Res	Type
22	DA	362	A
22	DA	370	G
22	DA	371	A
22	DA	372	G
22	DA	374	A
22	DA	383	C
22	DA	385	C
22	DA	386	G
22	DA	387	U
22	DA	388	G
22	DA	389	G
22	DA	390	U
22	DA	392	U
22	DA	396	G
22	DA	397	U
22	DA	399	U
22	DA	404	A
22	DA	405	U
22	DA	406	G
22	DA	407	G
22	DA	411	G
22	DA	412	A
22	DA	413	C
22	DA	423	A
22	DA	424	G
22	DA	428	A
22	DA	430	A
22	DA	436	C
22	DA	443	A
22	DA	444	C
22	DA	445	C
22	DA	446	G
22	DA	447	A
22	DA	451	U
22	DA	455	C
22	DA	457	A
22	DA	461	C
22	DA	462	C
22	DA	467	G
22	DA	474	G
22	DA	475	C
22	DA	476	G

Continued on next page...

Continued from previous page...

Mol	Chain	Res	Type
22	DA	477	A
22	DA	480	A
22	DA	481	G
22	DA	482	A
22	DA	483	A
22	DA	484	C
22	DA	489	G
22	DA	490	C
22	DA	491	G
22	DA	492	A
22	DA	498	G
22	DA	502	A
22	DA	503	A
22	DA	504	A
22	DA	505	A
22	DA	507	A
22	DA	510	C
22	DA	512	G
22	DA	527	C
22	DA	529	A
22	DA	532	A
22	DA	544	C
22	DA	545	U
22	DA	546	U
22	DA	547	A
22	DA	548	G
22	DA	549	G
22	DA	550	C
22	DA	562	U
22	DA	563	A
22	DA	572	A
22	DA	573	U
22	DA	574	A
22	DA	575	A
22	DA	576	U
22	DA	586	A
22	DA	587	C
22	DA	590	A
22	DA	603	A
22	DA	604	G
22	DA	605	G
22	DA	606	U

Continued on next page...

Continued from previous page...

Mol	Chain	Res	Type
22	DA	613	A
22	DA	614	A
22	DA	616	A
22	DA	617	G
22	DA	618	G
22	DA	620	G
22	DA	621	A
22	DA	622	G
22	DA	623	C
22	DA	627	A
22	DA	628	G
22	DA	629	G
22	DA	637	A
22	DA	638	G
22	DA	639	U
22	DA	645	C
22	DA	646	U
22	DA	649	G
22	DA	654	A
22	DA	655	A
22	DA	656	G
22	DA	662	G
22	DA	664	G
22	DA	671	C
22	DA	672	C
22	DA	685	A
22	DA	686	U
22	DA	695	G
22	DA	699	A
22	DA	705	A
22	DA	711	G
22	DA	717	C
22	DA	726	G
22	DA	728	G
22	DA	730	A
22	DA	740	C
22	DA	745	G
22	DA	746	U
22	DA	747	U
22	DA	748	G
22	DA	751	A
22	DA	753	A

Continued on next page...

Continued from previous page...

Mol	Chain	Res	Type
22	DA	757	G
22	DA	762	U
22	DA	763	G
22	DA	764	A
22	DA	770	G
22	DA	775	G
22	DA	776	G
22	DA	781	A
22	DA	782	A
22	DA	784	G
22	DA	785	G
22	DA	789	A
22	DA	790	U
22	DA	791	C
22	DA	792	A
22	DA	801	G
22	DA	805	G
22	DA	806	C
22	DA	807	U
22	DA	812	C
22	DA	819	A
22	DA	827	U
22	DA	828	U
22	DA	831	G
22	DA	846	U
22	DA	847	U
22	DA	858	G
22	DA	859	G
22	DA	860	U
22	DA	861	A
22	DA	866	A
22	DA	867	C
22	DA	868	U
22	DA	873	C
22	DA	875	G
22	DA	877	A
22	DA	878	A
22	DA	902	C
22	DA	905	A
22	DA	910	A
22	DA	912	C
22	DA	914	G

Continued on next page...

Continued from previous page...

Mol	Chain	Res	Type
22	DA	915	C
22	DA	916	G
22	DA	919	U
22	DA	922	C
22	DA	931	U
22	DA	932	U
22	DA	933	A
22	DA	941	A
22	DA	944	C
22	DA	946	C
22	DA	953	G
22	DA	958	U
22	DA	961	C
22	DA	962	G
22	DA	963	U
22	DA	964	C
22	DA	973	A
22	DA	974	G
22	DA	981	A
22	DA	983	A
22	DA	985	C
22	DA	990	A
22	DA	991	C
22	DA	995	C
22	DA	996	A
22	DA	1005	C
22	DA	1009	A
22	DA	1010	A
22	DA	1012	U
22	DA	1013	C
22	DA	1020	A
22	DA	1021	A
22	DA	1022	G
22	DA	1023	U
22	DA	1024	G
22	DA	1025	G
22	DA	1026	G
22	DA	1027	A
22	DA	1033	U
22	DA	1039	A
22	DA	1044	C
22	DA	1045	C

Continued on next page...

Continued from previous page...

Mol	Chain	Res	Type
22	DA	1046	A
22	DA	1047	G
22	DA	1048	A
22	DA	1049	C
22	DA	1050	A
22	DA	1055	G
22	DA	1056	G
22	DA	1057	A
22	DA	1060	U
22	DA	1063	G
22	DA	1064	C
22	DA	1068	G
22	DA	1069	A
22	DA	1070	A
22	DA	1071	G
22	DA	1072	C
22	DA	1073	A
22	DA	1074	G
22	DA	1076	C
22	DA	1077	A
22	DA	1079	C
22	DA	1080	A
22	DA	1083	U
22	DA	1086	A
22	DA	1088	A
22	DA	1089	A
22	DA	1091	G
22	DA	1097	U
22	DA	1100	C
22	DA	1103	A
22	DA	1110	G
22	DA	1111	A
22	DA	1112	G
22	DA	1113	U
22	DA	1114	C
22	DA	1115	G
22	DA	1119	U
22	DA	1127	A
22	DA	1128	G
22	DA	1129	A
22	DA	1130	U
22	DA	1132	U

Continued on next page...

Continued from previous page...

Mol	Chain	Res	Type
22	DA	1133	A
22	DA	1134	A
22	DA	1135	C
22	DA	1136	G
22	DA	1139	G
22	DA	1142	A
22	DA	1153	C
22	DA	1155	A
22	DA	1157	G
22	DA	1169	A
22	DA	1170	C
22	DA	1172	C
22	DA	1174	U
22	DA	1176	U
22	DA	1204	A
22	DA	1205	A
22	DA	1206	G
22	DA	1207	C
22	DA	1210	G
22	DA	1211	C
22	DA	1227	G
22	DA	1231	U
22	DA	1235	G
22	DA	1236	G
22	DA	1237	A
22	DA	1241	A
22	DA	1242	U
22	DA	1246	A
22	DA	1247	A
22	DA	1248	G
22	DA	1249	U
22	DA	1250	G
22	DA	1253	A
22	DA	1255	U
22	DA	1256	G
22	DA	1262	A
22	DA	1265	A
22	DA	1266	G
22	DA	1267	U
22	DA	1268	A
22	DA	1271	G
22	DA	1272	A

Continued on next page...

Continued from previous page...

Mol	Chain	Res	Type
22	DA	1273	U
22	DA	1274	A
22	DA	1275	A
22	DA	1276	A
22	DA	1278	C
22	DA	1286	A
22	DA	1287	A
22	DA	1288	G
22	DA	1290	C
22	DA	1291	C
22	DA	1300	G
22	DA	1301	A
22	DA	1304	A
22	DA	1311	G
22	DA	1312	U
22	DA	1313	U
22	DA	1321	A
22	DA	1324	G
22	DA	1325	U
22	DA	1326	U
22	DA	1327	A
22	DA	1330	C
22	DA	1331	G
22	DA	1332	G
22	DA	1336	A
22	DA	1337	G
22	DA	1340	U
22	DA	1341	G
22	DA	1343	G
22	DA	1344	U
22	DA	1345	C
22	DA	1346	G
22	DA	1352	U
22	DA	1355	G
22	DA	1365	A
22	DA	1374	G
22	DA	1376	C
22	DA	1378	A
22	DA	1379	U
22	DA	1382	G
22	DA	1383	A
22	DA	1386	C

Continued on next page...

Continued from previous page...

Mol	Chain	Res	Type
22	DA	1387	A
22	DA	1388	G
22	DA	1389	G
22	DA	1397	U
22	DA	1398	C
22	DA	1399	C
22	DA	1400	U
22	DA	1401	G
22	DA	1403	A
22	DA	1404	C
22	DA	1416	G
22	DA	1417	C
22	DA	1418	G
22	DA	1419	A
22	DA	1420	A
22	DA	1421	G
22	DA	1426	G
22	DA	1427	A
22	DA	1428	C
22	DA	1430	G
22	DA	1440	U
22	DA	1444	G
22	DA	1452	G
22	DA	1453	A
22	DA	1455	G
22	DA	1456	G
22	DA	1459	G
22	DA	1460	U
22	DA	1461	C
22	DA	1470	A
22	DA	1478	G
22	DA	1481	U
22	DA	1482	G
22	DA	1483	G
22	DA	1489	C
22	DA	1490	A
22	DA	1491	G
22	DA	1493	C
22	DA	1494	A
22	DA	1498	C
22	DA	1503	A
22	DA	1504	A

Continued on next page...

Continued from previous page...

Mol	Chain	Res	Type
22	DA	1507	C
22	DA	1508	A
22	DA	1509	A
22	DA	1510	G
22	DA	1511	G
22	DA	1520	U
22	DA	1522	A
22	DA	1523	U
22	DA	1524	G
22	DA	1530	G
22	DA	1531	C
22	DA	1532	A
22	DA	1533	C
22	DA	1534	U
22	DA	1535	A
22	DA	1536	C
22	DA	1537	G
22	DA	1538	G
22	DA	1539	U
22	DA	1541	C
22	DA	1554	U
22	DA	1555	G
22	DA	1556	C
22	DA	1559	U
22	DA	1560	G
22	DA	1565	C
22	DA	1567	G
22	DA	1568	G
22	DA	1569	A
22	DA	1583	A
22	DA	1584	U
22	DA	1585	C
22	DA	1586	A
22	DA	1587	G
22	DA	1600	C
22	DA	1601	G
22	DA	1603	A
22	DA	1606	C
22	DA	1607	C
22	DA	1608	A
22	DA	1610	A
22	DA	1612	C

Continued on next page...

Continued from previous page...

Mol	Chain	Res	Type
22	DA	1613	G
22	DA	1616	A
22	DA	1618	A
22	DA	1626	A
22	DA	1633	G
22	DA	1635	A
22	DA	1636	U
22	DA	1640	A
22	DA	1646	C
22	DA	1647	U
22	DA	1648	U
22	DA	1649	G
22	DA	1654	A
22	DA	1655	A
22	DA	1663	G
22	DA	1664	A
22	DA	1674	G
22	DA	1694	C
22	DA	1695	G
22	DA	1696	G
22	DA	1699	G
22	DA	1700	A
22	DA	1701	A
22	DA	1706	C
22	DA	1707	G
22	DA	1714	U
22	DA	1715	G
22	DA	1717	A
22	DA	1722	A
22	DA	1723	G
22	DA	1728	C
22	DA	1729	U
22	DA	1730	C
22	DA	1731	G
22	DA	1732	C
22	DA	1733	G
22	DA	1734	G
22	DA	1735	A
22	DA	1738	G
22	DA	1750	G
22	DA	1758	U
22	DA	1764	C

Continued on next page...

Continued from previous page...

Mol	Chain	Res	Type
22	DA	1773	A
22	DA	1776	G
22	DA	1782	U
22	DA	1787	A
22	DA	1794	A
22	DA	1800	C
22	DA	1802	A
22	DA	1808	A
22	DA	1809	A
22	DA	1810	A
22	DA	1811	G
22	DA	1817	G
22	DA	1818	U
22	DA	1820	U
22	DA	1821	A
22	DA	1822	C
22	DA	1823	G
22	DA	1824	G
22	DA	1828	G
22	DA	1829	A
22	DA	1847	A
22	DA	1848	A
22	DA	1857	G
22	DA	1865	U
22	DA	1866	A
22	DA	1867	G
22	DA	1869	G
22	DA	1870	C
22	DA	1873	G
22	DA	1875	G
22	DA	1877	A
22	DA	1884	G
22	DA	1889	A
22	DA	1903	G
22	DA	1906	G
22	DA	1913	A
22	DA	1914	C
22	DA	1915	U
22	DA	1916	A
22	DA	1927	A
22	DA	1929	G
22	DA	1930	G

Continued on next page...

Continued from previous page...

Mol	Chain	Res	Type
22	DA	1931	U
22	DA	1937	A
22	DA	1938	A
22	DA	1939	U
22	DA	1941	C
22	DA	1942	C
22	DA	1943	U
22	DA	1944	U
22	DA	1945	G
22	DA	1955	U
22	DA	1956	U
22	DA	1961	C
22	DA	1963	U
22	DA	1964	G
22	DA	1965	C
22	DA	1966	A
22	DA	1967	C
22	DA	1970	A
22	DA	1971	U
22	DA	1972	G
22	DA	1975	G
22	DA	1982	U
22	DA	1991	U
22	DA	1992	G
22	DA	1993	U
22	DA	1997	C
22	DA	2018	G
22	DA	2020	A
22	DA	2022	U
22	DA	2023	C
22	DA	2024	G
22	DA	2030	A
22	DA	2031	A
22	DA	2033	A
22	DA	2034	U
22	DA	2035	G
22	DA	2043	C
22	DA	2049	G
22	DA	2051	A
22	DA	2055	C
22	DA	2056	G
22	DA	2060	A

Continued on next page...

Continued from previous page...

Mol	Chain	Res	Type
22	DA	2061	G
22	DA	2062	A
22	DA	2068	U
22	DA	2069	G
22	DA	2080	A
22	DA	2092	U
22	DA	2093	G
22	DA	2094	A
22	DA	2104	C
22	DA	2107	G
22	DA	2108	A
22	DA	2109	U
22	DA	2110	G
22	DA	2134	A
22	DA	2135	A
22	DA	2136	G
22	DA	2138	G
22	DA	2139	U
22	DA	2143	C
22	DA	2144	G
22	DA	2145	C
22	DA	2147	A
22	DA	2148	G
22	DA	2150	C
22	DA	2152	G
22	DA	2153	C
22	DA	2154	A
22	DA	2156	G
22	DA	2157	G
22	DA	2180	U
22	DA	2181	U
22	DA	2183	A
22	DA	2187	U
22	DA	2191	A
22	DA	2192	U
22	DA	2199	A
22	DA	2204	G
22	DA	2210	U
22	DA	2211	A
22	DA	2212	A
22	DA	2213	U
22	DA	2216	G

Continued on next page...

Continued from previous page...

Mol	Chain	Res	Type
22	DA	2225	A
22	DA	2238	G
22	DA	2239	G
22	DA	2242	G
22	DA	2250	G
22	DA	2267	A
22	DA	2268	A
22	DA	2271	G
22	DA	2279	G
22	DA	2282	G
22	DA	2283	C
22	DA	2286	G
22	DA	2287	A
22	DA	2289	G
22	DA	2297	A
22	DA	2298	A
22	DA	2299	U
22	DA	2305	U
22	DA	2306	C
22	DA	2308	G
22	DA	2309	A
22	DA	2310	C
22	DA	2311	A
22	DA	2312	U
22	DA	2313	C
22	DA	2314	A
22	DA	2320	U
22	DA	2325	G
22	DA	2332	C
22	DA	2334	U
22	DA	2335	A
22	DA	2336	A
22	DA	2337	G
22	DA	2338	C
22	DA	2339	C
22	DA	2345	G
22	DA	2347	C
22	DA	2348	U
22	DA	2358	A
22	DA	2361	G
22	DA	2379	G
22	DA	2382	G

Continued on next page...

Continued from previous page...

Mol	Chain	Res	Type
22	DA	2383	G
22	DA	2385	C
22	DA	2386	A
22	DA	2387	U
22	DA	2388	A
22	DA	2390	U
22	DA	2392	A
22	DA	2401	U
22	DA	2402	U
22	DA	2403	C
22	DA	2405	G
22	DA	2407	A
22	DA	2409	G
22	DA	2423	U
22	DA	2424	C
22	DA	2425	A
22	DA	2426	A
22	DA	2427	C
22	DA	2428	G
22	DA	2429	G
22	DA	2430	A
22	DA	2431	U
22	DA	2435	A
22	DA	2441	U
22	DA	2447	G
22	DA	2448	A
22	DA	2475	C
22	DA	2476	A
22	DA	2491	U
22	DA	2494	G
22	DA	2498	C
22	DA	2500	U
22	DA	2502	G
22	DA	2505	G
22	DA	2518	A
22	DA	2520	C
22	DA	2529	G
22	DA	2534	A
22	DA	2542	A
22	DA	2547	A
22	DA	2554	U
22	DA	2566	A

Continued on next page...

Continued from previous page...

Mol	Chain	Res	Type
22	DA	2567	G
22	DA	2569	G
22	DA	2573	C
22	DA	2576	G
22	DA	2578	G
22	DA	2579	C
22	DA	2581	G
22	DA	2582	G
22	DA	2586	U
22	DA	2602	A
22	DA	2609	U
22	DA	2610	C
22	DA	2613	U
22	DA	2614	A
22	DA	2615	U
22	DA	2616	C
22	DA	2629	U
22	DA	2630	G
22	DA	2632	A
22	DA	2645	G
22	DA	2656	U
22	DA	2657	A
22	DA	2666	C
22	DA	2667	C
22	DA	2668	G
22	DA	2681	C
22	DA	2682	A
22	DA	2683	C
22	DA	2689	U
22	DA	2690	U
22	DA	2714	G
22	DA	2718	G
22	DA	2726	A
22	DA	2727	A
22	DA	2728	U
22	DA	2729	G
22	DA	2732	G
22	DA	2736	A
22	DA	2739	U
22	DA	2744	G
22	DA	2748	A
22	DA	2751	G

Continued on next page...

Continued from previous page...

Mol	Chain	Res	Type
22	DA	2752	C
22	DA	2753	A
22	DA	2757	A
22	DA	2758	A
22	DA	2761	A
22	DA	2765	A
22	DA	2777	G
22	DA	2778	A
22	DA	2791	G
22	DA	2792	A
22	DA	2798	U
22	DA	2799	A
22	DA	2801	G
22	DA	2808	G
22	DA	2820	A
22	DA	2822	G
22	DA	2832	U
22	DA	2834	G
22	DA	2835	A
22	DA	2836	U
22	DA	2837	A
22	DA	2848	G
22	DA	2850	A
22	DA	2851	A
22	DA	2861	U
22	DA	2867	G
22	DA	2872	A
22	DA	2873	A
22	DA	2874	C
22	DA	2875	C
22	DA	2876	G
22	DA	2879	A
22	DA	2880	C
22	DA	2883	A
22	DA	2894	G
22	DA	2902	C
57	DB	3	C
57	DB	12	C
57	DB	13	G
57	DB	15	A
57	DB	16	G
57	DB	17	C

Continued on next page...

Continued from previous page...

Mol	Chain	Res	Type
57	DB	24	G
57	DB	25	U
57	DB	30	C
57	DB	35	C
57	DB	36	C
57	DB	41	G
57	DB	42	C
57	DB	43	C
57	DB	44	G
57	DB	45	A
57	DB	48	U
57	DB	56	G
57	DB	57	A
57	DB	63	C
57	DB	64	G
57	DB	65	U
57	DB	66	A
57	DB	67	G
57	DB	68	C
57	DB	70	C
57	DB	87	U
57	DB	89	U
57	DB	90	C
57	DB	99	A
57	DB	109	A
57	DB	110	C
57	DB	111	U

All (421) RNA pucker outliers are listed below:

Mol	Chain	Res	Type
1	AA	47	C
1	AA	51	A
1	AA	72	A
1	AA	87	C
1	AA	95	C
1	AA	110	C
1	AA	115	G
1	AA	175	C
1	AA	184	G
1	AA	198	G
1	AA	250	A

Continued on next page...

Continued from previous page...

Mol	Chain	Res	Type
1	AA	251	G
1	AA	266	G
1	AA	267	C
1	AA	274	A
1	AA	330	C
1	AA	344	A
1	AA	346	G
1	AA	351	G
1	AA	366	A
1	AA	368	U
1	AA	373	A
1	AA	414	A
1	AA	428	G
1	AA	429	U
1	AA	451	A
1	AA	452	A
1	AA	466	A
1	AA	484	G
1	AA	486	U
1	AA	495	A
1	AA	499	A
1	AA	500	G
1	AA	534	U
1	AA	548	G
1	AA	701	U
1	AA	722	G
1	AA	754	C
1	AA	817	C
1	AA	884	U
1	AA	913	A
1	AA	976	G
1	AA	982	U
1	AA	1049	U
1	AA	1066	C
1	AA	1101	A
1	AA	1136	C
1	AA	1158	C
1	AA	1201	A
1	AA	1228	C
1	AA	1241	G
1	AA	1282	C
1	AA	1287	A

Continued on next page...

Continued from previous page...

Mol	Chain	Res	Type
1	AA	1303	C
1	AA	1323	G
1	AA	1331	G
1	AA	1336	C
1	AA	1348	U
1	AA	1381	U
1	AA	1453	G
1	AA	1454	G
1	AA	1505	G
1	AA	1530	G
22	BA	34	U
22	BA	60	G
22	BA	100	U
22	BA	119	A
22	BA	125	A
22	BA	137	U
22	BA	142	A
22	BA	164	C
22	BA	199	A
22	BA	221	A
22	BA	271	G
22	BA	301	G
22	BA	302	C
22	BA	310	A
22	BA	386	G
22	BA	404	A
22	BA	479	A
22	BA	504	A
22	BA	507	A
22	BA	527	C
22	BA	555	G
22	BA	603	A
22	BA	655	A
22	BA	746	U
22	BA	764	A
22	BA	790	U
22	BA	800	A
22	BA	914	G
22	BA	931	U
22	BA	958	U
22	BA	995	C
22	BA	1011	G

Continued on next page...

Continued from previous page...

Mol	Chain	Res	Type
22	BA	1020	A
22	BA	1023	U
22	BA	1025	G
22	BA	1062	G
22	BA	1247	A
22	BA	1275	A
22	BA	1324	G
22	BA	1340	U
22	BA	1378	A
22	BA	1379	U
22	BA	1458	U
22	BA	1459	G
22	BA	1475	G
22	BA	1493	C
22	BA	1498	C
22	BA	1535	A
22	BA	1537	G
22	BA	1554	U
22	BA	1606	C
22	BA	1695	G
22	BA	1706	C
22	BA	1713	A
22	BA	1714	U
22	BA	1738	G
22	BA	1847	A
22	BA	1857	G
22	BA	1858	A
22	BA	1871	A
22	BA	1929	G
22	BA	1936	A
22	BA	1941	C
22	BA	1943	U
22	BA	2092	U
22	BA	2136	G
22	BA	2146	C
22	BA	2148	G
22	BA	2149	U
22	BA	2199	A
22	BA	2211	A
22	BA	2225	A
22	BA	2282	G
22	BA	2296	U

Continued on next page...

Continued from previous page...

Mol	Chain	Res	Type
22	BA	2311	A
22	BA	2321	U
22	BA	2324	U
22	BA	2326	C
22	BA	2405	G
22	BA	2406	A
22	BA	2425	A
22	BA	2430	A
22	BA	2602	A
22	BA	2756	U
22	BA	2800	A
22	BA	2820	A
22	BA	2873	A
53	CA	6	G
53	CA	14	U
53	CA	60	A
53	CA	66	A
53	CA	71	A
53	CA	72	A
53	CA	86	G
53	CA	87	C
53	CA	89	U
53	CA	95	C
53	CA	109	A
53	CA	131	A
53	CA	173	U
53	CA	197	A
53	CA	239	U
53	CA	243	A
53	CA	245	U
53	CA	247	G
53	CA	251	G
53	CA	252	U
53	CA	274	A
53	CA	279	A
53	CA	305	G
53	CA	328	C
53	CA	347	G
53	CA	351	G
53	CA	352	C
53	CA	366	A
53	CA	368	U

Continued on next page...

Continued from previous page...

Mol	Chain	Res	Type
53	CA	372	C
53	CA	373	A
53	CA	382	A
53	CA	423	G
53	CA	424	G
53	CA	429	U
53	CA	451	A
53	CA	484	G
53	CA	496	A
53	CA	500	G
53	CA	510	A
53	CA	512	U
53	CA	519	C
53	CA	534	U
53	CA	559	A
53	CA	563	A
53	CA	575	G
53	CA	701	U
53	CA	704	A
53	CA	753	A
53	CA	802	A
53	CA	819	A
53	CA	913	A
53	CA	973	G
53	CA	975	A
53	CA	977	A
53	CA	978	A
53	CA	1049	U
53	CA	1064	G
53	CA	1066	C
53	CA	1067	A
53	CA	1086	U
53	CA	1101	A
53	CA	1138	G
53	CA	1142	G
53	CA	1145	A
53	CA	1147	C
53	CA	1157	A
53	CA	1160	G
53	CA	1190	G
53	CA	1201	A
53	CA	1242	G

Continued on next page...

Continued from previous page...

Mol	Chain	Res	Type
53	CA	1278	G
53	CA	1282	C
53	CA	1299	A
53	CA	1300	G
53	CA	1331	G
53	CA	1381	U
53	CA	1447	A
53	CA	1451	U
53	CA	1452	C
53	CA	1453	G
22	DA	14	A
22	DA	33	C
22	DA	35	G
22	DA	49	A
22	DA	52	A
22	DA	73	A
22	DA	86	G
22	DA	103	A
22	DA	121	G
22	DA	125	A
22	DA	128	C
22	DA	196	A
22	DA	204	A
22	DA	206	U
22	DA	215	G
22	DA	221	A
22	DA	223	A
22	DA	227	A
22	DA	229	C
22	DA	230	G
22	DA	234	U
22	DA	241	A
22	DA	249	C
22	DA	311	A
22	DA	321	U
22	DA	324	A
22	DA	329	G
22	DA	335	C
22	DA	386	G
22	DA	389	G
22	DA	406	G
22	DA	412	A

Continued on next page...

Continued from previous page...

Mol	Chain	Res	Type
22	DA	423	A
22	DA	454	A
22	DA	474	G
22	DA	476	G
22	DA	479	A
22	DA	483	A
22	DA	489	G
22	DA	491	G
22	DA	503	A
22	DA	505	A
22	DA	575	A
22	DA	604	G
22	DA	617	G
22	DA	621	A
22	DA	622	G
22	DA	628	G
22	DA	638	G
22	DA	648	G
22	DA	670	A
22	DA	740	C
22	DA	746	U
22	DA	762	U
22	DA	763	G
22	DA	800	A
22	DA	806	C
22	DA	860	U
22	DA	865	C
22	DA	867	C
22	DA	876	C
22	DA	915	C
22	DA	931	U
22	DA	962	G
22	DA	984	A
22	DA	990	A
22	DA	1009	A
22	DA	1011	G
22	DA	1021	A
22	DA	1023	U
22	DA	1026	G
22	DA	1047	G
22	DA	1069	A
22	DA	1079	C

Continued on next page...

Continued from previous page...

Mol	Chain	Res	Type
22	DA	1112	G
22	DA	1126	A
22	DA	1135	C
22	DA	1156	A
22	DA	1157	G
22	DA	1204	A
22	DA	1206	G
22	DA	1210	G
22	DA	1265	A
22	DA	1267	U
22	DA	1274	A
22	DA	1275	A
22	DA	1289	C
22	DA	1300	G
22	DA	1312	U
22	DA	1313	U
22	DA	1325	U
22	DA	1339	G
22	DA	1385	A
22	DA	1388	G
22	DA	1399	C
22	DA	1400	U
22	DA	1415	U
22	DA	1417	C
22	DA	1427	A
22	DA	1455	G
22	DA	1482	G
22	DA	1489	C
22	DA	1491	G
22	DA	1508	A
22	DA	1510	G
22	DA	1537	G
22	DA	1554	U
22	DA	1555	G
22	DA	1568	G
22	DA	1606	C
22	DA	1612	C
22	DA	1635	A
22	DA	1648	U
22	DA	1654	A
22	DA	1663	G
22	DA	1682	G

Continued on next page...

Continued from previous page...

Mol	Chain	Res	Type
22	DA	1695	G
22	DA	1700	A
22	DA	1706	C
22	DA	1713	A
22	DA	1722	A
22	DA	1731	G
22	DA	1733	G
22	DA	1734	G
22	DA	1775	U
22	DA	1799	G
22	DA	1802	A
22	DA	1810	A
22	DA	1817	G
22	DA	1828	G
22	DA	1866	A
22	DA	1913	A
22	DA	1915	U
22	DA	1941	C
22	DA	1943	U
22	DA	1954	G
22	DA	1965	C
22	DA	1981	A
22	DA	2023	C
22	DA	2068	U
22	DA	2092	U
22	DA	2143	C
22	DA	2148	G
22	DA	2214	C
22	DA	2266	A
22	DA	2282	G
22	DA	2286	G
22	DA	2288	A
22	DA	2298	A
22	DA	2310	C
22	DA	2311	A
22	DA	2337	G
22	DA	2344	U
22	DA	2347	C
22	DA	2386	A
22	DA	2391	G
22	DA	2425	A
22	DA	2428	G

Continued on next page...

Continued from previous page...

Mol	Chain	Res	Type
22	DA	2492	U
22	DA	2497	A
22	DA	2543	G
22	DA	2566	A
22	DA	2581	G
22	DA	2601	C
22	DA	2613	U
22	DA	2615	U
22	DA	2656	U
22	DA	2666	C
22	DA	2667	C
22	DA	2682	A
22	DA	2727	A
22	DA	2750	A
22	DA	2752	C
22	DA	2756	U
22	DA	2757	A
22	DA	2776	A
22	DA	2777	G
22	DA	2798	U
22	DA	2836	U
22	DA	2850	A
22	DA	2874	C
22	DA	2875	C
22	DA	2893	A
57	DB	12	C
57	DB	13	G
57	DB	16	G
57	DB	56	G
57	DB	66	A
57	DB	90	C
57	DB	110	C

5.4 Non-standard residues in protein, DNA, RNA chains [i](#)

There are no non-standard protein/DNA/RNA residues in this entry.

5.5 Carbohydrates [i](#)

There are no carbohydrates in this entry.

5.6 Ligand geometry

Of 363 ligands modelled in this entry, 362 are monoatomic - leaving 1 for Mogul analysis.

In the following table, the Counts columns list the number of bonds (or angles) for which Mogul statistics could be retrieved, the number of bonds (or angles) that are observed in the model and the number of bonds (or angles) that are defined in the chemical component dictionary. The Link column lists molecule types, if any, to which the group is linked. The Z score for a bond length (or angle) is the number of standard deviations the observed value is removed from the expected value. A bond length (or angle) with $|Z| > 2$ is considered an outlier worth inspection. RMSZ is the root-mean-square of all Z scores of the bond lengths (or angles).

Mol	Type	Chain	Res	Link	Bond lengths			Bond angles		
					Counts	RMSZ	$\# Z > 2$	Counts	RMSZ	$\# Z > 2$
60	TEL	BA	3135	-	59,62,62	2.21	10 (16%)	72,92,92	3.13	25 (34%)

In the following table, the Chirals column lists the number of chiral outliers, the number of chiral centers analysed, the number of these observed in the model and the number defined in the chemical component dictionary. Similar counts are reported in the Torsion and Rings columns. '-' means no outliers of that kind were identified.

Mol	Type	Chain	Res	Link	Chirals	Torsions	Rings
60	TEL	BA	3135	-	2/2/19/19	0/73/108/108	0/4/5/5

All (10) bond length outliers are listed below:

Mol	Chain	Res	Type	Atoms	Z	Observed(Å)	Ideal(Å)
60	BA	3135	TEL	O9-C4	-3.95	1.39	1.46
60	BA	3135	TEL	O45-C50	-3.44	1.38	1.44
60	BA	3135	TEL	C37-N41	-2.93	1.29	1.35
60	BA	3135	TEL	C43-C40	-2.51	1.45	1.48
60	BA	3135	TEL	C7-C13	-2.39	1.48	1.52
60	BA	3135	TEL	C47-N52	2.03	1.38	1.34
60	BA	3135	TEL	C56-N52	2.16	1.40	1.33
60	BA	3135	TEL	O5-C10	4.41	1.42	1.35
60	BA	3135	TEL	C10-N6	8.28	1.51	1.35
60	BA	3135	TEL	O16-C10	10.38	1.37	1.21

All (25) bond angle outliers are listed below:

Mol	Chain	Res	Type	Atoms	Z	Observed(°)	Ideal(°)
60	BA	3135	TEL	C3-N6-C10	-15.48	93.00	111.94
60	BA	3135	TEL	O5-C10-O16	-11.28	110.75	122.53
60	BA	3135	TEL	O16-C10-N6	-7.05	117.54	127.98

Continued on next page...

Continued from previous page...

Mol	Chain	Res	Type	Atoms	Z	Observed(°)	Ideal(°)
60	BA	3135	TEL	O48-C44-C42	-4.86	99.36	110.02
60	BA	3135	TEL	C42-C44-C49	-4.86	100.69	109.25
60	BA	3135	TEL	C58-N53-C57	-3.59	99.10	110.43
60	BA	3135	TEL	O9-C4-C8	-3.56	100.91	107.36
60	BA	3135	TEL	C23-C19-C24	-3.49	102.40	109.69
60	BA	3135	TEL	C14-C8-C4	-3.40	103.96	113.22
60	BA	3135	TEL	C24-C28-C34	-3.20	106.20	110.03
60	BA	3135	TEL	C2-C3-N6	-3.18	94.76	99.98
60	BA	3135	TEL	C23-C19-C13	-2.76	102.26	109.62
60	BA	3135	TEL	C58-N53-C49	-2.75	105.14	113.09
60	BA	3135	TEL	C12-C7-C13	-2.59	103.47	108.21
60	BA	3135	TEL	C25-C21-C15	-2.00	106.13	110.25
60	BA	3135	TEL	O29-C26-C30	2.17	123.81	120.52
60	BA	3135	TEL	C44-C49-N53	2.22	116.83	110.62
60	BA	3135	TEL	C1-C2-C4	2.30	116.62	112.40
60	BA	3135	TEL	C35-C30-C34	2.35	116.08	112.88
60	BA	3135	TEL	C33-C28-C24	2.44	115.36	111.05
60	BA	3135	TEL	O9-C4-C2	2.51	111.47	105.44
60	BA	3135	TEL	C34-C30-C26	2.87	115.10	110.05
60	BA	3135	TEL	O45-C50-C54	3.36	114.46	109.09
60	BA	3135	TEL	C4-O9-C15	3.68	124.32	118.12
60	BA	3135	TEL	C2-C3-C7	6.08	129.12	117.50

All (2) chirality outliers are listed below:

Mol	Chain	Res	Type	Atom
60	BA	3135	TEL	C3
60	BA	3135	TEL	C21

There are no torsion outliers.

There are no ring outliers.

1 monomer is involved in 8 short contacts:

Mol	Chain	Res	Type	Clashes	Symm-Clashes
60	BA	3135	TEL	8	0

5.7 Other polymers ⓘ

There are no such residues in this entry.

5.8 Polymer linkage issues

There are no chain breaks in this entry.

6 Fit of model and data ⓘ

6.1 Protein, DNA and RNA chains ⓘ

In the following table, the column labelled ‘#RSRZ> 2’ contains the number (and percentage) of RSRZ outliers, followed by percent RSRZ outliers for the chain as percentile scores relative to all X-ray entries and entries of similar resolution. The OWAB column contains the minimum, median, 95th percentile and maximum values of the occupancy-weighted average B-factor per residue. The column labelled ‘Q< 0.9’ lists the number of (and percentage) of residues with an average occupancy less than 0.9.

Mol	Chain	Analysed	<RSRZ>	#RSRZ>2	OWAB(Å ²)	Q<0.9
1	AA	1533/1533 (100%)	-0.41	21 (1%) 78 69	31, 83, 185, 422	0
2	AB	218/218 (100%)	1.67	72 (33%) 0 1	67, 161, 222, 300	0
2	CB	218/218 (100%)	1.80	86 (39%) 0 1	76, 168, 231, 274	0
3	AC	206/206 (100%)	0.83	20 (9%) 10 7	53, 101, 156, 201	0
3	CC	206/206 (100%)	1.02	34 (16%) 2 2	76, 138, 202, 264	0
4	AD	205/205 (100%)	0.33	9 (4%) 38 29	48, 93, 168, 305	0
4	CD	205/205 (100%)	-0.14	1 (0%) 91 88	26, 60, 114, 257	0
5	AE	150/150 (100%)	0.16	2 (1%) 79 71	38, 76, 150, 231	0
5	CE	150/150 (100%)	0.27	2 (1%) 79 71	34, 85, 143, 282	0
6	AF	100/100 (100%)	0.23	5 (5%) 32 24	52, 100, 147, 188	0
6	CF	100/100 (100%)	0.28	4 (4%) 42 32	69, 109, 169, 214	0
7	AG	151/151 (100%)	0.72	16 (10%) 8 5	77, 131, 195, 217	0
8	AH	129/129 (100%)	0.40	6 (4%) 35 27	45, 82, 133, 191	0
8	CH	129/129 (100%)	0.70	13 (10%) 9 6	60, 101, 151, 212	0
9	AI	127/127 (100%)	1.11	27 (21%) 1 1	64, 137, 207, 266	0
9	CI	127/127 (100%)	1.58	40 (31%) 1 1	98, 168, 246, 283	0
10	AJ	98/98 (100%)	0.88	14 (14%) 4 3	65, 111, 196, 260	0
10	CJ	98/98 (100%)	2.78	51 (52%) 0 0	94, 178, 248, 272	0
11	AK	117/117 (100%)	0.96	20 (17%) 2 1	45, 108, 190, 238	0
11	CK	117/117 (100%)	0.83	17 (14%) 3 2	49, 112, 169, 192	0
12	AL	123/123 (100%)	-0.00	1 (0%) 87 82	24, 62, 106, 208	0
12	CL	123/123 (100%)	0.47	6 (4%) 33 25	37, 73, 124, 211	0
13	AM	114/114 (100%)	0.55	11 (9%) 10 7	86, 135, 206, 262	0
14	AN	96/100 (96%)	0.58	8 (8%) 14 9	58, 105, 187, 274	0

Continued on next page...

Continued from previous page...

Mol	Chain	Analysed	<RSRZ>	#RSRZ>2	OWAB(Å ²)	Q<0.9
14	CN	95/100 (95%)	1.90	36 (37%) 0 1	95, 187, 280, 335	0
15	AO	88/88 (100%)	-0.19	1 (1%) 82 75	43, 81, 124, 170	0
15	CO	88/88 (100%)	0.19	2 (2%) 64 54	57, 107, 153, 265	0
16	AP	82/82 (100%)	0.82	13 (15%) 3 2	56, 80, 166, 241	0
17	AQ	80/80 (100%)	0.71	7 (8%) 12 8	44, 78, 145, 219	0
17	CQ	80/80 (100%)	1.06	14 (17%) 2 1	57, 106, 146, 163	0
18	AR	55/55 (100%)	0.46	6 (10%) 7 5	60, 88, 151, 212	0
18	CR	55/55 (100%)	0.08	0 100 100	55, 88, 179, 249	0
19	AS	79/79 (100%)	1.68	28 (35%) 0 1	96, 137, 193, 233	0
19	CS	79/79 (100%)	3.19	50 (63%) 0 0	183, 316, 391, 403	0
20	AT	85/85 (100%)	0.01	1 (1%) 81 72	47, 84, 131, 157	0
20	CT	85/85 (100%)	1.35	21 (24%) 1 1	66, 115, 191, 210	0
21	AU	51/51 (100%)	2.28	29 (56%) 0 0	96, 152, 206, 217	0
21	CU	51/51 (100%)	0.83	6 (11%) 6 4	66, 117, 183, 253	0
22	BA	2854/2903 (98%)	-0.36	38 (1%) 79 71	5, 32, 160, 403	0
22	DA	2841/2903 (97%)	0.56	133 (4%) 35 27	53, 122, 250, 469	0
23	BB	118/118 (100%)	-0.40	0 100 100	13, 44, 74, 101	0
24	BC	271/271 (100%)	-0.13	9 (3%) 50 40	12, 42, 93, 209	0
24	DC	271/271 (100%)	0.76	25 (9%) 11 8	59, 93, 144, 185	0
25	BD	209/209 (100%)	-0.29	0 100 100	4, 26, 73, 178	0
25	DD	209/209 (100%)	1.22	40 (19%) 2 1	58, 109, 173, 246	0
26	BE	201/201 (100%)	-0.24	1 (0%) 91 88	5, 43, 103, 156	0
26	DE	201/201 (100%)	2.19	89 (44%) 0 0	65, 192, 378, 459	0
27	BF	177/177 (100%)	0.52	20 (11%) 7 5	27, 75, 156, 242	0
28	BG	176/176 (100%)	0.18	4 (2%) 64 54	22, 62, 121, 186	0
28	DG	176/176 (100%)	1.86	72 (40%) 0 1	100, 185, 264, 328	0
29	BH	149/149 (100%)	3.12	70 (46%) 0 0	49, 179, 279, 375	0
29	DH	149/149 (100%)	2.73	69 (46%) 0 0	93, 184, 287, 326	0
30	BI	141/141 (100%)	3.02	82 (58%) 0 0	136, 253, 308, 367	0
30	DI	141/141 (100%)	3.91	108 (76%) 0 0	167, 294, 351, 377	0
31	BJ	142/142 (100%)	-0.42	0 100 100	7, 23, 64, 143	0

Continued on next page...

Continued from previous page...

Mol	Chain	Analysed	<RSRZ>	#RSRZ>2	OWAB(Å ²)	Q<0.9
31	DJ	142/142 (100%)	1.19	36 (25%) 1 1	52, 106, 159, 195	0
32	BK	122/122 (100%)	-0.24	0 100 100	10, 31, 80, 254	0
32	DK	122/122 (100%)	1.29	29 (23%) 1 1	57, 91, 150, 229	0
33	BL	143/143 (100%)	-0.22	0 100 100	7, 38, 75, 111	0
33	DL	143/143 (100%)	1.40	39 (27%) 1 1	69, 149, 262, 337	0
34	BM	136/136 (100%)	-0.32	0 100 100	6, 29, 76, 120	0
34	DM	136/136 (100%)	1.03	28 (20%) 1 1	46, 107, 161, 204	0
35	BN	120/120 (100%)	-0.48	0 100 100	9, 25, 46, 155	0
35	DN	120/120 (100%)	1.45	36 (30%) 1 1	73, 124, 194, 293	0
36	BO	116/116 (100%)	0.00	0 100 100	24, 44, 83, 116	0
36	DO	116/116 (100%)	1.79	46 (39%) 0 1	113, 162, 224, 259	0
37	BP	114/114 (100%)	-0.10	1 (0%) 85 80	11, 41, 104, 161	0
37	DP	114/114 (100%)	1.03	21 (18%) 2 1	63, 105, 164, 195	0
38	BQ	117/117 (100%)	-0.51	1 (0%) 85 80	4, 20, 47, 206	0
38	DQ	117/117 (100%)	1.64	37 (31%) 1 1	67, 108, 191, 312	0
39	BR	103/103 (100%)	-0.33	1 (0%) 84 78	5, 30, 80, 109	0
39	DR	103/103 (100%)	2.53	57 (55%) 0 0	80, 138, 239, 291	0
40	BS	110/110 (100%)	-0.39	1 (0%) 85 80	6, 21, 61, 178	0
40	DS	110/110 (100%)	2.37	55 (50%) 0 0	70, 133, 241, 285	0
41	BT	93/93 (100%)	0.22	4 (4%) 39 29	23, 51, 121, 235	0
41	DT	93/93 (100%)	2.77	53 (56%) 0 0	110, 202, 299, 369	0
42	BU	102/102 (100%)	0.11	3 (2%) 55 46	19, 55, 136, 246	0
42	DU	102/102 (100%)	3.33	65 (63%) 0 0	122, 287, 418, 543	0
43	BV	94/94 (100%)	-0.02	0 100 100	13, 43, 85, 124	0
43	DV	94/94 (100%)	1.73	31 (32%) 0 1	100, 144, 196, 226	0
44	BW	79/79 (100%)	0.17	4 (5%) 32 23	10, 36, 110, 208	0
44	DW	79/79 (100%)	2.37	42 (53%) 0 0	87, 141, 230, 253	0
45	BX	77/77 (100%)	-0.23	0 100 100	15, 46, 88, 135	0
45	DX	77/77 (100%)	1.23	19 (24%) 1 1	67, 118, 172, 239	0
46	BY	63/63 (100%)	0.15	2 (3%) 51 42	34, 75, 134, 210	0
46	DY	63/63 (100%)	1.61	18 (28%) 1 1	130, 305, 419, 450	0

Continued on next page...

Continued from previous page...

Mol	Chain	Analysed	<RSRZ>	#RSRZ>2	OWAB(Å ²)	Q<0.9
47	BZ	58/58 (100%)	-0.29	0 100 100	6, 24, 74, 116	0
47	DZ	58/58 (100%)	1.00	8 (13%) 4 3	86, 123, 190, 236	0
48	B0	56/56 (100%)	-0.55	0 100 100	3, 22, 75, 168	0
48	D0	56/56 (100%)	1.64	19 (33%) 0 1	66, 132, 242, 278	0
49	B1	50/50 (100%)	0.38	3 (6%) 25 18	30, 50, 98, 178	0
49	D1	50/50 (100%)	1.83	21 (42%) 0 0	98, 155, 211, 275	0
50	B2	46/46 (100%)	-0.45	0 100 100	13, 27, 51, 183	0
50	D2	46/46 (100%)	1.46	11 (23%) 1 1	78, 118, 155, 203	0
51	B3	64/64 (100%)	-0.30	0 100 100	9, 27, 46, 71	0
51	D3	64/64 (100%)	1.99	30 (46%) 0 0	90, 125, 198, 250	0
52	B4	38/38 (100%)	0.37	1 (2%) 59 50	28, 49, 87, 112	0
52	D4	38/38 (100%)	2.97	26 (68%) 0 0	78, 141, 210, 225	0
53	CA	1530/1530 (100%)	0.07	38 (2%) 61 51	38, 100, 272, 376	0
54	CG	150/150 (100%)	2.37	66 (44%) 0 0	118, 209, 283, 333	0
55	CM	113/113 (100%)	2.38	59 (52%) 0 0	196, 344, 437, 471	0
56	CP	80/80 (100%)	0.95	12 (15%) 3 2	59, 91, 145, 249	0
57	DB	117/117 (100%)	0.15	0 100 100	95, 167, 229, 249	0
58	DF	178/178 (100%)	2.38	103 (57%) 0 0	135, 220, 279, 350	0
All	All	20431/20551 (99%)	0.54	2486 (12%) 5 4	3, 97, 258, 543	0

All (2486) RSRZ outliers are listed below:

Mol	Chain	Res	Type	RSRZ
19	CS	29	PRO	18.8
29	DH	124	THR	18.2
29	DH	91	PHE	18.0
29	BH	118	PRO	15.6
29	DH	105	ALA	15.6
29	DH	92	GLY	14.4
30	DI	51	GLY	14.4
9	CI	42	THR	14.3
29	DH	123	ARG	13.9
29	BH	80	ILE	13.6
29	BH	92	GLY	13.3
46	DY	63	ALA	13.3
29	BH	84	ALA	12.8

Continued on next page...

Continued from previous page...

Mol	Chain	Res	Type	RSRZ
29	BH	93	SER	12.6
14	CN	33	VAL	12.6
29	BH	123	ARG	12.5
29	BH	79	THR	12.5
16	AP	81	ALA	12.3
29	DH	119	ASN	12.3
41	DT	83	ALA	12.3
29	BH	122	LEU	12.1
30	BI	67	THR	12.0
54	CG	87	PRO	11.7
30	BI	52	LEU	11.4
29	DH	93	SER	11.2
29	BH	86	ASP	11.2
30	DI	15	GLY	11.1
26	DE	144	GLU	11.0
54	CG	150	PHE	11.0
30	BI	2	LYS	11.0
29	BH	90	LEU	10.8
22	BA	2154	A	10.6
19	CS	73	PHE	10.5
17	AQ	82	VAL	10.4
29	BH	143	ILE	10.4
58	DF	129	MET	10.4
29	BH	98	ASP	10.3
29	DH	127	GLU	10.3
22	BA	2179	C	10.1
40	DS	68	ASP	10.1
54	CG	58	LEU	10.0
30	DI	93	ASN	10.0
54	CG	83	THR	9.9
10	CJ	71	LEU	9.7
30	BI	11	GLN	9.7
29	DH	131	SER	9.7
54	CG	84	TYR	9.6
39	DR	50	GLY	9.5
54	CG	143	MET	9.3
26	DE	127	GLU	9.2
22	DA	1067	A	9.2
29	BH	105	ALA	9.2
29	BH	89	LYS	9.1
42	DU	59	GLU	9.0
41	DT	55	VAL	8.9

Continued on next page...

Continued from previous page...

Mol	Chain	Res	Type	RSRZ
19	CS	23	GLU	8.9
30	BI	1	ALA	8.9
42	DU	70	ALA	8.8
42	DU	76	THR	8.8
10	CJ	72	ARG	8.8
30	DI	2	LYS	8.8
29	BH	117	LEU	8.7
30	DI	95	ASP	8.7
29	BH	145	ASN	8.7
19	CS	28	LYS	8.6
42	DU	75	ALA	8.6
30	DI	56	VAL	8.5
29	DH	88	GLY	8.5
10	CJ	8	ILE	8.4
29	BH	85	GLY	8.2
30	BI	66	PHE	8.2
30	DI	72	THR	8.2
9	CI	127	SER	8.2
19	CS	60	PHE	8.2
41	DT	60	THR	8.2
26	DE	175	ILE	8.2
29	BH	128	HIS	8.2
29	DH	87	GLU	8.1
29	DH	86	ASP	8.1
22	BA	2147	A	8.1
41	DT	43	ILE	8.1
29	BH	81	ALA	8.1
58	DF	10	GLU	8.0
29	BH	124	THR	8.0
30	BI	68	PHE	8.0
30	BI	78	LEU	8.0
42	DU	86	PHE	7.9
22	BA	2146	C	7.9
30	BI	13	ALA	7.9
9	AI	42	THR	7.9
54	CG	72	VAL	7.8
53	CA	209	U	7.8
30	DI	12	VAL	7.8
29	BH	126	GLY	7.8
9	CI	56	MET	7.8
30	DI	55	PRO	7.8
55	CM	108	ARG	7.8

Continued on next page...

Continued from previous page...

Mol	Chain	Res	Type	RSRZ
29	DH	121	VAL	7.7
30	BI	3	LYS	7.7
22	DA	613	A	7.7
53	CA	461	A	7.6
10	CJ	6	ILE	7.6
10	CJ	75	ASP	7.6
10	CJ	34	ALA	7.5
4	AD	35	GLN	7.5
29	BH	87	GLU	7.5
30	DI	17	ALA	7.5
26	DE	187	VAL	7.5
19	CS	38	THR	7.5
30	BI	139	VAL	7.5
30	DI	33	ASN	7.5
30	DI	98	GLY	7.5
30	BI	141	ASP	7.4
44	DW	29	SER	7.4
54	CG	74	VAL	7.4
43	DV	35	GLU	7.4
53	CA	1224	U	7.4
40	DS	26	GLY	7.4
37	DP	109	ILE	7.4
29	BH	74	ALA	7.4
42	DU	31	GLY	7.4
55	CM	94	LEU	7.4
19	CS	26	ASP	7.3
29	DH	125	THR	7.3
12	AL	123	ALA	7.3
29	BH	91	PHE	7.3
10	AJ	102	LEU	7.3
30	DI	66	PHE	7.2
30	BI	47	SER	7.2
58	DF	115	GLY	7.2
55	CM	37	GLY	7.2
29	BH	88	GLY	7.2
54	CG	151	ALA	7.2
49	D1	35	LEU	7.2
49	D1	52	LYS	7.2
29	DH	120	GLY	7.2
19	CS	39	ILE	7.1
29	DH	143	ILE	7.1
28	DG	83	THR	7.1

Continued on next page...

Continued from previous page...

Mol	Chain	Res	Type	RSRZ
30	DI	58	ILE	7.1
30	DI	97	VAL	7.1
53	CA	210	C	7.1
46	DY	35	GLY	7.1
16	AP	80	LYS	7.0
55	CM	46	GLU	7.0
39	DR	103	ALA	7.0
30	BI	46	ASP	7.0
46	DY	62	GLY	7.0
19	CS	58	PRO	7.0
42	DU	4	ILE	7.0
19	CS	25	GLY	7.0
32	DK	89	ASN	7.0
58	DF	141	ASP	7.0
41	DT	15	HIS	7.0
9	AI	89	TYR	6.9
58	DF	171	ALA	6.9
52	D4	38	GLY	6.9
42	DU	69	VAL	6.9
30	DI	57	VAL	6.9
51	D3	13	PHE	6.9
42	DU	35	VAL	6.9
29	BH	149	GLU	6.8
42	DU	37	GLY	6.8
9	CI	57	VAL	6.8
29	BH	121	VAL	6.8
29	BH	125	THR	6.8
22	BA	138	U	6.8
10	CJ	12	ALA	6.8
2	CB	147	LEU	6.7
22	BA	2143	C	6.7
30	BI	12	VAL	6.7
54	CG	55	LYS	6.7
40	DS	47	VAL	6.7
12	CL	123	ALA	6.7
44	DW	34	SER	6.7
14	CN	19	TYR	6.7
41	DT	42	GLU	6.6
54	CG	8	GLN	6.6
55	CM	111	PRO	6.6
30	DI	3	LYS	6.6
54	CG	7	GLY	6.6

Continued on next page...

Continued from previous page...

Mol	Chain	Res	Type	RSRZ
30	DI	119	ALA	6.5
55	CM	98	GLY	6.5
10	CJ	91	ASP	6.5
42	DU	85	ARG	6.5
30	DI	43	ALA	6.5
41	DT	59	ASN	6.4
21	CU	8	ASN	6.4
30	DI	75	ALA	6.4
30	BI	99	LYS	6.4
30	DI	22	PRO	6.4
14	CN	34	ASN	6.4
40	DS	110	ARG	6.4
30	DI	18	ASN	6.4
52	D4	1	MET	6.4
7	AG	80	GLY	6.4
28	DG	7	PRO	6.3
29	BH	148	ALA	6.3
17	CQ	7	LEU	6.3
21	AU	3	ILE	6.3
10	CJ	80	THR	6.3
10	CJ	76	ILE	6.3
26	DE	24	ASN	6.3
19	CS	59	VAL	6.3
30	DI	21	PRO	6.3
30	DI	81	LYS	6.3
19	CS	47	THR	6.3
29	DH	95	GLY	6.3
26	DE	157	LEU	6.3
30	DI	4	VAL	6.3
55	CM	97	ARG	6.2
22	DA	2157	G	6.2
42	DU	5	ARG	6.2
44	DW	71	LYS	6.2
42	DU	77	GLY	6.2
58	DF	39	VAL	6.2
30	DI	139	VAL	6.2
46	DY	36	GLN	6.2
29	BH	116	ARG	6.2
26	DE	119	ILE	6.2
29	BH	146	VAL	6.2
30	BI	138	VAL	6.2
39	DR	38	VAL	6.2

Continued on next page...

Continued from previous page...

Mol	Chain	Res	Type	RSRZ
39	DR	96	VAL	6.2
39	DR	26	ASP	6.2
22	DA	2799	A	6.1
55	CM	67	ASP	6.1
35	DN	63	ARG	6.1
2	AB	26	MET	6.1
30	DI	13	ALA	6.1
22	DA	1075	C	6.1
30	DI	16	MET	6.1
2	AB	29	PHE	6.1
28	DG	165	ASP	6.1
30	DI	138	VAL	6.1
40	DS	3	THR	6.1
29	DH	112	LYS	6.1
51	D3	21	PHE	6.0
30	DI	50	LYS	6.0
22	DA	1536	C	6.0
54	CG	54	GLY	6.0
26	DE	171	ASP	6.0
10	CJ	73	LEU	6.0
14	CN	32	ASP	6.0
22	BA	2180	U	6.0
10	CJ	7	ARG	6.0
29	DH	90	LEU	6.0
39	DR	34	GLU	5.9
54	CG	71	THR	5.9
30	BI	38	CYS	5.9
22	DA	345	A	5.9
10	CJ	74	VAL	5.9
22	DA	139	U	5.9
56	CP	47	GLU	5.9
30	DI	5	GLN	5.9
42	DU	11	ILE	5.9
43	DV	42	LEU	5.9
31	DJ	74	TYR	5.9
41	DT	3	ARG	5.9
48	D0	56	LYS	5.8
26	DE	172	ALA	5.8
30	BI	33	ASN	5.8
40	DS	34	ASP	5.8
42	DU	51	LEU	5.8
30	DI	140	GLU	5.8

Continued on next page...

Continued from previous page...

Mol	Chain	Res	Type	RSRZ
30	DI	120	ASP	5.8
3	CC	106	ARG	5.8
22	DA	1870	C	5.8
28	DG	61	TRP	5.8
10	CJ	10	LEU	5.8
44	DW	52	CYS	5.8
29	BH	144	VAL	5.8
30	BI	86	LYS	5.8
26	DE	121	VAL	5.8
16	AP	45	GLU	5.7
25	DD	91	THR	5.7
40	DS	5	ALA	5.7
30	BI	4	VAL	5.7
41	DT	2	ILE	5.7
29	DH	126	GLY	5.7
22	DA	1077	A	5.7
26	DE	201	ALA	5.7
46	DY	13	GLU	5.7
26	DE	193	VAL	5.7
38	DQ	90	ASP	5.7
30	BI	98	GLY	5.7
29	BH	147	VAL	5.7
39	DR	22	LEU	5.7
29	DH	133	GLN	5.7
30	DI	121	ILE	5.7
22	DA	1171	G	5.7
39	DR	6	GLN	5.7
30	BI	77	VAL	5.7
30	BI	16	MET	5.7
40	DS	48	LYS	5.7
58	DF	172	PHE	5.6
55	CM	70	ARG	5.6
41	DT	33	LYS	5.6
42	DU	17	ASP	5.6
29	DH	145	ASN	5.6
42	DU	12	VAL	5.6
54	CG	88	VAL	5.6
28	DG	55	ASP	5.6
40	DS	70	LYS	5.6
43	DV	69	GLU	5.6
19	CS	64	GLU	5.6
22	DA	1172	C	5.6

Continued on next page...

Continued from previous page...

Mol	Chain	Res	Type	RSRZ
30	DI	123	ALA	5.6
51	D3	23	HIS	5.6
2	CB	129	THR	5.6
52	D4	10	LEU	5.5
54	CG	17	PHE	5.5
35	DN	38	LEU	5.5
53	CA	1534	A	5.5
28	DG	140	ILE	5.5
39	DR	51	VAL	5.5
52	D4	35	GLN	5.5
30	DI	68	PHE	5.5
22	DA	1535	A	5.5
39	DR	43	ASN	5.5
39	DR	27	ILE	5.5
21	AU	4	LYS	5.5
54	CG	61	PHE	5.5
10	CJ	11	LYS	5.5
22	DA	1078	U	5.5
34	DM	136	MET	5.5
43	DV	5	ASN	5.5
58	DF	105	ILE	5.5
38	DQ	86	SER	5.4
29	BH	73	ASN	5.4
2	AB	220	VAL	5.4
1	AA	86	G	5.4
14	CN	26	LEU	5.4
46	DY	24	GLU	5.4
29	BH	82	SER	5.4
42	DU	72	PHE	5.4
39	DR	20	VAL	5.4
36	DO	61	GLN	5.4
51	D3	22	LYS	5.4
41	DT	35	ALA	5.3
22	BA	2138	G	5.3
26	DE	190	ALA	5.3
54	CG	90	VAL	5.3
58	DF	83	PRO	5.3
19	CS	63	ASP	5.3
54	CG	75	LYS	5.3
58	DF	110	ILE	5.3
36	DO	60	GLU	5.3
54	CG	82	SER	5.3

Continued on next page...

Continued from previous page...

Mol	Chain	Res	Type	RSRZ
30	DI	103	ALA	5.3
30	DI	30	GLN	5.2
3	AC	80	GLY	5.2
42	DU	30	SER	5.2
43	DV	94	ALA	5.2
29	BH	119	ASN	5.2
41	DT	34	VAL	5.2
42	DU	50	ALA	5.2
58	DF	153	ILE	5.2
30	BI	132	ALA	5.2
42	DU	80	ASP	5.2
52	D4	25	VAL	5.2
26	DE	180	LEU	5.2
55	CM	87	GLY	5.2
2	AB	66	ILE	5.2
38	DQ	82	LEU	5.2
29	DH	118	PRO	5.2
42	DU	74	ALA	5.2
42	DU	2	ALA	5.2
55	CM	63	VAL	5.2
39	DR	25	LEU	5.2
14	CN	52	ARG	5.2
32	DK	110	GLU	5.1
33	DL	5	THR	5.1
36	DO	65	THR	5.1
20	CT	2	ASN	5.1
26	DE	25	GLU	5.1
30	BI	65	SER	5.1
22	DA	1173	U	5.1
39	DR	52	PRO	5.1
49	D1	49	LYS	5.1
52	D4	33	HIS	5.1
30	DI	48	ILE	5.1
21	AU	51	ALA	5.1
14	AN	51	PRO	5.1
54	CG	73	GLU	5.1
35	DN	98	LEU	5.1
47	DZ	33	HIS	5.1
4	AD	26	ALA	5.1
42	DU	78	LYS	5.1
29	BH	113	SER	5.1
16	AP	82	ALA	5.1

Continued on next page...

Continued from previous page...

Mol	Chain	Res	Type	RSRZ
29	DH	142	VAL	5.1
44	DW	62	ALA	5.1
2	CB	165	ALA	5.1
2	AB	50	ASN	5.1
11	AK	49	SER	5.1
42	DU	97	SER	5.1
58	DF	155	ILE	5.0
30	DI	59	THR	5.0
36	DO	25	ARG	5.0
22	BA	2139	U	5.0
52	D4	9	LYS	5.0
29	DH	146	VAL	5.0
42	DU	9	GLU	5.0
54	CG	70	PRO	5.0
26	DE	122	GLU	5.0
40	DS	37	THR	5.0
30	DI	83	ALA	5.0
10	CJ	30	LYS	5.0
29	DH	122	LEU	5.0
20	CT	40	ALA	5.0
19	CS	36	ARG	5.0
20	CT	3	ILE	5.0
19	CS	66	VAL	5.0
39	DR	63	VAL	5.0
14	CN	22	LYS	4.9
43	DV	23	ALA	4.9
2	CB	128	LEU	4.9
18	AR	19	GLU	4.9
21	AU	22	CYS	4.9
2	CB	150	ILE	4.9
35	DN	70	THR	4.9
29	DH	82	SER	4.9
29	BH	134	VAL	4.9
30	BI	96	LYS	4.9
19	CS	65	MET	4.9
33	DL	83	ALA	4.9
39	DR	55	ASP	4.9
56	CP	57	ILE	4.9
55	CM	39	ALA	4.9
25	DD	97	SER	4.9
2	CB	17	HIS	4.9
1	AA	1030	U	4.9

Continued on next page...

Continued from previous page...

Mol	Chain	Res	Type	RSRZ
38	DQ	94	LEU	4.8
26	DE	103	GLY	4.8
40	DS	44	ALA	4.8
8	CH	1	SER	4.8
10	CJ	39	PRO	4.8
26	DE	164	LEU	4.8
9	CI	67	LYS	4.8
22	DA	1175	A	4.8
19	AS	23	GLU	4.8
48	D0	34	GLY	4.8
22	DA	2146	C	4.8
48	D0	36	LYS	4.8
19	AS	48	ILE	4.8
33	DL	101	ILE	4.8
41	DT	70	HIS	4.8
33	DL	89	VAL	4.8
58	DF	38	GLY	4.8
19	AS	38	THR	4.8
56	CP	39	PHE	4.8
54	CG	85	GLN	4.8
26	DE	147	LEU	4.8
58	DF	41	GLU	4.8
58	DF	9	ASP	4.7
2	CB	67	LEU	4.7
39	DR	88	GLY	4.7
2	AB	89	PHE	4.7
42	DU	34	ILE	4.7
38	DQ	28	SER	4.7
24	DC	109	LEU	4.7
10	AJ	35	GLN	4.7
19	CS	30	LEU	4.7
30	DI	46	ASP	4.7
22	BA	2110	G	4.7
38	DQ	1	ALA	4.7
10	CJ	37	ARG	4.7
19	CS	41	PRO	4.7
30	DI	62	ALA	4.7
22	DA	1066	U	4.7
19	CS	40	PHE	4.7
42	DU	40	LEU	4.7
30	DI	11	GLN	4.7
26	DE	173	THR	4.7

Continued on next page...

Continued from previous page...

Mol	Chain	Res	Type	RSRZ
58	DF	67	THR	4.7
22	BA	884	U	4.7
14	CN	1	ALA	4.7
21	AU	52	VAL	4.7
36	DO	27	VAL	4.7
30	DI	10	LEU	4.6
8	AH	129	ALA	4.6
42	DU	28	LEU	4.6
33	DL	122	VAL	4.6
41	DT	12	ARG	4.6
17	AQ	19	SER	4.6
19	CS	24	SER	4.6
58	DF	131	VAL	4.6
10	AJ	75	ASP	4.6
54	CG	65	LEU	4.6
54	CG	52	ARG	4.6
3	AC	79	LYS	4.6
9	CI	126	PHE	4.6
2	AB	87	ASP	4.6
41	DT	58	VAL	4.6
30	DI	25	PRO	4.6
44	DW	51	GLY	4.6
36	DO	87	ILE	4.6
25	DD	103	ASP	4.6
54	CG	146	ALA	4.6
31	DJ	128	ASN	4.6
55	CM	42	VAL	4.6
30	BI	10	LEU	4.5
2	AB	14	HIS	4.5
30	BI	37	PHE	4.5
30	BI	35	MET	4.5
30	BI	48	ILE	4.5
29	BH	71	LYS	4.5
28	DG	84	LYS	4.5
2	AB	186	VAL	4.5
32	DK	112	PHE	4.5
39	DR	46	GLU	4.5
2	AB	150	ILE	4.5
11	AK	41	LEU	4.5
58	DF	146	ASP	4.5
20	CT	33	LYS	4.5
40	DS	27	LYS	4.5

Continued on next page...

Continued from previous page...

Mol	Chain	Res	Type	RSRZ
10	CJ	66	GLU	4.5
29	BH	127	GLU	4.5
42	DU	19	GLY	4.5
9	AI	61	ASP	4.5
38	DQ	114	ALA	4.5
30	DI	41	PHE	4.5
19	CS	45	GLY	4.4
29	DH	106	ALA	4.4
29	DH	128	HIS	4.4
55	CM	61	LYS	4.4
30	DI	47	SER	4.4
30	DI	122	GLU	4.4
3	CC	154	GLY	4.4
22	DA	137	U	4.4
29	DH	141	LYS	4.4
42	DU	26	ASN	4.4
54	CG	147	ASN	4.4
30	DI	14	ALA	4.4
44	DW	70	VAL	4.4
30	BI	53	PRO	4.4
22	DA	546	U	4.4
14	CN	61	ASN	4.4
28	DG	19	ASN	4.4
2	AB	64	GLY	4.4
2	AB	51	GLU	4.4
21	CU	9	GLU	4.4
26	DE	28	VAL	4.4
42	DU	38	ILE	4.4
28	DG	57	TYR	4.4
30	BI	7	TYR	4.4
52	D4	20	ASP	4.4
58	DF	152	ASP	4.4
54	CG	44	SER	4.4
55	CM	62	PHE	4.4
29	BH	106	ALA	4.4
38	DQ	117	ALA	4.4
42	DU	1	ALA	4.4
42	DU	27	VAL	4.4
29	DH	73	ASN	4.4
26	DE	48	THR	4.4
2	AB	135	MET	4.4
43	DV	8	VAL	4.4

Continued on next page...

Continued from previous page...

Mol	Chain	Res	Type	RSRZ
30	DI	130	GLY	4.4
40	DS	1	MET	4.4
52	D4	8	LYS	4.4
29	DH	147	VAL	4.4
51	D3	19	GLY	4.4
26	DE	9	GLN	4.4
40	DS	43	ALA	4.4
25	DD	187	LEU	4.4
22	DA	228	C	4.3
40	DS	32	ALA	4.3
26	DE	188	MET	4.3
30	DI	20	SER	4.3
39	DR	7	SER	4.3
50	D2	33	ARG	4.3
27	BF	77	LYS	4.3
36	DO	95	SER	4.3
54	CG	78	ARG	4.3
22	DA	846	U	4.3
25	DD	27	ILE	4.3
42	DU	13	LEU	4.3
30	BI	114	ALA	4.3
6	CF	8	PHE	4.3
41	DT	16	VAL	4.3
14	CN	25	GLU	4.3
3	CC	42	LEU	4.3
43	DV	6	ALA	4.3
2	AB	45	THR	4.3
30	DI	27	LEU	4.3
7	AG	81	GLY	4.3
7	AG	79	VAL	4.3
14	CN	62	ARG	4.3
2	AB	33	ALA	4.3
30	DI	54	ILE	4.2
42	DU	71	ILE	4.2
2	CB	181	PRO	4.2
38	DQ	41	ALA	4.2
55	CM	82	LEU	4.2
56	CP	52	LEU	4.2
19	CS	22	VAL	4.2
44	DW	45	HIS	4.2
40	DS	2	GLU	4.2
29	BH	75	LEU	4.2

Continued on next page...

Continued from previous page...

Mol	Chain	Res	Type	RSRZ
39	DR	102	SER	4.2
44	DW	33	GLY	4.2
11	CK	104	PHE	4.2
21	AU	30	GLU	4.2
58	DF	96	TRP	4.2
33	DL	82	LEU	4.2
55	CM	28	ARG	4.2
58	DF	145	VAL	4.2
24	DC	240	GLY	4.2
58	DF	130	GLY	4.2
30	DI	45	THR	4.2
9	AI	50	PRO	4.2
55	CM	74	MET	4.2
26	DE	131	THR	4.2
41	DT	14	PRO	4.2
54	CG	67	ASN	4.2
2	AB	28	PRO	4.2
21	AU	31	VAL	4.2
26	DE	186	VAL	4.2
30	DI	63	ASP	4.2
58	DF	112	ASP	4.2
39	BR	50	GLY	4.2
42	DU	36	GLU	4.2
33	DL	4	ASN	4.2
52	D4	34	LYS	4.2
25	DD	73	VAL	4.2
30	DI	23	VAL	4.2
37	DP	110	LYS	4.2
26	DE	12	LEU	4.2
28	DG	32	LEU	4.2
29	BH	94	ILE	4.2
9	AI	88	GLU	4.2
41	DT	56	GLU	4.2
2	CB	106	VAL	4.2
24	BC	234	GLY	4.2
3	AC	65	VAL	4.2
9	CI	31	GLN	4.2
10	CJ	9	ARG	4.2
22	BA	1065	U	4.2
28	DG	147	LEU	4.2
41	DT	76	ARG	4.2
29	BH	130	VAL	4.1

Continued on next page...

Continued from previous page...

Mol	Chain	Res	Type	RSRZ
42	DU	24	VAL	4.1
29	DH	89	LYS	4.1
9	CI	15	ALA	4.1
11	CK	18	GLY	4.1
21	AU	53	LYS	4.1
44	DW	31	LEU	4.1
34	DM	56	ALA	4.1
22	DA	1537	G	4.1
40	DS	4	ILE	4.1
58	DF	44	ALA	4.1
2	CB	87	ASP	4.1
58	DF	168	LEU	4.1
24	BC	236	GLY	4.1
55	CM	54	THR	4.1
10	CJ	36	VAL	4.1
26	DE	32	VAL	4.1
26	DE	198	GLU	4.1
36	DO	64	TYR	4.1
10	CJ	100	ILE	4.1
38	DQ	97	ILE	4.1
28	DG	101	VAL	4.1
55	CM	38	ILE	4.1
29	BH	131	SER	4.1
17	AQ	6	THR	4.1
35	DN	75	ILE	4.1
26	DE	104	ALA	4.1
58	DF	75	GLY	4.1
2	AB	8	MET	4.1
31	DJ	98	GLU	4.1
31	DJ	118	MET	4.1
58	DF	170	ALA	4.1
30	DI	44	LYS	4.1
30	DI	32	VAL	4.1
22	BA	546	U	4.0
54	CG	149	ALA	4.0
28	DG	33	THR	4.0
42	DU	41	VAL	4.0
3	CC	91	ALA	4.0
30	BI	79	LEU	4.0
10	CJ	51	VAL	4.0
35	DN	113	ILE	4.0
45	DX	17	ARG	4.0

Continued on next page...

Continued from previous page...

Mol	Chain	Res	Type	RSRZ
28	DG	102	ILE	4.0
30	BI	80	LYS	4.0
28	DG	79	THR	4.0
48	D0	55	ALA	4.0
50	D2	34	ARG	4.0
2	CB	109	SER	4.0
19	AS	10	ILE	4.0
28	DG	82	PHE	4.0
39	DR	87	GLN	4.0
22	DA	136	G	4.0
42	DU	79	ALA	4.0
58	DF	142	TYR	4.0
29	BH	135	HIS	4.0
26	DE	126	VAL	4.0
58	DF	174	PHE	4.0
30	BI	95	ASP	4.0
30	DI	61	TYR	4.0
22	BA	2145	C	4.0
11	AK	81	LEU	4.0
26	DE	35	TYR	4.0
46	DY	31	GLN	4.0
2	CB	22	TRP	4.0
28	DG	104	LEU	4.0
3	AC	167	TYR	4.0
24	DC	26	GLY	4.0
21	CU	23	GLU	4.0
35	DN	114	GLU	3.9
19	AS	2	ARG	3.9
30	BI	40	ALA	3.9
54	CG	136	LYS	3.9
10	CJ	99	GLN	3.9
30	DI	42	ASN	3.9
35	DN	62	ASN	3.9
28	DG	131	VAL	3.9
41	DT	32	LEU	3.9
18	AR	73	HIS	3.9
22	DA	138	U	3.9
54	CG	77	ARG	3.9
10	CJ	49	PHE	3.9
36	DO	103	VAL	3.9
30	DI	94	LYS	3.9
52	D4	15	LYS	3.9

Continued on next page...

Continued from previous page...

Mol	Chain	Res	Type	RSRZ
55	CM	110	GLY	3.9
29	BH	70	GLU	3.9
25	DD	104	VAL	3.9
36	DO	56	LYS	3.9
41	DT	30	ILE	3.9
9	AI	91	GLU	3.9
38	DQ	111	LYS	3.9
47	DZ	1	ALA	3.9
2	CB	148	GLY	3.9
28	DG	85	LYS	3.9
54	CG	102	TRP	3.9
38	DQ	87	VAL	3.9
30	DI	24	GLY	3.9
30	BI	58	ILE	3.9
36	DO	19	GLN	3.9
42	DU	53	GLN	3.9
55	CM	8	ILE	3.9
24	DC	241	LYS	3.9
10	AJ	91	ASP	3.9
19	CS	37	SER	3.9
51	D3	20	GLY	3.9
26	DE	170	ARG	3.9
10	AJ	98	VAL	3.9
37	DP	42	PHE	3.9
2	CB	38	HIS	3.9
22	BA	139	U	3.9
22	DA	318	C	3.9
30	DI	109	ALA	3.9
36	DO	62	LEU	3.9
46	BY	63	ALA	3.9
54	CG	64	ALA	3.9
55	CM	31	ALA	3.9
2	CB	180	ILE	3.8
16	AP	47	GLU	3.8
18	AR	72	ARG	3.8
54	CG	53	SER	3.8
41	DT	81	LYS	3.8
58	DF	178	LYS	3.8
2	AB	192	PRO	3.8
13	AM	3	ILE	3.8
9	AI	31	GLN	3.8
29	DH	13	GLY	3.8

Continued on next page...

Continued from previous page...

Mol	Chain	Res	Type	RSRZ
41	DT	72	GLN	3.8
2	CB	144	GLU	3.8
7	AG	17	PHE	3.8
33	DL	92	LEU	3.8
58	DF	116	LEU	3.8
2	CB	124	THR	3.8
55	CM	45	SER	3.8
44	DW	35	ILE	3.8
51	D3	58	ILE	3.8
9	AI	128	LYS	3.8
33	DL	28	GLY	3.8
2	AB	38	HIS	3.8
44	DW	56	HIS	3.8
43	DV	56	PHE	3.8
7	AG	4	ARG	3.8
38	DQ	42	GLY	3.8
10	CJ	28	THR	3.8
42	DU	57	ILE	3.8
55	CM	96	VAL	3.8
54	CG	130	LYS	3.8
39	DR	45	GLU	3.8
17	CQ	6	THR	3.8
19	CS	12	LEU	3.8
53	CA	208	U	3.8
25	DD	14	ILE	3.8
9	AI	40	ARG	3.8
19	CS	70	LEU	3.8
21	AU	10	PRO	3.8
54	CG	76	SER	3.8
21	AU	23	GLU	3.8
14	CN	60	ARG	3.8
25	DD	185	ASN	3.8
39	DR	44	GLY	3.8
10	CJ	101	SER	3.8
16	AP	44	SER	3.8
28	DG	100	ASN	3.7
42	DU	48	VAL	3.7
42	DU	20	LYS	3.7
26	DE	128	ALA	3.7
28	DG	51	PHE	3.7
3	CC	143	LEU	3.7
28	DG	72	ASN	3.7

Continued on next page...

Continued from previous page...

Mol	Chain	Res	Type	RSRZ
58	DF	51	ASN	3.7
37	DP	111	GLU	3.7
3	CC	203	LYS	3.7
30	DI	96	LYS	3.7
25	DD	31	ALA	3.7
55	CM	57	ASP	3.7
33	DL	88	GLY	3.7
43	DV	74	ALA	3.7
8	CH	129	ALA	3.7
28	DG	166	GLU	3.7
51	D3	60	CYS	3.7
53	CA	1271	A	3.7
33	DL	30	THR	3.7
30	DI	31	GLY	3.7
52	D4	21	GLY	3.7
3	CC	41	TYR	3.7
10	CJ	77	VAL	3.7
33	DL	81	ASP	3.7
10	AJ	76	ILE	3.7
52	D4	36	ARG	3.7
58	DF	93	GLU	3.7
52	D4	24	ARG	3.7
9	CI	38	PHE	3.7
8	CH	58	LEU	3.7
32	DK	76	VAL	3.7
36	DO	57	ALA	3.7
40	DS	71	VAL	3.7
9	AI	129	ARG	3.7
2	AB	67	LEU	3.7
28	DG	164	ALA	3.7
34	DM	41	LEU	3.7
40	DS	52	GLU	3.7
31	DJ	92	MET	3.7
10	AJ	89	ARG	3.7
41	DT	36	LYS	3.7
2	CB	30	ILE	3.7
10	CJ	40	ILE	3.7
41	DT	79	ASP	3.7
58	DF	59	ILE	3.7
28	DG	129	GLU	3.7
38	DQ	7	VAL	3.7
10	CJ	41	PRO	3.7

Continued on next page...

Continued from previous page...

Mol	Chain	Res	Type	RSRZ
1	AA	88	U	3.7
2	CB	66	ILE	3.7
58	DF	43	ILE	3.7
54	CG	56	SER	3.7
9	CI	58	GLU	3.7
10	AJ	74	VAL	3.7
51	D3	59	ALA	3.7
2	AB	35	ASN	3.7
51	D3	1	PRO	3.7
24	BC	233	GLY	3.6
2	CB	190	SER	3.6
19	AS	15	LEU	3.6
9	CI	66	VAL	3.6
22	DA	2602	A	3.6
30	DI	69	VAL	3.6
55	CM	51	GLN	3.6
26	DE	148	ILE	3.6
29	BH	83	LYS	3.6
37	DP	37	LYS	3.6
39	DR	95	ASP	3.6
44	DW	63	ASP	3.6
29	BH	139	PHE	3.6
30	DI	19	PRO	3.6
29	BH	142	VAL	3.6
2	CB	75	ALA	3.6
3	CC	180	ASP	3.6
36	DO	37	ALA	3.6
22	DA	1094	U	3.6
43	DV	91	PHE	3.6
10	CJ	50	THR	3.6
34	DM	45	GLN	3.6
58	DF	94	ARG	3.6
32	DK	38	ILE	3.6
29	BH	120	GLY	3.6
3	CC	108	PRO	3.6
25	DD	25	THR	3.6
9	CI	128	LYS	3.6
35	DN	104	ALA	3.6
2	CB	191	ASP	3.6
30	DI	89	SER	3.6
44	BW	51	GLY	3.6
45	DX	14	GLY	3.6

Continued on next page...

Continued from previous page...

Mol	Chain	Res	Type	RSRZ
30	BI	133	ARG	3.6
8	CH	60	LEU	3.6
8	AH	1	SER	3.6
22	DA	1044	C	3.6
53	CA	1312	G	3.6
29	BH	77	THR	3.6
14	AN	29	ILE	3.6
30	BI	41	PHE	3.6
19	CS	11	ASP	3.6
30	BI	57	VAL	3.6
30	BI	29	GLN	3.6
9	CI	8	THR	3.6
26	DE	23	PHE	3.6
30	DI	64	ARG	3.6
30	DI	118	GLY	3.6
42	DU	87	GLU	3.6
55	CM	81	ASP	3.6
36	DO	5	SER	3.6
39	DR	36	ALA	3.6
11	CK	102	ALA	3.6
20	CT	67	HIS	3.6
29	DH	84	ALA	3.6
19	AS	12	LEU	3.5
56	CP	45	GLU	3.5
39	DR	75	VAL	3.5
51	D3	57	VAL	3.5
22	BA	2150	C	3.5
36	DO	93	ASP	3.5
26	DE	11	ALA	3.5
38	DQ	85	ALA	3.5
3	CC	194	VAL	3.5
20	CT	43	LYS	3.5
22	DA	2181	U	3.5
24	DC	238	ASN	3.5
44	DW	42	THR	3.5
47	DZ	9	THR	3.5
1	AA	87	C	3.5
13	AM	32	ILE	3.5
30	DI	38	CYS	3.5
11	CK	125	LYS	3.5
2	AB	73	ARG	3.5
30	DI	128	ILE	3.5

Continued on next page...

Continued from previous page...

Mol	Chain	Res	Type	RSRZ
36	DO	26	LEU	3.5
3	AC	99	GLN	3.5
14	CN	51	PRO	3.5
44	DW	58	LEU	3.5
58	DF	154	THR	3.5
28	BG	25	ILE	3.5
30	DI	91	LYS	3.5
54	CG	34	LYS	3.5
26	DE	55	SER	3.5
36	DO	52	SER	3.5
10	CJ	81	GLU	3.5
32	DK	60	ALA	3.5
49	D1	21	THR	3.5
20	CT	74	HIS	3.5
2	CB	103	TRP	3.5
8	CH	90	GLU	3.5
14	CN	11	LYS	3.5
20	CT	65	LEU	3.5
26	DE	42	GLY	3.5
45	DX	16	ASN	3.5
35	DN	24	MET	3.5
30	BI	19	PRO	3.5
43	DV	59	GLU	3.5
52	D4	28	SER	3.5
29	DH	130	VAL	3.5
22	DA	1076	C	3.5
7	AG	61	PHE	3.5
25	DD	186	LEU	3.5
44	DW	19	ARG	3.5
3	AC	63	ILE	3.5
19	CS	48	ILE	3.5
28	DG	40	VAL	3.5
54	CG	106	ALA	3.5
51	D3	35	LYS	3.5
33	DL	125	LEU	3.5
17	CQ	77	VAL	3.5
24	DC	100	ARG	3.5
38	DQ	36	GLN	3.5
14	CN	78	LEU	3.5
21	AU	8	ASN	3.4
28	DG	18	ILE	3.4
2	CB	32	GLY	3.4

Continued on next page...

Continued from previous page...

Mol	Chain	Res	Type	RSRZ
55	CM	93	GLY	3.4
22	DA	2062	A	3.4
4	AD	27	ILE	3.4
28	DG	130	ILE	3.4
29	DH	129	GLU	3.4
49	D1	20	TYR	3.4
22	DA	1	G	3.4
2	CB	158	ASP	3.4
30	DI	137	LEU	3.4
49	D1	33	LEU	3.4
34	DM	103	TYR	3.4
3	AC	64	ARG	3.4
2	AB	74	ALA	3.4
10	CJ	63	ASP	3.4
26	DE	177	PRO	3.4
26	DE	178	VAL	3.4
38	DQ	38	VAL	3.4
51	D3	9	ALA	3.4
48	D0	22	THR	3.4
22	DA	914	G	3.4
22	DA	2142	A	3.4
42	DU	94	PHE	3.4
26	DE	41	GLN	3.4
55	CM	92	ARG	3.4
39	DR	54	VAL	3.4
9	CI	4	GLN	3.4
46	DY	49	ASP	3.4
55	CM	88	LEU	3.4
30	BI	60	VAL	3.4
30	DI	40	ALA	3.4
10	CJ	102	LEU	3.4
10	AJ	100	ILE	3.4
14	CN	23	ARG	3.4
19	CS	80	ARG	3.4
46	BY	7	ARG	3.4
49	D1	34	GLU	3.4
58	DF	163	GLU	3.4
1	AA	1534	A	3.4
2	AB	204	ASP	3.4
19	AS	43	MET	3.4
29	DH	42	LYS	3.4
30	DI	29	GLN	3.4

Continued on next page...

Continued from previous page...

Mol	Chain	Res	Type	RSRZ
19	CS	79	TYR	3.4
22	BA	885	C	3.4
22	DA	2104	C	3.4
11	AK	20	ALA	3.4
42	DU	42	LYS	3.4
51	D3	50	SER	3.4
38	DQ	81	GLY	3.4
40	DS	109	ASP	3.4
2	CB	21	TYR	3.4
9	AI	16	ALA	3.4
29	BH	129	GLU	3.4
30	DI	129	GLU	3.4
37	DP	30	TRP	3.4
30	DI	53	PRO	3.4
28	DG	113	ASP	3.4
31	DJ	136	GLN	3.4
38	DQ	22	GLY	3.4
9	CI	37	TYR	3.4
51	D3	5	THR	3.4
19	AS	30	LEU	3.4
55	CM	55	LEU	3.4
17	CQ	58	VAL	3.3
41	DT	65	GLY	3.3
14	CN	18	LYS	3.3
41	DT	26	LYS	3.3
36	DO	59	ALA	3.3
53	CA	81	A	3.3
58	DF	114	ARG	3.3
11	AK	18	GLY	3.3
26	DE	197	GLU	3.3
42	DU	98	ASN	3.3
14	CN	64	ARG	3.3
2	AB	195	VAL	3.3
39	DR	24	LYS	3.3
19	AS	46	LEU	3.3
48	D0	27	LEU	3.3
38	DQ	34	ALA	3.3
2	AB	27	LYS	3.3
24	DC	46	GLY	3.3
33	DL	143	GLU	3.3
9	AI	92	SER	3.3
26	DE	102	ARG	3.3

Continued on next page...

Continued from previous page...

Mol	Chain	Res	Type	RSRZ
12	CL	91	GLY	3.3
42	DU	64	ILE	3.3
30	BI	32	VAL	3.3
30	BI	5	GLN	3.3
2	CB	146	SER	3.3
36	DO	63	LYS	3.3
44	DW	60	ALA	3.3
30	BI	54	ILE	3.3
32	DK	103	VAL	3.3
19	AS	60	PHE	3.3
29	DH	79	THR	3.3
30	DI	37	PHE	3.3
30	DI	67	THR	3.3
35	DN	112	TYR	3.3
22	DA	790	U	3.3
27	BF	79	ARG	3.3
34	DM	110	GLU	3.3
41	DT	47	VAL	3.3
48	D0	45	ASP	3.3
40	DS	69	LEU	3.3
31	DJ	44	TYR	3.3
29	BH	78	VAL	3.3
22	DA	62	U	3.3
32	DK	37	ASP	3.3
36	DO	88	LYS	3.3
54	CG	19	SER	3.3
2	CB	140	LEU	3.3
26	DE	200	LEU	3.3
11	AK	29	THR	3.3
11	AK	36	ARG	3.3
40	BS	110	ARG	3.3
26	DE	98	LYS	3.3
44	DW	21	GLY	3.3
14	CN	53	ASP	3.3
22	DA	645	C	3.3
17	AQ	3	LYS	3.3
19	CS	27	LYS	3.3
29	DH	140	ALA	3.3
29	DH	144	VAL	3.3
40	DS	72	THR	3.3
43	DV	3	THR	3.3
58	DF	135	ILE	3.3

Continued on next page...

Continued from previous page...

Mol	Chain	Res	Type	RSRZ
22	BA	2885	G	3.2
2	CB	41	ASN	3.2
28	DG	56	GLY	3.2
41	DT	40	LYS	3.2
7	AG	45	ALA	3.2
21	AU	27	VAL	3.2
22	DA	2106	U	3.2
28	DG	110	HIS	3.2
52	D4	26	ILE	3.2
26	DE	143	LEU	3.2
41	DT	64	LYS	3.2
4	CD	27	ILE	3.2
19	AS	39	ILE	3.2
28	DG	58	ALA	3.2
41	DT	17	SER	3.2
22	BA	2149	U	3.2
25	DD	205	PRO	3.2
2	AB	52	ALA	3.2
2	CB	82	ALA	3.2
10	CJ	38	GLY	3.2
13	AM	4	ALA	3.2
19	CS	74	ALA	3.2
27	BF	105	ILE	3.2
36	DO	66	GLY	3.2
40	DS	105	VAL	3.2
38	DQ	53	LYS	3.2
54	CG	142	ARG	3.2
18	AR	63	TYR	3.2
25	DD	96	ILE	3.2
26	DE	90	GLN	3.2
30	DI	26	ALA	3.2
31	DJ	75	TYR	3.2
2	AB	9	LEU	3.2
20	CT	8	LYS	3.2
2	CB	29	PHE	3.2
4	AD	24	VAL	3.2
28	DG	95	ALA	3.2
30	DI	84	GLY	3.2
33	DL	87	GLY	3.2
41	DT	85	VAL	3.2
19	AS	63	ASP	3.2
28	DG	41	GLU	3.2

Continued on next page...

Continued from previous page...

Mol	Chain	Res	Type	RSRZ
30	DI	124	MET	3.2
44	DW	75	ASN	3.2
20	CT	66	ILE	3.2
26	DE	81	GLY	3.2
29	BH	138	VAL	3.2
29	DH	115	VAL	3.2
39	DR	94	THR	3.2
30	DI	79	LEU	3.2
45	DX	29	LEU	3.2
22	DA	1420	A	3.2
40	DS	108	SER	3.2
48	D0	33	SER	3.2
9	CI	129	ARG	3.2
19	CS	43	MET	3.2
35	DN	74	GLU	3.2
55	CM	109	LYS	3.2
22	DA	2307	G	3.2
29	DH	74	ALA	3.2
29	DH	85	GLY	3.2
39	DR	47	VAL	3.2
44	DW	50	VAL	3.2
30	BI	137	LEU	3.2
53	CA	202	G	3.2
58	DF	150	GLY	3.2
58	DF	158	THR	3.2
31	DJ	141	ASP	3.2
28	DG	1	SER	3.2
50	D2	35	ARG	3.2
7	AG	150	PHE	3.2
26	DE	26	ALA	3.2
37	DP	114	ASN	3.2
22	DA	931	U	3.2
30	DI	39	LYS	3.2
24	DC	99	GLU	3.2
53	CA	86	G	3.2
26	DE	146	VAL	3.2
22	BA	2155	U	3.2
54	CG	59	GLU	3.2
58	DF	34	THR	3.2
40	DS	67	ASP	3.2
25	DD	9	VAL	3.2
41	BT	70	HIS	3.2

Continued on next page...

Continued from previous page...

Mol	Chain	Res	Type	RSRZ
19	CS	75	PRO	3.2
22	BA	2148	G	3.2
41	DT	61	LEU	3.2
52	D4	31	PRO	3.2
9	CI	65	THR	3.1
12	CL	122	LYS	3.1
20	CT	63	LYS	3.1
34	DM	135	VAL	3.1
37	DP	32	VAL	3.1
30	BI	20	SER	3.1
30	DI	74	PRO	3.1
55	CM	112	ARG	3.1
52	B4	13	ASN	3.1
14	AN	30	ILE	3.1
22	DA	1211	C	3.1
52	D4	14	CYS	3.1
24	BC	235	GLU	3.1
7	AG	77	ARG	3.1
40	DS	8	ARG	3.1
51	D3	61	LEU	3.1
58	DF	53	ALA	3.1
39	DR	5	PHE	3.1
55	CM	78	ARG	3.1
7	AG	22	LEU	3.1
44	DW	6	GLY	3.1
35	DN	66	ALA	3.1
36	DO	24	THR	3.1
54	CG	66	GLU	3.1
13	AM	2	ARG	3.1
28	DG	87	GLN	3.1
10	CJ	92	LEU	3.1
21	AU	28	LEU	3.1
3	CC	166	TRP	3.1
39	DR	66	HIS	3.1
39	DR	11	GLN	3.1
11	AK	83	VAL	3.1
22	DA	2402	U	3.1
13	AM	83	GLY	3.1
19	CS	46	LEU	3.1
30	DI	65	SER	3.1
38	DQ	73	ILE	3.1
47	DZ	32	GLY	3.1

Continued on next page...

Continued from previous page...

Mol	Chain	Res	Type	RSRZ
22	DA	1252	G	3.1
39	DR	62	GLU	3.1
41	DT	69	ARG	3.1
33	DL	80	SER	3.1
44	DW	72	GLY	3.1
51	D3	51	LYS	3.1
22	BA	2153	C	3.1
29	DH	116	ARG	3.1
30	BI	75	ALA	3.1
30	BI	107	GLU	3.1
54	CG	144	ALA	3.1
19	CS	62	THR	3.1
2	CB	27	LYS	3.1
30	DI	52	LEU	3.1
35	DN	29	VAL	3.1
58	DF	148	VAL	3.1
9	AI	39	GLY	3.1
54	CG	131	GLY	3.1
10	CJ	27	GLU	3.1
11	CK	64	VAL	3.1
40	DS	16	LYS	3.1
30	BI	51	GLY	3.1
36	DO	16	ARG	3.1
19	AS	37	SER	3.1
36	DO	20	GLU	3.1
58	DF	37	MET	3.1
19	CS	68	HIS	3.1
9	CI	116	GLY	3.1
22	DA	316	C	3.1
14	CN	66	THR	3.1
52	D4	6	SER	3.1
9	CI	63	TYR	3.1
22	DA	1093	G	3.1
25	DD	200	ASP	3.1
22	DA	2145	C	3.0
41	DT	89	GLU	3.0
29	BH	64	ALA	3.0
38	DQ	67	ALA	3.0
10	CJ	5	ARG	3.0
19	AS	40	PHE	3.0
55	CM	91	ARG	3.0
41	DT	75	GLY	3.0

Continued on next page...

Continued from previous page...

Mol	Chain	Res	Type	RSRZ
14	CN	93	PRO	3.0
47	DZ	7	THR	3.0
11	CK	99	LEU	3.0
29	DH	113	SER	3.0
43	DV	38	LEU	3.0
50	D2	42	LEU	3.0
2	CB	110	ILE	3.0
58	DF	85	GLY	3.0
2	CB	117	GLU	3.0
22	DA	344	A	3.0
40	DS	6	LYS	3.0
29	DH	20	ASN	3.0
14	CN	40	ARG	3.0
25	DD	110	THR	3.0
27	BF	118	ALA	3.0
34	DM	24	THR	3.0
33	DL	68	SER	3.0
45	DX	1	SER	3.0
44	BW	40	ARG	3.0
53	CA	1441	A	3.0
13	AM	42	VAL	3.0
26	DE	120	VAL	3.0
28	DG	167	VAL	3.0
54	CG	48	THR	3.0
33	DL	144	GLU	3.0
44	DW	38	ARG	3.0
35	DN	28	LEU	3.0
22	DA	1095	A	3.0
44	DW	28	GLU	3.0
9	CI	30	ASN	3.0
19	CS	61	VAL	3.0
26	DE	118	LEU	3.0
32	DK	111	LYS	3.0
41	BT	1	MET	3.0
58	DF	20	ASN	3.0
10	CJ	78	GLU	3.0
35	DN	36	THR	3.0
54	CG	89	GLU	3.0
1	AA	412	A	3.0
36	DO	117	PHE	3.0
58	DF	35	LEU	3.0
21	AU	6	ARG	3.0

Continued on next page...

Continued from previous page...

Mol	Chain	Res	Type	RSRZ
7	AG	84	TYR	3.0
28	DG	52	GLY	3.0
28	DG	103	ASN	3.0
55	CM	76	ILE	3.0
19	CS	49	ALA	3.0
34	DM	80	VAL	3.0
35	DN	39	PRO	3.0
35	DN	96	ARG	3.0
39	DR	33	VAL	3.0
39	DR	58	VAL	3.0
4	AD	23	GLY	3.0
36	DO	40	ILE	3.0
36	DO	42	PRO	3.0
1	AA	85	U	3.0
14	AN	20	PHE	3.0
22	BA	2144	G	3.0
26	DE	5	LEU	3.0
26	DE	10	SER	3.0
2	AB	30	ILE	3.0
54	CG	43	TYR	3.0
56	CP	80	LYS	3.0
2	CB	115	ASP	3.0
26	DE	116	ASP	3.0
48	D0	37	HIS	3.0
21	AU	50	SER	3.0
26	DE	185	LYS	3.0
9	CI	5	TYR	3.0
21	AU	32	ARG	3.0
35	DN	21	PHE	3.0
58	DF	104	THR	3.0
43	DV	70	ILE	3.0
10	CJ	45	ARG	2.9
10	CJ	35	GLN	2.9
22	DA	1074	G	2.9
37	DP	11	GLN	2.9
53	CA	79	G	2.9
9	CI	82	ILE	2.9
22	DA	343	C	2.9
2	AB	42	LEU	2.9
2	AB	68	PHE	2.9
24	BC	239	PHE	2.9
53	CA	1031	C	2.9

Continued on next page...

Continued from previous page...

Mol	Chain	Res	Type	RSRZ
28	DG	132	LEU	2.9
42	DU	32	LYS	2.9
45	DX	61	LYS	2.9
58	DF	99	PHE	2.9
58	DF	173	ASP	2.9
11	CK	65	ALA	2.9
29	DH	27	ARG	2.9
40	DS	84	ARG	2.9
53	CA	1270	G	2.9
2	AB	44	LYS	2.9
35	DN	78	LYS	2.9
2	CB	79	VAL	2.9
2	CB	186	VAL	2.9
27	BF	112	ASP	2.9
28	DG	123	GLU	2.9
30	DI	49	GLU	2.9
53	CA	207	C	2.9
42	DU	73	ASN	2.9
2	AB	17	HIS	2.9
38	DQ	4	LYS	2.9
46	DY	37	LEU	2.9
22	DA	2107	G	2.9
46	DY	10	SER	2.9
54	CG	86	VAL	2.9
58	DF	128	SER	2.9
2	AB	193	ASP	2.9
10	AJ	8	ILE	2.9
53	CA	1209	C	2.9
17	CQ	22	VAL	2.9
19	AS	61	VAL	2.9
34	DM	36	VAL	2.9
43	DV	60	VAL	2.9
44	DW	73	PRO	2.9
22	DA	2585	U	2.9
24	DC	236	GLY	2.9
44	DW	39	GLN	2.9
31	DJ	101	ILE	2.9
40	DS	54	ALA	2.9
51	D3	10	ALA	2.9
4	AD	146	GLU	2.9
26	DE	4	VAL	2.9
44	BW	84	GLU	2.9

Continued on next page...

Continued from previous page...

Mol	Chain	Res	Type	RSRZ
10	CJ	82	LYS	2.9
30	BI	91	LYS	2.9
39	DR	60	LYS	2.9
30	BI	34	ILE	2.9
22	DA	101	A	2.9
35	DN	100	CYS	2.9
43	DV	57	TYR	2.9
2	CB	91	VAL	2.9
44	DW	69	GLU	2.9
22	DA	795	C	2.9
8	CH	74	ILE	2.9
29	BH	72	ILE	2.9
30	BI	30	GLN	2.9
30	DI	125	THR	2.9
48	D0	25	THR	2.9
30	BI	134	SER	2.9
11	AK	125	LYS	2.9
16	AP	19	VAL	2.9
21	AU	35	GLU	2.9
49	D1	46	VAL	2.9
55	CM	71	GLU	2.9
17	CQ	60	ILE	2.9
30	DI	76	ALA	2.9
35	DN	20	MET	2.9
14	CN	79	SER	2.9
17	CQ	5	ARG	2.9
24	BC	242	HIS	2.9
28	DG	31	GLU	2.9
54	CG	128	GLU	2.9
2	AB	200	PRO	2.9
2	CB	163	ILE	2.9
51	D3	55	GLY	2.9
13	AM	114	PRO	2.9
28	DG	125	PRO	2.9
35	DN	37	THR	2.9
35	DN	111	ALA	2.9
20	CT	42	ASP	2.9
22	DA	1731	G	2.9
36	DO	28	VAL	2.9
2	CB	199	ILE	2.9
35	DN	107	ASN	2.9
2	CB	153	MET	2.9

Continued on next page...

Continued from previous page...

Mol	Chain	Res	Type	RSRZ
51	D3	46	LYS	2.9
55	CM	95	PRO	2.9
5	AE	102	THR	2.9
26	DE	189	THR	2.9
21	AU	37	TYR	2.9
28	DG	161	VAL	2.9
28	DG	163	TYR	2.9
28	DG	160	GLY	2.9
25	DD	8	LYS	2.8
51	D3	14	LYS	2.8
28	DG	116	LEU	2.8
2	CB	188	THR	2.8
36	DO	46	GLU	2.8
5	CE	157	GLY	2.8
30	BI	87	SER	2.8
9	CI	64	ILE	2.8
11	CK	98	ALA	2.8
58	DF	108	PRO	2.8
58	DF	127	TYR	2.8
14	CN	3	GLN	2.8
35	DN	25	ALA	2.8
30	BI	42	ASN	2.8
29	DH	138	VAL	2.8
30	BI	22	PRO	2.8
53	CA	250	A	2.8
10	AJ	36	VAL	2.8
29	BH	112	LYS	2.8
19	CS	71	GLY	2.8
36	DO	12	THR	2.8
22	DA	1068	G	2.8
25	DD	90	PHE	2.8
26	DE	176	ASP	2.8
28	DG	106	LEU	2.8
58	DF	76	PHE	2.8
38	DQ	104	ALA	2.8
58	DF	22	ASN	2.8
10	CJ	22	THR	2.8
33	DL	121	THR	2.8
2	CB	33	ALA	2.8
2	CB	225	SER	2.8
19	AS	3	SER	2.8
40	DS	94	ASP	2.8

Continued on next page...

Continued from previous page...

Mol	Chain	Res	Type	RSRZ
58	DF	23	SER	2.8
29	DH	21	VAL	2.8
29	DH	94	ILE	2.8
41	DT	6	ARG	2.8
3	AC	169	GLU	2.8
49	D1	23	THR	2.8
2	AB	216	VAL	2.8
2	AB	199	ILE	2.8
2	AB	213	LEU	2.8
10	CJ	17	LEU	2.8
49	D1	36	LYS	2.8
43	DV	41	GLU	2.8
53	CA	1310	G	2.8
26	DE	45	ALA	2.8
2	AB	48	MET	2.8
40	DS	31	GLN	2.8
42	DU	82	VAL	2.8
31	DJ	142	ILE	2.8
40	DS	40	ASN	2.8
40	DS	49	LYS	2.8
54	CG	95	ARG	2.8
45	DX	32	LEU	2.8
8	AH	23	ALA	2.8
36	DO	51	ALA	2.8
38	DQ	88	GLU	2.8
25	DD	26	VAL	2.8
30	DI	8	VAL	2.8
22	BA	2136	G	2.8
58	DF	55	ASP	2.8
49	B1	52	LYS	2.8
2	CB	24	PRO	2.8
49	D1	43	ARG	2.8
58	DF	77	LYS	2.8
33	DL	24	GLY	2.8
2	CB	160	LEU	2.8
1	AA	844	G	2.8
54	CG	79	VAL	2.8
2	AB	19	THR	2.8
31	DJ	5	THR	2.8
32	DK	77	ILE	2.8
33	DL	107	PHE	2.8
44	DW	53	GLY	2.8

Continued on next page...

Continued from previous page...

Mol	Chain	Res	Type	RSRZ
30	DI	87	SER	2.8
49	D1	6	GLU	2.8
54	CG	145	GLU	2.8
29	BH	102	ALA	2.8
54	CG	9	ARG	2.8
1	AA	78	A	2.8
6	CF	62	MET	2.8
52	D4	37	GLN	2.8
19	AS	70	LEU	2.7
56	CP	50	THR	2.7
35	DN	56	LYS	2.7
24	DC	30	ALA	2.7
39	DR	3	ALA	2.7
14	CN	94	GLY	2.7
42	DU	56	GLY	2.7
58	DF	40	GLY	2.7
29	BH	76	GLU	2.7
32	DK	106	GLU	2.7
41	DT	25	GLU	2.7
28	DG	68	ARG	2.7
29	DH	40	THR	2.7
51	D3	63	TYR	2.7
33	DL	108	ALA	2.7
58	DF	120	SER	2.7
2	CB	39	ILE	2.7
32	DK	99	ILE	2.7
50	D2	18	PHE	2.7
55	CM	99	GLN	2.7
3	CC	85	LYS	2.7
27	BF	177	ARG	2.7
2	CB	61	SER	2.7
44	DW	78	PHE	2.7
7	AG	78	ARG	2.7
38	DQ	110	GLU	2.7
58	DF	56	LEU	2.7
58	DF	27	VAL	2.7
30	DI	82	ALA	2.7
38	DQ	64	ILE	2.7
40	DS	33	LEU	2.7
22	DA	1534	U	2.7
22	BA	277	G	2.7
26	DE	14	VAL	2.7

Continued on next page...

Continued from previous page...

Mol	Chain	Res	Type	RSRZ
44	DW	77	LYS	2.7
22	DA	1321	A	2.7
3	CC	179	ALA	2.7
9	AI	32	ARG	2.7
29	DH	148	ALA	2.7
51	D3	36	ALA	2.7
2	AB	134	LEU	2.7
19	AS	14	LEU	2.7
32	DK	104	THR	2.7
37	DP	39	LEU	2.7
58	DF	140	ILE	2.7
34	DM	27	SER	2.7
58	DF	117	SER	2.7
24	DC	45	ASN	2.7
32	DK	69	VAL	2.7
39	DR	61	ALA	2.7
40	DS	21	ALA	2.7
2	CB	126	ASP	2.7
19	AS	45	GLY	2.7
5	CE	158	LYS	2.7
22	DA	446	G	2.7
9	AI	47	VAL	2.7
31	DJ	17	VAL	2.7
9	CI	19	PHE	2.7
36	DO	50	ALA	2.7
2	AB	185	ILE	2.7
22	BA	613	A	2.7
26	DE	1	MET	2.7
36	DO	2	ASP	2.7
39	DR	48	LYS	2.7
41	DT	68	LYS	2.7
19	AS	32	THR	2.7
26	DE	13	THR	2.7
2	CB	214	GLY	2.7
3	CC	36	PHE	2.7
3	CC	57	GLU	2.7
12	CL	22	ALA	2.7
40	DS	51	LEU	2.7
22	DA	587	C	2.7
32	DK	113	MET	2.7
9	AI	106	ASP	2.7
26	DE	76	PRO	2.7

Continued on next page...

Continued from previous page...

Mol	Chain	Res	Type	RSRZ
27	BF	173	ASP	2.7
29	DH	98	ASP	2.7
40	DS	38	TYR	2.7
43	DV	68	LYS	2.7
34	DM	17	ASN	2.7
3	CC	35	ASP	2.7
22	DA	653	U	2.7
53	CA	1138	G	2.7
3	CC	86	LEU	2.6
26	DE	57	LYS	2.6
54	CG	132	THR	2.7
33	DL	31	GLY	2.6
40	DS	97	LEU	2.6
41	DT	54	GLU	2.6
44	DW	48	ALA	2.6
50	D2	36	ALA	2.6
56	CP	48	GLU	2.6
34	DM	60	GLN	2.6
36	DO	38	GLN	2.6
40	DS	20	VAL	2.6
41	DT	31	VAL	2.6
43	DV	64	VAL	2.6
22	DA	1065	U	2.6
2	AB	160	LEU	2.6
3	CC	155	ARG	2.6
10	CJ	52	LEU	2.6
28	DG	88	LEU	2.6
30	BI	111	THR	2.6
25	DD	202	ILE	2.6
27	BF	155	ILE	2.6
33	DL	16	GLY	2.6
37	BP	1	SER	2.6
28	DG	137	LYS	2.6
49	D1	37	LYS	2.6
58	DF	62	GLN	2.6
29	DH	117	LEU	2.6
14	CN	67	GLY	2.6
19	CS	67	GLY	2.6
22	DA	2797	U	2.6
30	DI	36	GLU	2.6
54	CG	69	ARG	2.6
58	DF	149	ARG	2.6

Continued on next page...

Continued from previous page...

Mol	Chain	Res	Type	RSRZ
55	CM	44	ILE	2.6
17	AQ	46	HIS	2.6
19	CS	16	LYS	2.6
24	BC	241	LYS	2.6
49	D1	29	LYS	2.6
26	DE	62	GLN	2.6
3	AC	42	LEU	2.6
3	CC	109	GLU	2.6
20	CT	78	LEU	2.6
22	DA	1276	A	2.6
24	DC	102	TYR	2.6
29	DH	81	ALA	2.6
55	CM	22	TYR	2.6
58	DF	156	THR	2.6
28	DG	75	VAL	2.6
52	D4	7	VAL	2.6
2	AB	41	ASN	2.6
51	D3	27	ASN	2.6
34	DM	99	GLY	2.6
52	D4	23	ILE	2.6
53	CA	958	A	2.6
55	CM	77	LYS	2.6
6	AF	62	MET	2.6
28	DG	9	VAL	2.6
30	DI	117	THR	2.6
24	DC	81	GLU	2.6
37	DP	96	LEU	2.6
41	DT	11	LEU	2.6
2	AB	214	GLY	2.6
34	DM	73	ILE	2.6
39	DR	101	ILE	2.6
55	CM	1	ALA	2.6
22	DA	1116	G	2.6
53	CA	954	G	2.6
27	BF	104	THR	2.6
31	DJ	78	THR	2.6
11	AK	99	LEU	2.6
39	DR	35	PHE	2.6
58	DF	31	GLU	2.6
2	CB	35	ASN	2.6
31	DJ	93	ILE	2.6
2	CB	34	ARG	2.6

Continued on next page...

Continued from previous page...

Mol	Chain	Res	Type	RSRZ
14	CN	100	TRP	2.6
21	AU	34	ARG	2.6
3	AC	205	GLU	2.6
9	CI	41	GLU	2.6
25	DD	38	LYS	2.6
26	DE	74	LYS	2.6
28	DG	86	LEU	2.6
1	AA	79	G	2.6
2	CB	118	THR	2.6
40	DS	46	LEU	2.6
58	DF	17	THR	2.6
36	DO	96	GLY	2.6
2	AB	152	ASP	2.6
25	DD	203	VAL	2.6
2	AB	131	LYS	2.6
11	CK	84	MET	2.6
31	DJ	105	VAL	2.6
31	DJ	139	VAL	2.6
10	AJ	90	LEU	2.6
44	BW	45	HIS	2.6
19	CS	10	ILE	2.6
21	AU	29	ALA	2.6
31	DJ	53	TYR	2.6
58	DF	7	TYR	2.6
22	DA	1532	A	2.6
2	CB	114	LYS	2.6
2	CB	193	ASP	2.6
3	AC	139	ASN	2.6
41	DT	82	LYS	2.6
53	CA	102	G	2.6
1	AA	1031	C	2.6
3	CC	195	ILE	2.6
43	DV	89	ILE	2.6
29	DH	83	LYS	2.6
36	DO	41	ALA	2.6
47	DZ	55	LYS	2.6
8	AH	120	LEU	2.6
22	BA	1175	A	2.6
22	DA	38	A	2.6
11	AK	52	ARG	2.6
22	DA	2141	G	2.6
31	DJ	38	GLY	2.6

Continued on next page...

Continued from previous page...

Mol	Chain	Res	Type	RSRZ
3	CC	52	SER	2.6
28	DG	168	VAL	2.6
19	CS	2	ARG	2.5
41	DT	1	MET	2.5
19	AS	44	ILE	2.5
31	DJ	111	LYS	2.5
54	CG	16	LYS	2.5
2	CB	159	ALA	2.5
8	CH	127	TYR	2.5
27	BF	114	ARG	2.5
44	DW	67	LYS	2.5
58	DF	2	LYS	2.5
9	AI	27	ILE	2.5
17	CQ	44	HIS	2.5
21	AU	5	VAL	2.5
25	DD	180	VAL	2.5
36	DO	77	ALA	2.5
41	BT	16	VAL	2.5
55	CM	36	ALA	2.5
11	AK	110	THR	2.5
24	DC	25	LYS	2.5
40	DS	12	SER	2.5
55	CM	113	LYS	2.5
2	CB	23	ASN	2.5
4	AD	28	ASP	2.5
10	CJ	60	ASP	2.5
22	BA	1078	U	2.5
20	CT	35	TYR	2.5
29	DH	19	VAL	2.5
46	DY	29	ARG	2.5
26	DE	183	PHE	2.5
40	DS	23	LEU	2.5
41	DT	93	LEU	2.5
28	DG	50	THR	2.5
42	DU	14	THR	2.5
2	CB	185	ILE	2.5
34	DM	46	ILE	2.5
11	CK	66	ALA	2.5
28	BG	16	VAL	2.5
54	CG	60	ALA	2.5
31	DJ	140	LEU	2.5
3	CC	121	SER	2.5

Continued on next page...

Continued from previous page...

Mol	Chain	Res	Type	RSRZ
6	CF	6	ILE	2.5
30	DI	85	ILE	2.5
10	CJ	29	ALA	2.5
21	AU	24	LYS	2.5
25	DD	173	GLN	2.5
35	DN	32	GLU	2.5
10	AJ	10	LEU	2.5
33	DL	34	GLY	2.5
30	DI	34	ILE	2.5
32	DK	39	ILE	2.5
42	DU	49	PRO	2.5
2	CB	127	LYS	2.5
16	AP	39	PHE	2.5
17	CQ	28	VAL	2.5
29	BH	5	LEU	2.5
29	BH	17	ASP	2.5
30	DI	60	VAL	2.5
29	DH	15	LEU	2.5
42	BU	52	ASN	2.5
2	CB	16	GLY	2.5
22	DA	932	U	2.5
37	DP	71	ARG	2.5
2	CB	172	ILE	2.5
20	AT	3	ILE	2.5
20	CT	56	ILE	2.5
24	DC	63	ILE	2.5
42	DU	25	LYS	2.5
58	DF	33	ILE	2.5
28	DG	8	VAL	2.5
43	DV	55	GLU	2.5
2	CB	164	ASP	2.5
40	DS	22	ASP	2.5
42	DU	93	ARG	2.5
45	DX	49	ARG	2.5
1	AA	209	U	2.5
22	DA	1043	C	2.5
46	DY	32	ALA	2.5
58	DF	74	ALA	2.5
38	DQ	31	TYR	2.5
39	DR	2	TYR	2.5
25	DD	6	GLY	2.5
43	DV	33	GLY	2.5

Continued on next page...

Continued from previous page...

Mol	Chain	Res	Type	RSRZ
1	AA	80	A	2.5
22	DA	290	U	2.5
39	DR	23	GLU	2.5
30	BI	105	LEU	2.5
44	DW	22	VAL	2.5
55	CM	47	LEU	2.5
58	DF	176	PHE	2.5
26	DE	49	ARG	2.5
6	AF	37	HIS	2.5
48	D0	26	SER	2.5
44	DW	41	GLY	2.5
25	DD	1	MET	2.5
3	CC	90	VAL	2.5
16	AP	22	ALA	2.5
28	DG	118	ALA	2.5
30	BI	83	ALA	2.5
22	BA	1072	C	2.5
22	DA	2313	C	2.5
29	DH	77	THR	2.5
45	DX	13	THR	2.5
50	D2	43	THR	2.5
58	DF	45	ASP	2.5
9	AI	3	ASN	2.5
17	AQ	45	VAL	2.5
21	CU	32	ARG	2.5
34	DM	40	ARG	2.5
42	DU	21	ARG	2.5
58	DF	79	ARG	2.5
28	DG	53	PRO	2.4
58	DF	175	PRO	2.4
22	DA	2903	U	2.4
22	DA	93	G	2.4
22	DA	1341	G	2.4
41	DT	71	GLY	2.4
53	CA	1309	G	2.4
1	AA	1493	A	2.4
9	AI	33	SER	2.4
39	DR	32	THR	2.4
26	DE	40	ARG	2.4
40	DS	103	ILE	2.4
55	CM	73	SER	2.4
2	CB	111	LYS	2.4

Continued on next page...

Continued from previous page...

Mol	Chain	Res	Type	RSRZ
30	BI	93	ASN	2.4
36	DO	67	ASN	2.4
58	DF	24	VAL	2.4
11	AK	42	GLY	2.4
58	DF	82	TYR	2.4
2	CB	213	LEU	2.4
25	DD	43	ASP	2.4
30	BI	97	VAL	2.4
49	D1	12	SER	2.4
40	DS	87	PRO	2.4
25	DD	56	LYS	2.4
27	BF	139	GLU	2.4
49	D1	32	LYS	2.4
2	AB	188	THR	2.4
11	AK	45	THR	2.4
37	DP	27	VAL	2.4
50	D2	4	THR	2.4
2	AB	80	LYS	2.4
3	CC	168	ARG	2.4
10	CJ	16	ARG	2.4
32	DK	32	TYR	2.4
34	DM	16	ARG	2.4
22	DA	1266	G	2.4
43	DV	84	PRO	2.4
53	CA	204	G	2.4
53	CA	1302	C	2.4
29	DH	78	VAL	2.4
34	DM	124	LEU	2.4
45	DX	46	VAL	2.4
2	AB	191	ASP	2.4
22	BA	2106	U	2.4
22	DA	92	U	2.4
30	DI	127	SER	2.4
30	DI	141	ASP	2.4
2	AB	151	LYS	2.4
25	DD	77	ARG	2.4
55	CM	30	LYS	2.4
2	CB	28	PRO	2.4
3	CC	205	GLU	2.4
9	CI	36	GLN	2.4
9	CI	109	GLN	2.4
32	DK	82	ASN	2.4

Continued on next page...

Continued from previous page...

Mol	Chain	Res	Type	RSRZ
17	CQ	32	ILE	2.4
28	DG	111	PRO	2.4
38	DQ	70	GLN	2.4
40	DS	24	ILE	2.4
41	DT	84	TYR	2.4
7	AG	58	LEU	2.4
22	DA	205	G	2.4
53	CA	94	G	2.4
3	CC	107	LYS	2.4
13	AM	86	ARG	2.4
58	DF	143	ASP	2.4
6	CF	39	LEU	2.4
33	DL	57	LEU	2.4
58	DF	86	CYS	2.4
20	CT	75	LYS	2.4
28	DG	94	ARG	2.4
31	DJ	96	ARG	2.4
36	DO	89	ASP	2.4
42	BU	1	ALA	2.4
44	DW	8	SER	2.4
44	DW	14	ASP	2.4
29	BH	99	ILE	2.4
2	CB	125	PHE	2.4
35	DN	102	PHE	2.4
52	D4	13	ASN	2.4
58	DF	98	PHE	2.4
11	AK	79	LYS	2.4
58	DF	109	ARG	2.4
2	CB	184	ALA	2.4
41	DT	37	ASP	2.4
54	CG	80	GLY	2.4
21	CU	34	ARG	2.4
22	BA	1171	G	2.4
9	CI	16	ALA	2.4
2	CB	183	PHE	2.4
9	AI	19	PHE	2.4
14	CN	15	LEU	2.4
43	DV	86	LEU	2.4
44	DW	61	LYS	2.4
34	DM	98	PRO	2.4
1	AA	1032	G	2.4
4	AD	21	LYS	2.4

Continued on next page...

Continued from previous page...

Mol	Chain	Res	Type	RSRZ
14	CN	21	ALA	2.4
22	DA	467	G	2.4
22	DA	1459	G	2.4
33	DL	106	GLU	2.4
9	CI	62	LEU	2.4
12	CL	80	LEU	2.4
29	DH	132	PHE	2.4
30	DI	78	LEU	2.4
39	DR	59	ILE	2.4
40	DS	17	VAL	2.4
2	CB	192	PRO	2.4
19	AS	29	PRO	2.4
7	AG	7	GLY	2.4
22	BA	2108	A	2.4
24	DC	47	ARG	2.4
25	DD	10	GLY	2.4
26	DE	44	ARG	2.4
27	BF	125	GLY	2.4
31	DJ	95	ARG	2.4
40	DS	28	LYS	2.4
14	CN	76	PHE	2.4
27	BF	78	ILE	2.4
49	D1	47	ILE	2.4
25	DD	29	VAL	2.4
50	D2	5	PHE	2.4
37	DP	40	GLN	2.4
56	CP	17	TYR	2.4
22	DA	2012	G	2.3
26	DE	179	SER	2.3
29	DH	104	THR	2.3
31	DJ	35	ARG	2.3
32	DK	16	ALA	2.3
32	DK	36	GLY	2.3
36	DO	70	ALA	2.3
21	AU	11	PHE	2.3
27	BF	76	PHE	2.3
44	DW	59	PHE	2.3
1	AA	1362	A	2.3
36	DO	55	GLU	2.3
42	DU	55	GLY	2.3
48	D0	32	THR	2.3
2	AB	23	ASN	2.3

Continued on next page...

Continued from previous page...

Mol	Chain	Res	Type	RSRZ
21	AU	49	ALA	2.3
49	D1	51	ALA	2.3
51	D3	3	ILE	2.3
22	BA	2105	U	2.3
9	AI	5	TYR	2.3
29	BH	18	GLN	2.3
38	DQ	21	LYS	2.3
9	CI	55	ASP	2.3
55	CM	80	MET	2.3
29	DH	70	GLU	2.3
33	DL	51	GLU	2.3
33	DL	26	GLY	2.3
46	DY	56	LEU	2.3
58	DF	118	ALA	2.3
9	AI	28	VAL	2.3
22	DA	469	G	2.3
29	DH	51	ARG	2.3
26	DE	199	MET	2.3
41	BT	24	MET	2.3
2	CB	15	PHE	2.3
2	CB	56	LEU	2.3
9	AI	82	ILE	2.3
11	AK	72	ALA	2.3
30	BI	103	ALA	2.3
30	BI	113	ALA	2.3
32	DK	109	SER	2.3
33	DL	77	ILE	2.3
38	BQ	86	SER	2.3
41	DT	49	LYS	2.3
56	CP	33	ILE	2.3
24	BC	237	ARG	2.3
28	DG	54	ARG	2.3
46	DY	20	ASN	2.3
32	DK	3	GLN	2.3
2	CB	135	MET	2.3
11	CK	75	GLU	2.3
26	DE	100	MET	2.3
3	AC	67	ILE	2.3
26	DE	87	ALA	2.3
32	DK	115	ILE	2.3
58	DF	54	ALA	2.3
38	DQ	99	VAL	2.3

Continued on next page...

Continued from previous page...

Mol	Chain	Res	Type	RSRZ
52	D4	12	ARG	2.3
58	DF	11	VAL	2.3
58	DF	66	ILE	2.3
9	CI	14	SER	2.3
44	DW	57	THR	2.3
31	DJ	47	HIS	2.3
53	CA	88	U	2.3
53	CA	121	U	2.3
2	AB	196	ASP	2.3
9	CI	107	ALA	2.3
14	AN	32	ASP	2.3
43	DV	43	ASP	2.3
34	DM	8	LYS	2.3
58	DF	36	ASN	2.3
2	AB	161	PHE	2.3
28	DG	99	GLY	2.3
58	DF	92	GLY	2.3
2	CB	216	VAL	2.3
3	AC	98	ALA	2.3
20	CT	71	ALA	2.3
52	D4	22	VAL	2.3
30	BI	21	PRO	2.3
3	CC	84	GLU	2.3
26	DE	17	THR	2.3
33	DL	58	TYR	2.3
39	DR	82	HIS	2.3
22	BA	2104	C	2.3
22	DA	2306	C	2.3
2	CB	90	PHE	2.3
22	DA	85	G	2.3
2	AB	37	VAL	2.3
9	AI	120	ALA	2.3
28	BG	23	ILE	2.3
22	DA	1169	A	2.3
22	DA	1254	A	2.3
22	BA	2181	U	2.3
22	BA	2402	U	2.3
31	DJ	19	ASP	2.3
2	CB	43	GLU	2.3
55	CM	48	SER	2.3
2	CB	48	MET	2.3
2	AB	159	ALA	2.3

Continued on next page...

Continued from previous page...

Mol	Chain	Res	Type	RSRZ
19	CS	57	VAL	2.3
21	AU	12	ASP	2.3
1	AA	81	A	2.3
2	AB	34	ARG	2.3
9	CI	123	ARG	2.3
14	CN	69	PRO	2.3
53	CA	1272	G	2.3
58	DF	50	ASP	2.3
14	AN	31	SER	2.3
24	DC	250	GLN	2.3
54	CG	51	GLN	2.3
2	AB	180	ILE	2.3
51	D3	26	ALA	2.3
30	BI	102	ARG	2.3
47	DZ	58	GLU	2.3
9	CI	106	ASP	2.3
14	CN	72	PHE	2.3
15	CO	86	LEU	2.3
16	AP	54	LEU	2.3
19	AS	73	PHE	2.3
22	DA	94	A	2.3
22	DA	748	G	2.3
30	DI	104	GLN	2.3
42	DU	92	VAL	2.3
5	AE	147	ASN	2.2
10	CJ	48	ARG	2.2
43	DV	28	ALA	2.2
29	BH	55	GLU	2.2
29	DH	149	GLU	2.2
43	DV	7	GLU	2.2
40	DS	65	ASP	2.2
28	BG	127	GLN	2.2
29	DH	12	LEU	2.2
54	CG	81	GLY	2.2
32	DK	67	LYS	2.2
37	DP	6	GLN	2.2
55	CM	68	LEU	2.2
7	AG	72	VAL	2.2
11	AK	128	VAL	2.2
39	DR	92	TRP	2.2
46	DY	7	ARG	2.2
1	AA	1441	A	2.2

Continued on next page...

Continued from previous page...

Mol	Chain	Res	Type	RSRZ
26	DE	54	GLY	2.2
27	BF	82	TYR	2.2
34	DM	72	PRO	2.2
24	DC	237	ARG	2.2
35	DN	110	MET	2.2
58	DF	16	MET	2.2
11	CK	20	ALA	2.2
24	DC	105	ALA	2.2
39	DR	31	GLU	2.2
30	BI	59	THR	2.2
21	AU	19	LYS	2.2
2	AB	84	LEU	2.2
22	DA	654	A	2.2
2	CB	157	PRO	2.2
3	CC	56	ILE	2.2
22	DA	315	G	2.2
22	DA	1311	G	2.2
27	BF	74	ALA	2.2
36	DO	113	ALA	2.2
49	D1	14	ALA	2.2
58	DF	164	GLU	2.2
31	DJ	123	LYS	2.2
53	CA	1314	C	2.2
26	DE	43	THR	2.2
13	AM	91	ARG	2.2
2	AB	187	ASP	2.2
22	DA	2147	A	2.2
53	CA	466	A	2.2
2	AB	65	LYS	2.2
28	DG	96	ALA	2.2
22	DA	578	G	2.2
22	DA	2140	G	2.2
40	DS	73	LYS	2.2
15	AO	16	ARG	2.2
22	DA	76	C	2.2
22	DA	589	U	2.2
22	DA	1278	C	2.2
25	DD	147	GLY	2.2
38	DQ	32	ARG	2.2
49	B1	3	GLY	2.2
8	CH	110	MET	2.2
19	CS	8	PRO	2.2

Continued on next page...

Continued from previous page...

Mol	Chain	Res	Type	RSRZ
34	DM	1	MET	2.2
37	DP	12	MET	2.2
51	D3	48	MET	2.2
26	DE	16	GLU	2.2
30	DI	114	ALA	2.2
32	DK	80	ASP	2.2
54	CG	15	PRO	2.2
9	CI	39	GLY	2.2
20	CT	41	GLY	2.2
45	DX	54	GLY	2.2
58	DF	49	LEU	2.2
22	DA	333	G	2.2
22	DA	1530	G	2.2
2	CB	72	LYS	2.2
45	DX	66	VAL	2.2
2	AB	18	GLN	2.2
19	CS	42	ASN	2.2
26	DE	140	ASP	2.2
30	BI	6	ALA	2.2
31	DJ	99	ARG	2.2
43	DV	45	ASP	2.2
45	DX	44	ARG	2.2
55	CM	84	CYS	2.2
13	AM	94	LEU	2.2
14	CN	71	GLY	2.2
27	BF	116	LEU	2.2
31	DJ	83	GLY	2.2
13	AM	113	LYS	2.2
19	AS	16	LYS	2.2
22	DA	586	A	2.2
22	DA	675	A	2.2
22	DA	2020	A	2.2
33	DL	141	LYS	2.2
40	DS	41	LYS	2.2
11	AK	32	THR	2.2
24	DC	245	THR	2.2
3	CC	7	ASN	2.2
27	BF	149	ARG	2.2
58	DF	1	ALA	2.2
58	DF	111	ARG	2.2
32	DK	73	ASP	2.2
42	DU	43	LYS	2.2

Continued on next page...

Continued from previous page...

Mol	Chain	Res	Type	RSRZ
21	CU	37	TYR	2.2
25	DD	37	VAL	2.2
31	DJ	55	ILE	2.2
39	DR	41	ILE	2.2
19	AS	31	ARG	2.2
22	DA	1614	A	2.2
22	DA	1745	A	2.2
33	DL	74	THR	2.2
48	D0	3	GLN	2.2
51	D3	39	ARG	2.2
52	D4	19	ARG	2.2
1	AA	121	U	2.2
2	CB	25	LYS	2.2
2	CB	81	ASP	2.2
9	CI	117	LEU	2.2
16	AP	16	PHE	2.2
29	BH	12	LEU	2.2
29	BH	47	PHE	2.2
39	DR	57	GLY	2.2
53	CA	963	G	2.2
14	CN	68	ARG	2.2
24	DC	179	GLU	2.2
34	DM	111	GLU	2.2
42	BU	87	GLU	2.2
40	DS	86	MET	2.2
41	DT	21	SER	2.2
55	CM	20	SER	2.2
11	CK	81	LEU	2.2
22	DA	466	A	2.2
25	DD	188	LEU	2.2
34	DM	31	PHE	2.2
39	DR	53	PHE	2.2
2	AB	46	VAL	2.2
3	CC	171	ARG	2.2
9	CI	29	ILE	2.2
21	AU	20	ARG	2.2
35	DN	69	ARG	2.2
38	DQ	103	VAL	2.2
40	DS	66	ILE	2.2
55	CM	89	ARG	2.2
22	DA	356	G	2.2
24	BC	250	GLN	2.2

Continued on next page...

Continued from previous page...

Mol	Chain	Res	Type	RSRZ
3	AC	177	LEU	2.2
9	CI	51	LEU	2.2
18	AR	26	ALA	2.2
30	BI	82	ALA	2.2
50	D2	6	GLN	2.2
37	DP	7	LEU	2.2
41	DT	39	THR	2.2
25	DD	32	ASN	2.2
22	DA	448	U	2.1
24	DC	48	ILE	2.2
53	CA	1257	A	2.1
2	CB	8	MET	2.1
28	DG	5	LYS	2.1
8	CH	44	PHE	2.1
22	DA	336	C	2.1
30	BI	27	LEU	2.1
37	DP	73	PHE	2.1
38	DQ	19	GLN	2.1
45	DX	21	LEU	2.1
2	AB	149	GLY	2.1
2	AB	224	ARG	2.1
19	CS	76	THR	2.1
26	DE	174	GLY	2.1
28	DG	162	ARG	2.1
49	D1	13	SER	2.1
9	AI	20	ILE	2.1
26	DE	184	ASP	2.1
30	BI	63	ASP	2.1
30	BI	122	GLU	2.1
42	DU	3	LYS	2.1
42	DU	23	LYS	2.1
48	D0	52	LYS	2.1
53	CA	85	U	2.1
53	CA	955	U	2.1
2	AB	128	LEU	2.1
22	DA	2033	A	2.1
10	CJ	21	ALA	2.1
11	CK	44	ALA	2.1
33	DL	18	ARG	2.1
47	DZ	28	LEU	2.1
2	CB	123	GLY	2.1
3	CC	197	VAL	2.1

Continued on next page...

Continued from previous page...

Mol	Chain	Res	Type	RSRZ
14	CN	49	THR	2.1
29	BH	109	GLU	2.1
33	DL	8	PRO	2.1
30	DI	80	LYS	2.1
34	DM	7	THR	2.1
39	DR	12	HIS	2.1
39	DR	29	THR	2.1
44	DW	36	ILE	2.1
55	CM	59	VAL	2.1
28	DG	44	HIS	2.1
8	CH	82	LEU	2.1
31	DJ	87	ALA	2.1
51	D3	54	LEU	2.1
2	CB	51	GLU	2.1
41	DT	66	LYS	2.1
50	D2	37	LYS	2.1
46	DY	34	SER	2.1
1	AA	841	C	2.1
45	DX	19	HIS	2.1
2	CB	152	ASP	2.1
25	DD	176	ASP	2.1
48	D0	5	ASN	2.1
21	AU	36	PHE	2.1
43	DV	93	ARG	2.1
2	AB	218	ALA	2.1
25	DD	125	TRP	2.1
3	AC	78	LYS	2.1
2	CB	198	VAL	2.1
8	CH	59	GLU	2.1
25	DD	5	VAL	2.1
28	DG	154	GLU	2.1
32	DK	2	ILE	2.1
35	DN	33	ILE	2.1
22	DA	1073	A	2.1
22	DA	1654	A	2.1
6	AF	97	THR	2.1
8	CH	48	PHE	2.1
8	CH	85	TYR	2.1
29	BH	25	TYR	2.1
54	CG	37	THR	2.1
30	BI	43	ALA	2.1
36	DO	107	ALA	2.1

Continued on next page...

Continued from previous page...

Mol	Chain	Res	Type	RSRZ
11	AK	33	ILE	2.1
16	AP	4	ILE	2.1
2	CB	200	PRO	2.1
14	CN	31	SER	2.1
31	DJ	4	PHE	2.1
45	DX	18	SER	2.1
17	AQ	7	LEU	2.1
20	CT	15	LYS	2.1
22	DA	1449	G	2.1
2	AB	81	ASP	2.1
46	DY	3	ALA	2.1
3	AC	150	VAL	2.1
17	CQ	59	GLU	2.1
19	AS	19	GLU	2.1
6	AF	36	ILE	2.1
24	DC	103	ILE	2.1
28	DG	42	VAL	2.1
10	AJ	49	PHE	2.1
19	AS	9	PHE	2.1
21	AU	40	PRO	2.1
24	DC	17	LYS	2.1
42	DU	16	LYS	2.1
56	CP	76	LYS	2.1
33	DL	99	ASN	2.1
33	DL	90	VAL	2.1
9	CI	27	ILE	2.1
22	BA	2142	A	2.1
40	DS	55	ILE	2.1
55	CM	32	ILE	2.1
22	DA	2143	C	2.1
22	DA	280	U	2.1
58	DF	15	LEU	2.1
7	AG	19	SER	2.1
15	CO	3	SER	2.1
3	CC	45	GLU	2.1
43	DV	62	THR	2.1
30	BI	112	LYS	2.1
44	DW	74	LYS	2.1
58	DF	119	LYS	2.1
8	AH	31	LEU	2.1
22	DA	1131	G	2.1
22	DA	2780	G	2.1

Continued on next page...

Continued from previous page...

Mol	Chain	Res	Type	RSRZ
49	D1	40	PRO	2.1
14	AN	33	VAL	2.1
27	BF	106	ALA	2.1
30	DI	88	GLY	2.1
51	D3	52	GLY	2.1
53	CA	950	U	2.1
58	DF	132	ARG	2.1
11	AK	109	ILE	2.1
12	CL	81	ILE	2.1
19	CS	78	THR	2.1
34	DM	96	ILE	2.1
35	DN	72	ASP	2.1
48	D0	43	THR	2.1
26	DE	60	TRP	2.1
29	BH	132	PHE	2.1
2	AB	99	MET	2.1
11	CK	42	GLY	2.1
28	DG	13	GLY	2.1
28	DG	45	ALA	2.1
42	DU	83	GLY	2.1
46	DY	59	GLU	2.1
22	DA	671	C	2.1
22	DA	1248	G	2.1
26	DE	149	ILE	2.1
2	AB	118	THR	2.1
9	CI	90	ASP	2.1
56	CP	3	THR	2.1
17	CQ	43	LEU	2.1
2	AB	208	ALA	2.1
19	CS	13	HIS	2.0
26	BE	201	ALA	2.1
30	BI	23	VAL	2.1
48	D0	29	VAL	2.1
22	BA	654	A	2.0
25	DD	145	SER	2.0
26	DE	93	SER	2.0
29	DH	2	GLN	2.0
30	BI	101	SER	2.0
30	BI	18	ASN	2.0
31	DJ	114	LEU	2.0
55	CM	107	THR	2.0
35	DN	49	GLU	2.0

Continued on next page...

Continued from previous page...

Mol	Chain	Res	Type	RSRZ
35	DN	82	GLU	2.0
3	AC	38	VAL	2.0
6	AF	66	ALA	2.0
27	BF	107	VAL	2.0
28	DG	155	PRO	2.0
30	DI	92	PRO	2.0
32	DK	1	MET	2.0
2	AB	206	ILE	2.0
30	BI	121	ILE	2.0
11	CK	63	GLN	2.0
3	CC	46	LEU	2.0
9	AI	62	LEU	2.0
39	DR	21	ARG	2.0
44	DW	44	PHE	2.0
22	DA	2058	A	2.0
22	DA	564	C	2.0
32	DK	90	ASN	2.0
53	CA	222	C	2.0
35	DN	48	VAL	2.0
37	DP	25	VAL	2.0
49	B1	42	VAL	2.0
3	AC	148	ILE	2.0
22	DA	295	G	2.0
30	BI	25	PRO	2.0
33	DL	142	ILE	2.0
41	DT	74	ILE	2.0
55	CM	4	ALA	2.0
3	CC	189	HIS	2.0
3	AC	114	LEU	2.0
8	AH	75	GLN	2.0
24	DC	152	GLN	2.0
26	DE	91	ASP	2.0
26	DE	125	SER	2.0
18	AR	22	TYR	2.0
36	DO	90	VAL	2.0
39	DR	19	THR	2.0
22	DA	574	A	2.0
45	DX	2	ARG	2.0
58	DF	52	ALA	2.0
45	DX	30	PRO	2.0
31	DJ	76	HIS	2.0
48	D0	41	HIS	2.0

Continued on next page...

Continued from previous page...

Mol	Chain	Res	Type	RSRZ
58	DF	68	LYS	2.0
36	DO	115	LEU	2.0
38	DQ	78	PHE	2.0
4	AD	178	GLU	2.0
9	AI	96	GLU	2.0
22	DA	289	G	2.0
22	DA	663	G	2.0
22	DA	1309	G	2.0
17	CQ	72	TRP	2.0
26	DE	80	SER	2.0
37	DP	34	GLY	2.0
3	AC	103	ALA	2.0
17	CQ	37	ILE	2.0
20	CT	83	ASN	2.0
31	DJ	54	ILE	2.0
34	DM	21	ALA	2.0
38	DQ	98	ALA	2.0
54	CG	148	LYS	2.0
29	DH	32	PRO	2.0
1	AA	461	A	2.0
22	DA	584	C	2.0
22	DA	1046	A	2.0
22	DA	1260	A	2.0
22	DA	2015	A	2.0
11	CK	43	TRP	2.0
33	DL	69	ARG	2.0
37	DP	102	ARG	2.0
45	DX	10	ARG	2.0
14	AN	19	TYR	2.0
10	CJ	83	THR	2.0
20	CT	46	ALA	2.0
31	DJ	117	ALA	2.0
39	DR	65	ALA	2.0
48	D0	54	ILE	2.0
16	AP	6	LEU	2.0
22	DA	1083	U	2.0
58	DF	169	LEU	2.0

6.2 Non-standard residues in protein, DNA, RNA chains ⓘ

There are no non-standard protein/DNA/RNA residues in this entry.

6.3 Carbohydrates ⓘ

There are no carbohydrates in this entry.

6.4 Ligands ⓘ

In the following table, the Atoms column lists the number of modelled atoms in the group and the number defined in the chemical component dictionary. LLDF column lists the quality of electron density of the group with respect to its neighbouring residues in protein, DNA or RNA chains. The B-factors column lists the minimum, median, 95th percentile and maximum values of B factors of atoms in the group. The column labelled 'Q< 0.9' lists the number of atoms with occupancy less than 0.9.

Mol	Type	Chain	Res	Atoms	RSCC	RSR	LLDF	B-factors(Å ²)	Q<0.9
59	MG	BA	3129	1/1	0.93	1.06	90.68	243,243,243,243	0
59	MG	DA	3079	1/1	0.66	0.89	26.10	200,200,200,200	0
59	MG	CA	1627	1/1	0.88	1.25	23.02	237,237,237,237	0
59	MG	DA	3108	1/1	0.81	0.67	19.34	212,212,212,212	0
59	MG	DA	3106	1/1	0.45	0.74	14.68	316,316,316,316	0
59	MG	CA	1612	1/1	0.82	0.41	14.59	113,113,113,113	0
59	MG	DA	3002	1/1	-0.04	0.63	14.20	225,225,225,225	0
59	MG	BA	3021	1/1	0.84	0.34	13.93	158,158,158,158	0
59	MG	BA	3122	1/1	0.94	0.71	11.38	155,155,155,155	0
59	MG	DA	3069	1/1	0.84	0.58	8.79	233,233,233,233	0
59	MG	CA	1639	1/1	0.92	0.22	7.06	161,161,161,161	0
59	MG	AA	1641	1/1	0.91	0.23	6.13	148,148,148,148	0
59	MG	BA	3134	1/1	0.93	0.36	5.99	196,196,196,196	0
59	MG	DA	3075	1/1	0.88	0.41	4.83	172,172,172,172	0
59	MG	BA	3106	1/1	0.96	0.22	4.71	5,5,5,5	0
59	MG	BA	3102	1/1	0.96	0.21	4.66	9,9,9,9	0
59	MG	CA	1636	1/1	0.87	0.30	4.32	119,119,119,119	0
59	MG	DA	3097	1/1	0.57	0.39	3.97	137,137,137,137	0
59	MG	BA	3099	1/1	0.99	0.20	3.84	8,8,8,8	0
59	MG	BA	3070	1/1	0.91	0.21	3.71	135,135,135,135	0
59	MG	BA	3013	1/1	0.98	0.19	3.60	1,1,1,1	0
59	MG	CA	1618	1/1	0.45	0.30	3.36	146,146,146,146	0
59	MG	BA	3081	1/1	0.94	0.18	3.07	92,92,92,92	0
59	MG	BA	3040	1/1	0.98	0.18	2.96	13,13,13,13	0
59	MG	DA	3100	1/1	0.88	0.33	2.83	105,105,105,105	0
59	MG	BA	3105	1/1	0.98	0.17	2.32	27,27,27,27	0
59	MG	BA	3095	1/1	0.95	0.19	2.21	117,117,117,117	0
59	MG	DA	3129	1/1	0.52	0.53	2.10	210,210,210,210	0
59	MG	CA	1624	1/1	0.97	0.27	2.06	128,128,128,128	0

Continued on next page...

Continued from previous page...

Mol	Type	Chain	Res	Atoms	RSCC	RSR	LLDF	B-factors(\AA^2)	Q<0.9
59	MG	BA	3037	1/1	0.95	0.17	1.67	24,24,24,24	0
59	MG	DA	3133	1/1	0.43	0.38	1.66	198,198,198,198	0
59	MG	AA	1631	1/1	0.94	0.17	1.54	168,168,168,168	0
59	MG	DC	301	1/1	0.79	0.25	1.36	155,155,155,155	0
59	MG	CA	1607	1/1	0.81	0.23	1.35	134,134,134,134	0
59	MG	BA	3062	1/1	0.95	0.18	1.32	5,5,5,5	0
60	TEL	BA	3135	58/58	0.97	0.22	1.26	0,23,68,74	0
59	MG	AA	1622	1/1	0.99	0.18	1.25	40,40,40,40	0
59	MG	CA	1616	1/1	0.82	0.39	0.94	203,203,203,203	0
59	MG	BA	3028	1/1	0.92	0.20	0.91	49,49,49,49	0
59	MG	CA	1630	1/1	0.94	0.27	0.65	126,126,126,126	0
59	MG	CA	1606	1/1	0.90	0.16	0.44	54,54,54,54	0
59	MG	DA	3050	1/1	0.72	0.28	0.44	160,160,160,160	0
59	MG	BA	3008	1/1	0.96	0.16	0.35	12,12,12,12	0
59	MG	DA	3128	1/1	0.86	0.31	0.22	116,116,116,116	0
59	MG	DA	3027	1/1	0.51	0.27	0.14	157,157,157,157	0
59	MG	DA	3083	1/1	0.63	0.29	0.03	204,204,204,204	0
59	MG	BA	3110	1/1	0.95	0.16	-0.01	89,89,89,89	0
59	MG	BA	3103	1/1	0.91	0.17	-0.18	21,21,21,21	0
59	MG	CA	1621	1/1	0.91	0.18	-0.38	50,50,50,50	0
59	MG	BA	3022	1/1	0.96	0.16	-0.54	5,5,5,5	0
59	MG	BA	3116	1/1	0.96	0.14	-0.54	71,71,71,71	0
59	MG	AA	1635	1/1	0.94	0.14	-0.59	73,73,73,73	0
59	MG	BA	3114	1/1	0.92	0.15	-0.67	8,8,8,8	0
59	MG	BA	3130	1/1	0.97	0.14	-0.69	108,108,108,108	0
59	MG	AA	1633	1/1	0.94	0.10	-0.80	62,62,62,62	0
59	MG	CA	1611	1/1	0.91	0.19	-0.83	111,111,111,111	0
59	MG	AA	1617	1/1	0.79	0.16	-0.86	147,147,147,147	0
59	MG	DA	3115	1/1	0.80	0.21	-0.90	126,126,126,126	0
59	MG	BA	3053	1/1	0.98	0.15	-0.92	6,6,6,6	0
59	MG	BA	3057	1/1	0.86	0.14	-0.92	147,147,147,147	0
59	MG	CA	1628	1/1	0.56	0.17	-1.01	165,165,165,165	0
59	MG	BA	3119	1/1	0.97	0.07	-1.04	47,47,47,47	0
59	MG	CA	1617	1/1	0.61	0.12	-1.06	214,214,214,214	0
59	MG	DA	3105	1/1	0.93	0.20	-1.07	61,61,61,61	0
59	MG	DA	3084	1/1	0.55	0.17	-1.07	201,201,201,201	0
59	MG	BA	3064	1/1	0.97	0.13	-1.10	5,5,5,5	0
59	MG	BA	3077	1/1	0.93	0.13	-1.26	38,38,38,38	0
59	MG	CA	1640	1/1	0.96	0.16	-1.30	80,80,80,80	0
59	MG	DA	3012	1/1	0.90	0.21	-1.42	41,41,41,41	0
59	MG	BA	3027	1/1	0.97	0.17	-1.56	119,119,119,119	0
59	MG	AA	1616	1/1	0.69	0.14	-1.66	106,106,106,106	0

Continued on next page...

Continued from previous page...

Mol	Type	Chain	Res	Atoms	RSCC	RSR	LLDF	B-factors(\AA^2)	Q<0.9
59	MG	DA	3095	1/1	0.83	0.19	-1.72	122,122,122,122	0
61	ZN	D4	101	1/1	0.77	0.10	-1.74	157,157,157,157	0
59	MG	AA	1629	1/1	0.59	0.11	-1.81	84,84,84,84	0
59	MG	AA	1604	1/1	0.95	0.09	-1.83	121,121,121,121	0
59	MG	DA	3044	1/1	0.73	0.17	-1.95	92,92,92,92	0
59	MG	DA	3072	1/1	0.78	0.16	-1.96	131,131,131,131	0
59	MG	DA	3025	1/1	0.96	0.18	-1.98	104,104,104,104	0
59	MG	DA	3048	1/1	0.80	0.15	-2.02	95,95,95,95	0
59	MG	DA	3103	1/1	0.90	0.17	-2.04	76,76,76,76	0
59	MG	DA	3037	1/1	0.79	0.11	-2.12	97,97,97,97	0
59	MG	BA	3017	1/1	0.95	0.11	-2.14	33,33,33,33	0
59	MG	DA	3024	1/1	0.58	0.20	-2.15	100,100,100,100	0
59	MG	DA	3104	1/1	0.78	0.16	-2.16	33,33,33,33	0
59	MG	DA	3068	1/1	0.92	0.16	-2.16	67,67,67,67	0
59	MG	DA	3112	1/1	0.92	0.14	-2.25	80,80,80,80	0
59	MG	AA	1643	1/1	0.96	0.12	-2.27	43,43,43,43	0
59	MG	CA	1641	1/1	0.95	0.12	-2.40	82,82,82,82	0
59	MG	BA	3112	1/1	0.98	0.09	-2.43	41,41,41,41	0
59	MG	BA	3049	1/1	0.96	0.13	-2.47	6,6,6,6	0
59	MG	AA	1609	1/1	0.95	0.12	-2.53	54,54,54,54	0
59	MG	CA	1613	1/1	0.70	0.15	-2.56	107,107,107,107	0
59	MG	DA	3131	1/1	0.93	0.17	-2.61	91,91,91,91	0
59	MG	BA	3132	1/1	0.95	0.13	-2.62	1,1,1,1	0
61	ZN	B4	101	1/1	0.96	0.07	-2.75	118,118,118,118	0
59	MG	BA	3118	1/1	0.93	0.14	-2.78	23,23,23,23	0
59	MG	DA	3061	1/1	0.89	0.12	-2.84	131,131,131,131	0
59	MG	DA	3065	1/1	0.93	0.18	-2.86	77,77,77,77	0
59	MG	DA	3017	1/1	0.82	0.13	-3.01	51,51,51,51	0
59	MG	DA	3052	1/1	0.92	0.12	-3.06	56,56,56,56	0
59	MG	DA	3051	1/1	0.87	0.15	-3.19	91,91,91,91	0
59	MG	AA	1634	1/1	0.97	0.08	-3.26	62,62,62,62	0
59	MG	DA	3124	1/1	0.83	0.18	-3.46	70,70,70,70	0
59	MG	AA	1606	1/1	0.96	0.08	-3.54	72,72,72,72	0
59	MG	BA	3128	1/1	0.98	0.12	-3.62	15,15,15,15	0
59	MG	BA	3127	1/1	0.94	0.14	-3.63	2,2,2,2	0
59	MG	CA	1609	1/1	0.97	0.12	-3.82	97,97,97,97	0
59	MG	DB	201	1/1	0.82	0.10	-4.22	88,88,88,88	0
59	MG	AA	1625	1/1	0.88	0.08	-4.30	64,64,64,64	0
59	MG	DA	3039	1/1	0.45	0.17	-4.34	79,79,79,79	0
59	MG	BA	3002	1/1	0.96	0.10	-4.40	85,85,85,85	0
59	MG	BA	3024	1/1	0.94	0.12	-4.51	18,18,18,18	0
59	MG	BA	3050	1/1	0.98	0.09	-4.62	33,33,33,33	0

Continued on next page...

Continued from previous page...

Mol	Type	Chain	Res	Atoms	RSCC	RSR	LLDF	B-factors(\AA^2)	Q<0.9
59	MG	BB	202	1/1	0.90	0.06	-4.74	64,64,64,64	0
59	MG	AA	1613	1/1	0.95	0.08	-4.76	50,50,50,50	0
59	MG	AA	1611	1/1	0.98	0.07	-5.04	60,60,60,60	0
59	MG	BA	3005	1/1	0.90	0.11	-5.07	75,75,75,75	0
59	MG	BA	3058	1/1	0.97	0.04	-5.48	47,47,47,47	0
59	MG	DA	3066	1/1	0.96	0.14	-5.50	61,61,61,61	0
59	MG	BA	3023	1/1	0.92	0.10	-5.51	16,16,16,16	0
59	MG	BA	3067	1/1	0.93	0.12	-5.83	17,17,17,17	0
59	MG	CA	1638	1/1	0.90	0.09	-5.99	141,141,141,141	0
59	MG	BA	3108	1/1	0.92	0.09	-6.07	83,83,83,83	0
59	MG	DA	3023	1/1	0.92	0.14	-6.17	111,111,111,111	0
59	MG	BA	3012	1/1	0.97	0.13	-6.67	1,1,1,1	0
59	MG	BA	3016	1/1	0.96	0.09	-6.99	4,4,4,4	0
59	MG	BA	3046	1/1	0.95	0.08	-7.01	12,12,12,12	0
59	MG	DA	3101	1/1	0.94	0.13	-7.20	75,75,75,75	0
59	MG	DA	3055	1/1	0.85	0.11	-7.68	72,72,72,72	0
59	MG	CA	1604	1/1	0.95	0.05	-8.16	57,57,57,57	0
59	MG	AA	1607	1/1	0.91	0.07	-8.24	105,105,105,105	0
59	MG	BA	3094	1/1	0.98	0.06	-24.73	22,22,22,22	0
59	MG	CA	1635	1/1	0.84	0.14	-	201,201,201,201	0
59	MG	DA	3126	1/1	0.67	0.25	-	112,112,112,112	0
59	MG	BA	3125	1/1	0.99	0.14	-	16,16,16,16	0
59	MG	BA	3097	1/1	0.95	0.10	-	33,33,33,33	0
59	MG	BA	3026	1/1	0.97	0.08	-	32,32,32,32	0
59	MG	DA	3028	1/1	0.54	0.63	-	222,222,222,222	0
59	MG	DA	3049	1/1	0.58	0.63	-	192,192,192,192	0
59	MG	DA	3040	1/1	0.77	0.15	-	65,65,65,65	0
59	MG	BB	203	1/1	0.94	0.11	-	34,34,34,34	0
59	MG	DA	3009	1/1	0.91	0.14	-	100,100,100,100	0
59	MG	DA	3007	1/1	0.56	0.62	-	248,248,248,248	0
59	MG	DA	3019	1/1	0.61	0.18	-	192,192,192,192	0
59	MG	AA	1626	1/1	0.79	0.10	-	52,52,52,52	0
59	MG	DA	3120	1/1	0.60	0.20	-	91,91,91,91	0
59	MG	BA	3107	1/1	0.97	0.16	-	12,12,12,12	0
59	MG	AA	1612	1/1	0.95	0.10	-	85,85,85,85	0
59	MG	DA	3086	1/1	0.73	0.39	-	84,84,84,84	0
59	MG	DA	3109	1/1	0.49	0.48	-	184,184,184,184	0
59	MG	DA	3026	1/1	0.63	0.91	-	258,258,258,258	0
59	MG	AA	1639	1/1	0.85	0.12	-	109,109,109,109	0
59	MG	AA	1620	1/1	0.92	0.10	-	126,126,126,126	0
59	MG	CA	1614	1/1	0.81	0.70	-	245,245,245,245	0
59	MG	DA	3029	1/1	0.91	0.94	-	142,142,142,142	0

Continued on next page...

Continued from previous page...

Mol	Type	Chain	Res	Atoms	RSCC	RSR	LLDF	B-factors(\AA^2)	Q<0.9
59	MG	CA	1631	1/1	0.89	0.10	-	160,160,160,160	0
59	MG	BA	3076	1/1	0.94	0.10	-	119,119,119,119	0
59	MG	BA	3123	1/1	0.98	0.14	-	11,11,11,11	0
59	MG	DA	3093	1/1	0.92	0.17	-	234,234,234,234	0
59	MG	DA	3114	1/1	0.92	0.10	-	147,147,147,147	0
59	MG	DA	3090	1/1	0.56	0.11	-	78,78,78,78	0
59	MG	BA	3104	1/1	0.98	0.16	-	13,13,13,13	0
59	MG	AA	1601	1/1	0.96	0.10	-	77,77,77,77	0
59	MG	CA	1610	1/1	0.72	0.06	-	151,151,151,151	0
59	MG	CA	1603	1/1	0.60	0.34	-	177,177,177,177	0
59	MG	DA	3013	1/1	0.83	0.38	-	189,189,189,189	0
59	MG	DA	3054	1/1	0.97	0.14	-	70,70,70,70	0
59	MG	BA	3101	1/1	0.95	0.09	-	18,18,18,18	0
59	MG	AA	1624	1/1	0.94	0.15	-	102,102,102,102	0
59	MG	AA	1608	1/1	0.98	0.22	-	47,47,47,47	0
59	MG	CA	1602	1/1	0.81	0.16	-	145,145,145,145	0
59	MG	BA	3087	1/1	0.98	0.12	-	36,36,36,36	0
59	MG	DA	3046	1/1	0.85	0.24	-	125,125,125,125	0
59	MG	BA	3115	1/1	0.92	0.10	-	7,7,7,7	0
59	MG	DA	3004	1/1	0.35	0.17	-	122,122,122,122	0
59	MG	DA	3021	1/1	0.78	0.15	-	83,83,83,83	0
59	MG	AA	1619	1/1	0.77	0.69	-	209,209,209,209	0
59	MG	AA	1632	1/1	0.96	0.07	-	90,90,90,90	0
59	MG	DA	3018	1/1	0.15	0.17	-	125,125,125,125	0
59	MG	BA	3031	1/1	0.90	0.11	-	26,26,26,26	0
59	MG	BA	3001	1/1	0.93	0.09	-	117,117,117,117	0
59	MG	BA	3124	1/1	0.95	0.14	-	33,33,33,33	0
59	MG	BA	3068	1/1	0.77	0.09	-	151,151,151,151	0
59	MG	DA	3058	1/1	0.71	0.32	-	202,202,202,202	0
59	MG	DA	3099	1/1	0.65	0.19	-	164,164,164,164	0
59	MG	AA	1621	1/1	0.91	0.17	-	143,143,143,143	0
59	MG	AA	1614	1/1	0.90	0.17	-	156,156,156,156	0
59	MG	DA	3102	1/1	0.71	0.21	-	87,87,87,87	0
59	MG	BA	3131	1/1	0.90	0.40	-	184,184,184,184	0
59	MG	DA	3001	1/1	0.66	0.09	-	149,149,149,149	0
59	MG	BA	3079	1/1	0.98	0.17	-	11,11,11,11	0
59	MG	BA	3093	1/1	0.98	0.07	-	35,35,35,35	0
59	MG	BA	3015	1/1	0.96	0.17	-	95,95,95,95	0
59	MG	DA	3094	1/1	0.84	0.26	-	134,134,134,134	0
59	MG	AA	1640	1/1	0.95	0.04	-	84,84,84,84	0
59	MG	BA	3113	1/1	0.96	0.09	-	138,138,138,138	0
59	MG	BA	3066	1/1	0.97	0.10	-	21,21,21,21	0

Continued on next page...

Continued from previous page...

Mol	Type	Chain	Res	Atoms	RSCC	RSR	LLDF	B-factors(\AA^2)	Q<0.9
59	MG	BA	3039	1/1	0.99	0.16	-	8,8,8,8	0
59	MG	AA	1623	1/1	0.82	0.12	-	89,89,89,89	0
59	MG	BA	3038	1/1	0.99	0.10	-	12,12,12,12	0
59	MG	DA	3056	1/1	0.77	0.18	-	72,72,72,72	0
59	MG	BA	3078	1/1	0.94	0.20	-	31,31,31,31	0
59	MG	BA	3109	1/1	0.96	0.16	-	112,112,112,112	0
59	MG	BA	3020	1/1	1.00	0.12	-	11,11,11,11	0
59	MG	BA	3084	1/1	0.98	0.16	-	3,3,3,3	0
59	MG	AA	1605	1/1	0.95	0.12	-	52,52,52,52	0
59	MG	DA	3063	1/1	0.37	2.20	-	213,213,213,213	0
59	MG	BA	3047	1/1	0.94	0.09	-	151,151,151,151	0
59	MG	BA	3100	1/1	0.98	0.13	-	85,85,85,85	0
59	MG	DA	3060	1/1	0.41	0.61	-	198,198,198,198	0
59	MG	AA	1602	1/1	0.85	0.12	-	152,152,152,152	0
59	MG	DA	3032	1/1	0.72	0.19	-	131,131,131,131	0
59	MG	BA	3063	1/1	0.95	0.13	-	12,12,12,12	0
59	MG	AA	1603	1/1	0.80	0.14	-	131,131,131,131	0
59	MG	AA	1638	1/1	0.84	0.17	-	47,47,47,47	0
59	MG	BA	3030	1/1	0.98	0.17	-	9,9,9,9	0
59	MG	CA	1622	1/1	0.93	0.13	-	190,190,190,190	0
59	MG	BA	3096	1/1	0.96	0.13	-	93,93,93,93	0
59	MG	AA	1628	1/1	0.90	0.35	-	136,136,136,136	0
59	MG	DA	3121	1/1	0.88	0.13	-	122,122,122,122	0
59	MG	DA	3057	1/1	0.89	0.55	-	185,185,185,185	0
59	MG	DA	3031	1/1	0.82	0.18	-	76,76,76,76	0
59	MG	BA	3121	1/1	0.94	0.13	-	35,35,35,35	0
59	MG	DA	3077	1/1	0.59	0.19	-	123,123,123,123	0
59	MG	DA	3003	1/1	0.65	0.81	-	229,229,229,229	0
59	MG	CA	1637	1/1	0.76	0.11	-	170,170,170,170	0
59	MG	DA	3092	1/1	0.25	0.25	-	119,119,119,119	0
59	MG	DA	3015	1/1	0.63	0.75	-	176,176,176,176	0
59	MG	BA	3059	1/1	0.88	0.33	-	129,129,129,129	0
59	MG	CA	1629	1/1	0.91	0.24	-	126,126,126,126	0
59	MG	BA	3011	1/1	0.96	0.21	-	126,126,126,126	0
59	MG	BA	3092	1/1	0.96	0.07	-	70,70,70,70	0
59	MG	DA	3005	1/1	-0.02	0.50	-	284,284,284,284	0
59	MG	DA	3033	1/1	0.77	0.32	-	132,132,132,132	0
59	MG	BA	3004	1/1	0.87	0.24	-	156,156,156,156	0
59	MG	DA	3082	1/1	0.67	0.19	-	132,132,132,132	0
59	MG	CA	1623	1/1	0.80	0.16	-	121,121,121,121	0
59	MG	DC	302	1/1	0.91	0.31	-	159,159,159,159	0
59	MG	DA	3118	1/1	0.85	0.10	-	59,59,59,59	0

Continued on next page...

Continued from previous page...

Mol	Type	Chain	Res	Atoms	RSCC	RSR	LLDF	B-factors(\AA^2)	Q<0.9
59	MG	DA	3064	1/1	0.66	0.66	-	280,280,280,280	0
59	MG	CA	1608	1/1	0.80	0.17	-	44,44,44,44	0
59	MG	BA	3010	1/1	0.92	0.07	-	17,17,17,17	0
59	MG	BA	3056	1/1	0.97	0.31	-	219,219,219,219	0
59	MG	DA	3070	1/1	0.85	0.13	-	60,60,60,60	0
59	MG	BA	3117	1/1	0.71	0.26	-	173,173,173,173	0
59	MG	DA	3080	1/1	0.91	0.11	-	152,152,152,152	0
59	MG	CA	1620	1/1	0.73	0.15	-	164,164,164,164	0
59	MG	DA	3010	1/1	0.63	0.57	-	195,195,195,195	0
59	MG	DA	3113	1/1	0.76	0.12	-	121,121,121,121	0
59	MG	DA	3132	1/1	0.62	0.88	-	185,185,185,185	0
59	MG	CA	1619	1/1	0.53	0.34	-	210,210,210,210	0
59	MG	CA	1605	1/1	0.98	0.14	-	32,32,32,32	0
59	MG	DA	3045	1/1	0.49	0.25	-	160,160,160,160	0
59	MG	BA	3042	1/1	0.99	0.11	-	16,16,16,16	0
59	MG	DA	3130	1/1	0.41	3.19	-	280,280,280,280	0
59	MG	BA	3044	1/1	0.99	0.06	-	43,43,43,43	0
59	MG	DA	3047	1/1	0.51	0.21	-	142,142,142,142	0
59	MG	BA	3075	1/1	0.97	0.06	-	26,26,26,26	0
59	MG	DA	3022	1/1	0.56	0.38	-	173,173,173,173	0
59	MG	BB	201	1/1	0.85	0.28	-	228,228,228,228	0
59	MG	AA	1636	1/1	0.94	0.32	-	199,199,199,199	0
59	MG	BA	3045	1/1	0.87	0.14	-	30,30,30,30	0
59	MG	BA	3098	1/1	0.97	0.13	-	26,26,26,26	0
59	MG	BA	3082	1/1	0.98	0.11	-	109,109,109,109	0
59	MG	BA	3036	1/1	0.95	0.34	-	187,187,187,187	0
59	MG	BA	3090	1/1	0.89	0.14	-	120,120,120,120	0
59	MG	DA	3034	1/1	0.95	0.17	-	78,78,78,78	0
59	MG	DA	3125	1/1	0.68	0.36	-	152,152,152,152	0
59	MG	DA	3008	1/1	0.74	0.17	-	112,112,112,112	0
59	MG	BA	3111	1/1	0.97	0.15	-	38,38,38,38	0
59	MG	DA	3071	1/1	0.75	0.18	-	74,74,74,74	0
59	MG	BA	3083	1/1	0.95	0.17	-	37,37,37,37	0
59	MG	BA	3065	1/1	0.97	0.11	-	20,20,20,20	0
59	MG	BA	3091	1/1	0.95	0.07	-	49,49,49,49	0
59	MG	CA	1634	1/1	0.95	0.09	-	74,74,74,74	0
59	MG	CA	1615	1/1	0.70	0.30	-	170,170,170,170	0
59	MG	DA	3085	1/1	0.89	0.44	-	132,132,132,132	0
59	MG	DA	3041	1/1	0.76	0.15	-	110,110,110,110	0
59	MG	DA	3016	1/1	0.07	1.15	-	214,214,214,214	0
59	MG	DA	3006	1/1	0.70	0.10	-	176,176,176,176	0
59	MG	DA	3111	1/1	0.35	0.19	-	179,179,179,179	0

Continued on next page...

Continued from previous page...

Mol	Type	Chain	Res	Atoms	RSCC	RSR	LLDF	B-factors(\AA^2)	Q<0.9
59	MG	BA	3048	1/1	0.95	0.17	-	101,101,101,101	0
59	MG	AA	1642	1/1	0.98	0.14	-	36,36,36,36	0
59	MG	BA	3080	1/1	0.98	0.04	-	26,26,26,26	0
59	MG	DA	3088	1/1	0.68	0.17	-	170,170,170,170	0
59	MG	DA	3042	1/1	0.87	0.19	-	99,99,99,99	0
59	MG	DA	3107	1/1	0.93	0.24	-	91,91,91,91	0
59	MG	BA	3025	1/1	0.89	0.56	-	165,165,165,165	0
59	MG	BA	3052	1/1	0.98	0.16	-	46,46,46,46	0
59	MG	BA	3089	1/1	0.84	0.13	-	95,95,95,95	0
59	MG	DA	3020	1/1	0.44	0.63	-	240,240,240,240	0
59	MG	DA	3059	1/1	0.76	0.39	-	197,197,197,197	0
59	MG	DA	3096	1/1	0.83	0.14	-	93,93,93,93	0
59	MG	BA	3086	1/1	0.95	0.12	-	134,134,134,134	0
59	MG	BA	3054	1/1	0.98	0.09	-	58,58,58,58	0
59	MG	DA	3116	1/1	0.76	0.12	-	54,54,54,54	0
59	MG	DA	3036	1/1	0.77	0.58	-	222,222,222,222	0
59	MG	DA	3089	1/1	0.71	0.18	-	100,100,100,100	0
59	MG	AA	1630	1/1	0.84	0.36	-	189,189,189,189	0
59	MG	DA	3110	1/1	0.47	0.38	-	146,146,146,146	0
59	MG	DA	3067	1/1	0.81	0.21	-	64,64,64,64	0
59	MG	CA	1626	1/1	0.80	0.39	-	196,196,196,196	0
59	MG	AA	1627	1/1	0.75	0.37	-	137,137,137,137	0
59	MG	AA	1618	1/1	0.94	0.18	-	87,87,87,87	0
59	MG	BA	3074	1/1	0.94	0.17	-	85,85,85,85	0
59	MG	BA	3073	1/1	0.94	0.17	-	17,17,17,17	0
59	MG	DA	3119	1/1	0.90	0.11	-	67,67,67,67	0
59	MG	BB	204	1/1	0.93	0.08	-	23,23,23,23	0
59	MG	BA	3034	1/1	0.91	0.28	-	197,197,197,197	0
59	MG	BA	3033	1/1	0.95	0.21	-	14,14,14,14	0
59	MG	BA	3014	1/1	0.98	0.21	-	44,44,44,44	0
59	MG	DJ	201	1/1	-0.24	1.06	-	312,312,312,312	0
59	MG	DA	3043	1/1	0.47	0.28	-	179,179,179,179	0
59	MG	BA	3043	1/1	0.96	0.06	-	18,18,18,18	0
59	MG	DA	3038	1/1	0.67	0.12	-	203,203,203,203	0
59	MG	BA	3006	1/1	0.98	0.07	-	31,31,31,31	0
59	MG	BA	3120	1/1	0.97	0.21	-	3,3,3,3	0
59	MG	DA	3073	1/1	0.87	0.07	-	148,148,148,148	0
59	MG	CA	1633	1/1	0.93	0.14	-	138,138,138,138	0
59	MG	BA	3088	1/1	0.94	0.10	-	62,62,62,62	0
59	MG	DA	3014	1/1	0.66	0.37	-	133,133,133,133	0
59	MG	DA	3081	1/1	0.90	0.28	-	78,78,78,78	0
59	MG	DA	3035	1/1	0.75	0.14	-	79,79,79,79	0

Continued on next page...

Continued from previous page...

Mol	Type	Chain	Res	Atoms	RSCC	RSR	LLDF	B-factors(\AA^2)	Q<0.9
59	MG	DA	3076	1/1	0.84	0.25	-	149,149,149,149	0
59	MG	DA	3127	1/1	0.58	0.85	-	228,228,228,228	0
59	MG	DA	3062	1/1	0.72	0.56	-	213,213,213,213	0
59	MG	BA	3055	1/1	0.89	0.35	-	215,215,215,215	0
59	MG	BA	3019	1/1	0.99	0.18	-	13,13,13,13	0
59	MG	DA	3117	1/1	0.90	0.20	-	73,73,73,73	0
59	MG	BA	3060	1/1	0.94	0.31	-	188,188,188,188	0
59	MG	BA	3009	1/1	0.96	0.17	-	38,38,38,38	0
59	MG	BA	3003	1/1	0.87	0.10	-	58,58,58,58	0
59	MG	BA	3061	1/1	0.97	0.17	-	11,11,11,11	0
59	MG	BA	3032	1/1	0.96	0.12	-	25,25,25,25	0
59	MG	AA	1610	1/1	0.94	0.11	-	201,201,201,201	0
59	MG	BA	3029	1/1	0.97	0.10	-	52,52,52,52	0
59	MG	BA	3069	1/1	0.93	0.25	-	136,136,136,136	0
59	MG	DA	3074	1/1	0.10	0.96	-	247,247,247,247	0
59	MG	DA	3091	1/1	0.30	0.37	-	154,154,154,154	0
59	MG	CA	1625	1/1	0.85	0.17	-	48,48,48,48	0
59	MG	CA	1632	1/1	0.97	0.09	-	65,65,65,65	0
59	MG	DA	3122	1/1	0.83	0.15	-	94,94,94,94	0
59	MG	DA	3087	1/1	0.76	0.28	-	152,152,152,152	0
59	MG	DA	3030	1/1	0.74	0.31	-	104,104,104,104	0
59	MG	CE	201	1/1	0.84	0.27	-	132,132,132,132	0
59	MG	BA	3072	1/1	0.97	0.21	-	97,97,97,97	0
59	MG	DA	3053	1/1	0.77	0.25	-	98,98,98,98	0
59	MG	BA	3133	1/1	0.94	0.26	-	146,146,146,146	0
59	MG	DA	3011	1/1	0.74	0.39	-	145,145,145,145	0
59	MG	DA	3078	1/1	0.69	0.24	-	182,182,182,182	0
59	MG	AA	1637	1/1	0.88	0.12	-	96,96,96,96	0
59	MG	AA	1615	1/1	0.96	0.10	-	128,128,128,128	0
59	MG	BA	3035	1/1	0.97	0.10	-	5,5,5,5	0
59	MG	DA	3098	1/1	0.72	0.33	-	151,151,151,151	0
59	MG	BA	3007	1/1	0.80	0.15	-	104,104,104,104	0
59	MG	DA	3123	1/1	0.71	0.30	-	183,183,183,183	0
59	MG	BA	3071	1/1	0.95	0.11	-	7,7,7,7	0
59	MG	BA	3085	1/1	0.85	0.20	-	124,124,124,124	0
59	MG	BA	3018	1/1	0.80	0.14	-	44,44,44,44	0
59	MG	BA	3041	1/1	0.98	0.17	-	21,21,21,21	0
59	MG	BA	3051	1/1	0.96	0.17	-	24,24,24,24	0
59	MG	CA	1601	1/1	0.79	0.10	-	120,120,120,120	0
59	MG	BA	3126	1/1	0.98	0.15	-	18,18,18,18	0

6.5 Other polymers

There are no such residues in this entry.