



wwPDB EM Map/Model Validation Report ⓘ

Apr 10, 2016 – 01:40 PM BST

PDB ID : 2XFC
EMDB ID: : EMD-1015
Title : CHIKUNGUNYA E1 E2 ENVELOPE GLYCOPROTEINS FITTED IN SEM-
LIKI FOREST VIRUS cryo-EM MAP
Authors : Voss, J.E.; Vaney, M.C.; Duquerroy, S.; Rey, F.A.
Deposited on : 2010-05-21
Resolution : 9.00 Å(reported)

This is a wwPDB EM Map/Model Validation Report for a publicly released PDB/EMDB entry.
For rigid body fitted models, validation errors reported here could
stem from errors in the original structure(s) used in the fitting.
We welcome your comments at validation@mail.wwpdb.org
A user guide is available at
<http://wwpdb.org/validation/2016/EMValidationReportHelp>

MolProbity : 4.02b-467
Mogul : unknown
Percentile statistics : 20151230.v01 (using entries in the PDB archive December 30th 2015)
Ideal geometry (proteins) : Engh & Huber (2001)
Ideal geometry (DNA, RNA) : Parkinson et. al. (1996)
Validation Pipeline (wwPDB-VP) : trunk27241

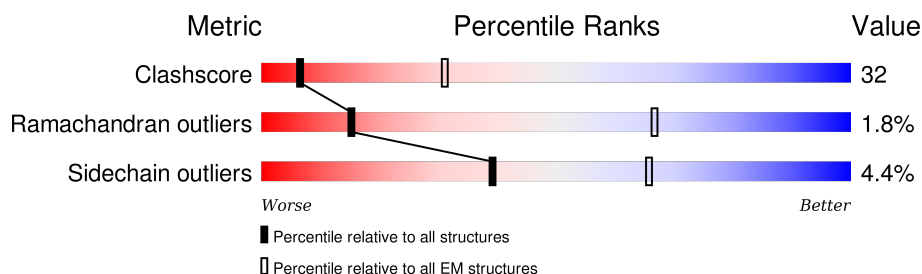
1 Overall quality at a glance

The following experimental techniques were used to determine the structure:

ELECTRON MICROSCOPY

The reported resolution of this entry is 9.00 Å.

Percentile scores (ranging between 0-100) for global validation metrics of the entry are shown in the following graphic. The table shows the number of entries on which the scores are based.



Metric	Whole archive (#Entries)	EM structures (#Entries)
Clashscore	114402	924
Ramachandran outliers	111179	726
Sidechain outliers	111093	686

The table below summarises the geometric issues observed across the polymeric chains. The red, orange, yellow and green segments on the bar indicate the fraction of residues that contain outliers for ≥ 3 , 2, 1 and 0 types of geometric quality criteria. A grey segment represents the fraction of residues that are not modelled. The numeric value for each fraction is indicated below the corresponding segment, with a dot representing fractions $\leq 5\%$.

Mol	Chain	Length	Quality of chain
1	A	439	
1	D	439	
1	F	439	
1	H	439	
2	B	423	
2	E	423	
2	G	423	
2	I	423	

2 Entry composition

There are 2 unique types of molecules in this entry. The entry contains 22420 atoms, of which 0 are hydrogens and 0 are deuteriums.

In the tables below, the AltConf column contains the number of residues with at least one atom in alternate conformation and the Trace column contains the number of residues modelled with at most 2 atoms.

- Molecule 1 is a protein called E1 ENVELOPE GLYCOPROTEIN.

Mol	Chain	Residues	Atoms					AltConf	Trace
1	A	391	Total	C	N	O	S	0	1
			2975	1881	499	571	24		
1	D	391	Total	C	N	O	S	0	1
			2975	1881	499	571	24		
1	F	391	Total	C	N	O	S	0	1
			2975	1881	499	571	24		
1	H	391	Total	C	N	O	S	0	1
			2975	1881	499	571	24		

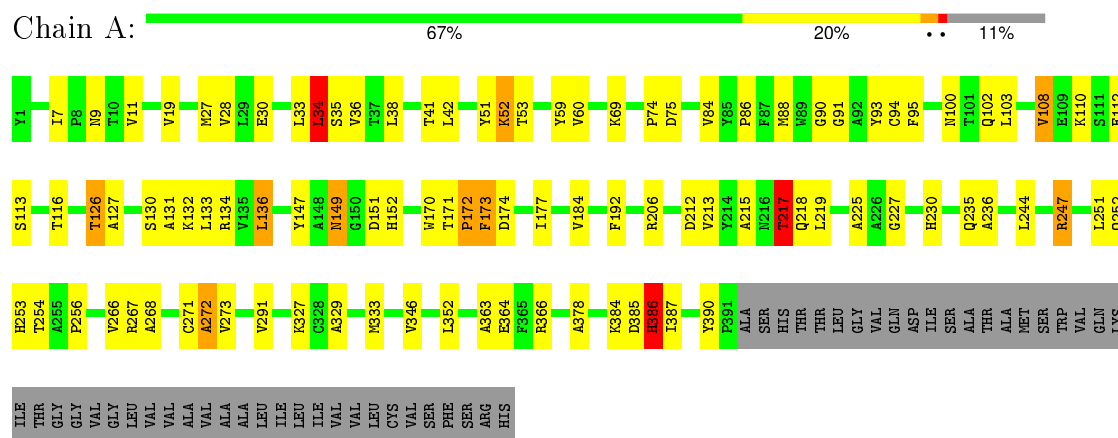
- Molecule 2 is a protein called E2 ENVELOPE GLYCOPROTEIN.

Mol	Chain	Residues	Atoms					AltConf	Trace
2	B	335	Total	C	N	O	S	0	1
			2630	1641	476	494	19		
2	E	335	Total	C	N	O	S	0	1
			2630	1641	476	494	19		
2	G	335	Total	C	N	O	S	0	1
			2630	1641	476	494	19		
2	I	335	Total	C	N	O	S	0	1
			2630	1641	476	494	19		

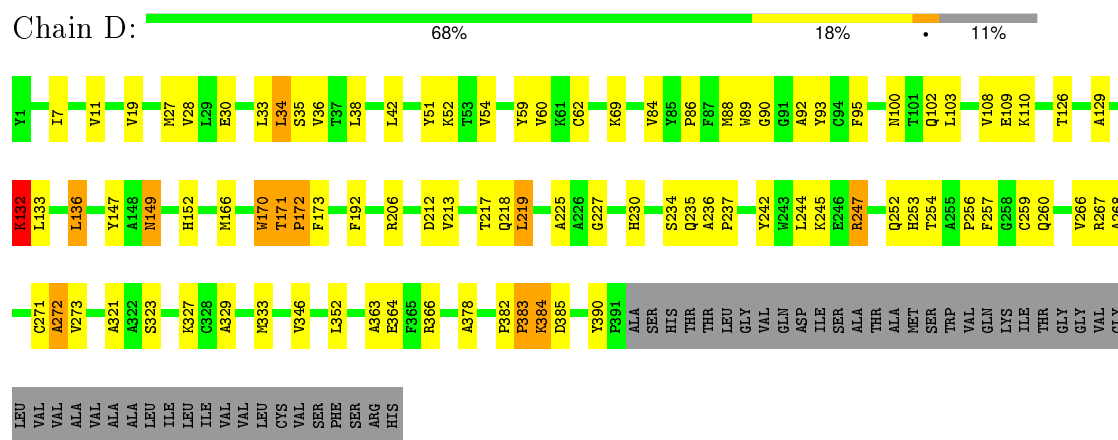
3 Residue-property plots

These plots are drawn for all protein, RNA and DNA chains in the entry. The first graphic for a chain summarises the proportions of errors displayed in the second graphic. The second graphic shows the sequence view annotated by issues in geometry. Residues are color-coded according to the number of geometric quality criteria for which they contain at least one outlier: green = 0, yellow = 1, orange = 2 and red = 3 or more. Stretches of 2 or more consecutive residues without any outlier are shown as a green connector. Residues present in the sample, but not in the model, are shown in grey.

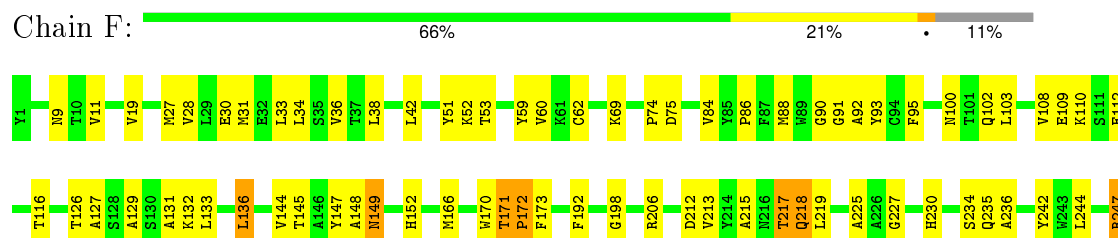
• Molecule 1: E1 ENVELOPE GLYCOPROTEIN



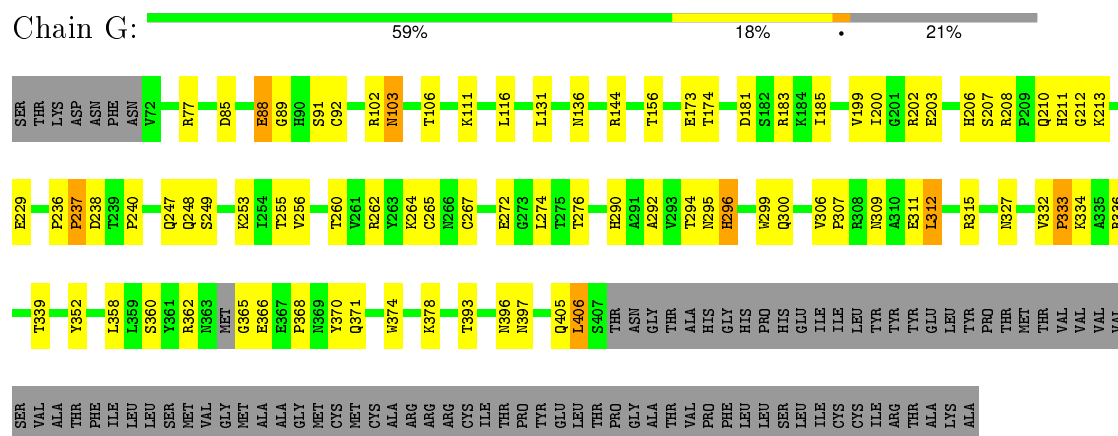
• Molecule 1: E1 ENVELOPE GLYCOPROTEIN



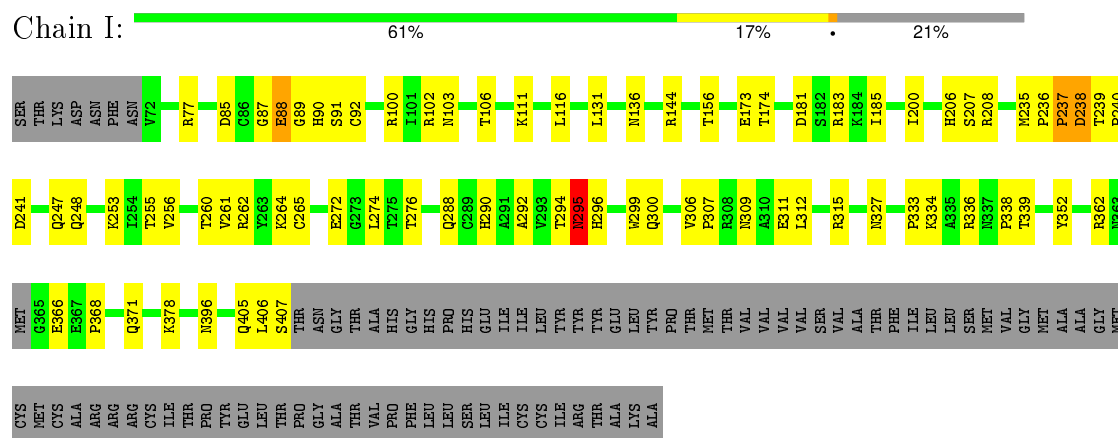
• Molecule 1: E1 ENVELOPE GLYCOPROTEIN



• Molecule 2: E2 ENVELOPE GLYCOPROTEIN



• Molecule 2: E2 ENVELOPE GLYCOPROTEIN



4 Experimental information

Property	Value	Source
Reconstruction method	SINGLE PARTICLE	Depositor
Imposed symmetry	POINT, I	Depositor
Number of images	Not provided	Depositor
Resolution determination method	Not provided	Depositor
CTF correction method	Not provided	Depositor
Microscope	OTHER	Depositor
Voltage (kV)	100	Depositor
Electron dose ($e^-/\text{\AA}^2$)	Not provided	Depositor
Minimum defocus (nm)	Not provided	Depositor
Maximum defocus (nm)	Not provided	Depositor
Magnification	Not provided	Depositor
Image detector	Not provided	Depositor

5 Model quality

5.1 Standard geometry

The Z score for a bond length (or angle) is the number of standard deviations the observed value is removed from the expected value. A bond length (or angle) with $|Z| > 5$ is considered an outlier worth inspection. RMSZ is the root-mean-square of all Z scores of the bond lengths (or angles).

Mol	Chain	Bond lengths		Bond angles	
		RMSZ	# $ Z > 2$	RMSZ	# $ Z > 2$
1	A	0.52	2/3046 (0.1%)	1.09	5/4147 (0.1%)
1	D	0.37	0/3047	0.59	2/4150 (0.0%)
1	F	0.58	1/3048 (0.0%)	0.77	5/4153 (0.1%)
1	H	0.61	3/3050 (0.1%)	0.83	7/4159 (0.2%)
2	B	0.37	0/2697	0.62	0/3668
2	E	0.40	0/2698	0.63	0/3671
2	G	0.37	0/2698	0.62	0/3671
2	I	0.37	0/2699	0.61	0/3674
All	All	0.46	6/22983 (0.0%)	0.74	19/31293 (0.1%)

Chiral center outliers are detected by calculating the chiral volume of a chiral center and verifying if the center is modelled as a planar moiety or with the opposite hand. A planarity outlier is detected by checking planarity of atoms in a peptide group, atoms in a mainchain group or atoms of a sidechain that are expected to be planar.

Mol	Chain	#Chirality outliers	#Planarity outliers
1	A	0	1
1	D	0	1
1	F	0	1
1	H	0	2
All	All	0	5

All (6) bond length outliers are listed below:

Mol	Chain	Res	Type	Atoms	Z	Observed(Å)	Ideal(Å)
1	F	217	THR	C-N	24.85	1.91	1.34
1	H	217	THR	C-N	-16.38	0.96	1.34
1	A	52	LYS	C-N	15.38	1.69	1.34
1	H	52	LYS	C-N	15.20	1.69	1.34
1	A	108	VAL	C-N	14.51	1.67	1.34
1	H	108	VAL	C-N	14.41	1.67	1.34

All (19) bond angle outliers are listed below:

Mol	Chain	Res	Type	Atoms	Z	Observed(°)	Ideal(°)
1	A	217	THR	O-C-N	-56.87	31.71	122.70
1	H	217	THR	O-C-N	-27.84	78.15	122.70
1	F	217	THR	O-C-N	-26.85	79.73	122.70
1	H	217	THR	CA-C-N	16.72	153.99	117.20
1	H	217	THR	C-N-CA	14.46	157.85	121.70
1	F	217	THR	CA-C-N	12.59	144.90	117.20
1	F	217	THR	C-N-CA	10.04	146.80	121.70
1	A	108	VAL	O-C-N	-9.48	107.52	122.70
1	A	108	VAL	C-N-CA	9.10	144.45	121.70
1	A	217	THR	CA-C-N	9.02	137.04	117.20
1	H	52	LYS	O-C-N	-7.40	110.86	122.70
1	D	323	SER	C-N-CA	7.19	139.66	121.70
1	F	323	SER	C-N-CA	7.17	139.62	121.70
1	H	323	SER	C-N-CA	7.15	139.56	121.70
1	A	108	VAL	CA-C-N	6.52	131.54	117.20
1	F	323	SER	O-C-N	-5.66	113.64	122.70
1	D	323	SER	O-C-N	-5.65	113.66	122.70
1	H	323	SER	O-C-N	-5.59	113.75	122.70
1	H	52	LYS	CA-C-N	5.15	128.54	117.20

There are no chirality outliers.

All (5) planarity outliers are listed below:

Mol	Chain	Res	Type	Group
1	A	217	THR	Mainchain
1	D	321	ALA	Mainchain
1	F	321	ALA	Mainchain
1	H	217	THR	Mainchain
1	H	321	ALA	Mainchain

5.2 Too-close contacts ⓘ

In the following table, the Non-H and H(model) columns list the number of non-hydrogen atoms and hydrogen atoms in the chain respectively. The H(added) column lists the number of hydrogen atoms added and optimized by MolProbity. The Clashes column lists the number of clashes within the asymmetric unit, whereas Symm-Clashes lists symmetry related clashes.

Mol	Chain	Non-H	H(model)	H(added)	Clashes	Symm-Clashes
1	A	2975	0	2877	286	0
1	D	2975	0	2875	274	0
1	F	2975	0	2876	270	0
1	H	2975	0	2877	259	0

Continued on next page...

Continued from previous page...

Mol	Chain	Non-H	H(model)	H(added)	Clashes	Symm-Clashes
2	B	2630	0	2550	179	0
2	E	2630	0	2546	252	0
2	G	2630	0	2546	302	0
2	I	2630	0	2544	314	0
All	All	22420	0	21691	1424	0

The all-atom clashscore is defined as the number of clashes found per 1000 atoms (including hydrogen atoms). The all-atom clashscore for this structure is 32.

All (1424) close contacts within the same asymmetric unit are listed below, sorted by their clash magnitude.

Atom-1	Atom-2	Interatomic distance (Å)	Clash overlap (Å)
2:I:274:LEU:HD21	2:I:296:HIS:CE1	1.20	1.70
1:A:34:LEU:HD12	1:A:132:LYS:CE	1.18	1.58
1:H:88:MET:HB3	2:I:240:PRO:CD	1.29	1.57
1:A:34:LEU:CD1	1:A:132:LYS:HE2	1.27	1.57
2:G:206:HIS:CG	2:I:174:THR:HG23	1.34	1.57
2:E:89:GLY:HA3	2:I:208:ARG:CG	1.35	1.56
1:D:234:SER:HB2	2:I:336:ARG:CB	1.22	1.55
1:H:88:MET:CB	2:I:240:PRO:CD	1.79	1.55
1:A:256:PRO:CB	2:B:366:GLU:HG3	1.10	1.55
2:G:206:HIS:CB	2:I:174:THR:CG2	1.84	1.54
2:G:339:THR:CG2	1:H:218:GLN:NE2	1.70	1.53
2:B:294:THR:CG2	2:B:295:ASN:N	1.70	1.52
2:E:237:PRO:HG3	2:E:306:VAL:CG1	1.35	1.51
2:G:237:PRO:HG3	2:G:306:VAL:CG1	1.40	1.51
1:H:88:MET:HE1	2:I:238:ASP:C	1.24	1.49
1:D:88:MET:HE1	2:E:238:ASP:C	1.24	1.49
2:G:206:HIS:CD2	2:I:174:THR:HG23	1.44	1.48
2:E:336:ARG:HB3	1:F:234:SER:CB	1.42	1.48
2:G:336:ARG:NH2	1:H:236:ALA:CA	1.68	1.48
1:D:256:PRO:HB3	2:E:366:GLU:CG	1.43	1.48
1:D:256:PRO:CA	2:E:366:GLU:HA	1.44	1.48
1:H:95:PHE:CB	2:I:264:LYS:HB3	1.44	1.45
1:A:385:ASP:HA	1:A:386:HIS:CB	1.42	1.45
2:I:260:THR:C	2:I:294:THR:CB	1.83	1.45
1:H:88:MET:CB	2:I:240:PRO:HD3	1.41	1.44
2:G:206:HIS:CG	2:I:174:THR:CG2	1.98	1.44
2:G:339:THR:HG23	1:H:218:GLN:CD	1.29	1.44
1:F:256:PRO:CB	2:G:366:GLU:CA	1.96	1.43
1:A:252:GLN:HE21	2:B:362:ARG:CZ	1.32	1.43

Continued on next page...

Continued from previous page...

Atom-1	Atom-2	Interatomic distance (Å)	Clash overlap (Å)
1:A:52:LYS:C	1:A:53:THR:N	1.69	1.43
2:E:334:LYS:HG3	2:E:396:ASN:CB	1.49	1.43
1:A:256:PRO:HB3	2:B:366:GLU:CG	0.97	1.42
1:D:245:LYS:CE	2:I:378:LYS:HB2	1.49	1.42
1:A:252:GLN:HE21	2:B:362:ARG:NH1	1.09	1.42
2:G:294:THR:HG22	2:G:295:ASN:N	1.27	1.42
1:H:52:LYS:C	1:H:53:THR:N	1.69	1.42
2:G:206:HIS:NE2	2:I:173:GLU:CB	1.84	1.41
1:D:90:GLY:H	2:E:240:PRO:CG	1.29	1.41
1:D:237:PRO:HG2	2:I:352:TYR:CG	1.56	1.40
1:D:90:GLY:C	2:E:240:PRO:HB2	1.41	1.40
1:A:93:TYR:CA	2:B:290:HIS:CE1	2.02	1.40
1:A:34:LEU:CD1	1:A:132:LYS:CE	1.80	1.40
1:D:89:TRP:HE1	2:E:239:THR:CG2	1.33	1.39
1:D:89:TRP:NE1	2:E:239:THR:HG23	1.12	1.39
2:I:237:PRO:HG3	2:I:306:VAL:CG1	1.53	1.38
1:A:256:PRO:CA	2:B:366:GLU:HA	1.53	1.38
1:A:291:VAL:HG21	1:F:304:PRO:C	1.39	1.38
2:I:274:LEU:CD2	2:I:296:HIS:CE1	2.05	1.38
1:D:234:SER:CB	2:I:336:ARG:CB	2.00	1.38
1:D:256:PRO:CB	2:E:366:GLU:HG3	1.53	1.37
1:D:90:GLY:N	2:E:240:PRO:HG2	1.08	1.37
1:D:256:PRO:CB	2:E:366:GLU:HA	1.54	1.37
1:A:385:ASP:HB2	2:B:405:GLN:NE2	1.38	1.37
1:A:90:GLY:CA	2:B:240:PRO:O	1.69	1.37
1:A:170:TRP:CZ3	1:A:172:PRO:HD3	1.57	1.36
1:A:385:ASP:CB	2:B:405:GLN:HG3	1.06	1.36
2:B:237:PRO:HG3	2:B:306:VAL:CG1	1.55	1.36
1:A:291:VAL:HG21	1:F:304:PRO:CA	1.46	1.36
2:E:334:LYS:CG	2:E:396:ASN:HB2	1.53	1.36
1:A:385:ASP:CB	2:B:405:GLN:CG	1.89	1.35
2:G:274:LEU:CD2	2:G:311:GLU:OE2	1.73	1.35
2:E:336:ARG:CZ	1:F:235:GLN:C	1.94	1.34
1:D:234:SER:HB2	2:I:336:ARG:CA	1.57	1.34
1:H:33:LEU:CD2	1:H:133:LEU:HD13	1.55	1.33
1:H:95:PHE:HB2	2:I:264:LYS:CB	1.58	1.33
1:F:90:GLY:CA	2:G:240:PRO:O	1.77	1.33
2:G:206:HIS:HB3	2:I:174:THR:CG2	1.50	1.32
1:A:385:ASP:CA	1:A:386:HIS:HB2	1.50	1.32
1:A:34:LEU:HD12	1:A:132:LYS:CD	1.57	1.32
2:E:274:LEU:CD2	2:E:311:GLU:HB2	1.59	1.32

Continued on next page...

Continued from previous page...

Atom-1	Atom-2	Interatomic distance (Å)	Clash overlap (Å)
2:G:336:ARG:CB	1:H:234:SER:HB2	1.61	1.31
1:F:171:THR:O	1:F:173:PHE:N	1.62	1.31
1:F:253:HIS:O	2:G:362:ARG:CD	1.79	1.31
1:F:74:PRO:CB	1:F:215:ALA:HB3	1.60	1.31
2:G:339:THR:CG2	1:H:218:GLN:CD	1.95	1.30
2:E:336:ARG:NH1	1:F:235:GLN:HA	1.43	1.30
1:A:252:GLN:NE2	2:B:362:ARG:HH12	1.25	1.30
1:F:75:ASP:OD2	1:F:217:THR:N	1.63	1.30
2:I:260:THR:O	2:I:294:THR:N	1.62	1.29
1:F:62:CYS:CB	2:G:264:LYS:HE2	1.62	1.29
2:I:260:THR:C	2:I:294:THR:HB	0.92	1.29
1:A:256:PRO:HA	2:B:366:GLU:CA	1.61	1.29
2:G:339:THR:HG23	1:H:218:GLN:NE2	0.95	1.28
1:D:237:PRO:HG2	2:I:352:TYR:CB	1.63	1.28
1:A:90:GLY:N	2:B:240:PRO:HG2	1.46	1.28
1:H:88:MET:SD	2:I:238:ASP:O	1.92	1.28
1:F:256:PRO:HG3	2:G:366:GLU:O	1.23	1.28
1:F:95:PHE:CD1	2:G:264:LYS:O	1.80	1.28
1:F:256:PRO:CB	2:G:366:GLU:HA	1.56	1.28
2:B:274:LEU:HD23	2:B:311:GLU:OE2	1.17	1.28
2:E:336:ARG:CB	1:F:234:SER:HB2	1.63	1.27
1:A:127:ALA:CB	1:A:171:THR:CB	2.12	1.27
1:D:256:PRO:HB3	2:E:366:GLU:CA	1.61	1.26
2:E:89:GLY:CA	2:I:208:ARG:HG3	1.62	1.26
1:A:93:TYR:HE1	2:B:238:ASP:OD2	1.18	1.26
1:A:127:ALA:CB	1:A:171:THR:HB	1.65	1.26
1:H:7:ILE:HD11	1:H:33:LEU:CD1	1.63	1.26
2:G:210:GLN:HE21	2:I:91:SER:CB	1.47	1.26
1:D:256:PRO:HB3	2:E:366:GLU:CB	1.64	1.26
2:I:274:LEU:CD2	2:I:296:HIS:HE1	1.43	1.25
1:A:93:TYR:HA	2:B:290:HIS:CE1	1.63	1.25
1:A:291:VAL:CG2	1:F:304:PRO:O	1.83	1.25
1:A:90:GLY:C	2:B:240:PRO:HB2	1.55	1.25
1:H:88:MET:CE	2:I:238:ASP:O	1.84	1.24
2:G:210:GLN:HG3	2:I:91:SER:CB	1.65	1.24
1:F:256:PRO:CG	2:G:366:GLU:O	1.85	1.24
1:F:253:HIS:C	2:G:362:ARG:HD3	1.55	1.24
1:F:217:THR:C	1:F:218:GLN:N	1.91	1.24
1:F:95:PHE:CD1	2:G:264:LYS:C	1.80	1.24
2:G:206:HIS:NE2	2:I:173:GLU:HB3	1.44	1.23
1:A:291:VAL:HG21	1:F:304:PRO:O	1.35	1.23

Continued on next page...

Continued from previous page...

Atom-1	Atom-2	Interatomic distance (Å)	Clash overlap (Å)
1:H:252:GLN:O	2:I:362:ARG:NH1	1.71	1.23
1:D:170:TRP:CH2	1:D:172:PRO:HD3	1.73	1.23
2:G:294:THR:CG2	2:G:295:ASN:N	2.02	1.23
2:B:294:THR:HG22	2:B:295:ASN:N	0.89	1.22
1:A:252:GLN:NE2	2:B:362:ARG:NH1	1.79	1.22
2:G:336:ARG:NH2	1:H:236:ALA:HA	0.91	1.22
2:I:260:THR:O	2:I:294:THR:HB	1.35	1.22
2:G:210:GLN:CG	2:I:91:SER:HB3	1.69	1.22
1:F:257:PHE:H	2:G:365:GLY:CA	1.52	1.22
2:I:260:THR:O	2:I:294:THR:CB	1.86	1.21
1:A:252:GLN:NE2	2:B:362:ARG:HH22	1.38	1.21
1:H:88:MET:CE	2:I:238:ASP:C	2.06	1.20
1:D:89:TRP:NE1	2:E:239:THR:CG2	1.96	1.20
1:H:33:LEU:HG	1:H:133:LEU:CD1	1.69	1.20
1:D:256:PRO:CB	2:E:366:GLU:CG	2.12	1.20
2:G:274:LEU:HD23	2:G:311:GLU:OE2	1.09	1.20
1:A:385:ASP:HB2	2:B:405:GLN:CD	1.61	1.20
1:A:252:GLN:NE2	2:B:362:ARG:NH2	1.89	1.20
1:A:151:ASP:OD2	1:H:176:LYS:NZ	1.73	1.20
1:H:88:MET:CB	2:I:240:PRO:CG	2.20	1.19
1:F:95:PHE:CG	2:G:264:LYS:C	2.08	1.19
2:B:237:PRO:HG3	2:B:306:VAL:HG11	1.22	1.19
1:F:95:PHE:HD1	2:G:264:LYS:O	1.10	1.19
1:D:234:SER:CA	2:I:336:ARG:HB3	1.71	1.19
1:A:74:PRO:CB	1:A:215:ALA:HB3	1.72	1.19
1:H:385:ASP:CA	1:H:386:HIS:HB2	1.73	1.19
1:F:253:HIS:O	2:G:362:ARG:HD3	1.03	1.18
2:I:260:THR:O	2:I:294:THR:CA	1.91	1.18
1:F:11:VAL:CG2	1:F:36:VAL:HG23	1.71	1.18
2:G:336:ARG:NH1	1:H:236:ALA:N	1.91	1.18
1:A:172:PRO:HG2	1:A:268:ALA:HB2	1.21	1.18
2:E:336:ARG:HH12	1:F:236:ALA:N	1.31	1.18
1:F:256:PRO:CG	2:G:366:GLU:C	2.13	1.17
1:A:254:THR:HA	2:B:368:PRO:CG	1.72	1.17
2:G:207:SER:HB2	2:I:85:ASP:CB	1.71	1.17
1:D:11:VAL:CG2	1:D:36:VAL:HG23	1.75	1.16
1:A:95:PHE:H	2:B:264:LYS:CB	1.57	1.16
1:A:172:PRO:CG	1:A:268:ALA:CB	2.23	1.16
1:H:170:TRP:CH2	1:H:172:PRO:HB3	1.80	1.16
1:H:385:ASP:HA	1:H:386:HIS:CB	1.71	1.16
1:A:384:LYS:HG3	1:A:385:ASP:H	1.10	1.16

Continued on next page...

Continued from previous page...

Atom-1	Atom-2	Interatomic distance (Å)	Clash overlap (Å)
1:D:385:ASP:O	2:E:405:GLN:HG3	1.44	1.16
2:G:352:TYR:CD2	1:H:237:PRO:HD2	1.79	1.15
2:G:352:TYR:HB3	1:H:237:PRO:HD3	1.27	1.15
1:D:245:LYS:HE2	2:I:378:LYS:CB	1.74	1.15
2:B:294:THR:HG22	2:B:295:ASN:CA	1.75	1.15
1:F:256:PRO:CG	2:G:366:GLU:HA	1.77	1.15
2:E:237:PRO:CG	2:E:306:VAL:CG1	2.23	1.14
1:F:235:GLN:HG2	1:F:236:ALA:N	1.61	1.14
2:G:378:LYS:HD2	1:H:242:TYR:CD1	1.82	1.14
1:H:88:MET:HB2	2:I:240:PRO:CG	1.73	1.14
2:E:339:THR:HG23	1:F:218:GLN:CD	1.68	1.14
1:A:127:ALA:HB3	1:A:171:THR:HB	1.18	1.14
2:E:336:ARG:NH1	1:F:236:ALA:N	1.71	1.13
1:A:172:PRO:HG3	1:A:268:ALA:CB	1.78	1.13
1:A:218:GLN:HB2	1:A:236:ALA:HB2	1.22	1.13
1:A:34:LEU:HD12	1:A:132:LYS:HE3	1.21	1.12
1:A:385:ASP:HB2	2:B:405:GLN:CG	1.62	1.13
1:A:291:VAL:CG2	1:F:304:PRO:CA	2.27	1.12
1:A:34:LEU:HB2	1:A:132:LYS:HB2	1.25	1.12
1:H:7:ILE:HD11	1:H:33:LEU:HD11	1.31	1.12
2:G:207:SER:HB2	2:I:85:ASP:HB2	1.18	1.12
2:G:336:ARG:HB3	1:H:234:SER:HB2	1.14	1.12
2:E:336:ARG:NH1	1:F:235:GLN:CA	2.12	1.12
1:A:149:ASN:OD1	1:H:123:ARG:NH2	1.83	1.12
2:I:237:PRO:HG3	2:I:306:VAL:HG12	1.20	1.11
1:F:256:PRO:HG3	2:G:366:GLU:C	1.66	1.11
1:A:170:TRP:CH2	1:A:172:PRO:HB3	1.86	1.11
1:H:256:PRO:HB3	2:I:366:GLU:HG3	1.11	1.10
1:H:93:TYR:CA	2:I:290:HIS:CE1	2.31	1.10
1:D:89:TRP:CZ2	2:E:239:THR:HG22	1.85	1.10
1:A:127:ALA:HB2	1:A:171:THR:CB	1.77	1.10
1:D:11:VAL:HG23	1:D:36:VAL:HG23	1.23	1.10
1:D:218:GLN:HE22	2:I:338:PRO:C	1.43	1.10
2:E:336:ARG:HD3	1:F:235:GLN:N	1.63	1.10
1:F:108:VAL:HG21	1:F:217:THR:OG1	1.51	1.10
2:E:89:GLY:CA	2:I:208:ARG:CG	2.26	1.09
1:H:93:TYR:HA	2:I:290:HIS:CE1	1.81	1.09
1:D:88:MET:HE2	2:E:238:ASP:O	1.48	1.09
1:A:93:TYR:C	2:B:290:HIS:CE1	2.24	1.09
1:D:34:LEU:CD1	1:D:132:LYS:CE	2.31	1.09
1:D:218:GLN:NE2	2:I:339:THR:HA	1.65	1.09

Continued on next page...

Continued from previous page...

Atom-1	Atom-2	Interatomic distance (Å)	Clash overlap (Å)
1:D:90:GLY:CA	2:E:240:PRO:HB2	1.83	1.09
1:F:256:PRO:CG	2:G:366:GLU:CA	2.30	1.09
2:G:206:HIS:CE1	2:I:173:GLU:O	2.06	1.08
2:G:237:PRO:HG3	2:G:306:VAL:HG12	1.19	1.08
1:D:259:CYS:SG	1:D:271:CYS:HB3	1.93	1.08
1:H:256:PRO:HB3	2:I:366:GLU:CG	1.83	1.08
1:A:95:PHE:H	2:B:264:LYS:HB2	1.16	1.08
1:H:7:ILE:HD11	1:H:33:LEU:HD12	1.36	1.08
2:I:260:THR:CA	2:I:294:THR:HB	1.78	1.08
1:A:172:PRO:CG	1:A:268:ALA:HB2	1.84	1.08
1:A:173:PHE:CE1	1:A:184:VAL:HG11	1.89	1.08
2:E:274:LEU:HD22	2:E:311:GLU:HB2	1.32	1.08
2:G:237:PRO:HG3	2:G:306:VAL:HG11	1.33	1.08
1:F:74:PRO:HB2	1:F:215:ALA:HB3	1.35	1.08
1:D:11:VAL:HG23	1:D:36:VAL:CG2	1.84	1.08
1:F:132:LYS:HG2	1:F:145:THR:OG1	1.55	1.07
2:B:333:PRO:O	2:B:396:ASN:ND2	1.85	1.07
2:I:294:THR:HG22	2:I:295:ASN:H	1.15	1.07
2:E:237:PRO:CG	2:E:306:VAL:HG12	1.81	1.07
1:F:74:PRO:HB3	1:F:215:ALA:HB3	1.32	1.07
1:F:90:GLY:C	2:G:240:PRO:HB2	1.74	1.07
1:D:234:SER:CB	2:I:336:ARG:HB3	1.76	1.06
1:A:172:PRO:HG3	1:A:268:ALA:HB1	1.37	1.06
1:D:256:PRO:HA	2:E:366:GLU:HA	1.28	1.06
1:D:256:PRO:CA	2:E:366:GLU:CA	2.33	1.06
1:A:90:GLY:C	2:B:240:PRO:CB	2.23	1.06
1:F:88:MET:CB	2:G:240:PRO:CD	2.33	1.06
1:H:95:PHE:HB3	2:I:264:LYS:HB3	1.11	1.06
1:D:34:LEU:HB2	1:D:132:LYS:HB2	1.37	1.06
1:A:95:PHE:N	2:B:264:LYS:HB2	1.70	1.06
2:G:208:ARG:NH2	2:I:90:HIS:HD2	1.19	1.06
1:F:88:MET:CB	2:G:240:PRO:HD3	1.85	1.05
1:F:127:ALA:HB2	1:F:171:THR:HG21	1.38	1.05
1:F:62:CYS:HB2	2:G:264:LYS:CE	1.86	1.05
1:D:62:CYS:HB3	2:E:264:LYS:CE	1.84	1.05
2:E:237:PRO:HG3	2:E:306:VAL:HG11	1.27	1.05
2:G:208:ARG:NH2	2:I:90:HIS:CD2	1.96	1.05
1:D:234:SER:HA	2:I:336:ARG:HB3	1.38	1.05
1:A:34:LEU:HD11	1:A:132:LYS:HE2	1.33	1.05
2:G:237:PRO:CG	2:G:306:VAL:CG1	2.35	1.05
1:H:95:PHE:CB	2:I:264:LYS:CB	2.20	1.05

Continued on next page...

Continued from previous page...

Atom-1	Atom-2	Interatomic distance (Å)	Clash overlap (Å)
1:H:172:PRO:HG2	1:H:268:ALA:HB2	1.39	1.05
1:D:88:MET:CE	2:E:238:ASP:C	1.90	1.04
1:D:90:GLY:N	2:E:240:PRO:CG	1.99	1.04
1:H:252:GLN:NE2	2:I:362:ARG:HH22	1.55	1.04
1:F:257:PHE:H	2:G:365:GLY:HA2	1.18	1.04
1:D:234:SER:HB2	2:I:336:ARG:HB2	1.12	1.04
1:F:93:TYR:HE1	2:G:238:ASP:OD2	1.40	1.04
1:F:256:PRO:HB2	2:G:366:GLU:HA	1.39	1.04
1:A:11:VAL:HG21	1:A:35:SER:CA	1.87	1.04
2:G:206:HIS:CE1	2:I:173:GLU:HB3	1.92	1.04
1:D:256:PRO:HA	2:E:366:GLU:CA	1.87	1.04
2:G:274:LEU:HD23	2:G:311:GLU:CD	1.78	1.04
1:D:34:LEU:HD13	1:D:132:LYS:HE2	1.36	1.04
2:E:174:THR:HG23	2:I:206:HIS:CB	1.88	1.04
2:G:206:HIS:CB	2:I:174:THR:HG21	1.61	1.03
1:A:256:PRO:HB3	2:B:366:GLU:HG2	1.34	1.03
1:D:90:GLY:O	2:E:240:PRO:HB2	1.55	1.03
1:A:93:TYR:CE1	2:B:238:ASP:OD2	2.10	1.03
1:H:116:THR:HG23	2:I:327:ASN:OD1	1.55	1.03
2:I:294:THR:HG22	2:I:295:ASN:N	1.68	1.03
1:D:90:GLY:C	2:E:240:PRO:CB	2.26	1.03
1:D:88:MET:SD	2:E:238:ASP:O	2.16	1.03
1:H:95:PHE:CD1	2:I:264:LYS:C	2.32	1.03
2:E:208:ARG:HG3	2:G:89:GLY:O	1.57	1.03
2:I:294:THR:CG2	2:I:295:ASN:H	1.70	1.03
2:I:274:LEU:HD21	2:I:296:HIS:NE2	1.73	1.03
2:G:206:HIS:CB	2:I:174:THR:HG22	1.80	1.03
2:G:206:HIS:NE2	2:I:173:GLU:HB2	1.67	1.03
1:D:256:PRO:CB	2:E:366:GLU:CA	2.25	1.02
1:H:62:CYS:HB2	2:I:264:LYS:HE2	1.41	1.02
1:A:34:LEU:HD13	1:A:132:LYS:HE2	1.34	1.02
1:F:88:MET:HB2	2:G:240:PRO:HD3	1.39	1.02
1:D:256:PRO:HB2	2:E:366:GLU:HG3	1.39	1.02
2:E:274:LEU:CD2	2:E:311:GLU:CB	2.36	1.02
1:D:234:SER:CB	2:I:336:ARG:HB2	1.76	1.02
1:A:93:TYR:HA	2:B:290:HIS:HE1	0.97	1.02
1:D:62:CYS:HB3	2:E:264:LYS:HE2	1.03	1.02
1:A:385:ASP:HB3	2:B:405:GLN:CG	1.67	1.02
1:D:234:SER:HB2	2:I:336:ARG:HA	1.39	1.01
1:A:127:ALA:HB2	1:A:171:THR:OG1	1.59	1.01
1:F:90:GLY:HA3	2:G:240:PRO:O	0.85	1.01

Continued on next page...

Continued from previous page...

Atom-1	Atom-2	Interatomic distance (Å)	Clash overlap (Å)
1:F:88:MET:HB3	2:G:240:PRO:CD	1.88	1.01
1:A:11:VAL:HG21	1:A:35:SER:HA	1.05	1.01
1:D:237:PRO:CG	2:I:352:TYR:CG	2.41	1.01
1:A:74:PRO:HB3	1:A:215:ALA:HB3	1.42	1.01
2:G:208:ARG:NH1	2:I:90:HIS:N	2.05	1.01
1:F:359:ALA:CB	2:G:406:LEU:HD12	1.90	1.01
2:E:237:PRO:HG3	2:E:306:VAL:HG12	1.05	1.01
2:G:336:ARG:HB3	1:H:234:SER:CB	1.91	1.01
2:G:210:GLN:NE2	2:I:91:SER:HB3	1.75	1.01
1:H:33:LEU:CG	1:H:133:LEU:CD1	2.38	1.01
2:G:210:GLN:NE2	2:I:91:SER:CB	2.23	1.01
1:D:171:THR:O	1:D:173:PHE:N	1.92	1.01
1:D:11:VAL:HG11	1:D:35:SER:HA	1.43	1.01
2:E:237:PRO:HB3	2:E:307:PRO:O	1.60	1.01
1:F:108:VAL:HG11	1:F:217:THR:HG21	1.38	1.01
1:A:170:TRP:CZ3	1:A:172:PRO:CD	2.43	1.00
1:F:108:VAL:C	1:F:109:GLU:N	2.14	1.00
2:G:210:GLN:HG3	2:I:91:SER:HB3	1.06	1.00
1:D:259:CYS:SG	1:D:271:CYS:CB	2.49	1.00
1:F:235:GLN:C	1:F:236:ALA:N	2.13	1.00
1:D:89:TRP:CE2	2:E:239:THR:CG2	2.44	1.00
1:D:62:CYS:CB	2:E:264:LYS:HE2	1.92	1.00
1:H:88:MET:HB2	2:I:240:PRO:CD	1.61	1.00
1:D:88:MET:CE	2:E:238:ASP:O	0.70	1.00
1:D:34:LEU:HD12	1:D:132:LYS:CE	1.92	1.00
1:F:257:PHE:HB3	1:F:272:ALA:HB3	1.42	1.00
1:D:88:MET:HE3	2:E:238:ASP:O	1.18	0.99
1:A:385:ASP:HB3	2:B:405:GLN:HG3	1.05	0.99
1:D:170:TRP:CZ2	1:D:172:PRO:N	2.30	0.99
1:A:75:ASP:OD2	1:A:217:THR:N	1.88	0.99
1:A:95:PHE:CD1	2:B:289:CYS:HA	1.97	0.99
1:H:88:MET:HB2	2:I:240:PRO:HG3	1.39	0.99
1:F:90:GLY:HA3	2:G:240:PRO:C	1.82	0.99
2:E:174:THR:CG2	2:I:206:HIS:HB2	1.91	0.99
1:F:74:PRO:CB	1:F:215:ALA:CB	2.41	0.99
1:A:172:PRO:HG2	1:A:268:ALA:CB	1.88	0.99
1:A:75:ASP:CG	1:A:217:THR:H	1.67	0.99
2:E:274:LEU:HD23	2:E:311:GLU:CD	1.82	0.98
2:G:378:LYS:NZ	1:H:242:TYR:HB2	1.77	0.98
1:A:90:GLY:HA3	2:B:240:PRO:C	1.81	0.98
1:A:170:TRP:CE3	1:A:172:PRO:HD3	1.97	0.98

Continued on next page...

Continued from previous page...

Atom-1	Atom-2	Interatomic distance (Å)	Clash overlap (Å)
1:H:88:MET:CB	2:I:240:PRO:HG3	1.90	0.98
1:A:252:GLN:O	2:B:362:ARG:NH1	1.96	0.98
1:H:33:LEU:CG	1:H:133:LEU:HD13	1.93	0.98
1:F:171:THR:HG1	1:F:173:PHE:HD2	0.98	0.98
2:B:274:LEU:HD21	2:B:296:HIS:NE2	1.78	0.98
1:A:254:THR:CA	2:B:368:PRO:HG3	1.91	0.98
1:D:234:SER:CA	2:I:336:ARG:CB	2.37	0.98
1:H:235:GLN:C	1:H:236:ALA:N	2.15	0.98
2:G:352:TYR:HD2	1:H:237:PRO:HD2	1.14	0.98
1:A:385:ASP:CB	2:B:405:GLN:HE21	1.76	0.98
1:A:88:MET:CB	2:B:240:PRO:HD3	1.94	0.98
2:G:210:GLN:HE21	2:I:91:SER:HB3	1.26	0.98
1:A:90:GLY:O	2:B:240:PRO:HB2	1.64	0.97
1:A:256:PRO:HB2	2:B:366:GLU:HG3	1.43	0.97
1:D:90:GLY:CA	2:E:240:PRO:HG2	1.94	0.97
1:A:11:VAL:CG2	1:A:35:SER:HA	1.94	0.97
1:D:218:GLN:NE2	2:I:338:PRO:C	2.11	0.97
1:F:62:CYS:HB2	2:G:264:LYS:HE2	1.00	0.97
1:A:254:THR:HA	2:B:368:PRO:HG2	1.45	0.97
1:H:252:GLN:HE21	2:I:362:ARG:HH22	1.07	0.97
2:G:352:TYR:HB3	1:H:237:PRO:CD	1.93	0.97
2:G:336:ARG:HB2	1:H:234:SER:HB2	1.44	0.96
1:D:245:LYS:CE	2:I:378:LYS:CB	2.37	0.96
1:H:172:PRO:CG	1:H:268:ALA:HB2	1.95	0.96
1:H:88:MET:CA	2:I:240:PRO:HG3	1.96	0.96
1:H:88:MET:HB3	2:I:240:PRO:HD2	0.99	0.96
1:H:88:MET:C	2:I:240:PRO:HG2	1.85	0.96
1:A:95:PHE:N	2:B:264:LYS:CB	2.27	0.96
1:H:170:TRP:CZ3	1:H:172:PRO:HD3	2.01	0.96
1:H:93:TYR:C	2:I:290:HIS:CE1	2.37	0.96
1:D:34:LEU:CD1	1:D:132:LYS:HE2	1.96	0.96
1:D:34:LEU:HD12	1:D:132:LYS:HE3	1.43	0.96
1:A:218:GLN:HB2	1:A:236:ALA:CB	1.94	0.96
1:D:89:TRP:CE2	2:E:239:THR:HG23	1.99	0.96
2:E:334:LYS:HD3	2:E:396:ASN:C	1.84	0.96
1:D:7:ILE:HD11	1:D:33:LEU:HD11	1.47	0.96
1:H:256:PRO:CB	2:I:366:GLU:HG3	1.96	0.96
1:H:173:PHE:O	1:H:174:ASP:O	1.82	0.95
1:H:33:LEU:CD2	1:H:133:LEU:CD1	2.43	0.95
1:A:90:GLY:HA3	2:B:240:PRO:O	0.78	0.95
2:B:274:LEU:CD2	2:B:311:GLU:OE2	2.13	0.95

Continued on next page...

Continued from previous page...

Atom-1	Atom-2	Interatomic distance (Å)	Clash overlap (Å)
1:F:129:ALA:HB3	1:F:166:MET:HG3	1.45	0.95
1:H:133:LEU:HG	1:H:134:ARG:H	1.30	0.95
1:H:7:ILE:CD1	1:H:33:LEU:HD12	1.95	0.95
1:H:33:LEU:HD23	1:H:133:LEU:HD13	1.46	0.95
1:F:170:TRP:CZ2	1:F:172:PRO:HA	2.01	0.95
2:E:336:ARG:HH11	1:F:235:GLN:HA	0.99	0.95
1:D:170:TRP:CG	1:D:171:THR:N	2.34	0.95
1:A:384:LYS:HG3	1:A:385:ASP:N	1.77	0.94
1:A:291:VAL:HG23	1:F:304:PRO:O	1.64	0.94
2:G:206:HIS:HB2	2:I:174:THR:HG22	1.45	0.94
1:H:95:PHE:HB2	2:I:264:LYS:HB3	1.23	0.94
1:H:88:MET:HE1	2:I:239:THR:N	1.81	0.94
1:D:95:PHE:CE2	2:E:271:ASN:ND2	2.35	0.94
1:A:173:PHE:CE1	1:A:184:VAL:CG1	2.51	0.94
1:D:234:SER:CB	2:I:336:ARG:HA	1.97	0.94
1:H:33:LEU:HD21	1:H:133:LEU:HD13	1.48	0.94
2:G:206:HIS:HB2	2:I:174:THR:CG2	1.97	0.93
1:F:93:TYR:CE1	2:G:238:ASP:OD2	2.21	0.93
1:A:252:GLN:HE22	2:B:362:ARG:HH22	1.14	0.93
1:D:95:PHE:CZ	2:E:271:ASN:HB2	2.02	0.93
2:G:210:GLN:NE2	2:I:91:SER:OG	2.00	0.93
2:G:208:ARG:HH22	2:I:90:HIS:HD2	1.13	0.93
1:F:385:ASP:O	2:G:405:GLN:HG3	1.67	0.93
1:A:254:THR:CA	2:B:368:PRO:CG	2.45	0.93
1:F:235:GLN:CG	1:F:236:ALA:N	2.32	0.93
1:A:90:GLY:O	2:B:240:PRO:C	2.07	0.93
1:F:11:VAL:HG23	1:F:36:VAL:HG23	1.49	0.93
1:H:383:PRO:CG	2:I:407:SER:N	2.32	0.93
1:A:256:PRO:CB	2:B:366:GLU:CG	1.93	0.93
1:F:170:TRP:CH2	1:F:172:PRO:N	2.36	0.93
1:F:129:ALA:CB	1:F:166:MET:HG3	1.97	0.93
1:H:170:TRP:HH2	1:H:172:PRO:HB3	1.31	0.93
1:H:88:MET:HB2	2:I:240:PRO:HD3	1.17	0.92
1:F:256:PRO:HB3	2:G:366:GLU:CA	1.56	0.92
1:D:90:GLY:CA	2:E:240:PRO:CB	2.47	0.92
1:A:90:GLY:H	2:B:240:PRO:HG2	1.29	0.92
1:A:291:VAL:HG21	1:F:304:PRO:HA	1.48	0.92
2:G:208:ARG:HH21	2:I:88:GLU:CB	1.82	0.92
2:B:294:THR:CB	2:B:295:ASN:N	2.32	0.92
1:F:88:MET:HB3	2:G:240:PRO:HD2	1.50	0.92
1:A:256:PRO:HB3	2:B:366:GLU:CB	1.99	0.92

Continued on next page...

Continued from previous page...

Atom-1	Atom-2	Interatomic distance (Å)	Clash overlap (Å)
2:G:339:THR:HG22	1:H:218:GLN:NE2	1.84	0.92
1:D:89:TRP:CZ2	2:E:239:THR:CG2	2.52	0.92
2:G:336:ARG:NH2	1:H:236:ALA:N	2.16	0.92
1:D:7:ILE:HD11	1:D:33:LEU:CD1	2.00	0.92
2:E:90:HIS:CD2	2:I:208:ARG:HH12	1.88	0.91
2:G:294:THR:CB	2:G:295:ASN:N	2.34	0.91
1:H:11:VAL:HA	1:H:33:LEU:O	1.70	0.91
1:A:90:GLY:N	2:B:240:PRO:CG	2.33	0.91
1:H:93:TYR:HA	2:I:290:HIS:HE1	1.34	0.91
1:F:90:GLY:N	2:G:240:PRO:HG2	1.85	0.91
1:F:74:PRO:HB2	1:F:215:ALA:CB	1.97	0.91
1:A:91:GLY:N	2:B:240:PRO:HB2	1.84	0.91
1:A:173:PHE:CZ	1:A:184:VAL:HG11	2.04	0.91
1:A:88:MET:HB3	2:B:240:PRO:HD3	1.52	0.91
1:F:256:PRO:HG2	2:G:366:GLU:HA	1.50	0.91
2:B:237:PRO:CG	2:B:306:VAL:CG1	2.47	0.91
2:E:89:GLY:HA3	2:I:208:ARG:HG3	0.92	0.91
1:D:89:TRP:HZ2	2:E:239:THR:HG22	1.32	0.91
1:A:291:VAL:CG2	1:F:304:PRO:HA	1.99	0.91
1:H:254:THR:HA	2:I:368:PRO:HG3	1.53	0.91
1:F:88:MET:HB2	2:G:240:PRO:CD	1.97	0.90
1:F:116:THR:HG23	2:G:327:ASN:ND2	1.85	0.90
1:A:34:LEU:CB	1:A:132:LYS:HB2	2.00	0.90
1:A:252:GLN:NE2	2:B:362:ARG:CZ	2.09	0.90
2:G:208:ARG:CZ	2:I:90:HIS:N	2.33	0.90
2:E:89:GLY:HA3	2:I:208:ARG:CD	2.00	0.90
2:E:274:LEU:HD21	2:E:311:GLU:HB2	1.53	0.90
2:G:212:GLY:HA3	2:G:332:VAL:O	1.70	0.90
1:D:245:LYS:HE2	2:I:378:LYS:HB2	0.91	0.90
1:H:252:GLN:HE21	2:I:362:ARG:NH2	1.68	0.90
1:F:74:PRO:HB3	1:F:215:ALA:CB	2.02	0.90
2:B:262:ARG:NH2	2:B:309:ASN:OD1	2.05	0.90
1:A:74:PRO:HB2	1:A:215:ALA:HB3	1.53	0.90
1:H:88:MET:CA	2:I:240:PRO:CG	2.50	0.90
1:H:127:ALA:CB	1:H:171:THR:HB	2.01	0.89
2:E:174:THR:CG2	2:I:206:HIS:CB	2.50	0.89
2:E:89:GLY:HA3	2:I:208:ARG:HG2	1.51	0.89
2:E:334:LYS:HD3	2:E:397:ASN:N	1.88	0.89
1:D:11:VAL:HG21	1:D:35:SER:C	1.93	0.89
2:I:261:VAL:N	2:I:294:THR:HB	1.86	0.89
1:A:127:ALA:CB	1:A:171:THR:OG1	2.16	0.89

Continued on next page...

Continued from previous page...

Atom-1	Atom-2	Interatomic distance (Å)	Clash overlap (Å)
2:G:336:ARG:CZ	1:H:236:ALA:N	2.34	0.89
1:H:88:MET:C	2:I:240:PRO:CG	2.41	0.89
2:B:262:ARG:HH22	2:B:309:ASN:CG	1.76	0.89
1:H:93:TYR:HE1	2:I:238:ASP:OD2	1.56	0.89
1:H:95:PHE:CD1	2:I:264:LYS:O	2.25	0.89
1:A:74:PRO:CB	1:A:215:ALA:CB	2.51	0.89
2:E:174:THR:HG23	2:I:206:HIS:HB2	1.50	0.88
1:F:170:TRP:CD2	1:F:171:THR:N	2.41	0.88
1:F:170:TRP:CZ2	1:F:172:PRO:N	2.41	0.88
1:H:385:ASP:HA	1:H:386:HIS:HB2	0.90	0.88
2:E:203:GLU:OE2	2:E:396:ASN:ND2	2.05	0.88
1:A:170:TRP:CH2	1:A:172:PRO:CB	2.56	0.88
1:D:170:TRP:CD2	1:D:171:THR:N	2.42	0.88
1:D:252:GLN:O	2:E:362:ARG:NH1	2.06	0.88
1:D:34:LEU:HD13	1:D:132:LYS:CE	1.99	0.88
2:I:274:LEU:HD23	2:I:296:HIS:HE1	1.36	0.88
2:E:208:ARG:HG2	2:G:89:GLY:HA3	1.56	0.88
2:E:336:ARG:NE	1:F:235:GLN:C	2.27	0.88
2:G:208:ARG:HH22	2:I:90:HIS:CD2	1.87	0.88
2:I:261:VAL:C	2:I:294:THR:OG1	2.11	0.88
1:D:170:TRP:CH2	1:D:172:PRO:CD	2.55	0.88
1:H:95:PHE:HB2	2:I:264:LYS:C	1.94	0.88
2:E:206:HIS:CD2	2:G:174:THR:HG23	2.09	0.88
1:F:127:ALA:CB	1:F:171:THR:HG21	2.03	0.87
1:F:170:TRP:CZ2	1:F:172:PRO:CA	2.57	0.87
1:H:95:PHE:HD1	2:I:264:LYS:O	1.57	0.87
1:A:90:GLY:CA	2:B:240:PRO:HG2	2.04	0.87
1:A:34:LEU:HD12	1:A:132:LYS:HD3	1.57	0.87
2:I:237:PRO:CG	2:I:306:VAL:CG1	2.49	0.87
1:F:170:TRP:CZ3	1:F:172:PRO:HD3	2.10	0.86
1:F:359:ALA:HB1	2:G:406:LEU:HD12	1.56	0.86
2:G:237:PRO:CG	2:G:306:VAL:HG12	2.00	0.86
1:F:129:ALA:HB3	1:F:166:MET:CG	2.04	0.86
2:G:378:LYS:HZ2	1:H:242:TYR:HB2	1.40	0.86
1:A:95:PHE:H	2:B:264:LYS:HB3	1.39	0.86
1:A:90:GLY:H	2:B:240:PRO:CG	1.86	0.86
1:H:256:PRO:HA	2:I:366:GLU:HA	1.56	0.86
1:D:95:PHE:CZ	2:E:271:ASN:CB	2.57	0.86
1:D:259:CYS:HG	1:D:271:CYS:CB	1.84	0.86
1:F:256:PRO:HG2	2:G:366:GLU:O	1.76	0.85
2:G:336:ARG:HH21	1:H:236:ALA:HA	1.35	0.85

Continued on next page...

Continued from previous page...

Atom-1	Atom-2	Interatomic distance (Å)	Clash overlap (Å)
1:F:217:THR:O	1:F:218:GLN:N	2.08	0.85
1:D:254:THR:HA	2:E:368:PRO:CG	2.05	0.85
2:G:339:THR:HG23	1:H:218:GLN:OE1	1.77	0.85
1:A:385:ASP:HB2	2:B:405:GLN:HE21	1.04	0.85
1:A:172:PRO:O	1:A:173:PHE:CG	2.30	0.85
1:H:172:PRO:CG	1:H:268:ALA:CB	2.53	0.85
2:E:156:THR:OG1	2:G:88:GLU:OE2	1.75	0.85
1:H:172:PRO:O	1:H:173:PHE:CG	2.30	0.85
1:F:257:PHE:N	2:G:365:GLY:CA	2.38	0.85
2:I:237:PRO:HG3	2:I:306:VAL:HG11	1.58	0.85
1:D:237:PRO:HG2	2:I:352:TYR:HB3	1.54	0.85
2:G:207:SER:CB	2:I:85:ASP:HB2	2.06	0.84
1:H:90:GLY:C	2:I:240:PRO:HB2	1.97	0.84
2:G:294:THR:O	2:G:295:ASN:CA	2.18	0.84
1:A:172:PRO:O	1:A:173:PHE:CD2	2.30	0.84
1:H:170:TRP:CH2	1:H:172:PRO:CB	2.60	0.84
1:D:90:GLY:CA	2:E:240:PRO:CG	2.53	0.84
1:D:245:LYS:NZ	2:I:378:LYS:HB2	1.91	0.84
2:G:294:THR:O	2:G:295:ASN:N	2.10	0.84
1:A:74:PRO:HB3	1:A:215:ALA:CB	2.07	0.84
1:D:218:GLN:NE2	2:I:338:PRO:O	2.07	0.84
1:F:359:ALA:HB2	2:G:406:LEU:HD12	1.57	0.84
2:G:210:GLN:CD	2:I:91:SER:HB3	1.97	0.84
2:E:89:GLY:C	2:I:208:ARG:NH1	2.31	0.84
1:F:11:VAL:HG22	1:F:36:VAL:HG23	1.58	0.84
1:D:256:PRO:HB3	2:E:366:GLU:HG2	1.56	0.84
1:H:52:LYS:HE3	2:I:100:ARG:NH1	1.92	0.84
1:D:237:PRO:CG	2:I:352:TYR:CB	2.55	0.84
1:D:237:PRO:HB2	2:I:352:TYR:CD2	2.12	0.84
2:G:156:THR:HG21	2:I:88:GLU:OE2	1.77	0.84
1:D:95:PHE:CE2	2:E:271:ASN:CG	2.51	0.84
1:F:171:THR:OG1	1:F:173:PHE:CD2	2.30	0.83
1:H:386:HIS:O	1:H:387:ILE:HD13	1.78	0.83
2:E:202:ARG:HG2	2:E:358:LEU:HD13	1.59	0.83
2:G:339:THR:HG21	1:H:218:GLN:CD	1.98	0.83
2:B:274:LEU:HD21	2:B:296:HIS:CE1	2.12	0.83
1:H:91:GLY:N	2:I:240:PRO:HB2	1.92	0.83
1:A:34:LEU:CD1	1:A:132:LYS:HE3	1.87	0.83
2:E:90:HIS:CG	2:I:208:ARG:HH12	1.95	0.83
2:G:336:ARG:CB	1:H:234:SER:CB	2.49	0.83
1:F:90:GLY:O	2:G:240:PRO:HB2	1.78	0.83

Continued on next page...

Continued from previous page...

Atom-1	Atom-2	Interatomic distance (Å)	Clash overlap (Å)
2:G:206:HIS:NE2	2:I:173:GLU:C	2.32	0.83
1:A:127:ALA:HB2	1:A:171:THR:CG2	2.09	0.83
1:F:127:ALA:HB2	1:F:171:THR:CG2	2.09	0.83
1:H:95:PHE:HB2	2:I:264:LYS:CA	2.09	0.83
2:G:208:ARG:HH21	2:I:88:GLU:HB3	1.44	0.82
1:A:34:LEU:CD1	1:A:132:LYS:HD3	2.06	0.82
2:E:208:ARG:CG	2:G:89:GLY:O	2.27	0.82
2:G:294:THR:C	2:G:295:ASN:N	2.32	0.82
1:A:170:TRP:HZ3	1:A:271:CYS:SG	2.02	0.82
2:E:378:LYS:HD2	1:F:242:TYR:CD1	2.14	0.82
2:G:262:ARG:NH2	2:G:309:ASN:OD1	2.13	0.82
1:H:172:PRO:HG3	1:H:268:ALA:CB	2.09	0.82
2:G:294:THR:HG22	2:G:295:ASN:CA	2.09	0.82
1:H:33:LEU:HG	1:H:133:LEU:HD12	1.61	0.82
2:G:336:ARG:CZ	1:H:236:ALA:HA	2.03	0.82
1:F:253:HIS:CA	2:G:362:ARG:HD3	2.09	0.82
1:D:254:THR:HA	2:E:368:PRO:HG2	1.62	0.82
2:G:336:ARG:CZ	1:H:236:ALA:CA	2.58	0.82
1:F:62:CYS:HB3	2:G:264:LYS:HE2	1.60	0.82
1:D:34:LEU:HB2	1:D:132:LYS:CB	2.10	0.82
1:H:95:PHE:CG	2:I:264:LYS:C	2.53	0.82
2:G:206:HIS:CD2	2:I:174:THR:CG2	2.40	0.81
1:F:93:TYR:CA	2:G:290:HIS:CE1	2.63	0.81
2:G:202:ARG:NH2	2:G:393:THR:O	2.13	0.81
1:D:259:CYS:HG	1:D:271:CYS:HG	1.04	0.81
1:D:253:HIS:O	2:E:368:PRO:CG	2.29	0.81
1:A:95:PHE:HD1	2:B:289:CYS:HA	1.43	0.81
1:H:7:ILE:CD1	1:H:33:LEU:CD1	2.51	0.81
1:D:218:GLN:HB2	1:D:236:ALA:HA	1.62	0.81
2:E:336:ARG:NH1	1:F:235:GLN:C	2.29	0.81
1:D:237:PRO:HG2	2:I:352:TYR:CD2	2.14	0.81
1:A:127:ALA:HB3	1:A:171:THR:CB	1.95	0.81
1:F:129:ALA:HB1	1:F:166:MET:CE	2.10	0.81
1:F:75:ASP:CG	1:F:217:THR:H	1.83	0.80
1:F:95:PHE:CG	2:G:265:CYS:N	2.25	0.80
1:F:33:LEU:HD22	1:F:131:ALA:HB1	1.64	0.80
1:H:95:PHE:HB2	2:I:264:LYS:HB2	1.61	0.80
1:H:75:ASP:OD2	1:H:217:THR:N	2.15	0.80
1:D:51:TYR:CE1	1:D:108:VAL:CG2	2.63	0.80
1:D:52:LYS:HG2	1:D:54:VAL:HG23	1.63	0.80
2:E:336:ARG:CZ	1:F:235:GLN:CA	2.55	0.80

Continued on next page...

Continued from previous page...

Atom-1	Atom-2	Interatomic distance (Å)	Clash overlap (Å)
1:D:237:PRO:HD2	2:I:352:TYR:CD1	2.15	0.80
1:D:11:VAL:HG21	1:D:36:VAL:HG23	1.63	0.80
2:G:207:SER:CB	2:I:85:ASP:CB	2.57	0.80
1:D:95:PHE:CE2	2:E:271:ASN:HB2	2.16	0.80
2:E:378:LYS:HD2	1:F:242:TYR:CE1	2.17	0.80
1:H:90:GLY:O	2:I:241:ASP:N	2.15	0.80
2:E:336:ARG:HD3	1:F:234:SER:C	2.01	0.80
1:F:256:PRO:CB	2:G:366:GLU:C	2.48	0.80
2:G:237:PRO:HB3	2:G:307:PRO:O	1.83	0.79
1:A:88:MET:HB3	2:B:240:PRO:CD	2.12	0.79
2:G:206:HIS:HB3	2:I:174:THR:HG21	0.82	0.79
1:A:384:LYS:CG	1:A:385:ASP:H	1.93	0.79
1:A:88:MET:HB2	2:B:240:PRO:HD3	1.62	0.79
2:I:261:VAL:N	2:I:294:THR:CB	2.44	0.79
1:H:383:PRO:HG2	2:I:407:SER:N	1.97	0.79
1:F:93:TYR:C	2:G:290:HIS:CE1	2.56	0.79
1:F:257:PHE:N	2:G:365:GLY:HA2	1.96	0.79
1:F:129:ALA:CB	1:F:166:MET:CE	2.60	0.79
2:I:261:VAL:CA	2:I:294:THR:OG1	2.31	0.79
2:E:274:LEU:HD21	2:E:311:GLU:CB	2.06	0.79
1:F:171:THR:OG1	1:F:173:PHE:HD2	1.64	0.79
1:D:89:TRP:CE2	2:E:239:THR:HG22	2.13	0.78
1:F:62:CYS:CB	2:G:264:LYS:CE	2.50	0.78
1:A:34:LEU:CD1	1:A:132:LYS:CD	2.35	0.78
1:F:170:TRP:CG	1:F:171:THR:N	2.47	0.78
1:A:90:GLY:H	2:B:240:PRO:CD	1.96	0.78
1:F:90:GLY:H	2:G:240:PRO:HG2	1.47	0.78
2:I:294:THR:CG2	2:I:295:ASN:N	2.33	0.78
1:D:33:LEU:HD23	1:D:133:LEU:HD13	1.66	0.78
1:H:253:HIS:O	2:I:368:PRO:CB	2.31	0.78
1:A:385:ASP:CA	1:A:386:HIS:CB	2.30	0.77
1:A:170:TRP:HH2	1:A:172:PRO:HB3	1.41	0.77
1:D:34:LEU:CD1	1:D:132:LYS:HE3	2.07	0.77
2:B:237:PRO:HG3	2:B:306:VAL:HG12	1.65	0.77
1:F:75:ASP:OD2	1:F:217:THR:CA	2.32	0.77
2:G:210:GLN:HG3	2:I:91:SER:HB2	1.60	0.77
1:H:254:THR:HA	2:I:368:PRO:CG	2.15	0.77
2:E:339:THR:HG23	1:F:218:GLN:NE2	1.99	0.77
1:F:90:GLY:C	2:G:240:PRO:CB	2.52	0.77
2:I:333:PRO:O	2:I:396:ASN:ND2	2.16	0.77
2:B:238:ASP:HB3	2:B:292:ALA:HB1	1.67	0.77

Continued on next page...

Continued from previous page...

Atom-1	Atom-2	Interatomic distance (Å)	Clash overlap (Å)
1:F:170:TRP:CH2	1:F:172:PRO:CD	2.67	0.77
2:I:260:THR:HB	2:I:295:ASN:N	1.99	0.77
1:F:108:VAL:HG11	1:F:217:THR:CG2	2.15	0.77
2:E:274:LEU:CD2	2:E:311:GLU:CD	2.53	0.76
1:H:88:MET:HE2	2:I:239:THR:HA	1.67	0.76
1:F:11:VAL:HG23	1:F:36:VAL:CG2	2.15	0.76
1:H:225:ALA:H	1:H:230:HIS:HE1	1.33	0.76
2:B:248:GLN:HG2	2:B:253:LYS:HB2	1.68	0.76
1:A:173:PHE:HE1	1:A:184:VAL:CG1	1.96	0.76
1:A:93:TYR:C	2:B:290:HIS:ND1	2.40	0.76
1:H:172:PRO:HG3	1:H:268:ALA:HB1	1.66	0.76
2:E:88:GLU:OE2	2:I:156:THR:HG21	1.85	0.76
1:F:93:TYR:HA	2:G:290:HIS:CE1	2.21	0.75
1:D:257:PHE:H	2:E:366:GLU:N	1.84	0.75
1:H:88:MET:N	2:I:240:PRO:HG3	2.00	0.75
1:D:52:LYS:HE2	1:D:54:VAL:HG22	1.68	0.75
1:D:253:HIS:O	2:E:368:PRO:CB	2.34	0.75
1:A:385:ASP:HB3	2:B:405:GLN:HG2	1.65	0.75
1:A:94:CYS:HA	2:B:264:LYS:HD2	1.68	0.75
2:G:210:GLN:CG	2:I:91:SER:CB	2.47	0.75
2:I:237:PRO:CG	2:I:306:VAL:HG12	2.11	0.75
2:G:352:TYR:CE2	1:H:198:GLY:HA3	2.21	0.75
1:D:385:ASP:O	2:E:405:GLN:CG	2.31	0.75
1:A:385:ASP:CB	2:B:405:GLN:NE2	2.32	0.75
2:G:156:THR:HG22	2:I:88:GLU:OE1	1.87	0.75
1:D:225:ALA:H	1:D:230:HIS:HE1	1.34	0.75
1:A:74:PRO:HB2	1:A:215:ALA:CB	2.14	0.75
1:F:256:PRO:HB3	2:G:366:GLU:C	2.06	0.74
2:I:248:GLN:HG2	2:I:253:LYS:HB2	1.68	0.74
1:A:88:MET:CB	2:B:240:PRO:CD	2.65	0.74
1:A:225:ALA:H	1:A:230:HIS:HE1	1.33	0.74
1:H:127:ALA:HB2	1:H:171:THR:CB	2.15	0.74
1:D:253:HIS:O	2:E:368:PRO:HB2	1.87	0.74
2:E:336:ARG:HD3	1:F:235:GLN:CA	2.18	0.74
1:D:256:PRO:HA	2:E:366:GLU:C	2.08	0.74
2:G:378:LYS:HZ2	1:H:242:TYR:CB	2.01	0.74
1:D:170:TRP:CZ2	1:D:172:PRO:CD	2.71	0.74
2:G:274:LEU:HD21	2:G:296:HIS:CE1	2.21	0.74
1:F:225:ALA:H	1:F:230:HIS:HE1	1.33	0.74
2:E:336:ARG:HB3	1:F:234:SER:OG	1.86	0.74
1:D:33:LEU:CD2	1:D:133:LEU:HD13	2.17	0.74

Continued on next page...

Continued from previous page...

Atom-1	Atom-2	Interatomic distance (Å)	Clash overlap (Å)
1:F:235:GLN:CA	1:F:236:ALA:N	2.50	0.73
1:F:254:THR:HG22	2:G:370:TYR:HB2	1.69	0.73
1:F:129:ALA:HB1	1:F:166:MET:HE1	1.69	0.73
1:D:95:PHE:CE2	2:E:271:ASN:CB	2.72	0.73
2:E:248:GLN:HG2	2:E:253:LYS:HB2	1.68	0.73
2:E:90:HIS:CD2	2:I:208:ARG:NH1	2.56	0.73
2:G:206:HIS:NE2	2:I:173:GLU:CA	2.51	0.73
1:D:62:CYS:CB	2:E:264:LYS:CE	2.57	0.73
2:E:378:LYS:HZ2	1:F:242:TYR:CB	2.01	0.73
2:E:207:SER:HB2	2:G:85:ASP:HB2	1.71	0.73
2:G:248:GLN:HG2	2:G:253:LYS:HB2	1.68	0.73
2:G:206:HIS:CG	2:I:174:THR:HG22	2.06	0.72
1:A:291:VAL:CG2	1:F:304:PRO:C	2.30	0.72
1:A:33:LEU:CD2	1:A:133:LEU:HD13	2.20	0.72
1:A:52:LYS:HE3	2:B:100:ARG:NH1	2.05	0.72
1:F:170:TRP:HZ2	1:F:172:PRO:HA	1.53	0.72
1:D:11:VAL:HA	1:D:33:LEU:O	1.90	0.72
1:D:382:PRO:O	1:D:383:PRO:O	2.08	0.72
1:H:88:MET:HE1	2:I:238:ASP:CA	2.18	0.72
1:D:171:THR:C	1:D:173:PHE:H	1.93	0.72
1:A:218:GLN:CB	1:A:236:ALA:HB2	2.12	0.72
1:A:170:TRP:CZ3	1:A:271:CYS:SG	2.83	0.71
2:E:336:ARG:CB	1:F:234:SER:CB	2.38	0.71
1:H:11:VAL:CG2	1:H:36:VAL:HG23	2.20	0.71
2:E:378:LYS:NZ	1:F:198:GLY:O	2.21	0.71
1:F:256:PRO:HB2	2:G:366:GLU:CA	2.02	0.71
2:E:334:LYS:CD	2:E:396:ASN:C	2.59	0.71
1:D:171:THR:OG1	1:D:173:PHE:HD2	1.73	0.71
1:F:129:ALA:O	1:F:148:ALA:HB3	1.90	0.71
1:D:90:GLY:HA3	2:E:240:PRO:HB2	1.73	0.71
2:G:274:LEU:CD2	2:G:311:GLU:CD	2.49	0.71
1:F:129:ALA:CB	1:F:166:MET:CG	2.64	0.71
1:F:170:TRP:C	1:F:171:THR:HG22	2.10	0.71
1:H:268:ALA:HB1	1:H:271:CYS:SG	2.31	0.71
2:E:274:LEU:HD23	2:E:311:GLU:CG	2.19	0.71
1:F:91:GLY:O	2:G:240:PRO:HG3	1.91	0.71
1:H:88:MET:H	2:I:240:PRO:HG3	1.55	0.71
2:E:262:ARG:HA	2:E:274:LEU:H	1.56	0.71
1:D:254:THR:CA	2:E:368:PRO:HG3	2.20	0.70
1:D:218:GLN:NE2	2:I:339:THR:CA	2.20	0.70
1:A:387:ILE:HG21	2:B:342:TYR:CD2	2.26	0.70

Continued on next page...

Continued from previous page...

Atom-1	Atom-2	Interatomic distance (Å)	Clash overlap (Å)
1:A:127:ALA:HB2	1:A:171:THR:HG21	1.72	0.70
1:D:52:LYS:O	1:D:108:VAL:C	2.30	0.70
2:E:336:ARG:HB3	1:F:234:SER:HB2	0.71	0.70
2:G:378:LYS:HZ1	1:H:242:TYR:HB2	1.56	0.70
1:A:90:GLY:CA	2:B:240:PRO:C	2.49	0.70
1:F:127:ALA:CB	1:F:171:THR:CG2	2.70	0.70
1:H:253:HIS:O	2:I:368:PRO:CG	2.40	0.70
1:H:95:PHE:CB	2:I:264:LYS:C	2.61	0.69
1:A:90:GLY:C	2:B:240:PRO:C	2.49	0.69
2:E:207:SER:CB	2:G:85:ASP:HB2	2.22	0.69
1:A:256:PRO:HA	2:B:366:GLU:HA	0.75	0.69
1:A:91:GLY:N	2:B:240:PRO:CB	2.53	0.69
2:G:207:SER:HB2	2:I:85:ASP:CG	2.12	0.69
1:D:51:TYR:OH	1:D:235:GLN:NE2	2.25	0.69
1:A:33:LEU:HD23	1:A:133:LEU:HD13	1.74	0.69
2:G:339:THR:CG2	1:H:218:GLN:OE1	2.36	0.69
2:G:237:PRO:O	2:G:238:ASP:CG	2.30	0.69
2:B:262:ARG:HA	2:B:274:LEU:H	1.56	0.69
2:B:262:ARG:NH2	2:B:309:ASN:CG	2.42	0.69
1:D:259:CYS:CB	1:D:271:CYS:SG	2.80	0.69
1:D:88:MET:HB3	2:E:240:PRO:HD3	1.72	0.69
1:A:90:GLY:C	2:B:240:PRO:CG	2.60	0.69
1:A:173:PHE:HE1	1:A:184:VAL:HG12	1.56	0.69
1:D:11:VAL:CG2	1:D:36:VAL:CG2	2.54	0.69
1:D:252:GLN:NE2	2:E:362:ARG:HH22	1.89	0.69
2:I:262:ARG:NH2	2:I:309:ASN:OD1	2.25	0.69
2:I:237:PRO:O	2:I:238:ASP:CG	2.30	0.69
1:D:34:LEU:CB	1:D:132:LYS:HB2	2.18	0.69
1:D:254:THR:C	2:E:368:PRO:HG3	2.13	0.69
1:H:256:PRO:CA	2:I:366:GLU:HA	2.23	0.69
2:I:262:ARG:HA	2:I:274:LEU:H	1.56	0.69
2:I:294:THR:O	2:I:295:ASN:CG	2.30	0.69
1:D:256:PRO:CG	2:E:366:GLU:CG	2.71	0.69
2:G:262:ARG:HA	2:G:274:LEU:H	1.56	0.69
1:H:127:ALA:HB3	1:H:171:THR:HB	1.74	0.69
1:D:170:TRP:CE2	1:D:172:PRO:N	2.61	0.69
2:G:156:THR:CG2	2:I:88:GLU:OE2	2.41	0.69
2:B:274:LEU:HD23	2:B:311:GLU:CD	2.10	0.69
1:H:91:GLY:O	2:I:240:PRO:CB	2.41	0.68
1:H:33:LEU:HG	1:H:133:LEU:HD11	1.72	0.68
1:H:11:VAL:HG23	1:H:36:VAL:HG23	1.75	0.68

Continued on next page...

Continued from previous page...

Atom-1	Atom-2	Interatomic distance (Å)	Clash overlap (Å)
1:D:234:SER:CB	2:I:336:ARG:CA	2.43	0.68
2:G:378:LYS:CD	1:H:242:TYR:CD1	2.71	0.68
1:A:34:LEU:HD11	1:A:132:LYS:CE	1.96	0.68
1:D:88:MET:HE1	2:E:239:THR:N	2.07	0.68
1:D:254:THR:HA	2:E:368:PRO:HG3	1.76	0.68
1:H:170:TRP:CZ3	1:H:172:PRO:CD	2.75	0.68
1:H:133:LEU:HG	1:H:134:ARG:N	2.07	0.68
1:F:88:MET:HB2	2:G:240:PRO:CG	2.22	0.68
2:G:208:ARG:H	2:I:89:GLY:HA2	1.59	0.68
2:I:274:LEU:CD1	2:I:294:THR:HG23	2.24	0.68
1:D:242:TYR:HD1	2:I:378:LYS:HD3	1.58	0.68
2:G:208:ARG:NH2	2:I:87:GLY:O	2.26	0.68
1:D:90:GLY:HA3	2:E:240:PRO:O	1.93	0.67
1:D:237:PRO:CB	2:I:352:TYR:CD2	2.76	0.67
1:A:127:ALA:HB2	1:A:171:THR:HG1	1.57	0.67
1:H:92:ALA:HB3	2:I:290:HIS:HD2	1.59	0.67
1:D:256:PRO:CG	2:E:366:GLU:HG3	2.24	0.67
1:H:95:PHE:CG	2:I:265:CYS:N	2.53	0.67
2:E:174:THR:HG23	2:I:206:HIS:CG	2.30	0.67
1:D:237:PRO:CG	2:I:352:TYR:CD2	2.77	0.67
1:D:170:TRP:CZ3	1:D:172:PRO:HD3	2.27	0.67
1:D:52:LYS:HG2	1:D:54:VAL:CG2	2.25	0.67
2:I:261:VAL:N	2:I:294:THR:OG1	2.27	0.67
1:D:234:SER:C	2:I:336:ARG:HB2	2.14	0.67
1:H:33:LEU:HD23	1:H:133:LEU:CD1	2.16	0.67
2:B:294:THR:HG22	2:B:295:ASN:CB	2.23	0.67
1:F:91:GLY:N	2:G:240:PRO:HB2	2.08	0.67
1:H:127:ALA:CB	1:H:171:THR:CB	2.73	0.67
2:B:238:ASP:HB3	2:B:292:ALA:CB	2.24	0.67
1:A:91:GLY:N	2:B:240:PRO:CG	2.58	0.67
1:A:90:GLY:C	2:B:240:PRO:HG2	2.14	0.67
1:F:11:VAL:CG2	1:F:36:VAL:CG2	2.62	0.67
2:G:208:ARG:O	2:I:89:GLY:O	2.12	0.67
1:F:257:PHE:H	2:G:365:GLY:C	1.98	0.66
1:F:9:ASN:OD1	1:F:36:VAL:HG11	1.95	0.66
1:D:90:GLY:HA3	2:E:240:PRO:C	2.15	0.66
1:F:256:PRO:HG2	2:G:366:GLU:CA	2.15	0.66
1:A:127:ALA:CB	1:A:171:THR:CG2	2.70	0.66
1:F:75:ASP:OD2	1:F:217:THR:OG1	2.13	0.66
1:F:129:ALA:CB	1:F:166:MET:SD	2.83	0.66
2:G:206:HIS:CE1	2:I:173:GLU:C	2.69	0.66

Continued on next page...

Continued from previous page...

Atom-1	Atom-2	Interatomic distance (Å)	Clash overlap (Å)
1:F:171:THR:C	1:F:173:PHE:N	2.47	0.66
1:D:51:TYR:CE1	1:D:108:VAL:HG22	2.30	0.66
2:G:274:LEU:HD21	2:G:311:GLU:OE2	1.89	0.66
1:D:259:CYS:CB	1:D:271:CYS:HG	2.09	0.66
1:A:172:PRO:O	1:A:173:PHE:CB	2.43	0.66
1:D:234:SER:C	2:I:336:ARG:CB	2.62	0.66
1:F:93:TYR:CE1	2:G:238:ASP:HB2	2.31	0.66
1:A:253:HIS:HB3	2:B:370:TYR:HB2	1.78	0.66
1:A:7:ILE:HD11	1:A:33:LEU:CD1	2.26	0.66
1:D:245:LYS:HE2	2:I:378:LYS:CG	2.26	0.66
1:D:170:TRP:CZ2	1:D:172:PRO:CA	2.79	0.66
1:F:235:GLN:C	1:F:236:ALA:CA	2.63	0.66
1:D:271:CYS:O	1:D:272:ALA:C	2.33	0.66
2:G:156:THR:CG2	2:I:88:GLU:OE1	2.44	0.66
2:E:339:THR:HG23	1:F:218:GLN:OE1	1.95	0.66
1:F:93:TYR:HA	2:G:290:HIS:HE1	1.60	0.65
1:F:249:ALA:HB2	2:G:370:TYR:CE2	2.32	0.65
2:G:260:THR:HB	2:G:295:ASN:N	2.12	0.65
2:B:274:LEU:CD2	2:B:296:HIS:CE1	2.79	0.65
1:D:88:MET:HB3	2:E:240:PRO:CD	2.26	0.65
1:A:116:THR:HG21	2:B:218:SER:HB3	1.79	0.65
1:H:88:MET:CG	2:I:240:PRO:HD3	2.26	0.65
2:E:274:LEU:CD2	2:E:311:GLU:CG	2.75	0.65
1:F:253:HIS:O	2:G:362:ARG:CG	2.44	0.65
1:F:172:PRO:HG3	1:F:259:CYS:SG	2.35	0.65
2:I:294:THR:O	2:I:295:ASN:ND2	2.30	0.65
2:I:238:ASP:HB3	2:I:292:ALA:CB	2.27	0.65
1:H:171:THR:O	1:H:173:PHE:N	2.30	0.65
1:H:93:TYR:O	2:I:290:HIS:CE1	2.49	0.65
1:D:252:GLN:NE2	2:E:362:ARG:NH2	2.45	0.65
1:A:268:ALA:HB1	1:A:271:CYS:SG	2.38	0.64
1:D:252:GLN:HE21	2:E:362:ARG:NH1	1.94	0.64
2:B:199:VAL:HG11	2:B:374:TRP:CZ2	2.32	0.64
1:D:384:LYS:HE3	1:D:385:ASP:HB2	1.80	0.64
1:A:271:CYS:O	1:A:272:ALA:C	2.34	0.64
1:F:170:TRP:CZ3	1:F:172:PRO:CD	2.81	0.64
1:D:218:GLN:HB2	1:D:236:ALA:CA	2.27	0.64
2:G:336:ARG:NH2	1:H:236:ALA:CB	2.57	0.64
1:H:127:ALA:HB2	1:H:171:THR:HB	1.76	0.64
1:H:271:CYS:O	1:H:272:ALA:C	2.35	0.64
2:B:204:LYS:HE3	2:B:374:TRP:CE2	2.33	0.64

Continued on next page...

Continued from previous page...

Atom-1	Atom-2	Interatomic distance (Å)	Clash overlap (Å)
1:D:88:MET:CB	2:E:240:PRO:HD3	2.27	0.64
1:H:254:THR:CA	2:I:368:PRO:HG3	2.26	0.64
2:G:333:PRO:O	2:G:396:ASN:HB2	1.97	0.64
2:E:334:LYS:CG	2:E:396:ASN:CB	2.37	0.64
2:E:90:HIS:N	2:I:208:ARG:NH1	2.46	0.64
2:G:294:THR:HB	2:G:295:ASN:N	2.13	0.64
1:A:91:GLY:N	2:B:240:PRO:HG2	2.13	0.64
1:H:95:PHE:HB3	2:I:264:LYS:CB	2.04	0.63
1:A:94:CYS:O	2:B:290:HIS:CB	2.47	0.63
1:F:88:MET:HB2	2:G:240:PRO:HG3	1.78	0.63
1:F:129:ALA:HB1	1:F:166:MET:SD	2.37	0.63
1:F:90:GLY:CA	2:G:240:PRO:C	2.56	0.63
1:F:257:PHE:HB3	1:F:272:ALA:CB	2.24	0.63
1:F:95:PHE:H	2:G:264:LYS:HD2	1.64	0.63
2:G:207:SER:CB	2:I:85:ASP:OD1	2.46	0.63
2:I:294:THR:C	2:I:295:ASN:CG	2.57	0.63
2:E:336:ARG:NH2	1:F:235:GLN:C	2.49	0.63
1:H:385:ASP:CA	1:H:386:HIS:CB	2.51	0.63
1:D:34:LEU:CD1	1:D:132:LYS:CD	2.77	0.63
2:E:260:THR:HG21	2:E:296:HIS:CE1	2.33	0.63
1:H:383:PRO:HG3	2:I:407:SER:N	2.10	0.63
1:A:90:GLY:H	2:B:240:PRO:HD2	1.62	0.63
1:A:95:PHE:N	2:B:264:LYS:HB3	2.04	0.63
1:D:95:PHE:HE2	2:E:271:ASN:ND2	1.92	0.63
1:H:253:HIS:O	2:I:368:PRO:HB2	1.99	0.63
1:A:91:GLY:CA	2:B:240:PRO:HB2	2.28	0.63
1:D:252:GLN:HE21	2:E:362:ARG:CZ	2.12	0.63
1:H:172:PRO:O	1:H:173:PHE:CD1	2.51	0.63
1:D:11:VAL:HG21	1:D:35:SER:CA	2.28	0.63
1:D:7:ILE:CD1	1:D:33:LEU:CD1	2.75	0.63
1:F:273:VAL:HG13	1:F:273:VAL:O	1.98	0.63
1:F:93:TYR:CD1	2:G:238:ASP:HB2	2.34	0.62
2:G:352:TYR:CD2	1:H:237:PRO:CD	2.71	0.62
2:E:208:ARG:HG2	2:G:89:GLY:CA	2.28	0.62
2:G:208:ARG:NH2	2:I:88:GLU:HB3	2.13	0.62
1:F:170:TRP:CH2	1:F:172:PRO:CA	2.81	0.62
1:F:33:LEU:HD22	1:F:131:ALA:CB	2.29	0.62
1:F:132:LYS:HA	1:F:144:VAL:O	1.98	0.62
1:F:52:LYS:C	1:F:53:THR:N	2.53	0.62
2:E:237:PRO:CB	2:E:306:VAL:HG12	2.29	0.62
1:D:252:GLN:HE22	2:E:362:ARG:HH22	1.46	0.62

Continued on next page...

Continued from previous page...

Atom-1	Atom-2	Interatomic distance (Å)	Clash overlap (Å)
1:A:90:GLY:C	2:B:240:PRO:O	2.38	0.62
1:A:90:GLY:CA	2:B:240:PRO:CG	2.78	0.62
1:D:90:GLY:HA3	2:E:240:PRO:CB	2.26	0.61
2:E:237:PRO:CG	2:E:306:VAL:HG11	2.10	0.61
2:G:208:ARG:HH21	2:I:88:GLU:CA	2.10	0.61
1:H:52:LYS:HE3	2:I:100:ARG:HH12	1.66	0.61
1:A:256:PRO:HA	2:B:366:GLU:C	2.21	0.61
1:F:92:ALA:HB3	2:G:290:HIS:CD2	2.35	0.61
1:D:252:GLN:NE2	2:E:362:ARG:HH12	1.98	0.61
2:G:378:LYS:HB2	1:H:242:TYR:CE1	2.35	0.61
1:H:90:GLY:O	2:I:240:PRO:C	2.35	0.61
2:E:206:HIS:CD2	2:G:174:THR:CG2	2.84	0.61
2:G:333:PRO:O	2:G:396:ASN:CB	2.48	0.61
1:D:237:PRO:CD	2:I:352:TYR:CD1	2.84	0.61
1:F:359:ALA:HB1	2:G:406:LEU:CD1	2.30	0.61
1:A:256:PRO:CG	2:B:366:GLU:CG	2.77	0.60
2:E:334:LYS:HG3	2:E:396:ASN:HB2	0.68	0.60
2:E:336:ARG:CD	1:F:235:GLN:CA	2.79	0.60
1:F:171:THR:O	1:F:172:PRO:C	2.37	0.60
1:F:253:HIS:HA	2:G:362:ARG:HD3	1.80	0.60
2:E:206:HIS:CG	2:G:174:THR:CG2	2.84	0.60
1:H:273:VAL:HG13	1:H:273:VAL:O	2.00	0.60
1:F:88:MET:CB	2:G:240:PRO:CG	2.78	0.60
1:D:34:LEU:HD12	1:D:132:LYS:CD	2.30	0.60
2:B:204:LYS:HB2	2:B:356:PRO:HB2	1.83	0.60
1:A:173:PHE:CE1	1:A:251:LEU:CD1	2.85	0.60
1:H:173:PHE:C	1:H:174:ASP:O	2.38	0.60
1:D:171:THR:OG1	1:D:173:PHE:CD2	2.55	0.60
1:D:88:MET:SD	2:E:238:ASP:HB2	2.41	0.60
2:E:203:GLU:CD	2:E:396:ASN:ND2	2.54	0.60
1:A:256:PRO:CA	2:B:366:GLU:CA	2.44	0.60
1:A:254:THR:HA	2:B:368:PRO:CD	2.32	0.60
2:E:210:GLN:HE21	2:G:91:SER:HB3	1.66	0.60
1:F:253:HIS:O	2:G:362:ARG:CB	2.49	0.59
1:F:257:PHE:H	2:G:365:GLY:N	1.99	0.59
1:D:245:LYS:CE	2:I:378:LYS:HD2	2.32	0.59
2:E:174:THR:HG23	2:I:206:HIS:HB3	1.82	0.59
1:H:74:PRO:CB	1:H:215:ALA:HB3	2.32	0.59
2:I:238:ASP:HB3	2:I:292:ALA:HB1	1.83	0.59
1:A:291:VAL:HG22	1:F:304:PRO:HA	1.80	0.59
1:D:256:PRO:CG	2:E:366:GLU:HG2	2.31	0.59

Continued on next page...

Continued from previous page...

Atom-1	Atom-2	Interatomic distance (Å)	Clash overlap (Å)
2:G:294:THR:O	2:G:295:ASN:HA	2.01	0.59
2:B:236:PRO:HB3	2:B:237:PRO:HD2	1.84	0.59
1:D:256:PRO:CB	2:E:366:GLU:HG2	2.19	0.59
1:H:88:MET:CE	2:I:239:THR:N	2.50	0.59
2:E:378:LYS:HZ2	1:F:242:TYR:HB2	1.67	0.59
1:F:129:ALA:HB2	1:F:166:MET:HE2	1.83	0.59
1:H:271:CYS:O	1:H:273:VAL:N	2.36	0.59
2:G:156:THR:HG21	2:I:88:GLU:CD	2.24	0.58
1:F:112:GLU:HB3	2:G:229:GLU:HG2	1.84	0.58
1:F:254:THR:HG22	2:G:370:TYR:CB	2.33	0.58
2:I:274:LEU:HD12	2:I:294:THR:HG23	1.85	0.58
1:D:234:SER:CA	2:I:336:ARG:HB2	2.21	0.58
1:D:34:LEU:HB3	1:D:132:LYS:HD3	1.84	0.58
1:F:42:LEU:HD11	1:F:266:VAL:HG22	1.85	0.58
1:H:42:LEU:HD11	1:H:266:VAL:HG22	1.85	0.58
1:A:171:THR:O	1:A:172:PRO:C	2.42	0.58
2:G:207:SER:HB2	2:I:85:ASP:OD1	2.04	0.58
1:H:95:PHE:HB2	2:I:264:LYS:O	2.04	0.58
1:A:172:PRO:HG3	1:A:271:CYS:SG	2.44	0.58
1:A:90:GLY:O	2:B:240:PRO:CB	2.41	0.57
2:G:208:ARG:CZ	2:I:90:HIS:H	2.16	0.57
2:E:89:GLY:HA3	2:I:208:ARG:NE	2.15	0.57
1:D:256:PRO:C	2:E:366:GLU:HA	2.19	0.57
2:I:334:LYS:HE2	2:I:396:ASN:O	2.04	0.57
2:G:333:PRO:O	2:G:396:ASN:ND2	2.37	0.57
1:H:91:GLY:O	2:I:240:PRO:CG	2.52	0.57
1:H:11:VAL:HG22	1:H:33:LEU:O	2.05	0.57
1:F:171:THR:C	1:F:173:PHE:H	2.01	0.57
1:H:252:GLN:HE21	2:I:362:ARG:CZ	2.17	0.57
1:D:252:GLN:NE2	2:E:362:ARG:NH1	2.51	0.57
1:D:42:LEU:HD11	1:D:266:VAL:HG22	1.85	0.57
2:B:294:THR:HB	2:B:295:ASN:N	2.20	0.57
1:A:91:GLY:O	2:B:240:PRO:HG3	2.03	0.57
1:F:253:HIS:HA	2:G:362:ARG:NE	2.20	0.57
2:G:212:GLY:CA	2:G:332:VAL:O	2.50	0.57
1:H:386:HIS:O	1:H:387:ILE:CD1	2.51	0.57
1:A:256:PRO:CB	2:B:366:GLU:HA	2.33	0.57
1:D:92:ALA:N	2:E:290:HIS:CD2	2.72	0.57
1:A:42:LEU:HD11	1:A:266:VAL:HG22	1.85	0.57
2:I:274:LEU:HD11	2:I:294:THR:HG23	1.87	0.57
1:A:252:GLN:CD	2:B:362:ARG:HH12	2.01	0.57

Continued on next page...

Continued from previous page...

Atom-1	Atom-2	Interatomic distance (Å)	Clash overlap (Å)
1:D:51:TYR:CE1	1:D:108:VAL:HG21	2.40	0.57
1:A:9:ASN:OD1	1:A:36:VAL:HG21	2.05	0.57
1:D:89:TRP:CD1	2:E:240:PRO:HD2	2.40	0.57
2:G:336:ARG:HH21	2:G:352:TYR:CB	2.17	0.57
2:E:334:LYS:HD3	2:E:397:ASN:CA	2.34	0.57
1:A:94:CYS:O	2:B:290:HIS:HB2	2.05	0.57
1:F:170:TRP:O	1:F:171:THR:HG22	2.05	0.57
1:F:257:PHE:N	2:G:365:GLY:C	2.54	0.57
1:D:7:ILE:CD1	1:D:33:LEU:HD12	2.35	0.57
1:F:147:TYR:H	1:F:152:HIS:HD2	1.53	0.57
1:D:245:LYS:HZ3	2:I:378:LYS:HB2	1.70	0.57
2:B:237:PRO:HG3	2:B:306:VAL:HG13	1.72	0.57
1:F:90:GLY:O	2:G:240:PRO:C	2.43	0.56
1:F:253:HIS:HA	2:G:362:ARG:CZ	2.34	0.56
2:E:174:THR:CG2	2:I:206:HIS:HB3	2.33	0.56
2:B:199:VAL:HG11	2:B:374:TRP:HZ2	1.70	0.56
1:D:234:SER:HB3	2:I:336:ARG:HA	1.86	0.56
2:E:237:PRO:O	2:E:238:ASP:CG	2.44	0.56
2:G:336:ARG:HB2	1:H:234:SER:CB	2.26	0.56
1:A:385:ASP:HA	1:A:386:HIS:HB2	0.61	0.56
1:D:237:PRO:HB2	2:I:352:TYR:CE2	2.40	0.56
1:F:11:VAL:HG13	1:F:34:LEU:O	2.05	0.56
2:G:213:LYS:O	2:G:332:VAL:HG22	2.06	0.56
2:I:262:ARG:N	2:I:294:THR:OG1	2.38	0.56
1:F:254:THR:HA	2:G:368:PRO:HB2	1.87	0.56
1:D:237:PRO:CG	2:I:352:TYR:HB3	2.30	0.56
2:G:378:LYS:HD2	1:H:242:TYR:CG	2.38	0.56
1:A:170:TRP:CH2	1:A:172:PRO:CD	2.88	0.56
1:H:172:PRO:O	1:H:173:PHE:CD2	2.59	0.56
1:H:92:ALA:CB	2:I:290:HIS:CD2	2.88	0.56
1:F:172:PRO:CG	1:F:259:CYS:SG	2.94	0.56
1:D:95:PHE:CE1	2:E:271:ASN:HB2	2.40	0.56
1:F:253:HIS:HA	2:G:362:ARG:CD	2.36	0.56
2:G:336:ARG:HH21	2:G:352:TYR:HB2	1.70	0.55
1:A:386:HIS:O	1:A:387:ILE:HD13	2.06	0.55
2:I:237:PRO:HB3	2:I:307:PRO:O	2.06	0.55
2:I:237:PRO:C	2:I:238:ASP:CG	2.65	0.55
1:H:93:TYR:CE1	2:I:238:ASP:OD2	2.48	0.55
1:D:237:PRO:HD2	2:I:352:TYR:CE1	2.41	0.55
1:A:147:TYR:H	1:A:152:HIS:HD2	1.53	0.55
1:H:147:TYR:H	1:H:152:HIS:HD2	1.53	0.55

Continued on next page...

Continued from previous page...

Atom-1	Atom-2	Interatomic distance (Å)	Clash overlap (Å)
2:I:260:THR:HB	2:I:294:THR:C	2.27	0.55
1:F:92:ALA:HB3	2:G:290:HIS:HD2	1.70	0.55
2:G:211:HIS:HB3	1:H:225:ALA:HB1	1.88	0.55
1:A:51:TYR:HB2	1:A:108:VAL:CG1	2.37	0.55
1:D:129:ALA:HB1	1:D:166:MET:HE1	1.89	0.55
1:D:89:TRP:HE1	2:E:239:THR:HG23	0.48	0.55
1:D:147:TYR:H	1:D:152:HIS:HD2	1.53	0.55
1:H:88:MET:HE2	2:I:239:THR:CA	2.36	0.55
1:D:88:MET:SD	2:E:238:ASP:CB	2.94	0.55
1:A:256:PRO:C	2:B:366:GLU:HA	2.25	0.55
1:D:90:GLY:O	2:E:240:PRO:CB	2.43	0.55
1:H:90:GLY:C	2:I:240:PRO:CB	2.74	0.55
2:B:260:THR:HB	2:B:295:ASN:N	2.22	0.55
1:H:253:HIS:O	2:I:368:PRO:HG3	2.07	0.55
2:E:90:HIS:HD2	2:I:208:ARG:HH22	1.55	0.54
2:E:334:LYS:HE2	2:E:396:ASN:O	2.07	0.54
1:F:33:LEU:CD2	1:F:131:ALA:HB1	2.36	0.54
2:G:352:TYR:CB	1:H:237:PRO:CD	2.78	0.54
2:E:336:ARG:CZ	1:F:235:GLN:HA	2.22	0.54
1:A:385:ASP:HB3	1:A:387:ILE:N	2.22	0.54
1:D:11:VAL:CG1	1:D:35:SER:HA	2.29	0.54
2:G:334:LYS:HD3	2:G:397:ASN:HA	1.90	0.54
2:G:352:TYR:CB	1:H:237:PRO:HD3	2.18	0.54
1:H:95:PHE:CE1	2:I:288:GLN:O	2.61	0.54
2:E:262:ARG:NH1	2:E:310:ALA:HB3	2.23	0.54
2:G:156:THR:CG2	2:I:88:GLU:CD	2.75	0.54
1:D:108:VAL:O	1:D:109:GLU:N	2.40	0.54
2:E:90:HIS:CD2	2:I:208:ARG:HH22	2.25	0.54
1:D:257:PHE:H	2:E:365:GLY:C	2.10	0.54
1:D:257:PHE:N	2:E:365:GLY:C	2.61	0.54
1:D:34:LEU:CB	1:D:132:LYS:HD3	2.37	0.54
2:G:202:ARG:NH1	2:G:360:SER:OG	2.40	0.54
2:E:206:HIS:CG	2:G:174:THR:HG23	2.42	0.54
1:A:112:GLU:HB2	2:B:102:ARG:NH2	2.22	0.54
2:E:89:GLY:C	2:I:208:ARG:HG3	2.28	0.54
1:A:88:MET:CE	2:B:238:ASP:H	2.21	0.54
1:H:170:TRP:CE3	1:H:172:PRO:HD3	2.43	0.54
1:F:384:LYS:HG3	1:F:385:ASP:N	2.23	0.54
1:A:127:ALA:CB	1:A:171:THR:HG21	2.36	0.53
1:F:88:MET:CB	2:G:240:PRO:HG3	2.39	0.53
1:H:90:GLY:N	2:I:240:PRO:HG2	2.23	0.53

Continued on next page...

Continued from previous page...

Atom-1	Atom-2	Interatomic distance (Å)	Clash overlap (Å)
1:A:93:TYR:O	2:B:290:HIS:CE1	2.60	0.53
1:F:170:TRP:CE3	1:F:171:THR:N	2.77	0.53
1:F:129:ALA:HB2	1:F:166:MET:HG3	1.85	0.53
2:I:274:LEU:CD2	2:I:311:GLU:OE2	2.56	0.53
1:H:90:GLY:HA3	2:I:241:ASP:HA	1.90	0.53
1:A:38:LEU:HD13	1:A:172:PRO:CD	2.39	0.53
1:H:91:GLY:CA	2:I:240:PRO:HB2	2.38	0.53
1:F:108:VAL:O	1:F:109:GLU:N	2.41	0.53
1:D:217:THR:O	1:D:218:GLN:N	2.41	0.53
1:H:91:GLY:O	2:I:240:PRO:HG3	2.08	0.53
2:E:89:GLY:CA	2:I:208:ARG:NH1	2.71	0.53
2:B:294:THR:C	2:B:295:ASN:N	2.62	0.53
1:D:237:PRO:HG2	2:I:352:TYR:HB2	1.80	0.53
1:D:11:VAL:HG11	1:D:35:SER:CA	2.21	0.53
1:D:254:THR:CA	2:E:368:PRO:CG	2.79	0.53
1:F:132:LYS:HG2	1:F:145:THR:CB	2.38	0.53
1:A:256:PRO:CB	2:B:366:GLU:HG2	2.10	0.53
1:F:88:MET:HB3	2:G:240:PRO:HD3	1.65	0.53
1:D:171:THR:C	1:D:173:PHE:N	2.48	0.53
1:D:62:CYS:CB	2:E:264:LYS:NZ	2.72	0.53
1:A:95:PHE:HA	2:B:290:HIS:HB3	1.91	0.53
2:E:85:ASP:OD1	2:I:207:SER:HB2	2.08	0.53
1:D:219:LEU:N	1:D:236:ALA:N	2.53	0.52
1:F:129:ALA:CB	1:F:166:MET:HE2	2.40	0.52
1:A:28:VAL:HG23	1:A:329:ALA:HB1	1.92	0.52
1:F:235:GLN:C	1:F:236:ALA:HA	2.29	0.52
1:H:52:LYS:HE3	2:I:100:ARG:CZ	2.40	0.52
2:G:294:THR:CA	2:G:295:ASN:N	2.72	0.52
1:A:95:PHE:CD1	2:B:289:CYS:CA	2.83	0.52
1:H:28:VAL:HG23	1:H:329:ALA:HB1	1.92	0.52
1:D:28:VAL:HG23	1:D:329:ALA:HB1	1.92	0.52
1:A:170:TRP:CZ2	1:A:172:PRO:HA	2.44	0.52
1:H:33:LEU:CG	1:H:133:LEU:HD12	2.26	0.52
1:D:34:LEU:CD1	1:D:132:LYS:HD3	2.39	0.52
2:I:295:ASN:O	2:I:296:HIS:HB2	2.09	0.52
2:G:237:PRO:CG	2:G:306:VAL:HG11	2.21	0.52
1:A:34:LEU:HB3	1:A:132:LYS:HD3	1.92	0.52
1:D:256:PRO:CA	2:E:366:GLU:O	2.58	0.52
1:A:95:PHE:HD1	2:B:289:CYS:CA	2.18	0.51
1:A:38:LEU:HB2	1:A:268:ALA:HB3	1.92	0.51
1:H:90:GLY:HA3	2:I:241:ASP:CA	2.30	0.51

Continued on next page...

Continued from previous page...

Atom-1	Atom-2	Interatomic distance (Å)	Clash overlap (Å)
1:A:90:GLY:O	2:B:241:ASP:N	2.42	0.51
1:H:92:ALA:CB	2:I:290:HIS:HD2	2.19	0.51
2:G:206:HIS:CD2	2:I:173:GLU:HB2	2.43	0.51
1:A:385:ASP:HA	1:A:386:HIS:HB3	1.73	0.51
1:D:245:LYS:NZ	2:I:378:LYS:O	2.40	0.51
1:A:38:LEU:HD13	1:A:172:PRO:HD2	1.93	0.51
1:H:38:LEU:HB2	1:H:268:ALA:HB3	1.92	0.51
1:H:385:ASP:OD2	1:H:387:ILE:N	2.44	0.51
2:B:202:ARG:NH2	2:B:393:THR:O	2.43	0.51
1:D:38:LEU:HB2	1:D:268:ALA:HB3	1.92	0.51
2:I:237:PRO:HG3	2:I:306:VAL:HG13	1.77	0.51
1:H:173:PHE:O	1:H:174:ASP:C	2.49	0.51
1:F:95:PHE:H	2:G:264:LYS:CD	2.23	0.51
1:F:38:LEU:HB2	1:F:268:ALA:HB3	1.92	0.51
1:D:88:MET:CE	2:E:238:ASP:CA	2.87	0.51
2:G:274:LEU:HD21	2:G:296:HIS:HE1	1.70	0.51
2:E:206:HIS:NE2	2:G:173:GLU:HB3	2.26	0.51
2:G:106:THR:HB	2:G:200:ILE:HD11	1.93	0.51
1:D:273:VAL:HG13	1:D:273:VAL:O	2.10	0.51
1:F:93:TYR:HE1	2:G:238:ASP:CG	2.10	0.51
1:A:116:THR:HG23	2:B:327:ASN:OD1	2.10	0.51
1:F:28:VAL:HG23	1:F:329:ALA:HB1	1.91	0.51
2:E:106:THR:HB	2:E:200:ILE:HD11	1.93	0.51
1:D:88:MET:HE3	2:E:238:ASP:C	1.94	0.51
1:F:90:GLY:H	2:G:240:PRO:CG	2.21	0.51
2:E:334:LYS:CG	2:E:396:ASN:CA	2.89	0.51
1:F:253:HIS:C	2:G:362:ARG:CD	2.49	0.51
1:A:94:CYS:C	2:B:290:HIS:HB3	2.31	0.51
1:A:130:SER:O	1:A:131:ALA:HB2	2.12	0.50
1:F:110:LYS:HG3	1:F:213:VAL:HG11	1.94	0.50
2:B:106:THR:HB	2:B:200:ILE:HD11	1.93	0.50
1:A:112:GLU:CB	2:B:102:ARG:NH2	2.74	0.50
2:G:237:PRO:CB	2:G:306:VAL:HG12	2.41	0.50
1:D:252:GLN:HE21	2:E:362:ARG:NH2	2.08	0.50
2:I:106:THR:HB	2:I:200:ILE:HD11	1.93	0.50
1:A:88:MET:C	2:B:240:PRO:HG3	2.32	0.50
1:F:11:VAL:HG21	1:F:36:VAL:H	1.77	0.50
2:E:89:GLY:CA	2:I:208:ARG:HG2	2.23	0.50
2:E:336:ARG:CB	1:F:234:SER:OG	2.52	0.50
1:A:95:PHE:HE2	2:B:267:CYS:H	1.58	0.50
1:H:172:PRO:C	1:H:173:PHE:CG	2.85	0.50

Continued on next page...

Continued from previous page...

Atom-1	Atom-2	Interatomic distance (Å)	Clash overlap (Å)
1:A:34:LEU:HB2	1:A:132:LYS:CB	2.18	0.50
1:D:89:TRP:HZ2	2:E:239:THR:CG2	2.06	0.50
1:A:93:TYR:O	2:B:290:HIS:ND1	2.45	0.50
1:D:33:LEU:O	1:D:34:LEU:O	2.30	0.50
1:A:127:ALA:HB1	1:A:171:THR:OG1	2.08	0.50
1:F:170:TRP:C	1:F:171:THR:CG2	2.80	0.50
2:E:237:PRO:CB	2:E:307:PRO:O	2.48	0.49
1:F:90:GLY:C	2:G:240:PRO:C	2.71	0.49
1:F:75:ASP:OD2	1:F:217:THR:CB	2.60	0.49
2:E:236:PRO:HG2	2:E:295:ASN:CB	2.42	0.49
1:A:132:LYS:O	1:A:133:LEU:HB2	2.12	0.49
1:A:7:ILE:HD11	1:A:33:LEU:HD12	1.93	0.49
2:I:237:PRO:O	2:I:238:ASP:OD1	2.30	0.49
1:A:254:THR:C	2:B:368:PRO:HG3	2.32	0.49
1:A:113:SER:HB3	2:B:104:GLU:HG2	1.93	0.49
1:D:237:PRO:CD	2:I:352:TYR:CG	2.94	0.49
1:A:173:PHE:CE1	1:A:251:LEU:HD13	2.48	0.49
1:A:170:TRP:CZ2	1:A:172:PRO:CA	2.96	0.49
1:H:74:PRO:HB2	1:H:215:ALA:HB3	1.94	0.49
1:A:52:LYS:C	1:A:53:THR:CA	2.73	0.49
1:F:91:GLY:O	2:G:240:PRO:CG	2.60	0.49
1:D:52:LYS:HE2	1:D:54:VAL:CG2	2.40	0.49
2:G:203:GLU:CD	2:G:396:ASN:ND2	2.66	0.49
1:D:129:ALA:HB1	1:D:166:MET:CE	2.43	0.49
2:I:238:ASP:CB	2:I:292:ALA:HB1	2.42	0.49
1:D:256:PRO:CA	2:E:366:GLU:C	2.76	0.49
1:F:171:THR:O	1:F:173:PHE:CA	2.54	0.49
1:A:256:PRO:CG	2:B:366:GLU:HG2	2.43	0.49
1:D:92:ALA:N	2:E:290:HIS:NE2	2.60	0.49
1:H:19:VAL:HB	1:H:27:MET:HB3	1.95	0.49
2:I:116:LEU:HD22	2:I:131:LEU:HD21	1.94	0.49
1:D:89:TRP:HE1	2:E:239:THR:CB	2.16	0.49
1:D:245:LYS:HE2	2:I:378:LYS:HD2	1.93	0.49
1:H:171:THR:HG23	1:H:171:THR:O	2.13	0.49
2:E:378:LYS:NZ	1:F:242:TYR:HB2	2.27	0.49
2:G:116:LEU:HD22	2:G:131:LEU:HD21	1.94	0.49
1:H:92:ALA:HB3	2:I:290:HIS:CD2	2.42	0.48
1:H:9:ASN:OD1	1:H:36:VAL:HG21	2.12	0.48
2:B:202:ARG:O	2:B:358:LEU:HB2	2.13	0.48
1:H:90:GLY:CA	2:I:241:ASP:HA	2.43	0.48
1:D:93:TYR:CD1	2:E:238:ASP:CB	2.96	0.48

Continued on next page...

Continued from previous page...

Atom-1	Atom-2	Interatomic distance (Å)	Clash overlap (Å)
1:A:52:LYS:HE3	2:B:100:ARG:CZ	2.42	0.48
1:A:110:LYS:HG3	1:A:213:VAL:HG11	1.95	0.48
2:E:89:GLY:CA	2:I:208:ARG:NE	2.74	0.48
1:D:245:LYS:HE2	2:I:378:LYS:CD	2.44	0.48
1:A:88:MET:HE3	2:B:238:ASP:H	1.77	0.48
1:A:173:PHE:HE1	1:A:251:LEU:HD12	1.77	0.48
1:A:173:PHE:CE1	1:A:184:VAL:HG12	2.34	0.48
1:H:33:LEU:CA	1:H:133:LEU:HD12	2.43	0.48
1:D:171:THR:O	1:D:172:PRO:C	2.49	0.48
2:G:208:ARG:CZ	2:I:89:GLY:C	2.81	0.48
2:E:116:LEU:HD22	2:E:131:LEU:HD21	1.94	0.48
2:I:238:ASP:HB3	2:I:292:ALA:HB3	1.95	0.48
1:D:257:PHE:H	2:E:366:GLU:CA	2.26	0.48
2:I:294:THR:HG23	2:I:295:ASN:H	1.70	0.48
2:B:204:LYS:HG3	2:B:374:TRP:CH2	2.49	0.48
1:D:110:LYS:HG3	1:D:213:VAL:HG11	1.95	0.48
1:D:256:PRO:HA	2:E:366:GLU:O	2.14	0.48
1:F:62:CYS:HB3	2:G:264:LYS:CE	2.34	0.48
1:A:88:MET:HB2	2:B:240:PRO:CD	2.36	0.48
1:D:93:TYR:CD1	2:E:238:ASP:HB2	2.49	0.48
1:D:19:VAL:HB	1:D:27:MET:HB3	1.95	0.48
1:A:19:VAL:HB	1:A:27:MET:HB3	1.95	0.48
2:B:237:PRO:O	2:B:238:ASP:OD1	2.32	0.48
1:A:218:GLN:HB2	1:A:236:ALA:CA	2.44	0.48
1:D:260:GLN:HE22	2:E:362:ARG:NH2	2.12	0.48
2:G:202:ARG:HH12	2:G:360:SER:CB	2.27	0.48
2:B:116:LEU:HD22	2:B:131:LEU:HD21	1.94	0.48
1:F:30:GLU:HB3	1:F:136:LEU:HB2	1.96	0.48
1:H:385:ASP:OD2	1:H:387:ILE:CA	2.62	0.47
1:H:383:PRO:CD	2:I:407:SER:N	2.77	0.47
1:F:19:VAL:HB	1:F:27:MET:HB3	1.95	0.47
1:A:36:VAL:HA	1:A:131:ALA:HB2	1.96	0.47
1:A:35:SER:O	1:A:131:ALA:CB	2.62	0.47
1:A:7:ILE:HD11	1:A:33:LEU:HD11	1.95	0.47
2:E:262:ARG:HH12	2:E:310:ALA:HB3	1.78	0.47
2:G:208:ARG:NH1	2:I:89:GLY:C	2.66	0.47
1:F:92:ALA:CB	2:G:290:HIS:CD2	2.97	0.47
2:G:274:LEU:HD22	2:G:311:GLU:HB2	1.96	0.47
2:E:208:ARG:NE	2:G:88:GLU:O	2.47	0.47
1:D:90:GLY:C	2:E:240:PRO:CG	2.82	0.47
2:G:237:PRO:O	2:G:238:ASP:OD1	2.33	0.47

Continued on next page...

Continued from previous page...

Atom-1	Atom-2	Interatomic distance (Å)	Clash overlap (Å)
1:H:235:GLN:CA	1:H:236:ALA:N	2.77	0.47
1:F:95:PHE:CD2	2:G:265:CYS:N	2.78	0.47
1:A:34:LEU:HD13	1:A:132:LYS:HD3	1.96	0.47
1:H:7:ILE:HD12	1:H:33:LEU:HD12	1.88	0.47
1:D:236:ALA:HB2	2:I:339:THR:HG21	1.96	0.47
2:G:203:GLU:HB2	2:G:396:ASN:HD21	1.79	0.47
1:H:110:LYS:HG3	1:H:213:VAL:HG11	1.96	0.47
1:A:171:THR:HG23	1:A:171:THR:O	2.15	0.47
2:E:274:LEU:CD2	2:E:311:GLU:OE2	2.62	0.47
1:H:30:GLU:HB3	1:H:136:LEU:HB2	1.96	0.47
1:D:257:PHE:N	2:E:366:GLU:HA	2.29	0.47
1:A:170:TRP:CH2	1:A:172:PRO:CG	2.98	0.47
1:A:51:TYR:CE1	1:A:235:GLN:NE2	2.83	0.47
2:E:209:PRO:HG3	2:E:333:PRO:HD3	1.97	0.47
1:F:235:GLN:CB	1:F:236:ALA:N	2.77	0.47
1:F:108:VAL:CG2	1:F:217:THR:OG1	2.44	0.46
1:A:30:GLU:HB3	1:A:136:LEU:HB2	1.96	0.46
1:F:133:LEU:HD22	1:F:278:ILE:HD13	1.97	0.46
1:H:75:ASP:OD2	1:H:217:THR:OG1	2.16	0.46
1:A:7:ILE:CD1	1:A:33:LEU:HD12	2.46	0.46
1:D:11:VAL:HG21	1:D:36:VAL:N	2.28	0.46
1:H:60:VAL:HG22	1:H:102:GLN:HG3	1.97	0.46
1:A:218:GLN:HB2	1:A:236:ALA:N	2.30	0.46
1:A:133:LEU:HG	1:A:134:ARG:H	1.80	0.46
1:H:75:ASP:CG	1:H:217:THR:H	2.15	0.46
1:A:60:VAL:HG22	1:A:102:GLN:HG3	1.97	0.46
1:H:149:ASN:HD22	1:H:149:ASN:H	1.63	0.46
1:D:149:ASN:HD22	1:D:149:ASN:H	1.63	0.46
1:D:30:GLU:HB3	1:D:136:LEU:HB2	1.96	0.46
2:E:203:GLU:OE2	2:E:334:LYS:HA	2.15	0.46
1:A:170:TRP:CZ3	1:A:172:PRO:CG	2.98	0.46
1:D:11:VAL:HG21	1:D:35:SER:HA	1.97	0.46
2:G:352:TYR:CG	1:H:237:PRO:HD2	2.40	0.46
1:H:33:LEU:HA	1:H:133:LEU:HD12	1.97	0.46
1:A:206:ARG:HH11	1:A:206:ARG:HG3	1.80	0.46
2:E:312:LEU:HD13	2:E:315:ARG:HB2	1.98	0.46
1:F:149:ASN:HD22	1:F:149:ASN:H	1.63	0.46
1:D:60:VAL:HG22	1:D:102:GLN:HG3	1.97	0.46
2:E:334:LYS:HD3	2:E:397:ASN:HA	1.97	0.46
2:E:339:THR:CG2	1:F:218:GLN:CD	2.62	0.46
1:D:253:HIS:O	2:E:368:PRO:HG2	2.12	0.46

Continued on next page...

Continued from previous page...

Atom-1	Atom-2	Interatomic distance (Å)	Clash overlap (Å)
1:H:206:ARG:HH11	1:H:206:ARG:HG3	1.80	0.46
2:B:312:LEU:HD13	2:B:315:ARG:HB2	1.98	0.46
1:A:52:LYS:CA	1:A:53:THR:N	2.69	0.46
1:A:74:PRO:CA	1:A:215:ALA:HB3	2.43	0.46
2:B:248:GLN:HA	2:B:249:SER:HA	1.82	0.46
1:F:192:PHE:CE1	1:F:206:ARG:HG2	2.51	0.46
1:D:192:PHE:CE1	1:D:206:ARG:HG2	2.51	0.46
2:E:237:PRO:HG2	2:E:238:ASP:H	1.81	0.45
1:A:192:PHE:CE1	1:A:206:ARG:HG2	2.51	0.45
1:F:60:VAL:HG22	1:F:102:GLN:HG3	1.97	0.45
1:A:84:VAL:O	1:A:100:ASN:HB2	2.16	0.45
2:G:206:HIS:CD2	2:I:173:GLU:C	2.89	0.45
1:F:93:TYR:O	2:G:290:HIS:CE1	2.69	0.45
1:F:84:VAL:O	1:F:100:ASN:HB2	2.16	0.45
1:H:91:GLY:C	2:I:240:PRO:HB2	2.37	0.45
2:G:378:LYS:NZ	1:H:238:SER:O	2.50	0.45
2:B:274:LEU:HD22	2:B:311:GLU:CB	2.46	0.45
2:G:312:LEU:HD13	2:G:315:ARG:HB2	1.98	0.45
1:D:7:ILE:HD11	1:D:33:LEU:HD12	1.90	0.45
2:E:90:HIS:CD2	2:I:208:ARG:NH2	2.85	0.45
1:H:127:ALA:HB2	1:H:171:THR:OG1	2.15	0.45
1:D:253:HIS:O	2:E:368:PRO:HG3	2.16	0.45
1:A:126:THR:HG1	1:H:126:THR:HG1	1.60	0.45
1:A:90:GLY:C	2:B:240:PRO:CA	2.83	0.45
2:B:237:PRO:CB	2:B:306:VAL:HG12	2.47	0.45
2:E:206:HIS:NE2	2:G:173:GLU:CB	2.80	0.45
1:F:206:ARG:HG3	1:F:206:ARG:HH11	1.80	0.45
1:D:84:VAL:O	1:D:100:ASN:HB2	2.16	0.45
2:I:312:LEU:HD13	2:I:315:ARG:HB2	1.98	0.45
1:H:88:MET:O	2:I:240:PRO:HG2	2.13	0.45
2:E:334:LYS:HD3	2:E:396:ASN:O	2.14	0.45
1:F:112:GLU:CB	2:G:229:GLU:HG2	2.46	0.45
1:H:192:PHE:CE1	1:H:206:ARG:HG2	2.51	0.45
1:F:249:ALA:HB2	2:G:370:TYR:CD2	2.51	0.45
1:F:273:VAL:CG1	1:F:273:VAL:O	2.65	0.45
1:D:206:ARG:HH11	1:D:206:ARG:HG3	1.80	0.45
1:A:34:LEU:HD13	1:A:132:LYS:CE	2.09	0.45
1:H:91:GLY:O	2:I:240:PRO:HB2	2.17	0.45
1:A:149:ASN:HD22	1:A:149:ASN:H	1.63	0.45
1:H:84:VAL:O	1:H:100:ASN:HB2	2.16	0.45
2:G:378:LYS:HE3	1:H:237:PRO:HB2	1.99	0.44

Continued on next page...

Continued from previous page...

Atom-1	Atom-2	Interatomic distance (Å)	Clash overlap (Å)
1:A:170:TRP:CE3	1:A:172:PRO:CD	2.85	0.44
1:D:34:LEU:HD13	1:D:132:LYS:CD	2.43	0.44
2:B:202:ARG:HG2	2:B:358:LEU:HD13	1.98	0.44
2:I:295:ASN:HB2	2:I:296:HIS:H	1.55	0.44
2:G:238:ASP:HB3	2:G:292:ALA:HB1	1.98	0.44
1:A:172:PRO:CG	1:A:268:ALA:HB3	2.35	0.44
1:F:116:THR:HG23	2:G:327:ASN:CG	2.37	0.44
1:D:51:TYR:HE1	1:D:108:VAL:HG22	1.81	0.44
2:G:199:VAL:HG11	2:G:374:TRP:CZ2	2.52	0.44
1:H:90:GLY:O	2:I:241:ASP:CA	2.65	0.44
2:G:378:LYS:CE	1:H:237:PRO:HB2	2.47	0.44
2:E:174:THR:HG21	2:I:206:HIS:CB	2.45	0.44
1:H:88:MET:CE	2:I:239:THR:CA	2.95	0.44
1:F:93:TYR:CE1	2:G:238:ASP:CB	3.00	0.44
1:A:41:THR:HG21	1:H:41:THR:HG21	1.99	0.44
2:E:237:PRO:O	2:E:238:ASP:OD1	2.36	0.44
1:H:84:VAL:HG12	1:H:86:PRO:HD3	2.00	0.44
1:A:88:MET:C	2:B:240:PRO:CG	2.85	0.44
2:E:208:ARG:CG	2:G:89:GLY:C	2.85	0.44
1:F:84:VAL:HG12	1:F:86:PRO:HD3	2.00	0.44
1:D:84:VAL:HG12	1:D:86:PRO:HD3	2.00	0.44
1:D:256:PRO:HA	2:E:365:GLY:O	2.18	0.44
1:H:252:GLN:HE21	2:I:362:ARG:NH1	2.16	0.44
1:D:171:THR:O	1:D:171:THR:HG23	2.18	0.44
1:H:385:ASP:HB3	2:I:405:GLN:H	1.63	0.44
1:A:84:VAL:HG12	1:A:86:PRO:HD3	2.00	0.44
2:B:238:ASP:CB	2:B:292:ALA:HB1	2.45	0.44
1:A:172:PRO:O	1:A:173:PHE:HB2	2.17	0.44
2:G:334:LYS:HA	2:G:396:ASN:HB2	1.99	0.44
2:E:235:MET:O	2:E:236:PRO:O	2.36	0.44
1:H:11:VAL:HG21	1:H:35:SER:CA	2.48	0.44
2:I:274:LEU:HD23	2:I:311:GLU:OE2	2.17	0.43
1:H:62:CYS:CB	2:I:264:LYS:HE2	2.28	0.43
1:A:271:CYS:O	1:A:273:VAL:N	2.51	0.43
1:F:90:GLY:CA	2:G:240:PRO:HG2	2.48	0.43
1:H:116:THR:HG23	2:I:327:ASN:CG	2.34	0.43
1:D:95:PHE:CD2	2:E:271:ASN:ND2	2.84	0.43
2:G:213:LYS:HB3	2:G:332:VAL:HG23	2.00	0.43
2:E:202:ARG:O	2:E:358:LEU:HB2	2.18	0.43
2:G:352:TYR:CZ	1:H:198:GLY:HA3	2.53	0.43
2:G:274:LEU:CD2	2:G:296:HIS:HE1	2.32	0.43

Continued on next page...

Continued from previous page...

Atom-1	Atom-2	Interatomic distance (Å)	Clash overlap (Å)
2:I:274:LEU:HD12	2:I:294:THR:CG2	2.48	0.43
1:A:170:TRP:CH2	1:A:172:PRO:CA	3.01	0.43
1:D:245:LYS:CE	2:I:378:LYS:CD	2.96	0.43
2:B:237:PRO:O	2:B:238:ASP:CG	2.57	0.43
1:F:170:TRP:CH2	1:F:172:PRO:HD3	2.39	0.43
2:G:202:ARG:HG2	2:G:358:LEU:HD13	2.01	0.43
1:A:88:MET:CE	2:B:238:ASP:N	2.81	0.43
2:G:274:LEU:HD21	2:G:296:HIS:NE2	2.34	0.43
1:H:9:ASN:O	1:H:272:ALA:HA	2.19	0.43
1:F:363:ALA:HB3	1:F:378:ALA:HB3	2.01	0.43
1:H:273:VAL:CG1	1:H:273:VAL:O	2.65	0.43
1:D:170:TRP:O	1:D:171:THR:HB	2.19	0.43
1:A:244:LEU:HA	1:A:247:ARG:HD3	2.01	0.43
1:A:218:GLN:H	1:A:236:ALA:HB3	1.84	0.43
1:H:363:ALA:HB3	1:H:378:ALA:HB3	2.01	0.43
1:D:363:ALA:HB3	1:D:378:ALA:HB3	2.01	0.43
1:A:90:GLY:O	2:B:240:PRO:CA	2.65	0.42
1:F:244:LEU:HA	1:F:247:ARG:HD3	2.01	0.42
2:G:378:LYS:HD2	1:H:242:TYR:HD1	1.64	0.42
2:G:211:HIS:HB3	1:H:225:ALA:CB	2.49	0.42
1:A:363:ALA:HB3	1:A:378:ALA:HB3	2.01	0.42
1:H:333:MET:HB2	1:H:366:ARG:HB2	2.01	0.42
1:A:173:PHE:HE1	1:A:251:LEU:CD1	2.31	0.42
1:H:385:ASP:N	1:H:386:HIS:HB2	2.30	0.42
2:E:202:ARG:O	2:E:374:TRP:CH2	2.73	0.42
1:H:90:GLY:H	2:I:240:PRO:HG2	1.85	0.42
1:H:95:PHE:CB	2:I:264:LYS:HB2	2.31	0.42
2:B:237:PRO:C	2:B:238:ASP:CG	2.77	0.42
2:B:237:PRO:HB3	2:B:306:VAL:HG12	2.00	0.42
2:G:334:LYS:HG2	2:G:396:ASN:CB	2.49	0.42
1:D:244:LEU:HA	1:D:247:ARG:HD3	2.01	0.42
1:F:93:TYR:HE1	2:G:238:ASP:CB	2.33	0.42
1:A:173:PHE:CE1	1:A:251:LEU:HD12	2.54	0.42
1:F:170:TRP:CE3	1:F:171:THR:HA	2.55	0.42
1:D:51:TYR:HB2	1:D:108:VAL:HG12	1.47	0.42
1:A:86:PRO:HA	1:A:227:GLY:HA2	2.02	0.42
1:A:34:LEU:CB	1:A:132:LYS:HD3	2.49	0.42
1:F:33:LEU:O	1:F:34:LEU:C	2.57	0.42
1:A:51:TYR:HB2	1:A:108:VAL:HG13	2.01	0.42
1:A:333:MET:HB2	1:A:366:ARG:HB2	2.01	0.42
2:I:77:ARG:HE	2:I:300:GLN:HE21	1.68	0.42

Continued on next page...

Continued from previous page...

Atom-1	Atom-2	Interatomic distance (Å)	Clash overlap (Å)
1:A:387:ILE:CG2	2:B:342:TYR:CD2	3.00	0.42
1:A:173:PHE:CD1	1:A:177:ILE:HG21	2.54	0.42
1:F:170:TRP:CE3	1:F:171:THR:CA	3.03	0.42
2:B:204:LYS:HG3	2:B:374:TRP:CZ3	2.54	0.42
2:G:203:GLU:OE2	2:G:334:LYS:HA	2.19	0.42
1:D:86:PRO:HA	1:D:227:GLY:HA2	2.02	0.42
1:D:88:MET:HE1	2:E:239:THR:CA	2.50	0.42
1:A:147:TYR:H	1:A:152:HIS:CD2	2.37	0.42
1:H:86:PRO:HA	1:H:227:GLY:HA2	2.02	0.42
2:E:77:ARG:HE	2:E:300:GLN:HE21	1.68	0.42
1:H:244:LEU:HA	1:H:247:ARG:HD3	2.01	0.42
2:E:334:LYS:CE	2:E:396:ASN:O	2.68	0.42
2:G:207:SER:CB	2:I:85:ASP:HB3	2.48	0.42
1:D:7:ILE:HD12	1:D:33:LEU:HD12	2.01	0.42
2:E:248:GLN:HA	2:E:249:SER:HA	1.82	0.42
2:G:102:ARG:HB2	2:G:111:LYS:HB3	2.02	0.42
2:E:90:HIS:N	2:I:208:ARG:HH12	2.18	0.41
1:F:170:TRP:CH2	1:F:172:PRO:HA	2.49	0.41
2:G:248:GLN:HA	2:G:249:SER:HA	1.82	0.41
2:G:203:GLU:OE2	2:G:396:ASN:ND2	2.52	0.41
2:B:77:ARG:HE	2:B:300:GLN:HE21	1.68	0.41
1:A:11:VAL:HA	1:A:33:LEU:O	2.20	0.41
1:D:256:PRO:HB3	2:E:366:GLU:C	2.33	0.41
2:E:102:ARG:HB2	2:E:111:LYS:HB3	2.02	0.41
1:D:333:MET:HB2	1:D:366:ARG:HB2	2.01	0.41
2:E:274:LEU:HD21	2:E:311:GLU:OE2	2.21	0.41
1:F:170:TRP:CH2	1:F:172:PRO:CG	3.02	0.41
1:F:51:TYR:CD1	1:F:108:VAL:HG13	2.55	0.41
1:F:257:PHE:CG	1:F:272:ALA:O	2.74	0.41
2:G:334:LYS:HG2	2:G:396:ASN:HB2	2.01	0.41
1:A:51:TYR:OH	1:A:235:GLN:HG2	2.20	0.41
1:H:59:TYR:HB3	1:H:103:LEU:HB3	2.03	0.41
2:G:274:LEU:HD22	2:G:311:GLU:CB	2.50	0.41
1:H:11:VAL:HG21	1:H:35:SER:HA	2.02	0.41
1:D:34:LEU:HD13	1:D:132:LYS:HD3	2.03	0.41
1:D:218:GLN:CB	1:D:236:ALA:HB2	2.50	0.41
2:G:213:LYS:HB3	2:G:332:VAL:CG2	2.50	0.41
1:F:86:PRO:HA	1:F:227:GLY:HA2	2.02	0.41
2:G:103:ASN:H	2:G:103:ASN:HD22	1.69	0.41
1:D:259:CYS:HB3	1:D:271:CYS:HG	1.81	0.41
2:B:102:ARG:HB2	2:B:111:LYS:HB3	2.02	0.41

Continued on next page...

Continued from previous page...

Atom-1	Atom-2	Interatomic distance (Å)	Clash overlap (Å)
1:D:59:TYR:HB3	1:D:103:LEU:HB3	2.03	0.41
1:H:89:TRP:N	2:I:240:PRO:HG2	2.31	0.41
2:B:294:THR:O	2:B:295:ASN:CA	2.69	0.41
2:G:336:ARG:HD2	1:H:235:GLN:N	2.36	0.41
1:D:256:PRO:CB	2:E:366:GLU:C	2.88	0.41
1:F:11:VAL:HG21	1:F:36:VAL:N	2.36	0.41
2:B:103:ASN:HD22	2:B:103:ASN:H	1.69	0.41
1:D:95:PHE:CZ	2:E:271:ASN:CG	2.88	0.41
1:A:59:TYR:HB3	1:A:103:LEU:HB3	2.03	0.41
2:G:77:ARG:HE	2:G:300:GLN:HE21	1.68	0.41
2:E:103:ASN:H	2:E:103:ASN:HD22	1.68	0.41
1:A:256:PRO:HB3	2:B:366:GLU:CA	2.51	0.41
2:E:336:ARG:CG	1:F:234:SER:HB2	2.42	0.41
1:F:256:PRO:HG3	2:G:368:PRO:HD3	2.02	0.41
2:B:236:PRO:CB	2:B:237:PRO:CD	2.99	0.41
1:A:95:PHE:CA	2:B:290:HIS:HB3	2.51	0.41
1:A:38:LEU:HD13	1:A:172:PRO:HD3	2.02	0.41
1:F:147:TYR:H	1:F:152:HIS:CD2	2.37	0.41
1:A:112:GLU:HB2	2:B:102:ARG:HH21	1.86	0.41
1:F:31:MET:HB3	1:F:133:LEU:HD21	2.03	0.41
1:F:59:TYR:HB3	1:F:103:LEU:HB3	2.03	0.41
1:H:89:TRP:N	2:I:240:PRO:HD2	2.36	0.41
1:H:88:MET:SD	2:I:240:PRO:HD3	2.60	0.41
1:A:95:PHE:HA	2:B:290:HIS:CB	2.51	0.41
1:D:259:CYS:HB3	1:D:271:CYS:SG	2.61	0.41
2:I:235:MET:HA	2:I:236:PRO:HD3	1.85	0.41
1:A:11:VAL:CG2	1:A:35:SER:CA	2.73	0.40
1:F:249:ALA:HB2	2:G:370:TYR:CZ	2.56	0.40
1:F:129:ALA:HB2	1:F:166:MET:CE	2.37	0.40
1:F:333:MET:HB2	1:F:366:ARG:HB2	2.01	0.40
1:F:95:PHE:HZ	2:G:267:CYS:H	1.69	0.40
1:H:172:PRO:HG3	1:H:271:CYS:SG	2.60	0.40
2:B:274:LEU:CD2	2:B:296:HIS:HE1	2.33	0.40
1:D:254:THR:C	2:E:368:PRO:CG	2.88	0.40
2:G:211:HIS:CB	1:H:225:ALA:HB1	2.51	0.40
1:A:133:LEU:HG	1:A:134:ARG:N	2.37	0.40
2:B:237:PRO:CG	2:B:306:VAL:HG12	2.34	0.40
2:I:102:ARG:HB2	2:I:111:LYS:HB3	2.02	0.40
1:H:112:GLU:HB2	2:I:102:ARG:NH2	2.36	0.40
2:B:236:PRO:CB	2:B:237:PRO:HD2	2.51	0.40
1:H:252:GLN:NE2	2:I:362:ARG:NH2	2.34	0.40

Continued on next page...

Continued from previous page...

Atom-1	Atom-2	Interatomic distance (Å)	Clash overlap (Å)
1:F:257:PHE:N	2:G:365:GLY:N	2.65	0.40

There are no symmetry-related clashes.

5.3 Torsion angles [i](#)

5.3.1 Protein backbone [i](#)

In the following table, the Percentiles column shows the percent Ramachandran outliers of the chain as a percentile score with respect to all PDB entries followed by that with respect to all EM entries.

The Analysed column shows the number of residues for which the backbone conformation was analysed, and the total number of residues.

Mol	Chain	Analysed	Favoured	Allowed	Outliers	Percentiles	
1	A	380/439 (87%)	356 (94%)	16 (4%)	8 (2%)	9	50
1	D	381/439 (87%)	358 (94%)	15 (4%)	8 (2%)	9	50
1	F	383/439 (87%)	365 (95%)	14 (4%)	4 (1%)	19	65
1	H	387/439 (88%)	364 (94%)	14 (4%)	9 (2%)	8	48
2	B	327/423 (77%)	303 (93%)	19 (6%)	5 (2%)	13	57
2	E	329/423 (78%)	301 (92%)	22 (7%)	6 (2%)	11	53
2	G	329/423 (78%)	303 (92%)	19 (6%)	7 (2%)	9	50
2	I	331/423 (78%)	300 (91%)	26 (8%)	5 (2%)	13	57
All	All	2847/3448 (83%)	2650 (93%)	145 (5%)	52 (2%)	15	53

All (52) Ramachandran outliers are listed below:

Mol	Chain	Res	Type
1	A	34	LEU
1	A	173	PHE
1	A	272	ALA
1	A	386	HIS
1	A	390	TYR
2	B	181	ASP
2	B	237	PRO
1	D	34	LEU
1	D	172	PRO

Continued on next page...

Continued from previous page...

Mol	Chain	Res	Type
1	D	383	PRO
1	D	390	TYR
2	E	181	ASP
2	E	236	PRO
2	E	237	PRO
1	F	172	PRO
1	F	218	GLN
1	F	390	TYR
2	G	181	ASP
2	G	237	PRO
1	H	34	LEU
1	H	174	ASP
1	H	218	GLN
1	H	272	ALA
1	H	390	TYR
2	I	181	ASP
2	I	237	PRO
2	I	295	ASN
1	A	172	PRO
2	B	185	ILE
1	D	132	LYS
1	D	272	ALA
2	E	185	ILE
2	G	185	ILE
1	H	172	PRO
1	H	386	HIS
2	I	185	ILE
1	A	126	THR
2	B	136	ASN
1	D	126	THR
2	E	136	ASN
1	F	126	THR
2	G	136	ASN
2	G	236	PRO
2	G	333	PRO
1	H	126	THR
2	I	136	ASN
2	B	296	HIS
2	E	296	HIS
2	G	296	HIS
1	D	171	THR
1	H	173	PHE

Continued on next page...

Continued from previous page...

Mol	Chain	Res	Type
1	A	174	ASP

5.3.2 Protein sidechains ⓘ

In the following table, the Percentiles column shows the percent sidechain outliers of the chain as a percentile score with respect to all PDB entries followed by that with respect to all EM entries.

The Analysed column shows the number of residues for which the sidechain conformation was analysed, and the total number of residues.

Mol	Chain	Analysed	Rotameric	Outliers	Percentiles	
1	A	327/366 (89%)	314 (96%)	13 (4%)	38	71
1	D	327/366 (89%)	313 (96%)	14 (4%)	35	70
1	F	327/366 (89%)	312 (95%)	15 (5%)	33	68
1	H	327/366 (89%)	316 (97%)	11 (3%)	44	75
2	B	295/372 (79%)	282 (96%)	13 (4%)	35	69
2	E	295/372 (79%)	281 (95%)	14 (5%)	32	68
2	G	295/372 (79%)	281 (95%)	14 (5%)	32	68
2	I	295/372 (79%)	280 (95%)	15 (5%)	29	66
All	All	2488/2952 (84%)	2379 (96%)	109 (4%)	39	69

All (109) residues with a non-rotameric sidechain are listed below:

Mol	Chain	Res	Type
1	A	34	LEU
1	A	69	LYS
1	A	136	LEU
1	A	149	ASN
1	A	212	ASP
1	A	219	LEU
1	A	247	ARG
1	A	267	ARG
1	A	327	LYS
1	A	346	VAL
1	A	352	LEU
1	A	364	GLU
1	A	386	HIS
2	B	88	GLU

Continued on next page...

Continued from previous page...

Mol	Chain	Res	Type
2	B	92	CYS
2	B	103	ASN
2	B	144	ARG
2	B	183	ARG
2	B	247	GLN
2	B	255	THR
2	B	256	VAL
2	B	272	GLU
2	B	276	THR
2	B	299	TRP
2	B	371	GLN
2	B	406	LEU
1	D	69	LYS
1	D	132	LYS
1	D	136	LEU
1	D	149	ASN
1	D	170	TRP
1	D	212	ASP
1	D	219	LEU
1	D	247	ARG
1	D	267	ARG
1	D	327	LYS
1	D	346	VAL
1	D	352	LEU
1	D	364	GLU
1	D	384	LYS
2	E	88	GLU
2	E	92	CYS
2	E	103	ASN
2	E	144	ARG
2	E	183	ARG
2	E	247	GLN
2	E	255	THR
2	E	256	VAL
2	E	272	GLU
2	E	276	THR
2	E	299	TRP
2	E	312	LEU
2	E	371	GLN
2	E	406	LEU
1	F	69	LYS
1	F	136	LEU

Continued on next page...

Continued from previous page...

Mol	Chain	Res	Type
1	F	149	ASN
1	F	171	THR
1	F	212	ASP
1	F	219	LEU
1	F	247	ARG
1	F	267	ARG
1	F	275	ASN
1	F	327	LYS
1	F	346	VAL
1	F	352	LEU
1	F	364	GLU
1	F	384	LYS
1	F	385	ASP
2	G	88	GLU
2	G	92	CYS
2	G	103	ASN
2	G	144	ARG
2	G	183	ARG
2	G	247	GLN
2	G	255	THR
2	G	256	VAL
2	G	272	GLU
2	G	276	THR
2	G	299	TRP
2	G	312	LEU
2	G	371	GLN
2	G	406	LEU
1	H	69	LYS
1	H	136	LEU
1	H	149	ASN
1	H	212	ASP
1	H	219	LEU
1	H	247	ARG
1	H	267	ARG
1	H	327	LYS
1	H	346	VAL
1	H	352	LEU
1	H	364	GLU
2	I	88	GLU
2	I	92	CYS
2	I	103	ASN
2	I	144	ARG

Continued on next page...

Continued from previous page...

Mol	Chain	Res	Type
2	I	183	ARG
2	I	238	ASP
2	I	247	GLN
2	I	255	THR
2	I	256	VAL
2	I	272	GLU
2	I	276	THR
2	I	295	ASN
2	I	299	TRP
2	I	371	GLN
2	I	406	LEU

Some sidechains can be flipped to improve hydrogen bonding and reduce clashes. All (43) such sidechains are listed below:

Mol	Chain	Res	Type
1	A	152	HIS
1	A	230	HIS
1	A	235	GLN
1	A	252	GLN
1	A	373	GLN
2	B	103	ASN
2	B	346	GLN
2	B	405	GLN
1	D	149	ASN
1	D	152	HIS
1	D	230	HIS
1	D	235	GLN
1	D	252	GLN
1	D	373	GLN
2	E	90	HIS
2	E	103	ASN
2	E	210	GLN
2	E	271	ASN
2	E	296	HIS
2	E	346	GLN
1	F	149	ASN
1	F	152	HIS
1	F	218	GLN
1	F	230	HIS
1	F	373	GLN
2	G	82	HIS
2	G	90	HIS

Continued on next page...

Continued from previous page...

Mol	Chain	Res	Type
2	G	103	ASN
2	G	210	GLN
2	G	296	HIS
2	G	327	ASN
2	G	346	GLN
2	G	396	ASN
1	H	149	ASN
1	H	152	HIS
1	H	230	HIS
1	H	252	GLN
1	H	373	GLN
2	I	82	HIS
2	I	90	HIS
2	I	103	ASN
2	I	296	HIS
2	I	346	GLN

5.3.3 RNA [i](#)

There are no RNA molecules in this entry.

5.4 Non-standard residues in protein, DNA, RNA chains [i](#)

There are no non-standard protein/DNA/RNA residues in this entry.

5.5 Carbohydrates [i](#)

There are no carbohydrates in this entry.

5.6 Ligand geometry [i](#)

There are no ligands in this entry.

5.7 Other polymers [i](#)

There are no such residues in this entry.

5.8 Polymer linkage issues ⓘ

There are no chain breaks in this entry.